

County of Sacramento
Voter Registration and Elections
Statement of the Vote
California Gubernatorial Recall Election
September 14, 2021



Voter Registration and Elections
7000 65th Street, Suite A
Sacramento, CA 95823
(916) 875-6451
(800) 762-8019

DISCLAIMER

This Statement of Votes Cast lists voter registration, ballots cast and voter turnout percentages (by party where applicable). Voter registration information is current as of the last day to register to vote in the election (15 days prior to Election Day). Late arriving, but eligible, voter registration affidavits, conditional voter registration and provisional ballots cast during the election (or "voting period") are not included in the registration figures.

EXENCIÓN DE RESPONSABILIDAD

Esta Declaración de Votos Emitidos incluye el registro de votantes, las boletas emitidas y los porcentajes de participación electoral (por partido, según corresponda). La información sobre el registro de votantes está actualizada a partir del último día para registrarse para votar en la elección (15 días antes del Día de la Elección). Las declaraciones juradas del registro de votantes y el registro condicional de votantes que se hayan recibido, pero sean elegibles, así como las boletas electorales emitidas durante la elección (o "período de votación") no se incluyen en las cifras de registro.

免責聲明

本投票聲明列出了選民登記、已投票選票和選民投票率（適用時按政黨列出）。選民登記資訊是截至此次選舉中最後登記日（選舉日前 15 天）的最新資訊。登記數字不包括此次選舉（或「投票期」）中遲到但合格的選民登記宣誓、有條件的選民登記和臨時投票。

County of Sacramento
California Gubernatorial Recall Election
September 14, 2021

Table of Contents

	<u>Section</u>
Certification of Election Official	1
Canvass Certification	
Logic and Accuracy Testing Certification	
Manual Tally	2
1% Manual Tally Random Drawing	
1% Manual Tally Report	
District Registration by Party	3
Summary Report	4
Summary Report with Group Details	5
Statement of Votes Cast by Precinct	6
Statement of Votes Cast by District	7
Statement of Votes Cast by Counting Groups	8
Vote Center Locations – 11 Day	9
Vote Center Locations – 4 Day	10
Ballot Drop Box Locations	11




**CERTIFICATION OF
REGISTRAR OF VOTERS OF THE
RESULTS OF THE CANVASS
OF THE SEPTEMBER 14, 2021,
CALIFORNIA GUBERNATORIAL RECALL ELECTION**

STATE OF CALIFORNIA }
County of Sacramento } ss.

I, Courtney Bailey-Kanelos, Registrar of Voters of County of Sacramento, do hereby certify that in pursuance of the provisions of Election Code section 15300, et seq., I did canvass the results of the votes cast in the California Gubernatorial Recall Election held in said County on September 14, 2021, and that the Statement of Votes Cast, to which this certificate is attached is full, true, and correct.

I hereby set my hand and official seal this 7th day of October, 2021, at the County of Sacramento.





Courtney Bailey-Kanelos
Registrar of Voters
County of Sacramento
State of California

Voter Registration and Elections

Courtney Bailey-Kanelos
Registrar of Voters



Divisions

Campaign Services
Outreach
Precincts
Registration
Vote by Mail
Voting Systems & Technology

County of Sacramento

CERTIFICATE OF ACCURACY

September 14, 2021 Gubernatorial Recall Election

We, the undersigned, do hereby certify that Logic & Accuracy test was conducted in Sacramento County for the September 14, 2021 Gubernatorial Recall Election in accordance with California Election Code sections 15000 & 19205 and the Dominion Voting Systems Use Procedures approved by the California Secretary of State.

Testing of each item was concluded on the following dates:

- ImageCast X Ballot Marking Device
- Mobile Ballot Printers
- ImageCast Central Ballot Tabulation & Reporting
- ImageCast Central Adjudication Stations

We do hereby certify through the Registrar of Voters to the Secretary of State:

THAT the pre-vote counting tests, as defined in the above mentioned procedures, have been performed;

THAT the test results have been compared with predetermined correct totals for each office and/or ballot measure;

THAT the cause of any discrepancy was found and corrected; and

THAT the logic and accuracy test program, the logic and accuracy test ballot cards, and the logic and accuracy test printed output which were certified as correct by the Logic & Accuracy Board were delivered into the custody of the Registrar of Voters.

We declare under penalty of perjury under the laws of the State of California that the foregoing is true and correct

We proudly conduct elections with accuracy, integrity and dignity

7000 65th Street, Suite A • Sacramento, California 95823-2315
(916) 875-6451 • TTY: 711 • fax (916) 875-5130 • toll-free (800) 762-8019
www.elections.sacounty.gov

Sacramento

County

09/14/2021

Election Date

Dominion Voting Systems - Democracy Suite

Voting System


Courtney Bailey-Kanelos, Registrar of Voters

08/31/2021

Date


Hang Nguyen, Assistant Registrar of Voters

08/31/2021

Date

Jason Parks

Printed Name of First Board Member



Signature of First Board Member

08/31/2021

Date

Donald Morrison

Printed Name of Second Board Member


Signature of Second Board Member

08/31/2021

Date

Ann Edwards
County Executive



County of Sacramento

David Villanueva
Deputy County Executive
Administrative Services

Courtney Bailey-Kanelos
Registrar of Voters
Voter Registration & Elections

September 15, 2021

To: Kenji Furukawa, Canvass Manager

From: Courtney Bailey-Kanelos, Registrar of Voters *CBK*

Subject: 1% Manual Tally for the September 14, 2021, California
Gubernatorial Recall Election

All contests in the following consolidated precincts were chosen at random to be manually tallied in accordance with California Elections Code Section 15630.

0012702
0021688
0038113
0049373
0061137
0073946
0077164

We proudly conduct elections with accuracy, integrity and dignity

7000 65th Street, Suite A • Sacramento, California 95823-2315
(916) 875-6451 • TTY: 711 • fax (916) 875-5130 • toll-free (800) 762-8019
www.elections.saccounty.gov

Ann Edwards
County Executive




David Villanueva
Deputy County Executive
Administrative Services

Courtney Bailey-Kanelos
Registrar of Voters
Voter Registration & Elections

County of Sacramento

September 30, 2021

To: Courtney Bailey-Kanelos, Registrar of Voters
From: Kenji Furukawa, Canvass Manager 
Subject: 1% Manual Tally for the September 14, 2021 California
Gubernatorial Recall Election

All contests in the following consolidated voting precincts were chosen at random to be manually tallied (hand counted) in accordance with California Elections Code Section 15360. In addition, at least one batch from each ballot tabulator was selected and included in the manual tally.

Ballots from the following voting precincts were found to match the computer's count from Election Night and during the canvass period:

0012702
0021688
0038113
0049373
0061137
0073946
0077164

Tally sheets, batch reports, and adjudication reports used for the manual tally are available for public inspection and will be securely stored for 22 months, in accordance with Federal law.

We proudly conduct elections with accuracy, integrity and dignity

7000 65th Street, Suite A • Sacramento, California 95823-2315
(916) 875-6451 • TTY: 711 • fax (916) 875-5130 • toll-free (800) 762-8019
www.elections.sacounty.gov



District Registration by Party

Active Registration

	DEM	REP	A-I	G-P	LIB	P-F	NPP	MISC	Total
*0-0 County of Sacramento	398,324	219,940	33,151	3,629	10,942	5,024	189,891	11,315	872,216
*103-0 3rd Congressional District - 2010	6,245	7,706	918	63	315	100	4,114	257	19,718
*106-0 6th Congressional District - 2010	194,840	65,845	13,018	1,796	4,199	2,757	82,413	5,457	370,325
*107-0 7th Congressional District - 2010	192,030	140,320	18,512	1,718	6,213	2,097	100,223	5,413	466,526
*109-0 9th Congressional District - 2010	5,209	6,069	703	52	215	70	3,141	188	15,647
*201-0 1st Senatorial District - 2010	35,154	37,440	4,180	379	1,600	270	22,138	1,357	102,518
*203-0 3rd Senatorial District - 2010	1,348	1,352	180	16	54	21	673	49	3,693
*204-0 4th Senatorial District - 2010	68,134	60,140	8,012	784	2,967	1,043	38,255	2,229	181,564
*205-0 5th Senatorial District - 2010	5,292	6,183	719	55	217	75	3,194	192	15,927
*206-0 6th Senatorial District - 2010	276,558	102,207	18,654	2,310	5,586	3,491	118,577	7,196	534,579
*208-0 8th Senatorial District - 2010	11,838	12,618	1,406	85	518	124	7,054	292	33,935
*306-0 6th Assembly District - 2010	32,623	35,212	3,958	363	1,518	257	20,791	1,305	96,027
*307-0 7th Assembly District - 2010	126,154	45,455	8,623	1,197	2,990	1,646	54,848	3,557	244,470
*308-0 8th Assembly District - 2010	119,748	87,783	12,212	1,232	4,260	1,658	60,766	3,451	291,110
*309-0 9th Assembly District - 2010	118,925	50,617	8,229	829	2,135	1,447	53,033	2,965	238,180
*311-0 11th Assembly District - 2010	874	873	129	8	39	16	453	37	2,429
*401-0 1st Supervisorial District - 2010	94,830	25,152	5,709	910	2,001	1,207	38,214	2,636	170,659
*402-0 2nd Supervisorial District - 2010	83,945	25,782	4,976	601	1,262	1,252	34,976	2,135	154,929
*403-0 3rd Supervisorial District - 2010	72,902	49,046	6,972	813	2,421	967	34,604	2,056	169,781
*404-0 4th Supervisorial District - 2010	60,089	64,853	7,839	657	2,918	673	38,053	2,262	177,344
*405-0 5th Supervisorial District - 2010	86,558	55,107	7,655	648	2,340	925	44,044	2,226	199,503
*510-0 City Of Sacramento	154,576	41,606	9,040	1,344	2,906	1,924	61,254	3,993	276,643
*510-1 City of Sacramento Council District 1 - 2010	21,057	6,601	1,316	116	368	171	9,500	612	39,741
*510-2 City of Sacramento Council District 2 - 2010	14,005	4,692	1,114	153	294	345	6,807	648	28,058
*510-3 City of Sacramento Council District 3 - 2010	21,437	5,811	1,197	171	430	232	8,064	611	37,953
*510-4 City of Sacramento Council District 4 - 2010	24,250	5,075	1,209	281	557	215	8,420	407	40,414
*510-5 City of Sacramento Council District 5 - 2010	20,298	4,232	1,056	226	358	233	6,977	448	33,828
*510-6 City of Sacramento Council District 6 - 2010	17,482	5,508	1,128	159	412	219	7,021	356	32,285
*510-7 City of Sacramento Council District 7 - 2010	19,430	6,012	1,106	119	289	175	7,632	395	35,158
*510-8 City of Sacramento Council District 8 - 2010	16,617	3,675	914	119	198	334	6,833	516	29,206
*520-0 City Of Folsom	16,857	16,946	2,003	150	677	100	11,346	557	48,636
*530-0 City Of Galt	4,782	5,267	623	49	181	67	2,886	166	14,021
*540-0 City Of Isleton	159	109	18	1	2	3	78	6	376
*550-0 City Of Citrus Heights	17,539	18,616	2,438	230	939	261	10,314	609	50,946
*550-1 City of Citrus Heights Council District 1 - 2019	3,650	3,823	487	50	168	57	2,075	103	10,413
*550-2 City of Citrus Heights Council District 2 - 2019	3,399	4,476	541	46	193	40	2,233	132	11,060
*550-3 City of Citrus Heights Council District 3 - 2019	3,990	3,962	537	42	199	49	2,139	138	11,056
*550-4 City of Citrus Heights Council District 4 - 2019	3,174	3,530	468	45	195	50	2,024	117	9,603
*550-5 City of Citrus Heights Council District 5 - 2019	3,326	2,825	405	47	184	65	1,843	119	8,814
*560-0 City Of Elk Grove	49,817	25,673	3,764	306	978	405	24,160	1,141	106,244
*560-1 City of Elk Grove Council District - 1 - 2010	11,940	5,968	837	59	217	94	5,375	229	24,719
*560-2 City of Elk Grove Council District - 2 - 2010	10,435	8,066	965	83	287	86	5,503	238	25,663
*560-3 City of Elk Grove Council District - 3 - 2010	11,441	5,377	884	82	210	114	5,521	316	23,945
*560-4 City of Elk Grove Council District - 4 - 2010	16,001	6,262	1,078	82	264	111	7,761	358	31,917
*570-0 City of Rancho Cordova	17,611	11,758	1,711	154	650	258	9,605	498	42,245
E01-0 Board Of Equalization District 1 - 2010	398,324	219,940	33,151	3,629	10,942	5,024	189,891	11,315	872,216
*599-0 Unincorporated	136,983	99,965	13,554	1,395	4,609	2,006	70,248	4,345	333,105
A40-0 Proposed City Of Rio Linda-Elverta	3,622	5,219	593	36	209	65	2,647	161	12,552

	DEM	REP	A-I	G-P	LIB	P-F	NPP	MISC	Total	
M20-3	Twin Rivers Unified School District Trustee Area 3 - 2010	5,539	2,545	533	70	164	138	2,883	239	12,111
M20-4	Twin Rivers Unified School District Trustee Area 4 - 2010	4,213	5,283	621	42	202	80	2,922	183	13,546
M20-5	Twin Rivers Unified School District Trustee Area 5 - 2010	7,536	2,901	512	48	126	87	3,480	259	14,949
M20-6	Twin Rivers Unified School District Trustee Area 6 - 2010	6,848	1,779	423	55	114	160	3,049	298	12,726
M20-7	Twin Rivers Unified School District Trustee Area 7 - 2010	5,924	2,013	503	82	136	159	2,831	280	11,928
M86-0	F/C School Facilities Improv Dist # 3	1,000	644	101	6	45	7	582	33	2,418
M87-0	F/C School Facilities Improv Dist # 4	12,233	8,435	1,217	119	490	188	6,608	360	29,650
M88-0	River Delta School Facility Improvement Dist #1	536	559	80	6	28	13	295	25	1,542
M89-0	River Delta School Facility Improvement Dist #2	554	488	74	5	19	5	246	20	1,411
M94-0	F/C School Facility Improv Dist #1 (Cordova)	12,883	8,881	1,285	122	523	191	6,954	382	31,221
M95-0	F/C School Facility Improv Dist #2 (Folsom)	16,453	16,476	1,955	146	660	93	11,086	537	47,406
M96-0	F/C School Facilities Improv Dist # 5	16,103	16,277	1,921	143	648	89	10,850	526	46,557
H01-0	Galt Joint Union High School District	6,245	8,008	910	65	281	89	3,773	233	19,604
H03-0	Roseville Joint Union High School District	4,328	4,310	517	47	195	49	3,003	121	12,570
M10-0	Arcohe Union School District	809	1,579	171	9	59	12	503	38	3,180
M13-0	Dry Creek Joint School District	4,328	4,310	517	47	195	49	3,003	121	12,570
M14-0	Elverta Joint School District	408	749	79	4	23	3	299	12	1,577
M15-0	Galt Joint Union Elementary School District	5,436	6,429	739	56	222	77	3,270	195	16,424
M19-0	Robla School District	4,482	1,803	335	36	87	76	2,257	200	9,276
Y01-0	San Juan Water District	29,570	33,736	3,838	389	1,580	356	17,791	1,251	88,511
Y01-1	San Juan Water District Division 1 - 2020	4,396	5,876	696	59	265	57	2,856	172	14,377
Y01-2	San Juan Water District Division 2 - 2020	3,228	4,811	515	48	193	45	2,133	241	11,214
Y01-3	San Juan Water District Division 3 - 2020	5,945	5,799	777	75	332	112	3,481	219	16,740
Y01-4	San Juan Water District Division 4 - 2020	8,751	8,490	891	119	398	79	4,711	244	23,683
Y01-5	San Juan Water District Division 5 - 2020	7,250	8,760	959	88	392	63	4,610	375	22,497
Y02-0	Rancho Murieta Community Services District	1,323	2,407	226	8	69	10	781	32	4,856
Y05-0	Cosumnes Community Services District	55,476	32,343	4,525	367	1,204	484	27,539	1,338	123,276
Y05-1	Cosumnes Community Services District Div 1 - 2020	7,972	8,563	963	81	281	103	4,656	257	22,876
Y05-2	Cosumnes Community Services District Div 2 - 2020	11,619	5,502	779	58	199	90	5,186	228	23,661
Y05-3	Cosumnes Community Services District Div 3 - 2020	14,771	6,033	1,001	74	249	108	7,295	311	29,842
Y05-4	Cosumnes Community Services District Div 4 - 2020	11,411	4,526	835	80	193	106	5,301	308	22,760
Y05-5	Cosumnes Community Services District Div 5 - 2020	9,703	7,719	947	74	282	77	5,101	234	24,137
Z01-0	Florin Resource Conservation District	90,717	42,069	6,515	547	1,667	1,050	43,379	2,264	188,208
Z02-0	Lower Cosumnes Resource Conservation District	1,398	1,851	217	13	83	18	748	60	4,388
Z03-0	Sloughhouse Resource Conservation District	4,094	7,428	669	38	225	50	2,636	129	15,269
S05-0	Courtland Fire Protection District	255	216	33	3	9	2	117	7	642
S06-0	Delta Fire Protection District	85	121	18	3	6	1	41	7	282
S13-0	Herald Fire Protection District	548	1,082	111	6	33	7	335	27	2,149
S14-0	River Delta Fire Protection District	258	258	36	1	17	9	144	10	733
S16-0	Pacific Fruitridge Fire Protection District	7,035	1,908	484	69	125	183	3,144	242	13,190
S20-0	Walnut Grove Fire Protection District	356	375	52	3	13	3	171	15	988
S21-0	Wilton Fire Protection District	1,286	2,737	213	11	89	21	934	45	5,336
S22-0	Natomas Fire Protection District	168	186	24	4	8	1	88	5	484
S30-0	Sacramento Metropolitan Fire District	161,256	122,040	16,593	1,668	5,851	2,286	84,688	5,062	399,444
S30-1	Sacramento Metro Fire District Div 1 - 2010	14,159	14,079	1,772	142	647	211	9,135	489	40,634
S30-2	Sacramento Metro Fire District Div 2 - 2010	17,542	16,252	2,141	210	771	276	9,442	585	47,219
S30-3	Sacramento Metro Fire District Div 3 - 2010	14,420	17,904	2,198	216	819	220	9,502	663	45,942
S30-4	Sacramento Metro Fire District Div 4 - 2010	20,361	10,945	1,720	171	510	342	10,288	558	44,895
S30-5	Sacramento Metro Fire District Div 5 - 2010	19,085	17,781	2,030	222	851	172	10,043	623	50,807
S30-6	Sacramento Metro Fire District Div 6 - 2010	19,975	10,333	1,776	217	547	287	8,962	576	42,673
S30-7	Sacramento Metro Fire District Div 7 - 2010	19,547	12,974	1,892	218	701	287	9,289	582	45,490
S30-8	Sacramento Metro Fire District Div 8 - 2010	18,697	11,967	1,775	178	669	275	9,544	550	43,655
S30-9	Sacramento Metro Fire District Div 9 - 2010	17,470	9,805	1,289	94	336	216	8,483	436	38,129
S98-0	American River FPD Special Tax District	5,056	5,241	579	29	191	35	2,968	94	14,193
S99-0	Galt Fire Protection Zone	5,419	6,364	733	55	220	76	3,254	194	16,315

	DEM	REP	A-I	G-P	LIB	P-F	NPP	MISC	Total
X04-0 Galt Irrigation District	1,105	2,066	220	10	77	14	695	51	4,238
X04-1 Galt Irrigation District Division 1	201	479	47	2	23	4	139	11	906
X04-2 Galt Irrigation District Division 2	239	355	49	3	15	3	144	12	820
X04-3 Galt Irrigation District Division 3	231	455	43	1	11	2	142	9	894
X04-4 Galt Irrigation District Division 4	100	154	15	2	2	2	66	4	345
X04-5 Galt Irrigation District Division 5	334	623	66	2	26	3	204	15	1,273
X05-5 El Dorado Irrigation District	0	0	0	0	0	0	0	0	0
Q01-0 Sacramento Municipal Utility District	397,584	219,144	33,032	3,622	10,904	5,009	189,488	11,285	870,068
Q01-1 Sacramento Municipal Utility District Ward 1 - 2010	44,245	47,256	5,688	586	2,204	527	25,858	1,720	128,084
Q01-2 Sacramento Municipal Utility District Ward 2 - 2010	50,227	45,490	5,468	425	1,896	527	29,749	1,431	135,213
Q01-3 Sacramento Municipal Utility District Ward 3 - 2010	62,296	27,614	4,591	513	1,401	697	26,395	1,398	124,905
Q01-4 Sacramento Municipal Utility District Ward 4 - 2010	74,559	29,851	4,814	470	1,307	551	31,458	1,518	144,528
Q01-5 Sacramento Municipal Utility District Ward 5 - 2010	65,722	21,047	4,429	611	1,485	938	29,110	2,193	125,535
Q01-6 Sacramento Municipal Utility District Ward 6 - 2010	55,497	12,906	3,264	534	903	1,085	22,873	1,604	98,666
Q01-7 Sacramento Municipal Utility District Ward 7 - 2010	45,038	34,980	4,778	483	1,708	684	24,045	1,421	113,137
ZZ004-0 Sacramento Public Library Community Facilities District	222,266	156,059	21,484	2,087	7,178	2,932	114,510	6,598	533,114
ZZ007-0 County Service Area 11	132,936	93,157	12,896	1,350	4,378	1,949	67,775	4,193	318,634
ZZ011-0 Library - Northwest Area	25,398	22,790	3,072	279	1,066	483	15,728	1,006	69,822
ZZ012-0 Library - Northeast Area	18,183	20,423	2,160	228	910	170	10,723	791	53,588
ZZ013-0 Library - Central Area	49,628	31,410	4,660	547	1,600	593	22,467	1,250	112,155
ZZ014-0 Library - South Area	38,459	16,240	2,785	291	727	694	18,095	1,110	78,401
ZZ015-0 Library - Delta Area	1,139	1,117	161	11	50	18	573	46	3,115
ZZ020-0 Freeport Annexation	22	14	1	0	2	0	17	1	57
ZZ030-0 Sacramento Streetcar CFD	4,131	738	197	60	121	51	1,503	84	6,885
R01-0 American River Flood Control District	64,582	17,388	3,808	665	1,434	708	23,829	1,437	113,851
W01-0 Sacramento Suburban Water District	40,723	27,279	4,067	473	1,327	679	20,357	1,323	96,228
W01-1 Sacramento Suburban Water District Division 1 - 2010	6,495	5,495	716	82	225	106	4,065	217	17,401
W01-2 Sacramento Suburban Water District Division 2 - 2010	8,089	4,637	754	88	261	165	3,910	234	18,138
W01-3 Sacramento Suburban Water District Division 3 - 2010	7,484	5,143	832	92	270	174	3,904	348	18,247
W01-4 Sacramento Suburban Water District Division 4 - 2010	8,786	6,622	929	103	318	133	4,259	297	21,447
W01-5 Sacramento Suburban Water District Division 5 - 2010	9,869	5,382	836	108	253	101	4,219	227	20,995
W02-0 Del Paso Manor Water District	1,531	860	148	21	56	14	605	30	3,265
W03-0 Florin County Water District	2,258	1,080	182	15	34	59	1,036	77	4,741
W05-0 Rio Linda/Elverta Community Water District	2,954	4,288	500	33	175	53	2,161	132	10,296
W06-0 El Dorado Hills County Water/Fire Protection District	0	0	0	0	0	0	0	0	0
X01-0 Carmichael Water District	10,479	7,772	1,032	119	376	97	4,787	238	24,900
X01-1 Carmichael Water District Division 1	2,143	1,855	224	29	79	12	966	48	5,356
X01-2 Carmichael Water District Division 2	1,939	1,530	194	26	70	22	900	44	4,725
X01-3 Carmichael Water District Division 3	1,934	1,365	188	31	87	18	978	46	4,647
X01-4 Carmichael Water District Division 4	2,139	1,463	211	17	66	23	900	53	4,872
X01-5 Carmichael Water District Division 5	2,324	1,559	215	16	74	22	1,043	47	5,300
X02-0 Citrus Heights Water District	12,936	14,646	1,833	184	731	204	8,076	480	39,090
X02-1 Citrus Heights Water District Division 1	4,416	4,367	542	61	219	78	2,584	158	12,425
X02-2 Citrus Heights Water District Division 2	4,573	5,208	667	67	267	61	2,920	170	13,933
X02-3 Citrus Heights Water District Division 3	3,947	5,071	624	56	245	65	2,572	152	12,732
X03-0 Fair Oaks Water District	10,091	10,042	1,087	131	500	88	5,565	326	27,830
X03-1 Fair Oaks Water District Division 1 - 2020	1,765	1,966	214	21	116	13	1,071	89	5,255
X03-2 Fair Oaks Water District Division 2 - 2020	2,010	2,205	226	26	90	17	1,104	67	5,745
X03-3 Fair Oaks Water District Division 3 - 2020	2,105	1,927	245	30	112	28	1,159	65	5,671
X03-4 Fair Oaks Water District Division 4 - 2020	2,299	2,216	212	31	85	15	1,199	59	6,116
X03-5 Fair Oaks Water District Division 5 - 2020	1,912	1,728	190	23	97	15	1,032	46	5,043
U01-0 Arden Manor Recreation And Park District	2,201	1,045	186	29	57	33	976	57	4,584
U02-0 Arden Park Recreation And Park District	1,746	1,113	141	9	49	2	766	25	3,851
U03-0 Cordova Recreation And Park District	30,991	19,793	2,925	287	1,067	411	16,050	828	72,352

	DEM	REP	A-I	G-P	LIB	P-F	NPP	MISC	Total	
U04-0	Arcade Creek Recreation And Park District	4,599	3,302	517	59	194	92	2,349	195	11,307
U05-0	Fulton-El Camino Recreation And Park District	7,544	3,436	666	98	190	141	3,294	237	15,606
U06-0	North Highlands Recreation And Park District	8,478	6,318	948	100	320	171	4,865	302	21,502
U07-0	Southgate Recreation And Park District	31,015	11,993	2,083	214	493	594	14,467	921	61,780
U07-1	Southgate Recreation And Park District Div 1 - 2010	4,492	1,137	308	47	89	131	2,090	165	8,459
U07-2	Southgate Recreation And Park District Div 2 - 2010	6,095	1,767	381	43	82	136	2,555	211	11,270
U07-3	Southgate Recreation And Park District Div 3 - 2010	5,621	1,889	374	43	68	136	2,661	171	10,963
U07-4	Southgate Recreation And Park District Div 4 - 2010	7,773	3,655	535	40	140	110	3,613	217	16,083
U07-5	Southgate Recreation And Park District Div 5 - 2010	7,034	3,545	485	41	114	81	3,548	157	15,005
U10-0	Mission Oaks Recreation And Park District	17,103	10,303	1,518	144	494	151	7,381	355	37,449
U101-0	CFD 01-01 Villages of Zinfandel	1,588	1,313	134	12	60	13	993	37	4,150
U11-0	Rio Linda-Elverta Recreation And Park District	3,607	5,197	586	36	207	65	2,637	160	12,495
U13-0	Fair Oaks Recreation And Park District	9,033	8,883	958	116	402	75	4,909	252	24,628
U14-0	Orangevale Recreation And Park District	6,603	9,275	986	97	434	80	4,451	496	22,422
U15-0	Carmichael Recreation and Park District	11,030	8,777	1,101	146	417	112	5,197	262	27,042
U161-0	Cordova Rec and Park CFD 2016-01	24,424	14,839	2,326	249	837	367	12,187	704	55,933
U401-0	CFD 04-01 Sunridge	3,441	2,359	310	17	114	22	1,988	57	8,308
ZZZZZ1-0	Out Of County Streets	0	0	0	0	0	0	0	0	0
ZT001-0	Census Tract 1	1,551	549	103	9	31	4	499	19	2,765
ZT002-0	Census Tract 2	1,796	489	94	17	40	7	566	22	3,031
ZT003-0	Census Tract 3	1,563	396	63	9	29	10	469	16	2,555
ZT004-0	Census Tract 4	1,747	202	73	18	33	15	557	26	2,671
ZT006-0	Census Tract 6	549	95	33	2	16	5	184	12	896
ZT007-0	Census Tract 7	241	64	13	1	5	6	109	6	445
ZT008-0	Census Tract 8	556	124	31	13	11	8	212	11	966
ZT013-0	Census Tract 13	1,391	184	68	23	41	9	487	26	2,229
ZT014-0	Census Tract 14	1,165	192	58	11	30	8	373	23	1,860
ZT015-0	Census Tract 15	2,122	608	102	19	37	6	647	19	3,560
ZT018-0	Census Tract 18	2,112	269	109	31	45	20	671	31	3,288
ZT019-0	Census Tract 19	1,222	149	56	22	32	15	458	23	1,977
ZT020-0	Census Tract 20	954	135	53	13	41	12	368	11	1,587
ZT021-0	Census Tract 21	906	134	55	16	20	12	349	10	1,502
ZT022-0	Census Tract 22	1,825	265	96	16	27	26	618	35	2,908
ZT023-0	Census Tract 23	1,704	332	60	15	29	9	436	16	2,601
ZT024-0	Census Tract 24	2,186	662	84	14	22	5	648	22	3,643
ZT025-0	Census Tract 25	1,114	169	29	7	11	4	299	13	1,646
ZT026-0	Census Tract 26	1,349	161	38	10	23	7	349	17	1,954
ZT027-0	Census Tract 27	1,313	181	68	28	25	19	427	43	2,104
ZT028-0	Census Tract 28	1,070	143	58	16	21	22	401	33	1,764
ZT029-0	Census Tract 29	2,014	420	125	25	58	19	639	28	3,328
ZT031-0	Census Tract 31.01	1,023	296	63	10	30	17	400	19	1,858
ZT032-0	Census Tract 31.02	915	258	68	8	18	17	395	19	1,698
ZT034-0	Census Tract 32.02	1,086	324	67	4	15	24	490	30	2,040
ZT035-0	Census Tract 33	1,878	506	75	21	39	8	618	20	3,165
ZT036-0	Census Tract 34	1,756	506	86	12	30	8	494	31	2,923
ZT037-0	Census Tract 35.01	1,066	217	44	11	26	6	354	13	1,737
ZT038-0	Census Tract 35.02	1,027	288	68	18	19	13	389	21	1,843
ZT039-0	Census Tract 36	826	185	43	12	9	15	331	19	1,440
ZT040-0	Census Tract 37	1,007	178	74	16	16	25	469	35	1,820
ZT041-0	Census Tract 38	1,628	368	93	22	27	27	575	51	2,791
ZT042-0	Census Tract 39	1,440	432	90	10	24	8	504	26	2,534
ZT044-0	Census Tract 41	1,272	279	83	6	14	22	542	33	2,251
ZT045-0	Census Tract 42.01	1,613	307	87	17	23	31	593	42	2,713
ZT047-0	Census Tract 44.01	1,051	268	54	18	21	26	448	50	1,936
ZT048-0	Census Tract 44.02	895	193	65	5	22	31	405	29	1,645
ZT051-0	Census Tract 46.02	939	265	67	8	18	25	446	29	1,797
ZT053-0	Census Tract 48.01	1,267	373	70	12	20	27	611	40	2,420
ZT056-0	Census Tract 51.01	1,002	385	72	7	12	31	463	37	2,009

		DEM	REP	A-I	G-P	LIB	P-F	NPP	MISC	Total
ZT057-0	Census Tract 52.01	453	64	21	7	11	8	184	16	764
ZT059-0	Census Tract 54.04	2,031	1,224	171	9	48	9	792	29	4,313
ZT060-0	Census Tract 55.05	1,172	489	94	19	24	21	465	34	2,318
ZT061-0	Census Tract 55.02	1,215	442	98	11	33	21	515	45	2,380
ZT062-0	Census Tract 56.01	1,330	640	119	17	26	15	545	34	2,726
ZT063-0	Census Tract 56.06	1,324	710	113	16	34	15	580	28	2,820
ZT064-0	Census Tract 57.01	1,023	733	78	8	36	7	459	14	2,358
ZT065-0	Census Tract 57.02	1,746	1,113	141	9	49	2	766	25	3,851
ZT066-0	Census Tract 58.01	1,634	1,141	154	11	57	6	723	31	3,757
ZT067-0	Census Tract 58.03	1,247	1,022	118	4	34	5	555	15	3,000
ZT068-0	Census Tract 59.01	1,794	1,518	160	26	45	12	788	29	4,372
ZT070-0	Census Tract 60.03	985	565	82	7	28	13	461	22	2,163
ZT071-0	Census Tract 61.01	1,245	636	113	18	36	35	594	42	2,719
ZT073-0	Census Tract 62.02	781	314	77	10	18	25	391	33	1,649
ZT074-0	Census Tract 63	1,048	431	81	15	26	30	526	48	2,205
ZT075-0	Census Tract 64	1,128	503	119	23	37	35	611	61	2,517
ZT077-0	Census Tract 66	1,355	435	121	17	37	39	682	71	2,757
ZT081-0	Census Tract 70.01	882	264	54	10	16	14	413	48	1,701
ZT084-0	Census Tract 72.06	681	1,154	109	6	41	9	487	32	2,519
ZT085-0	Census Tract 72.02	675	854	90	5	36	12	469	26	2,167
ZT086-0	Census Tract 72.08	771	976	128	9	45	16	561	35	2,541
ZT087-0	Census Tract 72.04	1,214	664	101	12	24	15	660	52	2,742
ZT090-0	Census Tract 74.02	1,304	893	145	18	34	27	771	58	3,250
ZT091-0	Census Tract 74.03	928	611	93	11	45	22	525	29	2,264
ZT093-0	Census Tract 74.15	780	606	79	10	32	17	405	30	1,959
ZT094-0	Census Tract 75.03	1,035	690	120	18	47	23	513	35	2,481
ZT096-0	Census Tract 77.01	1,448	1,042	150	18	66	19	776	38	3,557
ZT097-0	Census Tract 78.01	1,485	1,188	153	22	61	17	661	37	3,624
ZT098-0	Census Tract 79.05	1,213	1,005	121	9	48	2	535	16	2,949
ZT099-0	Census Tract 80.06	1,550	1,693	146	27	70	12	890	56	4,444
ZT100-0	Census Tract 48.02	988	340	82	7	6	27	510	26	1,986
ZT101-0	Census Tract 80.09	1,325	1,099	131	19	49	20	649	25	3,317
ZT102-0	Census Tract 81.44	647	780	96	14	31	11	426	30	2,035
ZT103-0	Census Tract 81.42	590	685	111	10	42	11	417	28	1,894
ZT104-0	Census Tract 81.29	751	656	88	11	33	10	417	15	1,981
ZT105-0	Census Tract 81.11	1,350	1,615	189	9	81	19	824	54	4,141
ZT106-0	Census Tract 81.33	566	395	52	10	23	10	315	21	1,392
ZT107-0	Census Tract 81.35	1,018	899	139	16	53	13	473	28	2,639
ZT108-0	Census Tract 81.40	620	722	77	10	29	10	345	23	1,836
ZT109-0	Census Tract 81.37	465	495	49	5	25	6	263	16	1,324
ZT110-0	Census Tract 82.09	1,065	1,215	131	10	43	10	637	44	3,155
ZT111-0	Census Tract 82.08	880	1,163	134	17	49	18	548	105	2,914
ZT112-0	Census Tract 82.03	959	1,585	163	8	61	12	628	53	3,469
ZT113-0	Census Tract 82.04	1,034	1,271	110	6	56	12	623	58	3,170
ZT114-0	Census Tract 82.06	1,067	1,475	172	17	86	12	819	109	3,757
ZT116-0	Census Tract 84.03	1,279	1,065	172	18	47	10	855	66	3,512
ZT117-0	Census Tract 85.01	1,596	1,762	193	10	64	4	1,058	42	4,729
ZT121-0	Census Tract 89.09	617	360	59	5	17	11	289	17	1,375
ZT122-0	Census Tract 89.05	1,041	727	94	13	49	27	556	25	2,532
ZT123-0	Census Tract 90.04	955	561	79	10	25	16	508	30	2,184
ZT124-0	Census Tract 91.07	1,029	557	85	9	37	11	458	26	2,212
ZT126-0	Census Tract 93.18	564	196	38	3	13	11	259	16	1,100
ZT127-0	Census Tract 93.07	1,342	1,167	137	17	68	13	697	29	3,470
ZT128-0	Census Tract 94.03	332	692	68	2	15	5	249	19	1,382
ZT129-0	Census Tract 95.01	536	478	47	6	17	8	264	21	1,377
ZT130-0	Census Tract 96.08	2,454	620	159	15	33	34	1,125	85	4,525
ZT132-0	Census Tract 98	460	426	69	5	22	13	226	22	1,243
ZT133-0	Census Tract 80.10	1,420	1,225	136	16	76	9	741	36	3,659
ZT134-0	Census Tract 81.24	904	1,429	140	10	46	12	603	41	3,185

		DEM	REP	A-I	G-P	LIB	P-F	NPP	MISC	Total
ZT135-0	Census Tract 81.31	1,193	1,072	153	15	47	23	601	38	3,142
ZT137-0	Census Tract 54.02	771	216	41	7	20	6	324	24	1,409
ZT138-0	Census Tract 52.02	1,184	534	75	11	32	10	467	27	2,340
ZT140-0	Census Tract 91.08	1,086	619	99	10	31	13	491	30	2,379
ZT141-0	Census Tract 91.03	791	521	87	5	24	18	445	28	1,919
ZT142-0	Census Tract 91.11	1,496	692	145	13	40	25	685	30	3,126
ZT143-0	Census Tract 40.05	1,622	617	95	8	24	7	521	27	2,921
ZT145-0	Census Tract 49.06	847	195	38	6	6	23	305	23	1,443
ZT146-0	Census Tract 42.02	1,563	238	78	13	10	35	610	36	2,583
ZT147-0	Census Tract 42.03	1,355	246	65	6	18	24	548	48	2,310
ZT148-0	Census Tract 89.12	843	649	80	8	34	9	463	30	2,116
ZT149-0	Census Tract 89.07	1,033	685	112	15	37	15	551	31	2,479
ZT150-0	Census Tract 79.03	1,204	1,185	140	20	38	10	619	38	3,254
ZT151-0	Census Tract 74.17	758	686	102	4	26	11	475	31	2,093
ZT152-0	Census Tract 74.13	1,000	759	125	13	37	32	606	83	2,655
ZT153-0	Census Tract 74.14	730	627	86	11	21	23	438	19	1,955
ZT154-0	Census Tract 81.27	910	1,003	152	15	50	20	576	34	2,760
ZT155-0	Census Tract 81.13	734	623	89	14	48	5	454	26	1,993
ZT156-0	Census Tract 81.25	1,104	1,433	176	16	67	11	653	33	3,493
ZT157-0	Census Tract 81.20	906	904	122	16	51	11	625	36	2,671
ZT159-0	Census Tract 70.11	1,799	418	114	25	43	29	764	67	3,259
ZT160-0	Census Tract 70.13	873	224	33	6	9	11	350	34	1,540
ZT161-0	Census Tract 70.07	1,496	368	97	6	22	34	597	60	2,680
ZT163-0	Census Tract 74.23	955	344	98	9	21	31	442	61	1,961
ZT164-0	Census Tract 75.01	1,256	970	132	18	49	35	689	63	3,212
ZT165-0	Census Tract 81.17	460	428	72	3	28	5	259	16	1,271
ZT166-0	Census Tract 81.19	1,326	1,315	182	11	59	19	737	50	3,699
ZT167-0	Census Tract 81.22	929	944	119	11	42	8	543	23	2,619
ZT168-0	Census Tract 82.07	1,038	1,222	141	19	79	5	674	61	3,239
ZT169-0	Census Tract 60.02	1,252	693	143	19	38	18	503	33	2,699
ZT170-0	Census Tract 56.05	877	335	73	13	23	18	396	29	1,764
ZT171-0	Census Tract 54.03	988	396	52	1	12	1	281	12	1,743
ZT172-0	Census Tract 58.04	925	670	75	8	31	3	413	10	2,135
ZT173-0	Census Tract 76.02	1,283	908	115	21	55	18	548	33	2,981
ZT174-0	Census Tract 77.02	1,382	949	111	8	34	10	570	22	3,086
ZT175-0	Census Tract 78.02	1,439	961	147	15	44	17	626	37	3,286
ZT176-0	Census Tract 79.04	1,239	1,208	130	29	54	16	676	34	3,386
ZT177-0	Census Tract 80.08	1,251	1,286	130	17	70	13	724	45	3,536
ZT178-0	Census Tract 80.05	1,346	1,320	140	17	52	3	700	38	3,616
ZT179-0	Census Tract 84.02	1,159	1,419	171	10	73	9	760	41	3,642
ZT180-0	Census Tract 89.08	1,118	946	121	11	41	19	571	41	2,868
ZT181-0	Census Tract 90.06	1,173	680	103	8	31	25	601	37	2,658
ZT182-0	Census Tract 90.08	958	583	84	9	43	17	501	36	2,231
ZT183-0	Census Tract 91.05	837	290	78	11	22	13	401	28	1,680
ZT184-0	Census Tract 91.06	1,390	613	112	19	38	15	553	31	2,771
ZT185-0	Census Tract 91.10	402	100	44	3	8	10	189	16	772
ZT186-0	Census Tract 91.09	1,531	866	124	23	48	13	690	33	3,328
ZT187-0	Census Tract 40.06	1,708	553	86	21	31	7	626	24	3,056
ZT189-0	Census Tract 40.08	1,487	445	88	11	29	10	533	29	2,632
ZT190-0	Census Tract 80.07	806	825	95	4	25	8	405	19	2,187
ZT191-0	Census Tract 49.04	1,724	472	127	13	32	33	650	51	3,102
ZT193-0	Census Tract 50.02	1,539	424	80	8	19	34	619	61	2,784
ZT194-0	Census Tract 93.16	1,176	399	75	6	19	13	567	30	2,285
ZT196-0	Census Tract 93.11	1,709	916	119	8	31	10	863	48	3,704
ZT197-0	Census Tract 51.02	1,112	594	96	8	19	24	500	36	2,389
ZT199-0	Census Tract 96.01	1,845	402	92	12	22	28	765	48	3,214
ZT203-0	Census Tract 93.08	1,474	1,222	156	16	37	20	794	40	3,759
ZT204-0	Census Tract 93.09	610	705	74	5	20	3	302	11	1,730
ZT205-0	Census Tract 93.10	1,673	1,585	192	12	64	18	904	49	4,497

		DEM	REP	A-I	G-P	LIB	P-F	NPP	MISC	Total
ZT207-0	Census Tract 55.06	711	181	57	7	26	16	269	15	1,282
ZT208-0	Census Tract 55.08	1,047	316	87	8	15	12	385	27	1,897
ZT209-0	Census Tract 60.04	780	539	59	3	31	5	360	13	1,790
ZT210-0	Census Tract 61.02	972	450	91	11	28	13	380	20	1,965
ZT211-0	Census Tract 72.07	626	1,153	107	7	41	8	539	28	2,509
ZT212-0	Census Tract 72.09	592	830	114	7	39	16	411	30	2,039
ZT213-0	Census Tract 74.24	662	433	61	8	32	20	374	38	1,628
ZT215-0	Census Tract 74.16	853	646	105	8	22	26	474	47	2,181
ZT216-0	Census Tract 74.22	456	379	52	3	22	17	272	22	1,223
ZT221-0	Census Tract 75.04	464	441	65	7	14	5	292	15	1,303
ZT222-0	Census Tract 79.06	990	799	95	8	38	10	468	21	2,429
ZT223-0	Census Tract 81.28	442	544	68	7	20	8	296	18	1,403
ZT224-0	Census Tract 81.30	822	808	117	8	34	16	489	31	2,325
ZT225-0	Census Tract 81.32	943	1,007	100	9	34	8	478	20	2,599
ZT226-0	Census Tract 81.34	1,159	948	141	13	46	9	593	34	2,943
ZT227-0	Census Tract 81.36	589	602	75	4	24	9	333	20	1,656
ZT228-0	Census Tract 81.38	840	705	98	9	30	9	440	29	2,160
ZT229-0	Census Tract 81.39	802	493	85	8	57	15	376	23	1,859
ZT230-0	Census Tract 81.41	1,127	1,073	165	23	69	33	719	43	3,252
ZT231-0	Census Tract 81.43	776	935	124	12	49	15	489	28	2,428
ZT232-0	Census Tract 81.45	1,453	2,060	250	18	96	17	1,062	67	5,023
ZT233-0	Census Tract 84.04	707	674	104	13	31	12	471	35	2,047
ZT234-0	Census Tract 82.10	1,381	1,896	181	8	51	6	790	49	4,362
ZT235-0	Census Tract 82.11	537	1,018	93	7	27	3	361	45	2,091
ZT238-0	Census Tract 85.04	1,269	1,099	120	15	49	7	732	29	3,320
ZT239-0	Census Tract 87.02	966	925	84	7	19	3	501	16	2,521
ZT240-0	Census Tract 89.10	877	523	106	9	30	10	432	25	2,012
ZT241-0	Census Tract 89.11	465	226	49	4	7	8	240	15	1,014
ZT242-0	Census Tract 89.13	905	784	84	11	49	14	516	28	2,391
ZT243-0	Census Tract 90.05	745	459	87	8	37	12	404	30	1,782
ZT244-0	Census Tract 90.07	572	247	74	6	29	16	303	26	1,273
ZT246-0	Census Tract 91.12	1,004	467	88	14	35	13	461	29	2,111
ZT247-0	Census Tract 93.19	1,294	452	73	6	16	22	597	33	2,493
ZT248-0	Census Tract 93.20	1,300	371	69	9	19	21	545	36	2,370
ZT249-0	Census Tract 93.21	1,607	640	100	10	34	17	717	31	3,156
ZT250-0	Census Tract 93.17	2,003	758	113	14	37	29	844	40	3,838
ZT251-0	Census Tract 93.12	2,072	891	138	8	33	31	1,018	52	4,243
ZT253-0	Census Tract 93.14	1,599	913	115	10	23	12	798	30	3,500
ZT255-0	Census Tract 93.23	1,670	1,131	173	9	44	11	863	47	3,948
ZT256-0	Census Tract 94.04	1,149	2,337	177	12	81	19	804	37	4,616
ZT257-0	Census Tract 94.06	377	814	85	4	25	5	240	19	1,569
ZT258-0	Census Tract 95.02	1,391	1,795	208	11	72	19	900	52	4,448
ZT259-0	Census Tract 95.03	536	524	83	7	15	10	295	22	1,492
ZT260-0	Census Tract 95.04	447	532	58	5	21	11	275	11	1,360
ZT262-0	Census Tract 96.09	1,481	403	77	9	17	17	606	44	2,654
ZT263-0	Census Tract 96.10	1,758	449	106	9	24	28	798	53	3,225
ZT264-0	Census Tract 96.11	985	450	86	9	21	9	446	27	2,033
ZT265-0	Census Tract 96.12	1,622	676	118	10	33	11	688	45	3,203
ZT267-0	Census Tract 96.14	2,103	726	144	15	42	32	970	57	4,089
ZT269-0	Census Tract 96.16	1,692	1,112	153	13	44	16	829	37	3,896
ZT270-0	Census Tract 96.17	1,100	880	97	5	26	10	509	32	2,659
ZT271-0	Census Tract 96.18	1,457	571	88	9	29	10	644	29	2,837
ZT274-0	Census Tract 40.11	1,162	527	69	4	11	2	532	22	2,329
ZT275-0	Census Tract 40.12	1,297	502	65	6	14	8	497	13	2,402
ZT277-0	Census Tract 70.10	1,071	333	84	8	31	11	465	41	2,044
ZT278-0	Census Tract 70.12	1,239	319	69	7	20	13	452	42	2,161
ZT280-0	Census Tract 73.01	953	447	92	17	28	31	480	42	2,090
ZT282-0	Census Tract 74.26	486	327	52	4	33	9	254	15	1,180
ZT283-0	Census Tract 74.27	1,362	1,088	167	14	69	15	905	49	3,669

		DEM	REP	A-I	G-P	LIB	P-F	NPP	MISC	Total
ZT284-0	Census Tract 74.28	690	731	82	8	29	8	416	18	1,982
ZT285-0	Census Tract 74.29	926	646	103	12	39	9	477	25	2,237
ZT286-0	Census Tract 74.30	1,630	1,296	167	16	66	20	962	39	4,196
ZT287-0	Census Tract 74.31	768	696	85	6	33	7	473	29	2,097
ZT288-0	Census Tract 74.32	976	975	130	8	49	10	672	23	2,843
ZT291-0	Census Tract 32.03	601	128	42	5	13	14	320	27	1,150
ZT292-0	Census Tract 32.04	967	295	70	9	15	21	584	31	1,992
ZT293-0	Census Tract 45.01	541	130	49	2	13	15	277	30	1,057
ZT294-0	Census Tract 45.02	928	205	48	7	12	22	361	33	1,616
ZT295-0	Census Tract 47.01	638	223	48	8	7	21	321	29	1,295
ZT296-0	Census Tract 47.02	1,060	283	63	7	6	29	476	43	1,967
ZT297-0	Census Tract 52.04	1,493	748	151	18	40	13	611	20	3,094
ZT298-0	Census Tract 52.05	681	218	57	6	19	6	266	15	1,268
ZT299-0	Census Tract 53.01	731	201	58	4	22	22	260	48	1,346
ZT300-0	Census Tract 55.09	500	106	45	11	15	5	210	17	909
ZT301-0	Census Tract 55.10	1,244	336	84	10	28	15	538	45	2,300
ZT302-0	Census Tract 59.03	569	277	58	6	24	4	263	16	1,217
ZT303-0	Census Tract 59.04	1,398	1,022	146	10	35	19	651	34	3,315
ZT305-0	Census Tract 70.16	1,708	482	116	13	24	11	808	59	3,221
ZT306-0	Census Tract 70.17	872	332	69	6	22	7	433	25	1,766
ZT308-0	Census Tract 70.19	753	172	42	3	10	10	326	35	1,351
ZT309-0	Census Tract 70.20	1,584	626	102	18	36	13	650	35	3,064
ZT310-0	Census Tract 71.01	63	67	7	2	1	0	32	3	175
ZT312-0	Census Tract 71.03	1,176	291	63	0	35	15	589	39	2,208
ZT314-0	Census Tract 71.05	2,024	630	128	11	45	16	1,017	61	3,932
ZT315-0	Census Tract 71.06	2,363	786	151	14	35	14	1,096	50	4,509
ZT316-0	Census Tract 71.07	1,245	469	104	6	23	6	601	40	2,494
ZT326-0	Census Tract 85.05	518	561	73	0	15	1	384	12	1,564
ZT327-0	Census Tract 85.06	516	318	64	8	21	1	261	20	1,209
ZT328-0	Census Tract 85.07	827	809	86	5	29	4	541	32	2,333
ZT329-0	Census Tract 85.08	1,997	1,634	194	11	76	14	1,518	64	5,508
ZT330-0	Census Tract 85.09	1,102	1,092	121	9	37	4	781	38	3,184
ZT331-0	Census Tract 85.10	1,247	1,332	151	13	63	8	895	28	3,737
ZT332-0	Census Tract 85.12	1,234	1,229	135	12	46	5	915	28	3,604
ZT333-0	Census Tract 85.13	948	817	107	8	31	5	742	27	2,685
ZT334-0	Census Tract 87.03	1,565	1,302	138	9	63	10	846	36	3,969
ZT335-0	Census Tract 87.04	840	567	57	0	21	5	508	15	2,013
ZT338-0	Census Tract 90.10	1,284	587	125	9	53	23	688	36	2,805
ZT339-0	Census Tract 90.11	1,256	1,130	104	12	47	9	798	28	3,384
ZT340-0	Census Tract 92.01	1,859	948	130	9	30	30	857	58	3,921
ZT343-0	Census Tract 93.26	1,494	1,012	115	8	25	16	780	36	3,486
ZT344-0	Census Tract 93.28	1,870	983	161	10	31	14	958	43	4,070
ZT345-0	Census Tract 93.29	623	272	46	4	9	8	308	11	1,281
ZT346-0	Census Tract 93.30	1,106	772	85	5	15	11	689	33	2,716
ZT347-0	Census Tract 93.31	2,047	1,287	147	14	46	14	1,093	41	4,689
ZT348-0	Census Tract 93.32	418	332	32	3	8	5	249	16	1,063
ZT350-0	Census Tract 94.08	351	473	32	3	12	5	212	12	1,100
ZT351-0	Census Tract 96.22	2,416	1,154	171	10	36	14	1,042	31	4,874
ZT353-0	Census Tract 96.32	2,130	803	148	11	35	15	936	45	4,123
ZT354-0	Census Tract 96.33	871	169	46	6	15	16	348	20	1,491
ZT355-0	Census Tract 96.34	1,159	227	70	8	14	22	548	45	2,093
ZT356-0	Census Tract 96.35	1,804	765	104	8	29	17	867	41	3,635
ZT358-0	Census Tract 96.37	1,792	660	113	12	25	11	954	44	3,611
ZT360-0	Census Tract 96.39	1,185	400	75	8	16	6	502	32	2,224
ZT361-0	Census Tract 99	679	691	92	6	28	5	347	24	1,872
ZT362-0	Census Tract 9883	12	24	0	0	1	0	6	2	45
ZT363-0	Census Tract 5.01	729	96	32	7	26	8	265	13	1,176
ZT364-0	Census Tract 5.02	667	77	33	10	14	7	231	5	1,044
ZT365-0	Census Tract 11.02	498	126	24	13	14	3	176	16	870

		DEM	REP	A-I	G-P	LIB	P-F	NPP	MISC	Total
ZT366-0	Census Tract 11.03	386	94	18	2	18	7	182	14	721
ZT367-0	Census Tract 12.01	919	143	35	16	32	12	342	8	1,507
ZT368-0	Census Tract 12.02	811	126	36	14	14	6	230	12	1,249
ZT369-0	Census Tract 16.01	1,243	349	69	9	22	2	440	19	2,153
ZT370-0	Census Tract 16.02	1,103	469	56	6	28	1	384	15	2,062
ZT371-0	Census Tract 17.01	697	136	27	8	21	7	274	10	1,180
ZT372-0	Census Tract 17.02	1,534	368	75	15	43	8	472	15	2,530
ZT373-0	Census Tract 30.01	766	276	54	12	23	8	343	13	1,495
ZT374-0	Census Tract 30.02	1,534	358	90	17	36	11	525	33	2,604
ZT375-0	Census Tract 40.13	1,292	498	70	4	33	8	465	15	2,385
ZT376-0	Census Tract 40.14	982	237	58	8	19	11	301	16	1,632
ZT377-0	Census Tract 40.15	1,608	581	89	12	24	6	612	20	2,952
ZT378-0	Census Tract 40.16	877	374	57	2	13	2	303	16	1,644
ZT379-0	Census Tract 40.17	1,067	311	60	9	24	6	435	12	1,924
ZT380-0	Census Tract 40.18	794	239	58	4	7	4	322	15	1,443
ZT381-0	Census Tract 40.19	959	303	66	5	21	5	391	27	1,777
ZT382-0	Census Tract 40.20	756	189	42	3	14	8	218	9	1,239
ZT383-0	Census Tract 43.01	1,176	254	61	10	14	25	522	38	2,100
ZT384-0	Census Tract 43.02	1,119	231	60	10	13	24	531	35	2,023
ZT385-0	Census Tract 46.03	479	143	40	7	13	14	243	20	959
ZT386-0	Census Tract 46.04	1,031	270	70	11	17	23	472	29	1,923
ZT387-0	Census Tract 49.07	485	73	38	2	0	23	210	20	851
ZT388-0	Census Tract 49.08	1,202	256	54	12	17	24	494	35	2,094
ZT389-0	Census Tract 49.09	785	190	34	6	6	20	290	19	1,350
ZT390-0	Census Tract 49.10	852	220	51	5	13	20	342	34	1,537
ZT391-0	Census Tract 50.03	1,228	405	83	11	15	22	567	43	2,374
ZT392-0	Census Tract 50.04	767	189	39	8	9	28	385	20	1,445
ZT393-0	Census Tract 62.03	577	264	51	11	12	10	283	21	1,229
ZT394-0	Census Tract 62.04	683	425	77	4	26	15	351	22	1,603
ZT395-0	Census Tract 65.01	1,148	181	88	5	18	22	488	51	2,001
ZT396-0	Census Tract 65.02	575	226	51	7	13	13	273	21	1,179
ZT397-0	Census Tract 67.03	1,128	299	69	4	19	21	504	56	2,100
ZT398-0	Census Tract 67.04	766	232	41	5	12	12	405	33	1,506
ZT399-0	Census Tract 67.05	1,021	232	77	9	13	30	507	56	1,945
ZT400-0	Census Tract 67.06	828	202	55	4	14	23	417	34	1,577
ZT401-0	Census Tract 68.01	339	79	21	3	7	11	155	14	629
ZT402-0	Census Tract 68.02	350	93	27	6	5	14	198	30	723
ZT403-0	Census Tract 68.03	634	184	37	5	7	24	304	21	1,216
ZT404-0	Census Tract 69.01	618	233	50	8	21	7	200	12	1,149
ZT405-0	Census Tract 69.02	749	193	61	15	13	22	338	44	1,435
ZT406-0	Census Tract 70.21	1,538	358	69	16	32	27	701	42	2,783
ZT407-0	Census Tract 70.22	771	141	50	5	9	10	345	39	1,370
ZT408-0	Census Tract 70.23	1,504	381	101	9	33	22	650	69	2,769
ZT409-0	Census Tract 70.24	693	164	35	4	20	16	295	35	1,262
ZT410-0	Census Tract 70.25	1,094	328	75	6	19	10	475	27	2,034
ZT411-0	Census Tract 70.26	1,869	625	109	6	28	14	729	35	3,415
ZT412-0	Census Tract 70.27	457	108	27	4	15	7	191	26	835
ZT413-0	Census Tract 70.28	1,634	399	98	18	32	17	742	75	3,015
ZT414-0	Census Tract 71.08	1,788	489	88	11	23	17	869	53	3,338
ZT415-0	Census Tract 71.09	1,564	714	110	5	22	6	486	32	2,939
ZT416-0	Census Tract 71.10	1,327	441	93	7	18	10	603	29	2,528
ZT417-0	Census Tract 71.11	1,274	455	60	7	23	12	585	28	2,444
ZT418-0	Census Tract 74.34	1,056	799	107	8	28	23	629	42	2,692
ZT419-0	Census Tract 74.35	332	379	50	5	10	6	233	14	1,029
ZT420-0	Census Tract 74.36	415	455	42	6	19	6	294	20	1,257
ZT421-0	Census Tract 74.37	1,416	1,492	196	13	65	17	1,006	33	4,238
ZT422-0	Census Tract 74.38	582	548	46	7	17	7	378	21	1,606
ZT423-0	Census Tract 74.39	936	836	103	13	45	9	649	24	2,615
ZT424-0	Census Tract 76.03	844	575	73	8	40	9	342	31	1,922

		DEM	REP	A-I	G-P	LIB	P-F	NPP	MISC	Total
ZT425-0	Census Tract 76.04	1,037	614	102	6	49	19	474	25	2,326
ZT427-0	Census Tract 86.01	1,232	2,221	205	7	63	8	741	30	4,507
ZT428-0	Census Tract 86.02	309	642	55	4	17	3	190	7	1,227
ZT429-0	Census Tract 87.06	527	364	50	2	20	3	271	12	1,249
ZT430-0	Census Tract 87.07	1,639	1,102	159	14	55	9	969	26	3,973
ZT431-0	Census Tract 87.08	1,041	751	106	4	37	10	569	17	2,535
ZT432-0	Census Tract 88.02	690	670	77	3	23	4	405	12	1,884
ZT433-0	Census Tract 88.03	298	221	31	3	17	3	181	6	760
ZT435-0	Census Tract 93.33	671	309	53	3	13	4	315	19	1,387
ZT436-0	Census Tract 93.34	1,746	731	122	9	17	13	859	45	3,542
ZT437-0	Census Tract 93.35	1,465	435	80	6	18	22	748	46	2,820
ZT438-0	Census Tract 93.36	918	1,163	114	13	28	7	525	19	2,787
ZT439-0	Census Tract 94.09	985	1,204	150	9	39	9	593	32	3,021
ZT440-0	Census Tract 94.10	1,130	1,279	146	13	44	13	679	40	3,344
ZT442-0	Census Tract 96.40	717	165	43	7	12	27	257	25	1,253
ZT443-0	Census Tract 96.41	1,149	301	64	5	14	20	465	35	2,053
ZT444-0	Census Tract 96.42	551	165	43	8	12	3	222	11	1,015
ZT445-0	Census Tract 96.43	1,959	835	129	15	35	21	853	45	3,892
ZT446-0	Census Tract 96.44	1,148	531	80	5	15	7	502	20	2,308
ZT447-0	Census Tract 96.45	1,422	555	94	4	25	9	589	24	2,722
ZT448-0	Census Tract 96.46	1,055	470	92	5	11	7	545	22	2,207
ZT449-0	Census Tract 96.47	1,813	584	109	7	35	12	837	44	3,441
ZT450-0	Census Tract 96.48	962	377	57	3	24	10	485	21	1,939
ZT451-0	Census Tract 96.49	1,487	558	104	6	27	10	799	28	3,019
ZT452-0	Census Tract 96.50	898	299	57	5	6	7	475	22	1,769
ZT453-0	Census Tract 96.51	1,552	822	98	9	23	3	839	32	3,378
ZT454-0	Census Tract 96.52	1,390	448	75	5	19	11	624	23	2,595
ZT455-0	Census Tract 96.53	504	331	37	4	9	7	223	6	1,121
ZM03-2	River Delta Unified School District Trustee Area 2	552	556	82	7	27	13	292	26	1,555
ZM03-3	River Delta Unified School District Trustee Area 3	294	284	40	1	10	3	136	10	778
ZM03-4	River Delta Unified School District Trustee Area 4	244	207	32	3	10	2	113	9	620

Summary for: All Contests, All Districts, All Tabulators, All Counting Groups
 Sacramento County
 2021 Gubernatorial Recall Election
 September 14, 2021
 FINAL

Precincts Reported: 602 of 602 (100.00%)

Voters Cast: 555,883 of 873,203 (63.66%)

**Shall GAVIN NEWSOM be recalled (removed) from the office of Governor?
 (Vote for 1)**

Precincts Reported: 602 of 602 (100.00%)

	Total	
Times Cast	555,883 / 873,203	63.66%
Undervotes	5,398	
Overvotes	35	

Candidate	Party	Total	
NO		329,952	59.94%
YES		220,498	40.06%
Total Votes		550,450	

Candidates to succeed GAVIN NEWSOM as Governor if he is recalled: (Vote for 1)

Precincts Reported: 602 of 602 (100.00%)

	Total	
Times Cast	555,883 / 873,203	63.66%
Undervotes	232,888	
Overvotes	1,273	

Candidate	Party	Total	
LARRY A. ELDER	REP	147,776	45.93%
KEVIN PAFFRATH	DEM	28,585	8.89%
KEVIN L. FAULCONER	REP	28,579	8.88%
KEVIN KILEY	REP	22,378	6.96%
BRANDON M. ROSS	DEM	16,772	5.21%
JOHN COX	REP	13,013	4.04%
JOEL VENTRESCA	DEM	9,665	3.00%
JACQUELINE MCGOWAN	DEM	9,032	2.81%
DANIEL WATTS	DEM	6,371	1.98%
TED GAINES	REP	5,307	1.65%
CAITLYN JENNER	REP	3,516	1.09%
DOUG OSE	REP	3,329	1.03%
HOLLY L. BAADE	DEM	2,754	0.86%
PATRICK KILPATRICK	DEM	2,514	0.78%
JOHN R. DRAKE	DEM	2,232	0.69%
DAN KAPELOVITZ	G-P	2,223	0.69%
JEFF HEWITT	LIB	2,138	0.66%

Candidate	Party	Total	
ARMANDO "MANDO" PEREZ-SERRATO	DEM	1,904	0.59%
HEATHER COLLINS	G-P	1,904	0.59%
MAJOR SINGH	NPP	1,077	0.33%
ANGELYNE	NPP	1,039	0.32%
MICHAEL LOEBS	NPP	1,001	0.31%
DAVID MOORE	NPP	981	0.30%
ANTHONY TRIMINO	REP	796	0.25%
ROBERT C. NEWMAN II	REP	632	0.20%
DENVER STONER	REP	567	0.18%
STEVE CHAVEZ LODGE	REP	531	0.17%
JENNY RAE LE ROUX	REP	523	0.16%
SAM L. GALLUCCI	REP	488	0.15%
DENNIS RICHTER	NPP	439	0.14%
DAVID LOZANO	REP	377	0.12%
RHONDA FURIN	REP	329	0.10%
DIEGO MARTINEZ	REP	282	0.09%
DAVID ALEXANDER BRAMANTE	REP	277	0.09%
SARAH STEPHENS	REP	277	0.09%
CHAUNCEY "SLIM" KILLENS	REP	261	0.08%
DANIEL MERCURI	REP	226	0.07%
JAMES G. HANINK	NPP	208	0.06%
KEVIN K. KAUL	NPP	205	0.06%
LEO S. ZACKY	REP	188	0.06%
ADAM PAPAGAN	NPP	147	0.05%
DENIS LUCEY	NPP	139	0.04%
NICKOLAS WILDSTAR	REP	124	0.04%
JEREMIAH "JEREMY" MARCINIAK	NPP	116	0.04%
DAVID HILLBERG	REP	85	0.03%
JOE M. SYMMON	REP	48	0.01%
Write-in		367	0.11%
Total Votes		321,722	

		Total	
MAJOR WILLIAMS	WRITE-IN	354	0.11%
MIKI HABRYN	WRITE-IN	5	0.00%
STACY SMITH	WRITE-IN	2	0.00%
THUY E. HUGENS	WRITE-IN	2	0.00%
VIVEK B. MOHAN	WRITE-IN	2	0.00%
ROXANNE	WRITE-IN	1	0.00%
VINCE LUNDGREN	WRITE-IN	1	0.00%

Summary for: All Contests, All Districts, All Tabulators, All Counting Groups
Sacramento County
2021 Gubernatorial Recall Election
September 14, 2021
FINAL

Precincts Reported: 602 of 602 (100.00%)

Voters Cast: 555,883 of 873,203 (63.66%)

Shall GAVIN NEWSOM be recalled (removed) from the office of Governor?
(Vote for 1)

Precincts Reported: 602 of 602 (100.00%)

	Election Day	Vote by Mail	Canvass	Total	
Times Cast	21,622	531,013	3,248	555,883 / 873,203	63.66%
Undervotes	87	5,255	56	5,398	
Overvotes	1	34	0	35	

Candidate	Party	Election Day	Vote by Mail	Canvass	Total	
NO		6,114	322,220	1,618	329,952	59.94%
YES		15,420	203,504	1,574	220,498	40.06%
Total Votes		21,534	525,724	3,192	550,450	

Candidates to succeed GAVIN NEWSOM as Governor if he is recalled: (Vote for 1)

Precincts Reported: 602 of 602 (100.00%)

	Election Day	Vote by Mail	Canvass	Total	
Times Cast	21,622	531,013	3,248	555,883 / 873,203	63.66%
Undervotes	3,324	228,641	923	232,888	
Overvotes	28	1,231	14	1,273	

Candidate	Party	Election Day	Vote by Mail	Canvass	Total	
LARRY A. ELDER	REP	12,384	134,180	1,212	147,776	45.93%
KEVIN PAFFRATH	DEM	480	27,969	136	28,585	8.89%
KEVIN L. FAULCONER	REP	557	27,923	99	28,579	8.88%
KEVIN KILEY	REP	1,473	20,792	113	22,378	6.96%
BRANDON M. ROSS	DEM	845	15,729	198	16,772	5.21%
JOHN COX	REP	369	12,613	31	13,013	4.04%
JOEL VENTRESCA	DEM	342	9,230	93	9,665	3.00%
JACQUELINE MCGOWAN	DEM	288	8,666	78	9,032	2.81%
DANIEL WATTS	DEM	160	6,157	54	6,371	1.98%
TED GAINES	REP	133	5,159	15	5,307	1.65%
CAITLYN JENNER	REP	88	3,401	27	3,516	1.09%
DOUG OSE	REP	67	3,256	6	3,329	1.03%
HOLLY L. BAADE	DEM	112	2,612	30	2,754	0.86%
PATRICK KILPATRICK	DEM	62	2,439	13	2,514	0.78%
JOHN R. DRAKE	DEM	66	2,140	26	2,232	0.69%
DAN KAPELOVITZ	G-P	63	2,139	21	2,223	0.69%
JEFF HEWITT	LIB	46	2,078	14	2,138	0.66%

Candidate	Party	Election Day	Vote by Mail	Canvass	Total	
ARMANDO "MANDO" PEREZ-SERRATO	DEM	75	1,814	15	1,904	0.59%
HEATHER COLLINS	G-P	53	1,831	20	1,904	0.59%
MAJOR SINGH	NPP	27	1,042	8	1,077	0.33%
ANGELYNE	NPP	30	1,003	6	1,039	0.32%
MICHAEL LOEBS	NPP	20	980	1	1,001	0.31%
DAVID MOORE	NPP	23	947	11	981	0.30%
ANTHONY TRIMINO	REP	165	626	5	796	0.25%
ROBERT C. NEWMAN II	REP	59	557	16	632	0.20%
DENVER STONER	REP	8	557	2	567	0.18%
STEVE CHAVEZ LODGE	REP	15	513	3	531	0.17%
JENNY RAE LE ROUX	REP	27	491	5	523	0.16%
SAM L. GALLUCCI	REP	28	448	12	488	0.15%
DENNIS RICHTER	NPP	22	411	6	439	0.14%
DAVID LOZANO	REP	14	356	7	377	0.12%
RHONDA FURIN	REP	30	295	4	329	0.10%
DIEGO MARTINEZ	REP	17	263	2	282	0.09%
DAVID ALEXANDER BRAMANTE	REP	14	257	6	277	0.09%
SARAH STEPHENS	REP	8	269	0	277	0.09%
CHAUNCEY "SLIM" KILLENS	REP	4	256	1	261	0.08%
DANIEL MERCURI	REP	21	204	1	226	0.07%
JAMES G. HANINK	NPP	6	201	1	208	0.06%
KEVIN K. KAUL	NPP	9	194	2	205	0.06%
LEO S. ZACKY	REP	13	174	1	188	0.06%
ADAM PAPAGAN	NPP	3	143	1	147	0.05%
DENIS LUCEY	NPP	9	128	2	139	0.04%
NICKOLAS WILDSTAR	REP	2	120	2	124	0.04%
JEREMIAH "JEREMY" MARCINIAK	NPP	3	111	2	116	0.04%
DAVID HILLBERG	REP	4	81	0	85	0.03%
JOE M. SYMMON	REP	0	48	0	48	0.01%
Total Votes		18,270	301,141	2,311	321,722	
		Election Day	Vote by Mail	Canvass	Total	
MAJOR WILLIAMS	WRITE-IN	26	325	3	354	0.11%
MIKI HABRYN	WRITE-IN	0	5	0	5	0.00%
STACY SMITH	WRITE-IN	0	2	0	2	0.00%
THUY E. HUGENS	WRITE-IN	0	2	0	2	0.00%
VIVEK B. MOHAN	WRITE-IN	0	2	0	2	0.00%
ROXANNE	WRITE-IN	0	1	0	1	0.00%
VINCE LUNDGREN	WRITE-IN	0	1	0	1	0.00%

SOVC for: All Contests, All Districts, All Counting Groups
 Sacramento County
 2021 Gubernatorial Recall Election
 September 14, 2021

Precinct	Registered Voters	Voters Cast	% Turnout
Countywide			
Countywide			
0011267	437	355	81.24%
0011397	24	17	70.83%
0011648	12	7	58.33%
0011974	1,439	870	60.46%
0012669	1,482	1,340	90.42%
0012681	1,267	861	67.96%
0012702	1,699	979	57.62%
0012733	1,421	943	66.36%
0012765	1,391	943	67.79%
0012786	1,785	1,081	60.56%
0012807	1,421	844	59.39%
0012884	1,490	907	60.87%
0012943	1	1	100.00%
0012988	1,486	797	53.63%
0013032	1,549	1,064	68.69%
0013210	1,605	1,001	62.37%
0013239	1,632	1,110	68.01%
0013551	1,412	855	60.55%
0013635	1,718	1,115	64.90%
0013658	1,494	861	57.63%
0013706	1,385	848	61.23%
0013945	989	603	60.97%
0014314	1,591	1,037	65.18%
0014363	1,758	1,356	77.13%
0014564	1,565	852	54.44%
0014570	1,612	1,065	66.07%
0014675	1,356	820	60.47%
0014820	1,636	1,017	62.16%

Precinct	Registered Voters	Voters Cast	% Turnout
0014837	1,729	1,005	58.13%
0014971	1,397	790	56.55%
0015018	1,606	954	59.40%
0015102	1,836	1,330	72.44%
0015259	1,279	656	51.29%
0015321	1,887	1,242	65.82%
0015368	1,629	1,065	65.38%
0015530	835	375	44.91%
0015566	1,351	743	55.00%
0015614	2	2	100.00%
0015707	1,667	982	58.91%
0015749	1,352	728	53.85%
0016107	1,357	780	57.48%
0016152	1,771	882	49.80%
0016463	1,535	663	43.19%
0016519	1,507	670	44.46%
0016612	1,628	717	44.04%
0017428	1,613	1,136	70.43%
0017512	1,430	999	69.86%
0017630	1,603	911	56.83%
0017794	1,785	891	49.92%
0018012	1,367	616	45.06%
0018119	1,388	799	57.56%
0018175	1,338	647	48.36%
0018194	1,396	899	64.40%
0018206	1,961	1,182	60.28%
0018351	1,609	842	52.33%
0018501	1,857	1,064	57.30%
0018562	1,842	907	49.24%
0018659	1,984	1,115	56.20%
0018687	1,734	965	55.65%
0018755	1,701	764	44.91%
0019015	1,353	519	38.36%
0019049	1,679	666	39.67%
0019126	1,567	668	42.63%
0019236	1,827	727	39.79%

Precinct	Registered Voters	Voters Cast	% Turnout
0019282	1,723	825	47.88%
0019319	1,693	692	40.87%
0019354	1,467	585	39.88%
0019403	1,537	628	40.86%
0019427	1,768	717	40.55%
0019577	915	406	44.37%
0019622	1,872	1,079	57.64%
0019685	774	314	40.57%
0019839	1,285	669	52.06%
0021009	1,157	738	63.79%
0021013	1,777	1,129	63.53%
0021065	1,868	931	49.84%
0021134	1,712	1,092	63.79%
0021159	1,488	880	59.14%
0021166	1,551	919	59.25%
0021203	1,284	779	60.67%
0021231	1,345	782	58.14%
0021362	1,378	850	61.68%
0021489	1,629	927	56.91%
0021606	1,533	790	51.53%
0021615	1,715	944	55.04%
0021688	1,799	958	53.25%
0021712	89	54	60.67%
0021725	192	98	51.04%
0021783	384	121	31.51%
0021846	1,524	786	51.57%
0021895	1,847	1,006	54.47%
0021904	1,192	556	46.64%
0021975	1,582	743	46.97%
0022003	1,461	899	61.53%
0022034	1,392	948	68.10%
0022056	1,851	1,221	65.96%
0022061	1,487	869	58.44%
0022090	1,385	934	67.44%
0022139	1,267	795	62.75%
0022154	1,490	950	63.76%

Precinct	Registered Voters	Voters Cast	% Turnout
0022337	1,092	674	61.72%
0022427	1,606	993	61.83%
0022453	1,922	1,110	57.75%
0022491	1,717	816	47.52%
0022508	1,688	1,100	65.17%
0022566	1,828	1,062	58.10%
0022685	1,813	1,406	77.55%
0022694	1,438	751	52.23%
0022709	1,853	1,053	56.83%
0022763	1,495	929	62.14%
0022824	1,421	546	38.42%
0022847	1,357	631	46.50%
0022873	1,621	1,051	64.84%
0022898	32	21	65.63%
0022997	1,924	1,126	58.52%
0023002	2,013	1,234	61.30%
0023077	1,707	1,096	64.21%
0023172	1,510	951	62.98%
0023240	1,353	824	60.90%
0023295	1,559	896	57.47%
0023313	1,956	1,253	64.06%
0023414	1,721	1,144	66.47%
0023519	1,534	1,043	67.99%
0023641	1,843	1,162	63.05%
0023704	1,473	954	64.77%
0023835	1,640	1,154	70.37%
0023905	1,347	861	63.92%
0023970	1,377	888	64.49%
0024058	0	0	N/A
0024148	1,628	770	47.30%
0024182	1,368	598	43.71%
0024259	1,723	899	52.18%
0024263	23	6	26.09%
0024352	1,887	1,147	60.78%
0024385	342	194	56.73%
0024438	0	0	N/A

Precinct	Registered Voters	Voters Cast	% Turnout
0024500	1,647	975	59.20%
0024568	1,623	1,226	75.54%
0024651	1,533	710	46.31%
0024669	1,949	1,032	52.95%
0024716	1,588	867	54.60%
0024753	1,756	1,119	63.72%
0024832	1,432	951	66.41%
0024874	1,546	964	62.35%
0024908	1,453	957	65.86%
0024927	1,295	935	72.20%
0025040	1,386	554	39.97%
0025076	1,634	970	59.36%
0025155	1,798	1,112	61.85%
0025432	1,839	1,086	59.05%
0025493	1,706	1,206	70.69%
0025560	1,749	1,196	68.38%
0025588	1,771	1,367	77.19%
0025703	1,526	1,153	75.56%
0025789	1,954	1,346	68.88%
0025919	1,470	1,052	71.56%
0025935	1,411	1,013	71.79%
0025990	1,651	970	58.75%
0026069	1,530	971	63.46%
0026145	1,470	1,016	69.12%
0026180	1,422	913	64.21%
0026244	1,384	926	66.91%
0026413	1,582	1,049	66.31%
0026468	1,784	1,324	74.22%
0026512	1,639	1,123	68.52%
0026597	1,961	1,451	73.99%
0026715	1,696	1,172	69.10%
0026724	1,670	1,377	82.46%
0026830	1,714	1,268	73.98%
0026916	1,704	1,067	62.62%
0026965	1,937	1,419	73.26%
0027083	1,215	563	46.34%

Precinct	Registered Voters	Voters Cast	% Turnout
0027147	1,684	894	53.09%
0027223	1,617	1,000	61.84%
0027305	1,654	1,170	70.74%
0027401	1,521	667	43.85%
0027429	1,818	805	44.28%
0027602	1,821	1,058	58.10%
0027648	1,553	919	59.18%
0027686	1,541	1,150	74.63%
0027719	1,635	1,046	63.98%
0027834	1,475	823	55.80%
0027980	1,681	1,343	79.89%
0028014	1,742	1,198	68.77%
0028200	1,520	1,126	74.08%
0028299	1,540	1,250	81.17%
0028368	1,485	1,121	75.49%
0028380	1,566	1,139	72.73%
0028530	1,822	1,471	80.74%
0028656	1,552	1,290	83.12%
0028773	1,799	1,395	77.54%
0028939	1,209	1,040	86.02%
0029010	1,672	1,094	65.43%
0029128	1,896	1,211	63.87%
0029298	1,763	1,274	72.26%
0029434	1,804	1,361	75.44%
0029462	1,485	1,003	67.54%
0029661	1,794	1,455	81.10%
0029782	1,663	1,407	84.61%
0031082	1,900	1,156	60.84%
0031193	1,731	1,233	71.23%
0031245	1,456	1,070	73.49%
0031283	1,580	1,164	73.67%
0031359	1,920	1,396	72.71%
0031432	1,835	1,250	68.12%
0031484	1,526	979	64.15%
0031546	1,732	754	43.53%
0031631	1,460	940	64.38%

Precinct	Registered Voters	Voters Cast	% Turnout
0031662	1,711	1,192	69.67%
0031765	1,214	682	56.18%
0031839	1,912	1,403	73.38%
0031947	1,618	1,154	71.32%
0031958	1,672	1,258	75.24%
0032101	1,282	962	75.04%
0032206	1,641	1,262	76.90%
0032470	1,306	1,023	78.33%
0032554	1,495	1,162	77.73%
0032773	1,514	1,088	71.86%
0032872	1,428	880	61.62%
0033108	1,544	1,201	77.78%
0033126	1,792	1,350	75.33%
0033227	1,806	1,463	81.01%
0033431	1,150	879	76.43%
0033529	1,239	947	76.43%
0033713	1,328	1,087	81.85%
0033859	1,749	1,447	82.73%
0033942	1,512	1,091	72.16%
0034009	1,618	1,163	71.88%
0034064	1,861	1,223	65.72%
0034225	1,836	1,037	56.48%
0034322	1,808	1,300	71.90%
0034410	1,763	1,272	72.15%
0034600	1,447	1,120	77.40%
0034639	1,679	1,157	68.91%
0034726	1,820	1,350	74.18%
0034871	1,719	1,374	79.93%
0035127	1,313	981	74.71%
0035181	1,376	1,009	73.33%
0035224	1,571	1,083	68.94%
0035272	1,497	1,144	76.42%
0035402	1,726	1,157	67.03%
0035500	1,080	754	69.81%
0035636	1,774	1,377	77.62%
0035784	1,548	1,196	77.26%

Precinct	Registered Voters	Voters Cast	% Turnout
0035805	1,953	1,534	78.55%
0035852	1,656	1,310	79.11%
0036005	1,821	1,312	72.05%
0036104	1,950	1,385	71.03%
0036176	1,745	1,118	64.07%
0036274	1,709	1,234	72.21%
0036407	1,891	1,336	70.65%
0036433	1,817	1,262	69.46%
0036503	1,272	1,008	79.25%
0036556	1,821	1,401	76.94%
0036602	1,405	1,111	79.07%
0036637	1,720	1,373	79.83%
0036712	1,950	1,470	75.38%
0036844	1,752	1,192	68.04%
0036895	1,764	1,320	74.83%
0036962	1,456	1,119	76.85%
0037138	1,373	970	70.65%
0037241	1,667	1,182	70.91%
0037296	1,650	1,233	74.73%
0037443	1,355	1,072	79.11%
0038113	1,830	1,444	78.91%
0039027	1,442	1,022	70.87%
0039226	1,545	1,208	78.19%
0039297	1,081	679	62.81%
0039423	1,628	1,212	74.45%
0039536	1,531	1,104	72.11%
0039582	1,518	1,163	76.61%
0039779	1,585	1,095	69.09%
0039967	1,385	961	69.39%
0041017	1,513	942	62.26%
0041028	666	162	24.32%
0041216	1,545	925	59.87%
0041240	1,581	1,043	65.97%
0041366	1,590	922	57.99%
0041431	1,918	1,298	67.67%
0041523	1,671	1,066	63.79%

Precinct	Registered Voters	Voters Cast	% Turnout
0041661	1,353	955	70.58%
0041673	1,316	892	67.78%
0041711	1,843	1,261	68.42%
0041769	1,469	945	64.33%
0041818	1,456	900	61.81%
0041877	1,479	927	62.68%
0041976	1,751	1,222	69.79%
0042016	1,386	1,140	82.25%
0042258	1,739	1,473	84.70%
0042312	1,462	1,228	83.99%
0042351	1,423	1,181	82.99%
0042389	1,412	1,165	82.51%
0042434	1,648	1,262	76.58%
0042481	1,586	1,273	80.26%
0042509	1,530	1,255	82.03%
0042636	1,309	1,055	80.60%
0042707	1,322	793	59.98%
0042854	1,733	1,199	69.19%
0042911	1,415	1,105	78.09%
0042960	1,842	1,340	72.75%
0043033	0	0	N/A
0043148	1,479	1,226	82.89%
0043242	1,277	1,087	85.12%
0043377	1,354	623	46.01%
0043400	1,716	1,267	73.83%
0043439	1,743	1,423	81.64%
0043691	1,756	1,320	75.17%
0043738	1,223	724	59.20%
0043845	1,333	930	69.77%
0043915	1,698	958	56.42%
0044013	1,632	916	56.13%
0044022	1,639	1,373	83.77%
0044167	1,348	1,117	82.86%
0044209	1,387	916	66.04%
0044255	1,432	1,201	83.87%
0044337	1,651	1,409	85.34%

Precinct	Registered Voters	Voters Cast	% Turnout
0044507	1,338	1,001	74.81%
0044520	1,594	1,360	85.32%
0044562	1,490	1,291	86.64%
0044601	1,658	1,239	74.73%
0044650	1,625	1,336	82.22%
0044706	1,674	1,357	81.06%
0044757	1,365	922	67.55%
0044804	1,744	1,259	72.19%
0044903	1,844	1,246	67.57%
0045015	1,577	1,003	63.60%
0045029	1,620	910	56.17%
0045140	1,780	931	52.30%
0045241	1,372	798	58.16%
0045314	1,880	777	41.33%
0045418	1,571	704	44.81%
0045427	881	359	40.75%
0045482	1,920	1,221	63.59%
0045511	637	266	41.76%
0045548	1,316	509	38.68%
0045624	1,601	696	43.47%
0045670	1,979	924	46.69%
0045701	1,580	857	54.24%
0045736	1,261	506	40.13%
0045774	8	6	75.00%
0045847	1,174	512	43.61%
0045908	1,252	586	46.81%
0045931	1,460	658	45.07%
0045997	1,903	793	41.67%
0046014	1,560	1,166	74.74%
0046098	1,762	1,301	73.84%
0046289	1,700	1,033	60.76%
0046307	1,477	1,085	73.46%
0046445	1,862	1,101	59.13%
0046618	1,991	820	41.19%
0046682	1,776	778	43.81%
0046727	1,467	642	43.76%

Precinct	Registered Voters	Voters Cast	% Turnout
0046828	1,810	837	46.24%
0047018	1,381	874	63.29%
0047051	1,653	1,189	71.93%
0047116	1,645	1,315	79.94%
0047154	1,506	1,113	73.90%
0047187	1,715	1,277	74.46%
0047199	1,340	915	68.28%
0047249	1,555	1,169	75.18%
0047348	1,449	1,098	75.78%
0047370	1,735	1,319	76.02%
0047411	1,525	1,160	76.07%
0047515	1,664	1,199	72.06%
0047530	1,519	934	61.49%
0047563	1,649	1,138	69.01%
0047619	1,544	1,133	73.38%
0047628	1,177	859	72.98%
0047724	1,465	1,152	78.63%
0047760	1,476	1,163	78.79%
0047833	1,486	1,124	75.64%
0047868	1,371	1,086	79.21%
0047921	1,809	1,285	71.03%
0048115	1,710	973	56.90%
0048122	1,909	1,093	57.26%
0048243	1,854	849	45.79%
0048305	1,454	797	54.81%
0048320	1,261	628	49.80%
0048396	1,723	867	50.32%
0048447	1,606	709	44.15%
0048475	1,570	653	41.59%
0048524	1,312	570	43.45%
0048579	1,634	616	37.70%
0048602	1,359	571	42.02%
0048637	1,460	616	42.19%
0048689	0	0	N/A
0048703	1,707	708	41.48%
0048728	1,437	704	48.99%

Precinct	Registered Voters	Voters Cast	% Turnout
0048906	1,943	935	48.12%
0048930	1,429	740	51.78%
0049006	1,277	702	54.97%
0049052	1,302	675	51.84%
0049162	1,416	662	46.75%
0049208	1,595	723	45.33%
0049250	1,682	771	45.84%
0049263	1,717	931	54.22%
0049304	1,683	824	48.96%
0049373	1,349	725	53.74%
0049413	1,526	631	41.35%
0049457	1,486	625	42.06%
0049472	1,457	779	53.47%
0049503	1,876	900	47.97%
0049596	1,602	859	53.62%
0049610	1,602	799	49.88%
0049629	1,623	695	42.82%
0049732	1,534	876	57.11%
0049740	1,760	931	52.90%
0049802	1,434	742	51.74%
0049834	1,540	726	47.14%
0049959	1,539	772	50.16%
0049981	0	0	N/A
0051127	1,423	905	63.60%
0051180	1,694	957	56.49%
0051317	1,351	957	70.84%
0051438	1,607	1,227	76.35%
0051565	1,892	1,035	54.70%
0051646	1,575	942	59.81%
0051753	1,767	1,226	69.38%
0051794	1,579	1,135	71.88%
0051844	1,560	1,088	69.74%
0051988	1,519	945	62.21%
0052104	1,490	1,044	70.07%
0052218	1,690	1,093	64.67%
0052342	1,394	718	51.51%

Precinct	Registered Voters	Voters Cast	% Turnout
0052492	1,826	1,094	59.91%
0052516	1,878	963	51.28%
0052627	1,918	1,213	63.24%
0052723	1,719	1,054	61.31%
0052737	1,881	1,037	55.13%
0052868	1,564	884	56.52%
0052957	1,605	1,045	65.11%
0053014	1,495	1,027	68.70%
0053067	1,393	841	60.37%
0053137	1,633	1,218	74.59%
0053261	1,716	1,012	58.97%
0053293	1,660	1,065	64.16%
0053391	1,456	914	62.77%
0053404	1,575	947	60.13%
0053526	1,455	754	51.82%
0053594	1,559	857	54.97%
0053610	1,418	650	45.84%
0053657	1,249	562	45.00%
0053903	1,456	971	66.69%
0053932	1,925	1,278	66.39%
0054279	36	19	52.78%
0054713	327	210	64.22%
0055016	0	0	N/A
0055203	1,491	791	53.05%
0055299	1,463	991	67.74%
0055410	969	638	65.84%
0056250	1,284	964	75.08%
0057019	1,913	907	47.41%
0057157	1,605	963	60.00%
0057315	1,906	864	45.33%
0057402	1,562	725	46.41%
0057509	1,541	766	49.71%
0057584	1,860	903	48.55%
0057660	1,492	870	58.31%
0057761	1,147	655	57.11%
0057825	1,618	834	51.55%

Precinct	Registered Voters	Voters Cast	% Turnout
0057862	1,527	885	57.96%
0057947	1,237	679	54.89%
0058033	1,624	1,069	65.83%
0058231	1,420	876	61.69%
0058346	1,681	1,026	61.04%
0058437	1,829	1,087	59.43%
0058460	1,312	785	59.83%
0058782	1,405	780	55.52%
0058828	1,724	910	52.78%
0058925	1,280	715	55.86%
0059352	1,399	876	62.62%
0059398	1,343	820	61.06%
0059519	1,321	896	67.83%
0059677	1,703	1,289	75.69%
0061020	539	392	72.73%
0061124	1,325	1,149	86.72%
0061137	1,627	1,379	84.76%
0061198	1,878	1,339	71.30%
0061263	1,675	1,270	75.82%
0061312	11	6	54.55%
0061411	1,277	858	67.19%
0061983	817	545	66.71%
0062479	2	2	100.00%
0062755	785	610	77.71%
0063106	832	563	67.67%
0063403	0	0	N/A
0063814	1,480	1,136	76.76%
0064012	1,563	1,004	64.24%
0064230	1,372	872	63.56%
0064286	1,710	1,162	67.95%
0064427	1,427	933	65.38%
0064541	1,630	1,146	70.31%
0066532	1,758	1,488	84.64%
0066741	1,656	1,308	78.99%
0067723	1,584	1,258	79.42%
0069964	1,407	1,022	72.64%

Precinct	Registered Voters	Voters Cast	% Turnout
0071126	121	86	71.07%
0071620	441	303	68.71%
0071731	57	37	64.91%
0072023	0	0	N/A
0072165	2	3	150.00%
0072268	1,443	952	65.97%
0072293	1,937	1,293	66.75%
0072310	1,869	1,117	59.76%
0072532	1,653	1,209	73.14%
0072564	1,529	1,043	68.21%
0072606	1,876	1,196	63.75%
0072640	1,414	1,135	80.27%
0072713	1,647	1,172	71.16%
0072796	1,516	936	61.74%
0072804	1,373	911	66.35%
0072850	1,583	1,044	65.95%
0073018	1,533	902	58.84%
0073044	1,850	1,186	64.11%
0073129	1,910	1,194	62.51%
0073171	1,874	1,028	54.86%
0073180	1,932	1,162	60.14%
0073235	1,513	980	64.77%
0073319	1,539	1,096	71.22%
0073321	1,891	1,386	73.29%
0073350	1,570	1,087	69.24%
0073469	1,566	1,075	68.65%
0073516	1,707	1,144	67.02%
0073567	1,737	1,054	60.68%
0073634	1,422	888	62.45%
0073656	1,222	799	65.38%
0073683	1,473	918	62.32%
0073700	1,483	910	61.36%
0073752	1,378	810	58.78%
0073775	1,430	865	60.49%
0073817	1,432	938	65.50%
0073849	1,298	727	56.01%

Precinct	Registered Voters	Voters Cast	% Turnout
0073938	1,521	906	59.57%
0073946	1,341	747	55.70%
0074561	76	54	71.05%
0074802	14	10	71.43%
0075243	343	229	66.76%
0077164	1,004	650	64.74%
0077380	377	242	64.19%
0078116	681	497	72.98%
0078953	357	225	63.03%
0081237	1,688	1,029	60.96%
0081274	1,523	1,024	67.24%
0081320	1,247	771	61.83%
0081393	1,647	1,102	66.91%
0081419	1,607	990	61.61%
0081550	1,773	1,392	78.51%
0081643	1,771	1,048	59.18%
0081708	1,130	738	65.31%
0081779	1,447	870	60.12%
0082009	1,634	747	45.72%
0082053	1,628	867	53.26%
0082102	1,451	807	55.62%
0082146	1,400	882	63.00%
0082185	1,715	977	56.97%
0082255	1,636	977	59.72%
0082287	1,532	953	62.21%
0082307	1,261	832	65.98%
0082328	1,323	843	63.72%
0082372	1,369	1,067	77.94%
0082504	1,619	1,074	66.34%
0082568	1,288	867	67.31%
0082619	1,837	1,227	66.79%
0082633	1,643	1,251	76.14%
0082706	1,458	988	67.76%
0082774	1,751	1,262	72.07%
0082835	1,515	1,117	73.73%
0082880	1,517	985	64.93%

Precinct	Registered Voters	Voters Cast	% Turnout
0083003	1,922	1,311	68.21%
0083213	1,774	1,332	75.08%
0083305	1,662	1,010	60.77%
0083357	1,508	994	65.92%
0083452	1,523	1,051	69.01%
0083511	1,473	931	63.20%
0083544	1,580	964	61.01%
0083577	1,006	620	61.63%
0083900	72	59	81.94%
0084250	192	128	66.67%
0085145	0	0	N/A
0085426	4	3	75.00%
0085914	0	0	N/A
0085988	1,250	937	74.96%
0086376	134	81	60.45%
0086807	294	200	68.03%
0087126	18	16	88.89%
0087704	347	264	76.08%
0088515	1,917	1,288	67.19%
0088616	1,185	722	60.93%
0088679	1,396	785	56.23%
0088707	1,445	868	60.07%
0088780	1,823	1,129	61.93%
0088941	49	26	53.06%
0089113	1,725	1,133	65.68%
0089238	1,432	904	63.13%
0089266	1,504	1,094	72.74%
0089347	1,564	1,084	69.31%
0089521	37	28	75.68%
0089702	111	86	77.48%
0091534	1,865	1,421	76.19%
0091968	1,611	1,221	75.79%
0094686	873	638	73.08%
0097527	318	224	70.44%
Countywide - Total	873,203	555,883	63.66%
Cumulative			

Precinct	Registered Voters	Voters Cast	% Turnout
Cumulative	0	0	N/A
Cumulative - Total	0	0	N/A
Countywide - Total	873,203	555,883	63.66%

Shall GAVIN NEWSOM be recalled (removed) from the office of Governor? (Vote for 1)

Precinct	Times Cast	Registered Voters	Undervotes	Overvotes
Countywide				
Countywide				
0011267	355	437	2	0
0011397	17	24	0	0
0011648	7	12	0	0
0011974	870	1,439	5	0
0012669	1,340	1,482	6	0
0012681	861	1,267	12	0
0012702	979	1,699	10	0
0012733	943	1,421	5	0
0012765	943	1,391	6	0
0012786	1,081	1,785	5	0
0012807	844	1,421	3	0
0012884	907	1,490	6	0
0012943	1	1	0	0
0012988	797	1,486	2	0
0013032	1,064	1,549	10	0
0013210	1,001	1,605	10	1
0013239	1,110	1,632	21	0
0013551	855	1,412	6	0
0013635	1,115	1,718	17	0
0013658	861	1,494	13	0
0013706	848	1,385	9	0
0013945	603	989	9	0
0014314	1,037	1,591	11	0
0014363	1,356	1,758	7	0
0014564	852	1,565	14	0
0014570	1,065	1,612	14	0
0014675	820	1,356	7	0
0014820	1,017	1,636	7	0
0014837	1,005	1,729	4	0

Precinct	YES		NO		Total Votes
Countywide					
Countywide					
0011267	200	56.66%	153	43.34%	353
0011397	15	88.24%	2	11.76%	17
0011648	3	42.86%	4	57.14%	7
0011974	304	35.14%	561	64.86%	865
0012669	444	33.28%	890	66.72%	1,334
0012681	215	25.32%	634	74.68%	849
0012702	225	23.22%	744	76.78%	969
0012733	297	31.66%	641	68.34%	938
0012765	270	28.82%	667	71.18%	937
0012786	296	27.51%	780	72.49%	1,076
0012807	249	29.61%	592	70.39%	841
0012884	280	31.08%	621	68.92%	901
0012943	1	100.00%	0	0.00%	1
0012988	289	36.35%	506	63.65%	795
0013032	729	69.17%	325	30.83%	1,054
0013210	683	68.99%	307	31.01%	990
0013239	745	68.41%	344	31.59%	1,089
0013551	505	59.48%	344	40.52%	849
0013635	712	64.85%	386	35.15%	1,098
0013658	504	59.43%	344	40.57%	848
0013706	525	62.57%	314	37.43%	839
0013945	405	68.18%	189	31.82%	594
0014314	273	26.61%	753	73.39%	1,026
0014363	433	32.10%	916	67.90%	1,349
0014564	229	27.33%	609	72.67%	838
0014570	270	25.69%	781	74.31%	1,051
0014675	239	29.40%	574	70.60%	813
0014820	348	34.46%	662	65.54%	1,010
0014837	284	28.37%	717	71.63%	1,001

Precinct	Times Cast	Registered Voters	Undervotes	Overvotes
0014971	790	1,397	4	0
0015018	954	1,606	15	0
0015102	1,330	1,836	8	0
0015259	656	1,279	4	0
0015321	1,242	1,887	9	0
0015368	1,065	1,629	3	0
0015530	375	835	5	0
0015566	743	1,351	4	0
0015614	2	2	0	0
0015707	982	1,667	9	0
0015749	728	1,352	6	0
0016107	780	1,357	9	0
0016152	882	1,771	11	0
0016463	663	1,535	4	0
0016519	670	1,507	7	0
0016612	717	1,628	10	0
0017428	1,136	1,613	7	0
0017512	999	1,430	3	0
0017630	911	1,603	4	0
0017794	891	1,785	6	0
0018012	616	1,367	6	0
0018119	799	1,388	8	0
0018175	647	1,338	5	0
0018194	899	1,396	5	0
0018206	1,182	1,961	2	0
0018351	842	1,609	9	0
0018501	1,064	1,857	8	0
0018562	907	1,842	10	0
0018659	1,115	1,984	9	0
0018687	965	1,734	12	0
0018755	764	1,701	14	0
0019015	519	1,353	11	0
0019049	666	1,679	7	0

Precinct	YES		NO		Total Votes
0014971	207	26.34%	579	73.66%	786
0015018	242	25.77%	697	74.23%	939
0015102	404	30.56%	918	69.44%	1,322
0015259	149	22.85%	503	77.15%	652
0015321	346	28.06%	887	71.94%	1,233
0015368	306	28.81%	756	71.19%	1,062
0015530	85	22.97%	285	77.03%	370
0015566	163	22.06%	576	77.94%	739
0015614	2	100.00%	0	0.00%	2
0015707	231	23.74%	742	76.26%	973
0015749	151	20.91%	571	79.09%	722
0016107	315	40.86%	456	59.14%	771
0016152	473	54.31%	398	45.69%	871
0016463	181	27.47%	478	72.53%	659
0016519	207	31.22%	456	68.78%	663
0016612	234	33.10%	473	66.90%	707
0017428	383	33.92%	746	66.08%	1,129
0017512	298	29.92%	698	70.08%	996
0017630	247	27.23%	660	72.77%	907
0017794	171	19.32%	714	80.68%	885
0018012	143	23.44%	467	76.56%	610
0018119	203	25.66%	588	74.34%	791
0018175	131	20.40%	511	79.60%	642
0018194	244	27.29%	650	72.71%	894
0018206	289	24.49%	891	75.51%	1,180
0018351	206	24.73%	627	75.27%	833
0018501	287	27.18%	769	72.82%	1,056
0018562	239	26.64%	658	73.36%	897
0018659	324	29.29%	782	70.71%	1,106
0018687	239	25.08%	714	74.92%	953
0018755	239	31.87%	511	68.13%	750
0019015	132	25.98%	376	74.02%	508
0019049	158	23.98%	501	76.02%	659

Precinct	Times Cast	Registered Voters	Undervotes	Overvotes
0019126	668	1,567	7	0
0019236	727	1,827	9	1
0019282	825	1,723	14	0
0019319	692	1,693	7	0
0019354	585	1,467	6	0
0019403	628	1,537	8	0
0019427	717	1,768	9	0
0019577	406	915	12	0
0019622	1,079	1,872	8	0
0019685	314	774	2	0
0019839	669	1,285	13	0
0021009	738	1,157	2	0
0021013	1,129	1,777	10	0
0021065	931	1,868	15	0
0021134	1,092	1,712	18	0
0021159	880	1,488	15	0
0021166	919	1,551	10	0
0021203	779	1,284	16	0
0021231	782	1,345	11	0
0021362	850	1,378	11	0
0021489	927	1,629	19	0
0021606	790	1,533	11	0
0021615	944	1,715	19	0
0021688	958	1,799	17	0
0021712	54	89	0	0
0021725	98	192	3	0
0021783	121	384	2	0
0021846	786	1,524	6	0
0021895	1,006	1,847	26	0
0021904	556	1,192	4	0
0021975	743	1,582	9	0
0022003	899	1,461	7	0
0022034	948	1,392	5	0

Precinct	YES		NO		Total Votes
0019126	121	18.31%	540	81.69%	661
0019236	159	22.18%	558	77.82%	717
0019282	292	36.00%	519	64.00%	811
0019319	171	24.96%	514	75.04%	685
0019354	188	32.47%	391	67.53%	579
0019403	176	28.39%	444	71.61%	620
0019427	219	30.93%	489	69.07%	708
0019577	134	34.01%	260	65.99%	394
0019622	300	28.01%	771	71.99%	1,071
0019685	67	21.47%	245	78.53%	312
0019839	242	36.89%	414	63.11%	656
0021009	407	55.30%	329	44.70%	736
0021013	561	50.13%	558	49.87%	1,119
0021065	445	48.58%	471	51.42%	916
0021134	560	52.14%	514	47.86%	1,074
0021159	420	48.55%	445	51.45%	865
0021166	483	53.14%	426	46.86%	909
0021203	424	55.57%	339	44.43%	763
0021231	438	56.81%	333	43.19%	771
0021362	460	54.83%	379	45.17%	839
0021489	529	58.26%	379	41.74%	908
0021606	415	53.27%	364	46.73%	779
0021615	466	50.38%	459	49.62%	925
0021688	455	48.35%	486	51.65%	941
0021712	39	72.22%	15	27.78%	54
0021725	41	43.16%	54	56.84%	95
0021783	37	31.09%	82	68.91%	119
0021846	385	49.36%	395	50.64%	780
0021895	506	51.63%	474	48.37%	980
0021904	262	47.46%	290	52.54%	552
0021975	325	44.28%	409	55.72%	734
0022003	489	54.82%	403	45.18%	892
0022034	520	55.14%	423	44.86%	943

Precinct	Times Cast	Registered Voters	Undervotes	Overvotes
0022056	1,221	1,851	6	0
0022061	869	1,487	13	0
0022090	934	1,385	11	0
0022139	795	1,267	8	0
0022154	950	1,490	10	0
0022337	674	1,092	8	0
0022427	993	1,606	14	0
0022453	1,110	1,922	16	0
0022491	816	1,717	15	0
0022508	1,100	1,688	8	0
0022566	1,062	1,828	11	0
0022685	1,406	1,813	16	0
0022694	751	1,438	16	0
0022709	1,053	1,853	14	0
0022763	929	1,495	7	0
0022824	546	1,421	9	0
0022847	631	1,357	10	0
0022873	1,051	1,621	14	0
0022898	21	32	1	0
0022997	1,126	1,924	15	0
0023002	1,234	2,013	20	0
0023077	1,096	1,707	18	0
0023172	951	1,510	8	0
0023240	824	1,353	10	0
0023295	896	1,559	13	0
0023313	1,253	1,956	24	0
0023414	1,144	1,721	10	0
0023519	1,043	1,534	4	0
0023641	1,162	1,843	17	0
0023704	954	1,473	10	0
0023835	1,154	1,640	14	0
0023905	861	1,347	17	1
0023970	888	1,377	6	0

Precinct	YES		NO		Total Votes
0022056	649	53.42%	566	46.58%	1,215
0022061	399	46.61%	457	53.39%	856
0022090	494	53.52%	429	46.48%	923
0022139	486	61.75%	301	38.25%	787
0022154	575	61.17%	365	38.83%	940
0022337	386	57.96%	280	42.04%	666
0022427	555	56.69%	424	43.31%	979
0022453	561	51.28%	533	48.72%	1,094
0022491	382	47.69%	419	52.31%	801
0022508	657	60.16%	435	39.84%	1,092
0022566	541	51.47%	510	48.53%	1,051
0022685	709	51.01%	681	48.99%	1,390
0022694	355	48.30%	380	51.70%	735
0022709	511	49.18%	528	50.82%	1,039
0022763	425	46.10%	497	53.90%	922
0022824	184	34.26%	353	65.74%	537
0022847	254	40.90%	367	59.10%	621
0022873	534	51.49%	503	48.51%	1,037
0022898	9	45.00%	11	55.00%	20
0022997	538	48.42%	573	51.58%	1,111
0023002	741	61.04%	473	38.96%	1,214
0023077	614	56.96%	464	43.04%	1,078
0023172	509	53.98%	434	46.02%	943
0023240	495	60.81%	319	39.19%	814
0023295	514	58.21%	369	41.79%	883
0023313	589	47.93%	640	52.07%	1,229
0023414	658	58.02%	476	41.98%	1,134
0023519	571	54.96%	468	45.04%	1,039
0023641	583	50.92%	562	49.08%	1,145
0023704	568	60.17%	376	39.83%	944
0023835	564	49.47%	576	50.53%	1,140
0023905	508	60.26%	335	39.74%	843
0023970	482	54.65%	400	45.35%	882

Precinct	Times Cast	Registered Voters	Undervotes	Overvotes
0024058	0	0	0	0
0024148	770	1,628	5	1
0024182	598	1,368	9	0
0024259	899	1,723	12	0
0024263	6	23	0	0
0024352	1,147	1,887	5	0
0024385	194	342	0	0
0024438	0	0	0	0
0024500	975	1,647	14	0
0024568	1,226	1,623	12	0
0024651	710	1,533	11	0
0024669	1,032	1,949	10	0
0024716	867	1,588	12	0
0024753	1,119	1,756	16	0
0024832	951	1,432	13	0
0024874	964	1,546	9	0
0024908	957	1,453	8	0
0024927	935	1,295	4	0
0025040	554	1,386	8	1
0025076	970	1,634	14	0
0025155	1,112	1,798	17	0
0025432	1,086	1,839	12	0
0025493	1,206	1,706	12	0
0025560	1,196	1,749	17	0
0025588	1,367	1,771	16	0
0025703	1,153	1,526	12	0
0025789	1,346	1,954	20	0
0025919	1,052	1,470	7	0
0025935	1,013	1,411	6	0
0025990	970	1,651	8	1
0026069	971	1,530	7	0
0026145	1,016	1,470	11	0
0026180	913	1,422	10	0

Precinct	YES	NO	Total Votes
0024058	0	0	0
0024148	378 49.48%	386 50.52%	764
0024182	309 52.46%	280 47.54%	589
0024259	466 52.54%	421 47.46%	887
0024263	1 16.67%	5 83.33%	6
0024352	577 50.53%	565 49.47%	1,142
0024385	80 41.24%	114 58.76%	194
0024438	0	0	0
0024500	402 41.83%	559 58.17%	961
0024568	558 45.96%	656 54.04%	1,214
0024651	183 26.18%	516 73.82%	699
0024669	366 35.81%	656 64.19%	1,022
0024716	336 39.30%	519 60.70%	855
0024753	378 34.27%	725 65.73%	1,103
0024832	420 44.78%	518 55.22%	938
0024874	356 37.28%	599 62.72%	955
0024908	333 35.09%	616 64.91%	949
0024927	445 47.80%	486 52.20%	931
0025040	237 43.49%	308 56.51%	545
0025076	445 46.55%	511 53.45%	956
0025155	513 46.85%	582 53.15%	1,095
0025432	428 39.85%	646 60.15%	1,074
0025493	520 43.55%	674 56.45%	1,194
0025560	536 45.46%	643 54.54%	1,179
0025588	618 45.74%	733 54.26%	1,351
0025703	461 40.40%	680 59.60%	1,141
0025789	618 46.61%	708 53.39%	1,326
0025919	497 47.56%	548 52.44%	1,045
0025935	452 44.89%	555 55.11%	1,007
0025990	398 41.42%	563 58.58%	961
0026069	469 48.65%	495 51.35%	964
0026145	549 54.63%	456 45.37%	1,005
0026180	497 55.04%	406 44.96%	903

Precinct	Times Cast	Registered Voters	Undervotes	Overvotes
0026244	926	1,384	7	0
0026413	1,049	1,582	8	0
0026468	1,324	1,784	14	0
0026512	1,123	1,639	16	0
0026597	1,451	1,961	13	0
0026715	1,172	1,696	11	0
0026724	1,377	1,670	7	0
0026830	1,268	1,714	11	0
0026916	1,067	1,704	10	0
0026965	1,419	1,937	13	0
0027083	563	1,215	9	0
0027147	894	1,684	14	0
0027223	1,000	1,617	13	0
0027305	1,170	1,654	17	0
0027401	667	1,521	8	0
0027429	805	1,818	7	0
0027602	1,058	1,821	18	0
0027648	919	1,553	12	0
0027686	1,150	1,541	7	0
0027719	1,046	1,635	13	0
0027834	823	1,475	9	0
0027980	1,343	1,681	5	0
0028014	1,198	1,742	10	0
0028200	1,126	1,520	4	0
0028299	1,250	1,540	10	0
0028368	1,121	1,485	9	0
0028380	1,139	1,566	10	1
0028530	1,471	1,822	13	0
0028656	1,290	1,552	7	0
0028773	1,395	1,799	8	0
0028939	1,040	1,209	11	0
0029010	1,094	1,672	5	0
0029128	1,211	1,896	18	0

Precinct	YES	NO	Total Votes
0026244	496 53.97%	423 46.03%	919
0026413	516 49.57%	525 50.43%	1,041
0026468	605 46.18%	705 53.82%	1,310
0026512	587 53.03%	520 46.97%	1,107
0026597	732 50.90%	706 49.10%	1,438
0026715	529 45.56%	632 54.44%	1,161
0026724	675 49.27%	695 50.73%	1,370
0026830	607 48.29%	650 51.71%	1,257
0026916	486 45.98%	571 54.02%	1,057
0026965	654 46.51%	752 53.49%	1,406
0027083	155 27.98%	399 72.02%	554
0027147	268 30.45%	612 69.55%	880
0027223	366 37.08%	621 62.92%	987
0027305	404 35.04%	749 64.96%	1,153
0027401	159 24.13%	500 75.87%	659
0027429	200 25.06%	598 74.94%	798
0027602	351 33.75%	689 66.25%	1,040
0027648	313 34.51%	594 65.49%	907
0027686	519 45.41%	624 54.59%	1,143
0027719	331 32.04%	702 67.96%	1,033
0027834	220 27.03%	594 72.97%	814
0027980	491 36.70%	847 63.30%	1,338
0028014	461 38.80%	727 61.20%	1,188
0028200	453 40.37%	669 59.63%	1,122
0028299	546 44.03%	694 55.97%	1,240
0028368	464 41.73%	648 58.27%	1,112
0028380	515 45.66%	613 54.34%	1,128
0028530	586 40.19%	872 59.81%	1,458
0028656	496 38.66%	787 61.34%	1,283
0028773	688 49.60%	699 50.40%	1,387
0028939	413 40.14%	616 59.86%	1,029
0029010	515 47.29%	574 52.71%	1,089
0029128	518 43.42%	675 56.58%	1,193

Precinct	Times Cast	Registered Voters	Undervotes	Overvotes
0029298	1,274	1,763	11	0
0029434	1,361	1,804	11	1
0029462	1,003	1,485	10	0
0029661	1,455	1,794	6	0
0029782	1,407	1,663	9	0
0031082	1,156	1,900	17	0
0031193	1,233	1,731	7	0
0031245	1,070	1,456	6	0
0031283	1,164	1,580	12	0
0031359	1,396	1,920	15	0
0031432	1,250	1,835	10	0
0031484	979	1,526	9	0
0031546	754	1,732	8	0
0031631	940	1,460	8	0
0031662	1,192	1,711	8	0
0031765	682	1,214	9	0
0031839	1,403	1,912	15	0
0031947	1,154	1,618	17	0
0031958	1,258	1,672	12	0
0032101	962	1,282	5	0
0032206	1,262	1,641	13	0
0032470	1,023	1,306	10	0
0032554	1,162	1,495	19	0
0032773	1,088	1,514	10	0
0032872	880	1,428	12	0
0033108	1,201	1,544	10	0
0033126	1,350	1,792	10	0
0033227	1,463	1,806	21	0
0033431	879	1,150	8	0
0033529	947	1,239	6	0
0033713	1,087	1,328	5	0
0033859	1,447	1,749	11	0
0033942	1,091	1,512	6	0

Precinct	YES		NO		Total Votes
0029298	501	39.67%	762	60.33%	1,263
0029434	586	43.44%	763	56.56%	1,349
0029462	414	41.69%	579	58.31%	993
0029661	629	43.41%	820	56.59%	1,449
0029782	575	41.13%	823	58.87%	1,398
0031082	645	56.63%	494	43.37%	1,139
0031193	754	61.50%	472	38.50%	1,226
0031245	675	63.44%	389	36.56%	1,064
0031283	674	58.51%	478	41.49%	1,152
0031359	822	59.52%	559	40.48%	1,381
0031432	720	58.06%	520	41.94%	1,240
0031484	600	61.86%	370	38.14%	970
0031546	368	49.33%	378	50.67%	746
0031631	560	60.09%	372	39.91%	932
0031662	728	61.49%	456	38.51%	1,184
0031765	341	50.67%	332	49.33%	673
0031839	829	59.73%	559	40.27%	1,388
0031947	647	56.90%	490	43.10%	1,137
0031958	753	60.43%	493	39.57%	1,246
0032101	637	66.56%	320	33.44%	957
0032206	846	67.73%	403	32.27%	1,249
0032470	656	64.76%	357	35.24%	1,013
0032554	764	66.84%	379	33.16%	1,143
0032773	670	62.15%	408	37.85%	1,078
0032872	490	56.45%	378	43.55%	868
0033108	691	58.02%	500	41.98%	1,191
0033126	736	54.93%	604	45.07%	1,340
0033227	775	53.74%	667	46.26%	1,442
0033431	471	54.08%	400	45.92%	871
0033529	486	51.65%	455	48.35%	941
0033713	612	56.56%	470	43.44%	1,082
0033859	783	54.53%	653	45.47%	1,436
0033942	512	47.19%	573	52.81%	1,085

Precinct	Times Cast	Registered Voters	Undervotes	Overvotes
0034009	1,163	1,618	11	0
0034064	1,223	1,861	10	0
0034225	1,037	1,836	9	0
0034322	1,300	1,808	12	0
0034410	1,272	1,763	17	0
0034600	1,120	1,447	10	0
0034639	1,157	1,679	15	0
0034726	1,350	1,820	10	0
0034871	1,374	1,719	17	0
0035127	981	1,313	18	0
0035181	1,009	1,376	9	0
0035224	1,083	1,571	10	0
0035272	1,144	1,497	4	0
0035402	1,157	1,726	10	0
0035500	754	1,080	8	0
0035636	1,377	1,774	17	0
0035784	1,196	1,548	8	0
0035805	1,534	1,953	10	0
0035852	1,310	1,656	10	0
0036005	1,312	1,821	19	0
0036104	1,385	1,950	6	0
0036176	1,118	1,745	16	0
0036274	1,234	1,709	6	0
0036407	1,336	1,891	11	0
0036433	1,262	1,817	19	0
0036503	1,008	1,272	5	0
0036556	1,401	1,821	13	0
0036602	1,111	1,405	7	0
0036637	1,373	1,720	7	0
0036712	1,470	1,950	12	0
0036844	1,192	1,752	12	0
0036895	1,320	1,764	7	0
0036962	1,119	1,456	1	0

Precinct	YES		NO		Total Votes
0034009	649	56.34%	503	43.66%	1,152
0034064	570	46.99%	643	53.01%	1,213
0034225	402	39.11%	626	60.89%	1,028
0034322	695	53.96%	593	46.04%	1,288
0034410	680	54.18%	575	45.82%	1,255
0034600	587	52.88%	523	47.12%	1,110
0034639	610	53.42%	532	46.58%	1,142
0034726	688	51.34%	652	48.66%	1,340
0034871	678	49.96%	679	50.04%	1,357
0035127	573	59.50%	390	40.50%	963
0035181	610	61.00%	390	39.00%	1,000
0035224	611	56.94%	462	43.06%	1,073
0035272	607	53.25%	533	46.75%	1,140
0035402	710	61.90%	437	38.10%	1,147
0035500	398	53.35%	348	46.65%	746
0035636	687	50.51%	673	49.49%	1,360
0035784	627	52.78%	561	47.22%	1,188
0035805	778	51.05%	746	48.95%	1,524
0035852	615	47.31%	685	52.69%	1,300
0036005	633	48.96%	660	51.04%	1,293
0036104	623	45.18%	756	54.82%	1,379
0036176	608	55.17%	494	44.83%	1,102
0036274	722	58.79%	506	41.21%	1,228
0036407	642	48.45%	683	51.55%	1,325
0036433	527	42.40%	716	57.60%	1,243
0036503	565	56.33%	438	43.67%	1,003
0036556	670	48.27%	718	51.73%	1,388
0036602	587	53.17%	517	46.83%	1,104
0036637	698	51.10%	668	48.90%	1,366
0036712	677	46.43%	781	53.57%	1,458
0036844	583	49.41%	597	50.59%	1,180
0036895	672	51.18%	641	48.82%	1,313
0036962	558	49.91%	560	50.09%	1,118

Precinct	Times Cast	Registered Voters	Undervotes	Overvotes
0037138	970	1,373	11	0
0037241	1,182	1,667	9	0
0037296	1,233	1,650	12	0
0037443	1,072	1,355	7	0
0038113	1,444	1,830	9	0
0039027	1,022	1,442	7	0
0039226	1,208	1,545	6	0
0039297	679	1,081	10	0
0039423	1,212	1,628	13	0
0039536	1,104	1,531	13	0
0039582	1,163	1,518	10	0
0039779	1,095	1,585	4	0
0039967	961	1,385	6	0
0041017	942	1,513	14	1
0041028	162	666	2	0
0041216	925	1,545	5	0
0041240	1,043	1,581	2	0
0041366	922	1,590	13	0
0041431	1,298	1,918	6	0
0041523	1,066	1,671	5	0
0041661	955	1,353	8	0
0041673	892	1,316	2	0
0041711	1,261	1,843	12	0
0041769	945	1,469	3	0
0041818	900	1,456	3	0
0041877	927	1,479	3	0
0041976	1,222	1,751	3	0
0042016	1,140	1,386	5	0
0042258	1,473	1,739	6	0
0042312	1,228	1,462	3	0
0042351	1,181	1,423	6	0
0042389	1,165	1,412	8	0
0042434	1,262	1,648	8	0

Precinct	YES		NO		Total Votes
0037138	452	47.13%	507	52.87%	959
0037241	488	41.60%	685	58.40%	1,173
0037296	588	48.16%	633	51.84%	1,221
0037443	492	46.20%	573	53.80%	1,065
0038113	734	51.15%	701	48.85%	1,435
0039027	434	42.76%	581	57.24%	1,015
0039226	597	49.67%	605	50.33%	1,202
0039297	294	43.95%	375	56.05%	669
0039423	532	44.37%	667	55.63%	1,199
0039536	500	45.83%	591	54.17%	1,091
0039582	594	51.52%	559	48.48%	1,153
0039779	515	47.20%	576	52.80%	1,091
0039967	430	45.03%	525	54.97%	955
0041017	207	22.33%	720	77.67%	927
0041028	33	20.63%	127	79.38%	160
0041216	123	13.37%	797	86.63%	920
0041240	151	14.51%	890	85.49%	1,041
0041366	199	21.89%	710	78.11%	909
0041431	203	15.71%	1,089	84.29%	1,292
0041523	144	13.57%	917	86.43%	1,061
0041661	127	13.41%	820	86.59%	947
0041673	133	14.94%	757	85.06%	890
0041711	218	17.45%	1,031	82.55%	1,249
0041769	145	15.39%	797	84.61%	942
0041818	140	15.61%	757	84.39%	897
0041877	146	15.80%	778	84.20%	924
0041976	167	13.70%	1,052	86.30%	1,219
0042016	239	21.06%	896	78.94%	1,135
0042258	320	21.81%	1,147	78.19%	1,467
0042312	269	21.96%	956	78.04%	1,225
0042351	299	25.45%	876	74.55%	1,175
0042389	257	22.21%	900	77.79%	1,157
0042434	238	18.98%	1,016	81.02%	1,254

Precinct	Times Cast	Registered Voters	Undervotes	Overvotes
0042481	1,273	1,586	5	0
0042509	1,255	1,530	9	0
0042636	1,055	1,309	5	0
0042707	793	1,322	8	0
0042854	1,199	1,733	2	0
0042911	1,105	1,415	3	0
0042960	1,340	1,842	17	0
0043033	0	0	0	0
0043148	1,226	1,479	6	0
0043242	1,087	1,277	4	0
0043377	623	1,354	5	0
0043400	1,267	1,716	14	0
0043439	1,423	1,743	6	0
0043691	1,320	1,756	9	0
0043738	724	1,223	5	0
0043845	930	1,333	11	0
0043915	958	1,698	8	0
0044013	916	1,632	7	0
0044022	1,373	1,639	12	0
0044167	1,117	1,348	4	0
0044209	916	1,387	5	0
0044255	1,201	1,432	4	0
0044337	1,409	1,651	6	0
0044507	1,001	1,338	3	0
0044520	1,360	1,594	7	0
0044562	1,291	1,490	11	0
0044601	1,239	1,658	9	1
0044650	1,336	1,625	10	0
0044706	1,357	1,674	8	0
0044757	922	1,365	5	0
0044804	1,259	1,744	7	1
0044903	1,246	1,844	8	0
0045015	1,003	1,577	6	0

Precinct	YES		NO		Total Votes
0042481	274	21.61%	994	78.39%	1,268
0042509	461	37.00%	785	63.00%	1,246
0042636	253	24.10%	797	75.90%	1,050
0042707	195	24.84%	590	75.16%	785
0042854	171	14.29%	1,026	85.71%	1,197
0042911	211	19.15%	891	80.85%	1,102
0042960	326	24.64%	997	75.36%	1,323
0043033	0		0		0
0043148	355	29.10%	865	70.90%	1,220
0043242	290	26.78%	793	73.22%	1,083
0043377	139	22.49%	479	77.51%	618
0043400	425	33.92%	828	66.08%	1,253
0043439	371	26.18%	1,046	73.82%	1,417
0043691	483	36.84%	828	63.16%	1,311
0043738	229	31.85%	490	68.15%	719
0043845	282	30.69%	637	69.31%	919
0043915	298	31.37%	652	68.63%	950
0044013	131	14.41%	778	85.59%	909
0044022	300	22.04%	1,061	77.96%	1,361
0044167	180	16.17%	933	83.83%	1,113
0044209	143	15.70%	768	84.30%	911
0044255	152	12.70%	1,045	87.30%	1,197
0044337	209	14.90%	1,194	85.10%	1,403
0044507	189	18.94%	809	81.06%	998
0044520	335	24.76%	1,018	75.24%	1,353
0044562	301	23.52%	979	76.48%	1,280
0044601	320	26.04%	909	73.96%	1,229
0044650	319	24.06%	1,007	75.94%	1,326
0044706	319	23.65%	1,030	76.35%	1,349
0044757	199	21.70%	718	78.30%	917
0044804	269	21.50%	982	78.50%	1,251
0044903	300	24.23%	938	75.77%	1,238
0045015	138	13.84%	859	86.16%	997

Precinct	Times Cast	Registered Voters	Undervotes	Overvotes
0045029	910	1,620	12	0
0045140	931	1,780	4	1
0045241	798	1,372	8	0
0045314	777	1,880	9	0
0045418	704	1,571	13	0
0045427	359	881	2	0
0045482	1,221	1,920	13	1
0045511	266	637	5	0
0045548	509	1,316	11	0
0045624	696	1,601	8	0
0045670	924	1,979	9	0
0045701	857	1,580	13	0
0045736	506	1,261	16	0
0045774	6	8	0	0
0045847	512	1,174	4	0
0045908	586	1,252	4	0
0045931	658	1,460	7	0
0045997	793	1,903	21	0
0046014	1,166	1,560	9	0
0046098	1,301	1,762	7	0
0046289	1,033	1,700	6	0
0046307	1,085	1,477	7	0
0046445	1,101	1,862	9	0
0046618	820	1,991	17	2
0046682	778	1,776	12	0
0046727	642	1,467	8	1
0046828	837	1,810	12	0
0047018	874	1,381	4	0
0047051	1,189	1,653	12	1
0047116	1,315	1,645	5	0
0047154	1,113	1,506	10	0
0047187	1,277	1,715	3	0
0047199	915	1,340	10	0

Precinct	YES		NO		Total Votes
0045029	115	12.81%	783	87.19%	898
0045140	158	17.06%	768	82.94%	926
0045241	174	22.03%	616	77.97%	790
0045314	162	21.09%	606	78.91%	768
0045418	184	26.63%	507	73.37%	691
0045427	80	22.41%	277	77.59%	357
0045482	261	21.62%	946	78.38%	1,207
0045511	57	21.84%	204	78.16%	261
0045548	127	25.50%	371	74.50%	498
0045624	212	30.81%	476	69.19%	688
0045670	244	26.67%	671	73.33%	915
0045701	227	26.90%	617	73.10%	844
0045736	142	28.98%	348	71.02%	490
0045774	5	83.33%	1	16.67%	6
0045847	103	20.28%	405	79.72%	508
0045908	166	28.52%	416	71.48%	582
0045931	183	28.11%	468	71.89%	651
0045997	241	31.22%	531	68.78%	772
0046014	207	17.89%	950	82.11%	1,157
0046098	288	22.26%	1,006	77.74%	1,294
0046289	277	26.97%	750	73.03%	1,027
0046307	276	25.60%	802	74.40%	1,078
0046445	307	28.11%	785	71.89%	1,092
0046618	259	32.33%	542	67.67%	801
0046682	177	23.11%	589	76.89%	766
0046727	153	24.17%	480	75.83%	633
0046828	255	30.91%	570	69.09%	825
0047018	230	26.44%	640	73.56%	870
0047051	260	22.11%	916	77.89%	1,176
0047116	400	30.53%	910	69.47%	1,310
0047154	331	30.01%	772	69.99%	1,103
0047187	357	28.02%	917	71.98%	1,274
0047199	217	23.98%	688	76.02%	905

Precinct	Times Cast	Registered Voters	Undervotes	Overvotes
0047249	1,169	1,555	9	0
0047348	1,098	1,449	3	0
0047370	1,319	1,735	10	0
0047411	1,160	1,525	9	0
0047515	1,199	1,664	13	0
0047530	934	1,519	3	0
0047563	1,138	1,649	11	1
0047619	1,133	1,544	7	0
0047628	859	1,177	2	0
0047724	1,152	1,465	12	0
0047760	1,163	1,476	9	0
0047833	1,124	1,486	10	0
0047868	1,086	1,371	7	0
0047921	1,285	1,809	12	0
0048115	973	1,710	11	0
0048122	1,093	1,909	16	0
0048243	849	1,854	14	0
0048305	797	1,454	5	1
0048320	628	1,261	8	0
0048396	867	1,723	12	0
0048447	709	1,606	8	0
0048475	653	1,570	10	0
0048524	570	1,312	13	0
0048579	616	1,634	11	0
0048602	571	1,359	12	0
0048637	616	1,460	12	1
0048689	0	0	0	0
0048703	708	1,707	16	0
0048728	704	1,437	10	0
0048906	935	1,943	10	1
0048930	740	1,429	15	0
0049006	702	1,277	3	0
0049052	675	1,302	11	0

Precinct	YES		NO		Total Votes
0047249	317	27.33%	843	72.67%	1,160
0047348	277	25.30%	818	74.70%	1,095
0047370	321	24.52%	988	75.48%	1,309
0047411	265	23.02%	886	76.98%	1,151
0047515	305	25.72%	881	74.28%	1,186
0047530	230	24.70%	701	75.30%	931
0047563	265	23.53%	861	76.47%	1,126
0047619	321	28.51%	805	71.49%	1,126
0047628	234	27.30%	623	72.70%	857
0047724	335	29.39%	805	70.61%	1,140
0047760	325	28.16%	829	71.84%	1,154
0047833	302	27.11%	812	72.89%	1,114
0047868	247	22.89%	832	77.11%	1,079
0047921	359	28.20%	914	71.80%	1,273
0048115	296	30.77%	666	69.23%	962
0048122	243	22.56%	834	77.44%	1,077
0048243	195	23.35%	640	76.65%	835
0048305	196	24.78%	595	75.22%	791
0048320	114	18.39%	506	81.61%	620
0048396	167	19.53%	688	80.47%	855
0048447	133	18.97%	568	81.03%	701
0048475	118	18.35%	525	81.65%	643
0048524	136	24.42%	421	75.58%	557
0048579	104	17.19%	501	82.81%	605
0048602	118	21.11%	441	78.89%	559
0048637	133	22.06%	470	77.94%	603
0048689	0		0		0
0048703	160	23.12%	532	76.88%	692
0048728	164	23.63%	530	76.37%	694
0048906	221	23.92%	703	76.08%	924
0048930	166	22.90%	559	77.10%	725
0049006	186	26.61%	513	73.39%	699
0049052	195	29.37%	469	70.63%	664

Precinct	Times Cast	Registered Voters	Undervotes	Overvotes
0049162	662	1,416	8	0
0049208	723	1,595	8	0
0049250	771	1,682	11	0
0049263	931	1,717	9	0
0049304	824	1,683	14	0
0049373	725	1,349	7	0
0049413	631	1,526	13	1
0049457	625	1,486	10	0
0049472	779	1,457	16	0
0049503	900	1,876	13	0
0049596	859	1,602	13	0
0049610	799	1,602	7	0
0049629	695	1,623	14	0
0049732	876	1,534	8	0
0049740	931	1,760	7	1
0049802	742	1,434	11	1
0049834	726	1,540	7	0
0049959	772	1,539	9	0
0049981	0	0	0	0
0051127	905	1,423	6	0
0051180	957	1,694	9	0
0051317	957	1,351	8	1
0051438	1,227	1,607	10	0
0051565	1,035	1,892	14	0
0051646	942	1,575	14	0
0051753	1,226	1,767	9	0
0051794	1,135	1,579	9	0
0051844	1,088	1,560	7	0
0051988	945	1,519	11	0
0052104	1,044	1,490	8	0
0052218	1,093	1,690	13	0
0052342	718	1,394	8	0
0052492	1,094	1,826	11	0

Precinct	YES		NO		Total Votes
0049162	233	35.63%	421	64.37%	654
0049208	202	28.25%	513	71.75%	715
0049250	182	23.95%	578	76.05%	760
0049263	256	27.77%	666	72.23%	922
0049304	169	20.86%	641	79.14%	810
0049373	170	23.68%	548	76.32%	718
0049413	127	20.58%	490	79.42%	617
0049457	146	23.74%	469	76.26%	615
0049472	203	26.61%	560	73.39%	763
0049503	222	25.03%	665	74.97%	887
0049596	230	27.19%	616	72.81%	846
0049610	217	27.40%	575	72.60%	792
0049629	161	23.64%	520	76.36%	681
0049732	232	26.73%	636	73.27%	868
0049740	257	27.84%	666	72.16%	923
0049802	157	21.51%	573	78.49%	730
0049834	192	26.70%	527	73.30%	719
0049959	212	27.79%	551	72.21%	763
0049981	0		0		0
0051127	315	35.04%	584	64.96%	899
0051180	318	33.54%	630	66.46%	948
0051317	298	31.43%	650	68.57%	948
0051438	448	36.81%	769	63.19%	1,217
0051565	326	31.93%	695	68.07%	1,021
0051646	384	41.38%	544	58.62%	928
0051753	452	37.14%	765	62.86%	1,217
0051794	446	39.61%	680	60.39%	1,126
0051844	480	44.40%	601	55.60%	1,081
0051988	416	44.54%	518	55.46%	934
0052104	454	43.82%	582	56.18%	1,036
0052218	475	43.98%	605	56.02%	1,080
0052342	277	39.01%	433	60.99%	710
0052492	469	43.31%	614	56.69%	1,083

Precinct	Times Cast	Registered Voters	Undervotes	Overvotes
0052516	963	1,878	16	0
0052627	1,213	1,918	14	1
0052723	1,054	1,719	9	0
0052737	1,037	1,881	8	0
0052868	884	1,564	13	0
0052957	1,045	1,605	4	1
0053014	1,027	1,495	12	1
0053067	841	1,393	11	1
0053137	1,218	1,633	10	0
0053261	1,012	1,716	10	1
0053293	1,065	1,660	16	0
0053391	914	1,456	14	0
0053404	947	1,575	12	0
0053526	754	1,455	10	0
0053594	857	1,559	9	0
0053610	650	1,418	11	0
0053657	562	1,249	11	0
0053903	971	1,456	5	0
0053932	1,278	1,925	6	0
0054279	19	36	0	0
0054713	210	327	4	0
0055016	0	0	0	0
0055203	791	1,491	14	0
0055299	991	1,463	8	0
0055410	638	969	4	0
0056250	964	1,284	2	0
0057019	907	1,913	19	0
0057157	963	1,605	20	0
0057315	864	1,906	11	0
0057402	725	1,562	5	0
0057509	766	1,541	12	0
0057584	903	1,860	12	0
0057660	870	1,492	12	0

Precinct	YES		NO		Total Votes
0052516	410	43.29%	537	56.71%	947
0052627	544	45.41%	654	54.59%	1,198
0052723	459	43.92%	586	56.08%	1,045
0052737	469	45.58%	560	54.42%	1,029
0052868	396	45.46%	475	54.54%	871
0052957	473	45.48%	567	54.52%	1,040
0053014	530	52.27%	484	47.73%	1,014
0053067	360	43.43%	469	56.57%	829
0053137	603	49.92%	605	50.08%	1,208
0053261	488	48.75%	513	51.25%	1,001
0053293	448	42.71%	601	57.29%	1,049
0053391	471	52.33%	429	47.67%	900
0053404	415	44.39%	520	55.61%	935
0053526	344	46.24%	400	53.76%	744
0053594	326	38.44%	522	61.56%	848
0053610	236	36.93%	403	63.07%	639
0053657	178	32.30%	373	67.70%	551
0053903	468	48.45%	498	51.55%	966
0053932	606	47.64%	666	52.36%	1,272
0054279	13	68.42%	6	31.58%	19
0054713	107	51.94%	99	48.06%	206
0055016	0		0		0
0055203	239	30.76%	538	69.24%	777
0055299	409	41.61%	574	58.39%	983
0055410	370	58.36%	264	41.64%	634
0056250	514	53.43%	448	46.57%	962
0057019	340	38.29%	548	61.71%	888
0057157	433	45.92%	510	54.08%	943
0057315	252	29.54%	601	70.46%	853
0057402	238	33.06%	482	66.94%	720
0057509	239	31.70%	515	68.30%	754
0057584	256	28.73%	635	71.27%	891
0057660	286	33.33%	572	66.67%	858

Precinct	Times Cast	Registered Voters	Undervotes	Overvotes
0057761	655	1,147	13	0
0057825	834	1,618	9	0
0057862	885	1,527	10	0
0057947	679	1,237	8	0
0058033	1,069	1,624	12	1
0058231	876	1,420	13	0
0058346	1,026	1,681	10	0
0058437	1,087	1,829	10	0
0058460	785	1,312	11	0
0058782	780	1,405	11	0
0058828	910	1,724	12	0
0058925	715	1,280	7	0
0059352	876	1,399	18	0
0059398	820	1,343	10	0
0059519	896	1,321	3	0
0059677	1,289	1,703	13	0
0061020	392	539	7	0
0061124	1,149	1,325	7	0
0061137	1,379	1,627	13	0
0061198	1,339	1,878	15	0
0061263	1,270	1,675	12	0
0061312	6	11	0	0
0061411	858	1,277	9	0
0061983	545	817	4	0
0062479	2	2	0	0
0062755	610	785	4	0
0063106	563	832	1	0
0063403	0	0	0	0
0063814	1,136	1,480	12	0
0064012	1,004	1,563	8	0
0064230	872	1,372	4	0
0064286	1,162	1,710	8	0
0064427	933	1,427	11	0

Precinct	YES		NO		Total Votes
0057761	157	24.45%	485	75.55%	642
0057825	255	30.91%	570	69.09%	825
0057862	311	35.54%	564	64.46%	875
0057947	207	30.85%	464	69.15%	671
0058033	312	29.55%	744	70.45%	1,056
0058231	340	39.40%	523	60.60%	863
0058346	416	40.94%	600	59.06%	1,016
0058437	440	40.85%	637	59.15%	1,077
0058460	305	39.41%	469	60.59%	774
0058782	283	36.80%	486	63.20%	769
0058828	266	29.62%	632	70.38%	898
0058925	268	37.85%	440	62.15%	708
0059352	377	43.94%	481	56.06%	858
0059398	364	44.94%	446	55.06%	810
0059519	378	42.33%	515	57.67%	893
0059677	584	45.77%	692	54.23%	1,276
0061020	195	50.65%	190	49.35%	385
0061124	541	47.37%	601	52.63%	1,142
0061137	619	45.31%	747	54.69%	1,366
0061198	574	43.35%	750	56.65%	1,324
0061263	551	43.80%	707	56.20%	1,258
0061312	3	50.00%	3	50.00%	6
0061411	376	44.29%	473	55.71%	849
0061983	217	40.11%	324	59.89%	541
0062479	2	100.00%	0	0.00%	2
0062755	414	68.32%	192	31.68%	606
0063106	215	38.26%	347	61.74%	562
0063403	0		0		0
0063814	753	66.99%	371	33.01%	1,124
0064012	431	43.27%	565	56.73%	996
0064230	366	42.17%	502	57.83%	868
0064286	570	49.39%	584	50.61%	1,154
0064427	371	40.24%	551	59.76%	922

Precinct	Times Cast	Registered Voters	Undervotes	Overvotes
0064541	1,146	1,630	11	0
0066532	1,488	1,758	13	0
0066741	1,308	1,656	14	0
0067723	1,258	1,584	11	0
0069964	1,022	1,407	13	0
0071126	86	121	0	0
0071620	303	441	5	0
0071731	37	57	1	0
0072023	0	0	0	0
0072165	3	2	0	0
0072268	952	1,443	10	0
0072293	1,293	1,937	12	0
0072310	1,117	1,869	15	0
0072532	1,209	1,653	12	0
0072564	1,043	1,529	10	0
0072606	1,196	1,876	6	0
0072640	1,135	1,414	9	0
0072713	1,172	1,647	6	0
0072796	936	1,516	5	0
0072804	911	1,373	8	0
0072850	1,044	1,583	3	0
0073018	902	1,533	7	0
0073044	1,186	1,850	6	0
0073129	1,194	1,910	15	0
0073171	1,028	1,874	8	0
0073180	1,162	1,932	11	0
0073235	980	1,513	5	0
0073319	1,096	1,539	6	0
0073321	1,386	1,891	16	0
0073350	1,087	1,570	5	0
0073469	1,075	1,566	6	0
0073516	1,144	1,707	13	0
0073567	1,054	1,737	6	0

Precinct	YES	NO	Total Votes
0064541	526 46.34%	609 53.66%	1,135
0066532	912 61.83%	563 38.17%	1,475
0066741	827 63.91%	467 36.09%	1,294
0067723	880 70.57%	367 29.43%	1,247
0069964	740 73.34%	269 26.66%	1,009
0071126	56 65.12%	30 34.88%	86
0071620	143 47.99%	155 52.01%	298
0071731	21 58.33%	15 41.67%	36
0072023	0	0	0
0072165	2 66.67%	1 33.33%	3
0072268	290 30.79%	652 69.21%	942
0072293	426 33.26%	855 66.74%	1,281
0072310	346 31.40%	756 68.60%	1,102
0072532	410 34.25%	787 65.75%	1,197
0072564	353 34.17%	680 65.83%	1,033
0072606	411 34.54%	779 65.46%	1,190
0072640	394 34.99%	732 65.01%	1,126
0072713	360 30.87%	806 69.13%	1,166
0072796	307 32.98%	624 67.02%	931
0072804	302 33.44%	601 66.56%	903
0072850	342 32.85%	699 67.15%	1,041
0073018	250 27.93%	645 72.07%	895
0073044	388 32.88%	792 67.12%	1,180
0073129	375 31.81%	804 68.19%	1,179
0073171	303 29.71%	717 70.29%	1,020
0073180	340 29.54%	811 70.46%	1,151
0073235	327 33.54%	648 66.46%	975
0073319	457 41.93%	633 58.07%	1,090
0073321	626 45.69%	744 54.31%	1,370
0073350	487 45.01%	595 54.99%	1,082
0073469	414 38.73%	655 61.27%	1,069
0073516	382 33.78%	749 66.22%	1,131
0073567	334 31.87%	714 68.13%	1,048

Precinct	Times Cast	Registered Voters	Undervotes	Overvotes
0073634	888	1,422	8	0
0073656	799	1,222	6	0
0073683	918	1,473	11	0
0073700	910	1,483	10	0
0073752	810	1,378	12	0
0073775	865	1,430	11	0
0073817	938	1,432	8	0
0073849	727	1,298	3	0
0073938	906	1,521	9	0
0073946	747	1,341	1	0
0074561	54	76	0	0
0074802	10	14	0	0
0075243	229	343	0	0
0077164	650	1,004	10	0
0077380	242	377	5	0
0078116	497	681	10	0
0078953	225	357	6	0
0081237	1,029	1,688	6	0
0081274	1,024	1,523	8	0
0081320	771	1,247	9	0
0081393	1,102	1,647	9	0
0081419	990	1,607	7	0
0081550	1,392	1,773	7	0
0081643	1,048	1,771	9	0
0081708	738	1,130	6	0
0081779	870	1,447	7	0
0082009	747	1,634	10	0
0082053	867	1,628	22	0
0082102	807	1,451	9	0
0082146	882	1,400	12	0
0082185	977	1,715	8	2
0082255	977	1,636	8	0
0082287	953	1,532	13	0

Precinct	YES	NO	Total Votes
0073634	294 33.41%	586 66.59%	880
0073656	272 34.30%	521 65.70%	793
0073683	307 33.85%	600 66.15%	907
0073700	244 27.11%	656 72.89%	900
0073752	302 37.84%	496 62.16%	798
0073775	241 28.22%	613 71.78%	854
0073817	357 38.39%	573 61.61%	930
0073849	244 33.70%	480 66.30%	724
0073938	265 29.54%	632 70.46%	897
0073946	197 26.41%	549 73.59%	746
0074561	42 77.78%	12 22.22%	54
0074802	4 40.00%	6 60.00%	10
0075243	160 69.87%	69 30.13%	229
0077164	359 56.09%	281 43.91%	640
0077380	108 45.57%	129 54.43%	237
0078116	285 58.52%	202 41.48%	487
0078953	116 52.97%	103 47.03%	219
0081237	377 36.85%	646 63.15%	1,023
0081274	320 31.50%	696 68.50%	1,016
0081320	280 36.75%	482 63.25%	762
0081393	510 46.66%	583 53.34%	1,093
0081419	319 32.45%	664 67.55%	983
0081550	524 37.83%	861 62.17%	1,385
0081643	299 28.78%	740 71.22%	1,039
0081708	213 29.10%	519 70.90%	732
0081779	251 29.08%	612 70.92%	863
0082009	214 29.04%	523 70.96%	737
0082053	276 32.66%	569 67.34%	845
0082102	251 31.45%	547 68.55%	798
0082146	309 35.52%	561 64.48%	870
0082185	347 35.88%	620 64.12%	967
0082255	397 40.97%	572 59.03%	969
0082287	425 45.21%	515 54.79%	940

Precinct	Times Cast	Registered Voters	Undervotes	Overvotes
0082307	832	1,261	8	0
0082328	843	1,323	4	0
0082372	1,067	1,369	5	0
0082504	1,074	1,619	12	1
0082568	867	1,288	10	0
0082619	1,227	1,837	7	0
0082633	1,251	1,643	17	0
0082706	988	1,458	9	0
0082774	1,262	1,751	11	0
0082835	1,117	1,515	8	0
0082880	985	1,517	10	0
0083003	1,311	1,922	16	0
0083213	1,332	1,774	16	0
0083305	1,010	1,662	6	0
0083357	994	1,508	5	0
0083452	1,051	1,523	10	1
0083511	931	1,473	8	0
0083544	964	1,580	6	0
0083577	620	1,006	7	0
0083900	59	72	0	0
0084250	128	192	1	0
0085145	0	0	0	0
0085426	3	4	0	0
0085914	0	0	0	0
0085988	937	1,250	7	0
0086376	81	134	1	0
0086807	200	294	6	0
0087126	16	18	0	0
0087704	264	347	5	0
0088515	1,288	1,917	15	0
0088616	722	1,185	8	0
0088679	785	1,396	14	0
0088707	868	1,445	6	0

Precinct	YES		NO		Total Votes
0082307	360	43.69%	464	56.31%	824
0082328	327	38.97%	512	61.03%	839
0082372	535	50.38%	527	49.62%	1,062
0082504	515	48.54%	546	51.46%	1,061
0082568	407	47.49%	450	52.51%	857
0082619	551	45.16%	669	54.84%	1,220
0082633	694	56.24%	540	43.76%	1,234
0082706	538	54.95%	441	45.05%	979
0082774	714	57.07%	537	42.93%	1,251
0082835	650	58.61%	459	41.39%	1,109
0082880	495	50.77%	480	49.23%	975
0083003	667	51.51%	628	48.49%	1,295
0083213	820	62.31%	496	37.69%	1,316
0083305	427	42.53%	577	57.47%	1,004
0083357	408	41.25%	581	58.75%	989
0083452	464	44.62%	576	55.38%	1,040
0083511	386	41.82%	537	58.18%	923
0083544	399	41.65%	559	58.35%	958
0083577	236	38.50%	377	61.50%	613
0083900	45	76.27%	14	23.73%	59
0084250	78	61.42%	49	38.58%	127
0085145	0		0		0
0085426	3	100.00%	0	0.00%	3
0085914	0		0		0
0085988	636	68.39%	294	31.61%	930
0086376	63	78.75%	17	21.25%	80
0086807	121	62.37%	73	37.63%	194
0087126	12	75.00%	4	25.00%	16
0087704	188	72.59%	71	27.41%	259
0088515	798	62.69%	475	37.31%	1,273
0088616	440	61.62%	274	38.38%	714
0088679	408	52.92%	363	47.08%	771
0088707	457	53.02%	405	46.98%	862

Precinct	Times Cast	Registered Voters	Undervotes	Overvotes
0088780	1,129	1,823	8	0
0088941	26	49	0	0
0089113	1,133	1,725	16	0
0089238	904	1,432	6	0
0089266	1,094	1,504	7	0
0089347	1,084	1,564	18	0
0089521	28	37	0	0
0089702	86	111	0	0
0091534	1,421	1,865	16	0
0091968	1,221	1,611	6	0
0094686	638	873	11	0
0097527	224	318	1	0
Countywide - Total	555,883	873,203	5,398	35
Cumulative				
Cumulative	0	0	0	0
Cumulative - Total	0	0	0	0
Countywide - Total	555,883	873,203	5,398	35

Precinct	YES		NO		Total Votes
0088780	651	58.07%	470	41.93%	1,121
0088941	17	65.38%	9	34.62%	26
0089113	628	56.22%	489	43.78%	1,117
0089238	530	59.02%	368	40.98%	898
0089266	724	66.61%	363	33.39%	1,087
0089347	668	62.66%	398	37.34%	1,066
0089521	8	28.57%	20	71.43%	28
0089702	62	72.09%	24	27.91%	86
0091534	990	70.46%	415	29.54%	1,405
0091968	923	75.97%	292	24.03%	1,215
0094686	417	66.51%	210	33.49%	627
0097527	161	72.20%	62	27.80%	223
Countywide - Total	220,498	40.06%	329,952	59.94%	550,450
Cumulative					
Cumulative	0		0		0
Cumulative - Total	0		0		0
Countywide - Total	220,498	40.06%	329,952	59.94%	550,450

Candidates to succeed GAVIN NEWSOM as Governor if he is recalled: (Vote for 1)

Precinct	Times Cast	Registered Voters	Undervotes	Overvotes
Countywide				
Countywide				
0011267	355	437	117	0
0011397	17	24	1	0
0011648	7	12	2	0
0011974	870	1,439	418	4
0012669	1,340	1,482	674	0
0012681	861	1,267	508	3
0012702	979	1,699	550	1
0012733	943	1,421	438	1
0012765	943	1,391	485	2
0012786	1,081	1,785	555	1
0012807	844	1,421	443	5
0012884	907	1,490	465	2
0012943	1	1	0	0
0012988	797	1,486	370	2
0013032	1,064	1,549	213	2
0013210	1,001	1,605	203	2
0013239	1,110	1,632	237	1
0013551	855	1,412	238	3
0013635	1,115	1,718	280	1
0013658	861	1,494	261	2
0013706	848	1,385	236	0
0013945	603	989	126	3
0014314	1,037	1,591	533	2
0014363	1,356	1,758	682	2
0014564	852	1,565	429	0
0014570	1,065	1,612	562	5
0014675	820	1,356	425	0
0014820	1,017	1,636	459	3
0014837	1,005	1,729	531	1

Precinct	DAN KAPELOVITZ (G-P)		KEVIN K. KAUL (NPP)	
Countywide				
Countywide				
0011267	0	0.00%	0	0.00%
0011397	0	0.00%	0	0.00%
0011648	0	0.00%	0	0.00%
0011974	4	0.89%	0	0.00%
0012669	5	0.75%	0	0.00%
0012681	2	0.57%	0	0.00%
0012702	2	0.47%	0	0.00%
0012733	0	0.00%	2	0.40%
0012765	4	0.88%	0	0.00%
0012786	3	0.57%	0	0.00%
0012807	0	0.00%	1	0.25%
0012884	5	1.14%	0	0.00%
0012943	0	0.00%	0	0.00%
0012988	1	0.24%	0	0.00%
0013032	2	0.24%	0	0.00%
0013210	0	0.00%	0	0.00%
0013239	0	0.00%	0	0.00%
0013551	3	0.49%	2	0.33%
0013635	5	0.60%	0	0.00%
0013658	0	0.00%	0	0.00%
0013706	3	0.49%	0	0.00%
0013945	5	1.05%	0	0.00%
0014314	6	1.20%	0	0.00%
0014363	1	0.15%	1	0.15%
0014564	2	0.47%	1	0.24%
0014570	3	0.60%	0	0.00%
0014675	1	0.25%	0	0.00%
0014820	5	0.90%	0	0.00%
0014837	4	0.85%	2	0.42%

Precinct	CHAUNCEY "SLIM" KILLENS (REP)		KEVIN KILEY (REP)		PATRICK KILPATRICK (DEM)		ANTHONY TRIMINO (REP)		JOEL VENTRESCA (DEM)		KEVIN L. FAULCONER (REP)		RHONDA FURIN (REP)	
Countywide														
Countywide														
0011267	0	0.00%	11	4.62%	2	0.84%	0	0.00%	5	2.10%	11	4.62%	0	0.00%
0011397	0	0.00%	1	6.25%	0	0.00%	0	0.00%	1	6.25%	4	25.00%	0	0.00%
0011648	0	0.00%	1	20.00%	0	0.00%	0	0.00%	1	20.00%	0	0.00%	0	0.00%
0011974	0	0.00%	24	5.36%	0	0.00%	1	0.22%	28	6.25%	32	7.14%	0	0.00%
0012669	0	0.00%	23	3.45%	4	0.60%	1	0.15%	18	2.70%	122	18.32%	0	0.00%
0012681	1	0.29%	18	5.14%	8	2.29%	0	0.00%	22	6.29%	31	8.86%	0	0.00%
0012702	3	0.70%	21	4.91%	2	0.47%	0	0.00%	50	11.68%	29	6.78%	0	0.00%
0012733	0	0.00%	19	3.77%	4	0.79%	1	0.20%	25	4.96%	70	13.89%	0	0.00%
0012765	0	0.00%	22	4.82%	13	2.85%	0	0.00%	24	5.26%	43	9.43%	0	0.00%
0012786	1	0.19%	20	3.81%	7	1.33%	4	0.76%	36	6.86%	47	8.95%	1	0.19%
0012807	0	0.00%	21	5.30%	0	0.00%	2	0.51%	38	9.60%	29	7.32%	0	0.00%
0012884	1	0.23%	26	5.91%	2	0.45%	1	0.23%	39	8.86%	34	7.73%	0	0.00%
0012943	0	0.00%	1	100.00%	0	0.00%	0	0.00%	0	0.00%	0	0.00%	0	0.00%
0012988	0	0.00%	25	5.88%	1	0.24%	0	0.00%	22	5.18%	30	7.06%	0	0.00%
0013032	0	0.00%	53	6.24%	1	0.12%	1	0.12%	18	2.12%	48	5.65%	0	0.00%
0013210	3	0.38%	63	7.91%	3	0.38%	0	0.00%	9	1.13%	41	5.15%	2	0.25%
0013239	0	0.00%	67	7.68%	3	0.34%	2	0.23%	18	2.06%	55	6.31%	0	0.00%
0013551	1	0.16%	53	8.63%	3	0.49%	0	0.00%	18	2.93%	37	6.03%	0	0.00%
0013635	3	0.36%	45	5.40%	8	0.96%	1	0.12%	14	1.68%	28	3.36%	1	0.12%
0013658	1	0.17%	40	6.69%	3	0.50%	1	0.17%	9	1.51%	27	4.52%	0	0.00%
0013706	0	0.00%	47	7.68%	5	0.82%	1	0.16%	11	1.80%	31	5.07%	1	0.16%
0013945	0	0.00%	35	7.38%	1	0.21%	2	0.42%	10	2.11%	32	6.75%	0	0.00%
0014314	0	0.00%	24	4.78%	2	0.40%	0	0.00%	31	6.18%	63	12.55%	1	0.20%
0014363	0	0.00%	23	3.42%	10	1.49%	0	0.00%	36	5.36%	93	13.84%	0	0.00%
0014564	0	0.00%	18	4.26%	3	0.71%	1	0.24%	29	6.86%	25	5.91%	0	0.00%
0014570	0	0.00%	24	4.82%	3	0.60%	2	0.40%	31	6.22%	44	8.84%	0	0.00%
0014675	0	0.00%	30	7.59%	9	2.28%	1	0.25%	31	7.85%	27	6.84%	0	0.00%
0014820	0	0.00%	20	3.60%	7	1.26%	0	0.00%	37	6.67%	25	4.50%	0	0.00%
0014837	0	0.00%	14	2.96%	1	0.21%	0	0.00%	49	10.36%	46	9.73%	1	0.21%

Precinct	ROBERT C. NEWMAN II (REP)		DENNIS RICHTER (NPP)		BRANDON M. ROSS (DEM)		SAM L. GALLUCCI (REP)		TED GAINES (REP)		CAITLYN JENNER (REP)		LEO S. ZACKY (REP)	
Countywide														
Countywide														
0011267	0	0.00%	0	0.00%	4	1.68%	0	0.00%	8	3.36%	5	2.10%	0	0.00%
0011397	0	0.00%	0	0.00%	0	0.00%	0	0.00%	0	0.00%	0	0.00%	0	0.00%
0011648	0	0.00%	0	0.00%	1	20.00%	0	0.00%	0	0.00%	0	0.00%	0	0.00%
0011974	0	0.00%	0	0.00%	24	5.36%	1	0.22%	5	1.12%	7	1.56%	1	0.22%
0012669	0	0.00%	1	0.15%	34	5.11%	2	0.30%	10	1.50%	5	0.75%	0	0.00%
0012681	2	0.57%	0	0.00%	27	7.71%	0	0.00%	3	0.86%	3	0.86%	1	0.29%
0012702	3	0.70%	0	0.00%	33	7.71%	0	0.00%	5	1.17%	4	0.93%	0	0.00%
0012733	0	0.00%	0	0.00%	34	6.75%	0	0.00%	8	1.59%	3	0.60%	0	0.00%
0012765	1	0.22%	0	0.00%	36	7.89%	2	0.44%	5	1.10%	4	0.88%	1	0.22%
0012786	1	0.19%	0	0.00%	42	8.00%	0	0.00%	4	0.76%	5	0.95%	0	0.00%
0012807	1	0.25%	4	1.01%	17	4.29%	0	0.00%	2	0.51%	1	0.25%	0	0.00%
0012884	0	0.00%	1	0.23%	25	5.68%	4	0.91%	5	1.14%	7	1.59%	0	0.00%
0012943	0	0.00%	0	0.00%	0	0.00%	0	0.00%	0	0.00%	0	0.00%	0	0.00%
0012988	1	0.24%	1	0.24%	17	4.00%	0	0.00%	4	0.94%	5	1.18%	0	0.00%
0013032	0	0.00%	3	0.35%	8	0.94%	0	0.00%	22	2.59%	3	0.35%	2	0.24%
0013210	3	0.38%	0	0.00%	15	1.88%	1	0.13%	10	1.26%	8	1.01%	0	0.00%
0013239	2	0.23%	1	0.11%	20	2.29%	2	0.23%	20	2.29%	7	0.80%	0	0.00%
0013551	1	0.16%	1	0.16%	17	2.77%	2	0.33%	15	2.44%	5	0.81%	2	0.33%
0013635	0	0.00%	0	0.00%	13	1.56%	2	0.24%	20	2.40%	12	1.44%	0	0.00%
0013658	1	0.17%	0	0.00%	10	1.67%	0	0.00%	18	3.01%	6	1.00%	0	0.00%
0013706	0	0.00%	0	0.00%	14	2.29%	1	0.16%	16	2.61%	4	0.65%	0	0.00%
0013945	1	0.21%	1	0.21%	9	1.90%	0	0.00%	10	2.11%	5	1.05%	1	0.21%
0014314	1	0.20%	1	0.20%	41	8.17%	1	0.20%	1	0.20%	5	1.00%	0	0.00%
0014363	0	0.00%	0	0.00%	34	5.06%	0	0.00%	11	1.64%	13	1.93%	0	0.00%
0014564	0	0.00%	1	0.24%	35	8.27%	3	0.71%	8	1.89%	6	1.42%	0	0.00%
0014570	0	0.00%	2	0.40%	46	9.24%	1	0.20%	5	1.00%	6	1.20%	1	0.20%
0014675	2	0.51%	0	0.00%	34	8.61%	0	0.00%	0	0.00%	6	1.52%	0	0.00%
0014820	3	0.54%	2	0.36%	28	5.05%	1	0.18%	7	1.26%	3	0.54%	0	0.00%
0014837	0	0.00%	0	0.00%	31	6.55%	0	0.00%	8	1.69%	12	2.54%	0	0.00%

Precinct	JENNY RAE LE ROUX (REP)		DAVID LOZANO (REP)		STEVE CHAVEZ LODGE (REP)		MICHAEL LOEBS (NPP)		DENIS LUCEY (NPP)		DIEGO MARTINEZ (REP)		JEREMIAH "JEREMY" MARCINIAK (NPP)	
Countywide														
Countywide														
0011267	0	0.00%	2	0.84%	1	0.42%	0	0.00%	0	0.00%	0	0.00%	0	0.00%
0011397	0	0.00%	0	0.00%	0	0.00%	0	0.00%	0	0.00%	0	0.00%	0	0.00%
0011648	0	0.00%	0	0.00%	0	0.00%	0	0.00%	0	0.00%	0	0.00%	0	0.00%
0011974	2	0.45%	0	0.00%	2	0.45%	2	0.45%	0	0.00%	0	0.00%	0	0.00%
0012669	0	0.00%	0	0.00%	2	0.30%	0	0.00%	0	0.00%	0	0.00%	0	0.00%
0012681	1	0.29%	0	0.00%	0	0.00%	3	0.86%	0	0.00%	1	0.29%	0	0.00%
0012702	1	0.23%	1	0.23%	0	0.00%	0	0.00%	0	0.00%	1	0.23%	0	0.00%
0012733	0	0.00%	0	0.00%	2	0.40%	6	1.19%	0	0.00%	0	0.00%	0	0.00%
0012765	0	0.00%	3	0.66%	0	0.00%	3	0.66%	0	0.00%	0	0.00%	0	0.00%
0012786	2	0.38%	2	0.38%	3	0.57%	2	0.38%	0	0.00%	0	0.00%	0	0.00%
0012807	0	0.00%	0	0.00%	0	0.00%	1	0.25%	0	0.00%	2	0.51%	0	0.00%
0012884	2	0.45%	3	0.68%	1	0.23%	0	0.00%	1	0.23%	1	0.23%	0	0.00%
0012943	0	0.00%	0	0.00%	0	0.00%	0	0.00%	0	0.00%	0	0.00%	0	0.00%
0012988	2	0.47%	0	0.00%	0	0.00%	0	0.00%	2	0.47%	0	0.00%	0	0.00%
0013032	1	0.12%	1	0.12%	0	0.00%	0	0.00%	0	0.00%	0	0.00%	0	0.00%
0013210	0	0.00%	2	0.25%	2	0.25%	1	0.13%	0	0.00%	0	0.00%	2	0.25%
0013239	2	0.23%	3	0.34%	1	0.11%	2	0.23%	1	0.11%	2	0.23%	0	0.00%
0013551	1	0.16%	0	0.00%	0	0.00%	1	0.16%	0	0.00%	0	0.00%	0	0.00%
0013635	0	0.00%	2	0.24%	0	0.00%	4	0.48%	0	0.00%	0	0.00%	3	0.36%
0013658	0	0.00%	0	0.00%	4	0.67%	0	0.00%	0	0.00%	1	0.17%	0	0.00%
0013706	3	0.49%	0	0.00%	1	0.16%	2	0.33%	0	0.00%	0	0.00%	0	0.00%
0013945	1	0.21%	0	0.00%	1	0.21%	1	0.21%	0	0.00%	0	0.00%	0	0.00%
0014314	1	0.20%	0	0.00%	1	0.20%	1	0.20%	0	0.00%	0	0.00%	0	0.00%
0014363	1	0.15%	1	0.15%	0	0.00%	1	0.15%	0	0.00%	0	0.00%	0	0.00%
0014564	0	0.00%	2	0.47%	0	0.00%	2	0.47%	0	0.00%	0	0.00%	1	0.24%
0014570	0	0.00%	1	0.20%	1	0.20%	2	0.40%	0	0.00%	0	0.00%	0	0.00%
0014675	0	0.00%	0	0.00%	0	0.00%	1	0.25%	0	0.00%	0	0.00%	0	0.00%
0014820	1	0.18%	0	0.00%	1	0.18%	1	0.18%	0	0.00%	0	0.00%	1	0.18%
0014837	0	0.00%	3	0.63%	0	0.00%	1	0.21%	1	0.21%	0	0.00%	0	0.00%

Precinct	DANIEL MERCURI (REP)		JACQUELINE MCGOWAN (DEM)		DAVID MOORE (NPP)		DAVID ALEXANDER BRAMANTE (REP)		HOLLY L. BAADE (DEM)		ANGELYNE (NPP)		JAMES G. HANINK (NPP)	
Countywide														
Countywide														
0011267	0	0.00%	2	0.84%	0	0.00%	0	0.00%	0	0.00%	0	0.00%	0	0.00%
0011397	0	0.00%	0	0.00%	0	0.00%	0	0.00%	0	0.00%	0	0.00%	0	0.00%
0011648	0	0.00%	0	0.00%	0	0.00%	0	0.00%	0	0.00%	0	0.00%	0	0.00%
0011974	0	0.00%	11	2.46%	1	0.22%	0	0.00%	4	0.89%	0	0.00%	0	0.00%
0012669	0	0.00%	5	0.75%	1	0.15%	0	0.00%	4	0.60%	2	0.30%	1	0.15%
0012681	0	0.00%	10	2.86%	0	0.00%	0	0.00%	2	0.57%	0	0.00%	0	0.00%
0012702	0	0.00%	18	4.21%	3	0.70%	3	0.70%	6	1.40%	1	0.23%	0	0.00%
0012733	0	0.00%	15	2.98%	2	0.40%	0	0.00%	4	0.79%	5	0.99%	1	0.20%
0012765	1	0.22%	13	2.85%	4	0.88%	1	0.22%	8	1.75%	3	0.66%	0	0.00%
0012786	0	0.00%	21	4.00%	4	0.76%	1	0.19%	5	0.95%	2	0.38%	0	0.00%
0012807	1	0.25%	12	3.03%	1	0.25%	1	0.25%	1	0.25%	1	0.25%	0	0.00%
0012884	1	0.23%	16	3.64%	2	0.45%	1	0.23%	7	1.59%	0	0.00%	3	0.68%
0012943	0	0.00%	0	0.00%	0	0.00%	0	0.00%	0	0.00%	0	0.00%	0	0.00%
0012988	0	0.00%	21	4.94%	0	0.00%	0	0.00%	3	0.71%	4	0.94%	0	0.00%
0013032	0	0.00%	8	0.94%	2	0.24%	2	0.24%	2	0.24%	1	0.12%	2	0.24%
0013210	2	0.25%	16	2.01%	0	0.00%	0	0.00%	2	0.25%	3	0.38%	0	0.00%
0013239	3	0.34%	5	0.57%	1	0.11%	0	0.00%	3	0.34%	2	0.23%	0	0.00%
0013551	1	0.16%	9	1.47%	0	0.00%	0	0.00%	2	0.33%	1	0.16%	1	0.16%
0013635	0	0.00%	14	1.68%	1	0.12%	0	0.00%	3	0.36%	1	0.12%	1	0.12%
0013658	1	0.17%	12	2.01%	2	0.33%	0	0.00%	3	0.50%	3	0.50%	0	0.00%
0013706	1	0.16%	5	0.82%	0	0.00%	2	0.33%	3	0.49%	2	0.33%	0	0.00%
0013945	0	0.00%	3	0.63%	0	0.00%	0	0.00%	3	0.63%	2	0.42%	0	0.00%
0014314	4	0.80%	18	3.59%	2	0.40%	0	0.00%	2	0.40%	1	0.20%	1	0.20%
0014363	1	0.15%	19	2.83%	0	0.00%	1	0.15%	6	0.89%	2	0.30%	0	0.00%
0014564	0	0.00%	24	5.67%	1	0.24%	0	0.00%	2	0.47%	2	0.47%	0	0.00%
0014570	0	0.00%	14	2.81%	0	0.00%	1	0.20%	7	1.41%	1	0.20%	0	0.00%
0014675	0	0.00%	14	3.54%	1	0.25%	1	0.25%	3	0.76%	0	0.00%	0	0.00%
0014820	0	0.00%	20	3.60%	1	0.18%	0	0.00%	10	1.80%	0	0.00%	0	0.00%
0014837	0	0.00%	16	3.38%	0	0.00%	0	0.00%	5	1.06%	1	0.21%	0	0.00%

Precinct	DAVID HILLBERG (REP)		JEFF HEWITT (LIB)		JOHN R. DRAKE (DEM)		LARRY A. ELDER (REP)		KEVIN PAFFRATH (DEM)		ADAM PAPAGAN (NPP)		ARMANDO "MANDO" PEREZ- SERRATO (DEM)	
Countywide														
Countywide														
0011267	0	0.00%	3	1.26%	0	0.00%	145	60.92%	11	4.62%	0	0.00%	1	0.42%
0011397	0	0.00%	0	0.00%	0	0.00%	9	56.25%	0	0.00%	0	0.00%	0	0.00%
0011648	0	0.00%	0	0.00%	0	0.00%	2	40.00%	0	0.00%	0	0.00%	0	0.00%
0011974	0	0.00%	0	0.00%	0	0.00%	215	47.99%	43	9.60%	0	0.00%	2	0.45%
0012669	0	0.00%	5	0.75%	1	0.15%	288	43.24%	71	10.66%	0	0.00%	0	0.00%
0012681	0	0.00%	2	0.57%	0	0.00%	146	41.71%	39	11.14%	0	0.00%	6	1.71%
0012702	0	0.00%	2	0.47%	6	1.40%	130	30.37%	65	15.19%	0	0.00%	0	0.00%
0012733	0	0.00%	2	0.40%	4	0.79%	197	39.09%	66	13.10%	0	0.00%	1	0.20%
0012765	0	0.00%	6	1.32%	4	0.88%	188	41.23%	36	7.89%	1	0.22%	2	0.44%
0012786	0	0.00%	6	1.14%	2	0.38%	187	35.62%	65	12.38%	1	0.19%	7	1.33%
0012807	0	0.00%	2	0.51%	4	1.01%	169	42.68%	50	12.63%	0	0.00%	3	0.76%
0012884	0	0.00%	0	0.00%	3	0.68%	166	37.73%	44	10.00%	0	0.00%	0	0.00%
0012943	0	0.00%	0	0.00%	0	0.00%	0	0.00%	0	0.00%	0	0.00%	0	0.00%
0012988	0	0.00%	3	0.71%	3	0.71%	197	46.35%	42	9.88%	1	0.24%	7	1.65%
0013032	0	0.00%	4	0.47%	6	0.71%	553	65.14%	30	3.53%	0	0.00%	0	0.00%
0013210	0	0.00%	5	0.63%	3	0.38%	496	62.31%	38	4.77%	1	0.13%	2	0.25%
0013239	0	0.00%	3	0.34%	3	0.34%	545	62.50%	35	4.01%	0	0.00%	1	0.11%
0013551	0	0.00%	1	0.16%	5	0.81%	344	56.03%	33	5.37%	0	0.00%	2	0.33%
0013635	0	0.00%	8	0.96%	2	0.24%	509	61.03%	34	4.08%	1	0.12%	7	0.84%
0013658	0	0.00%	1	0.17%	1	0.17%	352	58.86%	23	3.85%	0	0.00%	0	0.00%
0013706	0	0.00%	2	0.33%	7	1.14%	361	58.99%	23	3.76%	0	0.00%	4	0.65%
0013945	0	0.00%	2	0.42%	2	0.42%	295	62.24%	7	1.48%	0	0.00%	2	0.42%
0014314	0	0.00%	3	0.60%	2	0.40%	194	38.65%	57	11.35%	0	0.00%	3	0.60%
0014363	0	0.00%	3	0.45%	5	0.74%	273	40.63%	78	11.61%	1	0.15%	1	0.15%
0014564	0	0.00%	2	0.47%	4	0.95%	160	37.83%	55	13.00%	1	0.24%	6	1.42%
0014570	0	0.00%	2	0.40%	5	1.00%	184	36.95%	75	15.06%	0	0.00%	4	0.80%
0014675	0	0.00%	0	0.00%	9	2.28%	138	34.94%	41	10.38%	0	0.00%	3	0.76%
0014820	0	0.00%	2	0.36%	4	0.72%	257	46.31%	64	11.53%	0	0.00%	11	1.98%
0014837	0	0.00%	8	1.69%	8	1.69%	172	36.36%	41	8.67%	1	0.21%	4	0.85%

Precinct	JOHN COX (REP)		HEATHER COLLINS (G-P)		DANIEL WATTS (DEM)		NICKOLAS WILDSTAR (REP)		SARAH STEPHENS (REP)		DENVER STONER (REP)		JOE M. SYMMON (REP)	
Countywide														
Countywide														
0011267	20	8.40%	1	0.42%	0	0.00%	0	0.00%	1	0.42%	2	0.84%	0	0.00%
0011397	0	0.00%	1	6.25%	0	0.00%	0	0.00%	0	0.00%	0	0.00%	0	0.00%
0011648	0	0.00%	0	0.00%	0	0.00%	0	0.00%	0	0.00%	0	0.00%	0	0.00%
0011974	11	2.46%	1	0.22%	11	2.46%	0	0.00%	0	0.00%	1	0.22%	0	0.00%
0012669	35	5.26%	3	0.45%	12	1.80%	0	0.00%	0	0.00%	1	0.15%	0	0.00%
0012681	8	2.29%	0	0.00%	7	2.00%	0	0.00%	0	0.00%	1	0.29%	0	0.00%
0012702	14	3.27%	3	0.70%	9	2.10%	0	0.00%	1	0.23%	2	0.47%	0	0.00%
0012733	12	2.38%	2	0.40%	12	2.38%	0	0.00%	1	0.20%	1	0.20%	0	0.00%
0012765	13	2.85%	1	0.22%	8	1.75%	0	0.00%	0	0.00%	0	0.00%	0	0.00%
0012786	18	3.43%	7	1.33%	12	2.29%	0	0.00%	0	0.00%	3	0.57%	0	0.00%
0012807	14	3.54%	4	1.01%	8	2.02%	0	0.00%	0	0.00%	0	0.00%	0	0.00%
0012884	16	3.64%	3	0.68%	8	1.82%	0	0.00%	0	0.00%	2	0.45%	0	0.00%
0012943	0	0.00%	0	0.00%	0	0.00%	0	0.00%	0	0.00%	0	0.00%	0	0.00%
0012988	15	3.53%	0	0.00%	8	1.88%	1	0.24%	0	0.00%	2	0.47%	0	0.00%
0013032	48	5.65%	3	0.35%	4	0.47%	0	0.00%	1	0.12%	1	0.12%	1	0.12%
0013210	38	4.77%	2	0.25%	9	1.13%	1	0.13%	1	0.13%	0	0.00%	0	0.00%
0013239	38	4.36%	0	0.00%	9	1.03%	0	0.00%	2	0.23%	2	0.23%	0	0.00%
0013551	36	5.86%	1	0.16%	8	1.30%	0	0.00%	1	0.16%	0	0.00%	0	0.00%
0013635	60	7.19%	2	0.24%	4	0.48%	1	0.12%	4	0.48%	7	0.84%	0	0.00%
0013658	42	7.02%	2	0.33%	8	1.34%	2	0.33%	2	0.33%	5	0.84%	0	0.00%
0013706	43	7.03%	1	0.16%	7	1.14%	0	0.00%	2	0.33%	4	0.65%	0	0.00%
0013945	26	5.49%	2	0.42%	2	0.42%	0	0.00%	2	0.42%	2	0.42%	0	0.00%
0014314	11	2.19%	3	0.60%	7	1.39%	0	0.00%	0	0.00%	0	0.00%	0	0.00%
0014363	26	3.87%	2	0.30%	9	1.34%	0	0.00%	1	0.15%	0	0.00%	0	0.00%
0014564	9	2.13%	3	0.71%	10	2.36%	0	0.00%	1	0.24%	1	0.24%	0	0.00%
0014570	12	2.41%	0	0.00%	12	2.41%	0	0.00%	0	0.00%	0	0.00%	0	0.00%
0014675	30	7.59%	0	0.00%	6	1.52%	0	0.00%	0	0.00%	0	0.00%	0	0.00%
0014820	17	3.06%	5	0.90%	10	1.80%	0	0.00%	1	0.18%	0	0.00%	0	0.00%
0014837	19	4.02%	6	1.27%	6	1.27%	0	0.00%	0	0.00%	2	0.42%	1	0.21%

Precinct	MAJOR SINGH (NPP)		DOUG OSE (REP)		Write-in		Total Votes	ROXANNE Qualified Write In		STACY SMITH Qualified Write In		MAJOR WILLIAMS Qualified Write In	
Countywide													
Countywide													
0011267	0	0.00%	3	1.26%	0	0.00%	238	0	0.00%	0	0.00%	0	0.00%
0011397	0	0.00%	0	0.00%	0	0.00%	16	0	0.00%	0	0.00%	0	0.00%
0011648	0	0.00%	0	0.00%	0	0.00%	5	0	0.00%	0	0.00%	0	0.00%
0011974	13	2.90%	2	0.45%	0	0.00%	448	0	0.00%	0	0.00%	0	0.00%
0012669	2	0.30%	8	1.20%	0	0.00%	666	0	0.00%	0	0.00%	0	0.00%
0012681	3	0.86%	2	0.57%	1	0.29%	350	0	0.00%	0	0.00%	1	0.29%
0012702	2	0.47%	8	1.87%	0	0.00%	428	0	0.00%	0	0.00%	0	0.00%
0012733	3	0.60%	2	0.40%	0	0.00%	504	0	0.00%	0	0.00%	0	0.00%
0012765	2	0.44%	1	0.22%	3	0.66%	456	0	0.00%	0	0.00%	3	0.66%
0012786	0	0.00%	2	0.38%	2	0.38%	525	0	0.00%	0	0.00%	2	0.38%
0012807	1	0.25%	5	1.26%	0	0.00%	396	0	0.00%	0	0.00%	0	0.00%
0012884	7	1.59%	2	0.45%	1	0.23%	440	0	0.00%	0	0.00%	1	0.23%
0012943	0	0.00%	0	0.00%	0	0.00%	1	0	0.00%	0	0.00%	0	0.00%
0012988	3	0.71%	4	0.94%	0	0.00%	425	0	0.00%	0	0.00%	0	0.00%
0013032	0	0.00%	16	1.88%	2	0.24%	849	0	0.00%	0	0.00%	2	0.24%
0013210	4	0.50%	7	0.88%	1	0.13%	796	0	0.00%	0	0.00%	1	0.13%
0013239	0	0.00%	10	1.15%	2	0.23%	872	0	0.00%	0	0.00%	2	0.23%
0013551	1	0.16%	5	0.81%	1	0.16%	614	0	0.00%	0	0.00%	0	0.00%
0013635	0	0.00%	14	1.68%	0	0.00%	834	0	0.00%	0	0.00%	0	0.00%
0013658	0	0.00%	15	2.51%	3	0.50%	598	0	0.00%	0	0.00%	3	0.50%
0013706	0	0.00%	5	0.82%	0	0.00%	612	0	0.00%	0	0.00%	0	0.00%
0013945	0	0.00%	9	1.90%	0	0.00%	474	0	0.00%	0	0.00%	0	0.00%
0014314	6	1.20%	8	1.59%	0	0.00%	502	0	0.00%	0	0.00%	0	0.00%
0014363	10	1.49%	9	1.34%	0	0.00%	672	0	0.00%	0	0.00%	0	0.00%
0014564	5	1.18%	0	0.00%	0	0.00%	423	0	0.00%	0	0.00%	0	0.00%
0014570	2	0.40%	7	1.41%	0	0.00%	498	0	0.00%	0	0.00%	0	0.00%
0014675	5	1.27%	2	0.51%	0	0.00%	395	0	0.00%	0	0.00%	0	0.00%
0014820	8	1.44%	3	0.54%	0	0.00%	555	0	0.00%	0	0.00%	0	0.00%
0014837	7	1.48%	3	0.63%	0	0.00%	473	0	0.00%	0	0.00%	0	0.00%

Precinct	THUY E. HUGENS Qualified Write In		MIKI HABRYN Qualified Write In		VINCE LUNDRGREN Qualified Write In		VIVEK B. MOHAN Qualified Write In	
Countywide								
Countywide								
0011267	0	0.00%	0	0.00%	0	0.00%	0	0.00%
0011397	0	0.00%	0	0.00%	0	0.00%	0	0.00%
0011648	0	0.00%	0	0.00%	0	0.00%	0	0.00%
0011974	0	0.00%	0	0.00%	0	0.00%	0	0.00%
0012669	0	0.00%	0	0.00%	0	0.00%	0	0.00%
0012681	0	0.00%	0	0.00%	0	0.00%	0	0.00%
0012702	0	0.00%	0	0.00%	0	0.00%	0	0.00%
0012733	0	0.00%	0	0.00%	0	0.00%	0	0.00%
0012765	0	0.00%	0	0.00%	0	0.00%	0	0.00%
0012786	0	0.00%	0	0.00%	0	0.00%	0	0.00%
0012807	0	0.00%	0	0.00%	0	0.00%	0	0.00%
0012884	0	0.00%	0	0.00%	0	0.00%	0	0.00%
0012943	0	0.00%	0	0.00%	0	0.00%	0	0.00%
0012988	0	0.00%	0	0.00%	0	0.00%	0	0.00%
0013032	0	0.00%	0	0.00%	0	0.00%	0	0.00%
0013210	0	0.00%	0	0.00%	0	0.00%	0	0.00%
0013239	0	0.00%	0	0.00%	0	0.00%	0	0.00%
0013551	0	0.00%	1	0.16%	0	0.00%	0	0.00%
0013635	0	0.00%	0	0.00%	0	0.00%	0	0.00%
0013658	0	0.00%	0	0.00%	0	0.00%	0	0.00%
0013706	0	0.00%	0	0.00%	0	0.00%	0	0.00%
0013945	0	0.00%	0	0.00%	0	0.00%	0	0.00%
0014314	0	0.00%	0	0.00%	0	0.00%	0	0.00%
0014363	0	0.00%	0	0.00%	0	0.00%	0	0.00%
0014564	0	0.00%	0	0.00%	0	0.00%	0	0.00%
0014570	0	0.00%	0	0.00%	0	0.00%	0	0.00%
0014675	0	0.00%	0	0.00%	0	0.00%	0	0.00%
0014820	0	0.00%	0	0.00%	0	0.00%	0	0.00%
0014837	0	0.00%	0	0.00%	0	0.00%	0	0.00%

Precinct	Times Cast	Registered Voters	Undervotes	Overvotes
0014971	790	1,397	442	3
0015018	954	1,606	454	3
0015102	1,330	1,836	628	2
0015259	656	1,279	365	0
0015321	1,242	1,887	627	1
0015368	1,065	1,629	556	4
0015530	375	835	184	1
0015566	743	1,351	418	1
0015614	2	2	0	0
0015707	982	1,667	523	3
0015749	728	1,352	411	1
0016107	780	1,357	338	3
0016152	882	1,771	303	2
0016463	663	1,535	376	4
0016519	670	1,507	357	3
0016612	717	1,628	339	7
0017428	1,136	1,613	492	2
0017512	999	1,430	466	0
0017630	911	1,603	467	0
0017794	891	1,785	474	2
0018012	616	1,367	335	1
0018119	799	1,388	441	3
0018175	647	1,338	367	5
0018194	899	1,396	461	0
0018206	1,182	1,961	638	2
0018351	842	1,609	470	4
0018501	1,064	1,857	536	3
0018562	907	1,842	469	8
0018659	1,115	1,984	586	6
0018687	965	1,734	542	4
0018755	764	1,701	380	4
0019015	519	1,353	297	6
0019049	666	1,679	368	7

Precinct	DAN KAPELOVITZ (G-P)		KEVIN K. KAUL (NPP)	
0014971	4	1.16%	0	0.00%
0015018	3	0.60%	0	0.00%
0015102	0	0.00%	0	0.00%
0015259	0	0.00%	0	0.00%
0015321	5	0.81%	0	0.00%
0015368	2	0.40%	1	0.20%
0015530	1	0.53%	0	0.00%
0015566	3	0.93%	1	0.31%
0015614	0	0.00%	0	0.00%
0015707	1	0.22%	0	0.00%
0015749	1	0.32%	0	0.00%
0016107	5	1.14%	0	0.00%
0016152	5	0.87%	0	0.00%
0016463	1	0.35%	0	0.00%
0016519	4	1.29%	0	0.00%
0016612	1	0.27%	0	0.00%
0017428	3	0.47%	0	0.00%
0017512	8	1.50%	0	0.00%
0017630	5	1.13%	2	0.45%
0017794	2	0.48%	0	0.00%
0018012	5	1.79%	0	0.00%
0018119	1	0.28%	0	0.00%
0018175	8	2.91%	0	0.00%
0018194	4	0.91%	0	0.00%
0018206	10	1.85%	1	0.18%
0018351	2	0.54%	0	0.00%
0018501	2	0.38%	0	0.00%
0018562	4	0.93%	0	0.00%
0018659	8	1.53%	0	0.00%
0018687	0	0.00%	1	0.24%
0018755	4	1.05%	0	0.00%
0019015	3	1.39%	0	0.00%
0019049	2	0.69%	0	0.00%

Precinct	CHAUNCEY "SLIM" KILLENS (REP)		KEVIN KILEY (REP)		PATRICK KILPATRICK (DEM)		ANTHONY TRIMINO (REP)		JOEL VENTRESCA (DEM)		KEVIN L. FAULCONER (REP)		RHONDA FURIN (REP)	
0014971	0	0.00%	17	4.93%	2	0.58%	7	2.03%	24	6.96%	22	6.38%	0	0.00%
0015018	0	0.00%	16	3.22%	4	0.80%	5	1.01%	46	9.26%	30	6.04%	3	0.60%
0015102	0	0.00%	36	5.14%	8	1.14%	1	0.14%	36	5.14%	77	11.00%	0	0.00%
0015259	0	0.00%	18	6.19%	7	2.41%	0	0.00%	24	8.25%	16	5.50%	0	0.00%
0015321	0	0.00%	26	4.23%	7	1.14%	2	0.33%	38	6.19%	77	12.54%	1	0.16%
0015368	1	0.20%	38	7.52%	7	1.39%	1	0.20%	33	6.53%	41	8.12%	0	0.00%
0015530	0	0.00%	5	2.63%	2	1.05%	0	0.00%	14	7.37%	19	10.00%	0	0.00%
0015566	0	0.00%	12	3.70%	1	0.31%	0	0.00%	23	7.10%	34	10.49%	0	0.00%
0015614	0	0.00%	2	100.00%	0	0.00%	0	0.00%	0	0.00%	0	0.00%	0	0.00%
0015707	0	0.00%	15	3.29%	2	0.44%	0	0.00%	37	8.11%	27	5.92%	1	0.22%
0015749	0	0.00%	9	2.85%	3	0.95%	0	0.00%	30	9.49%	16	5.06%	2	0.63%
0016107	0	0.00%	20	4.56%	1	0.23%	1	0.23%	19	4.33%	29	6.61%	1	0.23%
0016152	1	0.17%	39	6.76%	9	1.56%	6	1.04%	13	2.25%	26	4.51%	1	0.17%
0016463	0	0.00%	11	3.89%	8	2.83%	2	0.71%	21	7.42%	18	6.36%	0	0.00%
0016519	0	0.00%	15	4.84%	4	1.29%	0	0.00%	23	7.42%	24	7.74%	1	0.32%
0016612	0	0.00%	19	5.12%	0	0.00%	0	0.00%	20	5.39%	30	8.09%	0	0.00%
0017428	0	0.00%	35	5.45%	3	0.47%	0	0.00%	51	7.94%	70	10.90%	2	0.31%
0017512	0	0.00%	33	6.19%	6	1.13%	0	0.00%	29	5.44%	58	10.88%	0	0.00%
0017630	0	0.00%	11	2.48%	4	0.90%	2	0.45%	24	5.41%	60	13.51%	0	0.00%
0017794	0	0.00%	13	3.13%	5	1.20%	1	0.24%	33	7.95%	24	5.78%	0	0.00%
0018012	0	0.00%	13	4.64%	8	2.86%	3	1.07%	20	7.14%	10	3.57%	1	0.36%
0018119	0	0.00%	14	3.94%	3	0.85%	1	0.28%	21	5.92%	33	9.30%	0	0.00%
0018175	0	0.00%	13	4.73%	5	1.82%	1	0.36%	18	6.55%	16	5.82%	0	0.00%
0018194	0	0.00%	19	4.34%	4	0.91%	4	0.91%	28	6.39%	32	7.31%	0	0.00%
0018206	1	0.18%	20	3.69%	5	0.92%	7	1.29%	34	6.27%	45	8.30%	0	0.00%
0018351	3	0.82%	20	5.43%	1	0.27%	0	0.00%	22	5.98%	16	4.35%	0	0.00%
0018501	0	0.00%	24	4.57%	6	1.14%	0	0.00%	38	7.24%	34	6.48%	0	0.00%
0018562	0	0.00%	13	3.02%	2	0.47%	1	0.23%	34	7.91%	23	5.35%	1	0.23%
0018659	0	0.00%	12	2.29%	4	0.76%	2	0.38%	50	9.56%	31	5.93%	3	0.57%
0018687	0	0.00%	12	2.86%	12	2.86%	2	0.48%	32	7.64%	26	6.21%	0	0.00%
0018755	0	0.00%	17	4.47%	3	0.79%	6	1.58%	18	4.74%	17	4.47%	0	0.00%
0019015	0	0.00%	9	4.17%	4	1.85%	1	0.46%	16	7.41%	20	9.26%	0	0.00%
0019049	0	0.00%	10	3.44%	12	4.12%	2	0.69%	25	8.59%	17	5.84%	0	0.00%

Precinct	ROBERT C. NEWMAN II (REP)		DENNIS RICHTER (NPP)		BRANDON M. ROSS (DEM)		SAM L. GALLUCCI (REP)		TED GAINES (REP)		CAITLYN JENNER (REP)		LEO S. ZACKY (REP)	
0014971	0	0.00%	2	0.58%	26	7.54%	3	0.87%	6	1.74%	11	3.19%	0	0.00%
0015018	0	0.00%	1	0.20%	34	6.84%	0	0.00%	5	1.01%	2	0.40%	0	0.00%
0015102	1	0.14%	3	0.43%	45	6.43%	2	0.29%	6	0.86%	6	0.86%	0	0.00%
0015259	0	0.00%	0	0.00%	27	9.28%	0	0.00%	3	1.03%	6	2.06%	0	0.00%
0015321	0	0.00%	0	0.00%	70	11.40%	0	0.00%	3	0.49%	6	0.98%	0	0.00%
0015368	0	0.00%	1	0.20%	46	9.11%	3	0.59%	6	1.19%	4	0.79%	0	0.00%
0015530	1	0.53%	0	0.00%	10	5.26%	0	0.00%	0	0.00%	8	4.21%	0	0.00%
0015566	1	0.31%	1	0.31%	30	9.26%	3	0.93%	2	0.62%	3	0.93%	0	0.00%
0015614	0	0.00%	0	0.00%	0	0.00%	0	0.00%	0	0.00%	0	0.00%	0	0.00%
0015707	1	0.22%	0	0.00%	39	8.55%	0	0.00%	2	0.44%	10	2.19%	0	0.00%
0015749	2	0.63%	0	0.00%	18	5.70%	0	0.00%	3	0.95%	9	2.85%	0	0.00%
0016107	1	0.23%	2	0.46%	16	3.64%	0	0.00%	3	0.68%	7	1.59%	0	0.00%
0016152	1	0.17%	3	0.52%	22	3.81%	0	0.00%	6	1.04%	3	0.52%	1	0.17%
0016463	0	0.00%	0	0.00%	9	3.18%	0	0.00%	7	2.47%	4	1.41%	0	0.00%
0016519	0	0.00%	1	0.32%	14	4.52%	0	0.00%	5	1.61%	1	0.32%	0	0.00%
0016612	1	0.27%	0	0.00%	31	8.36%	0	0.00%	1	0.27%	4	1.08%	0	0.00%
0017428	1	0.16%	0	0.00%	33	5.14%	0	0.00%	13	2.02%	4	0.62%	0	0.00%
0017512	1	0.19%	1	0.19%	28	5.25%	0	0.00%	10	1.88%	9	1.69%	0	0.00%
0017630	3	0.68%	2	0.45%	24	5.41%	0	0.00%	4	0.90%	6	1.35%	0	0.00%
0017794	2	0.48%	2	0.48%	39	9.40%	2	0.48%	1	0.24%	6	1.45%	0	0.00%
0018012	0	0.00%	0	0.00%	18	6.43%	1	0.36%	1	0.36%	4	1.43%	0	0.00%
0018119	0	0.00%	2	0.56%	23	6.48%	0	0.00%	4	1.13%	5	1.41%	0	0.00%
0018175	1	0.36%	3	1.09%	23	8.36%	0	0.00%	1	0.36%	1	0.36%	0	0.00%
0018194	1	0.23%	0	0.00%	20	4.57%	2	0.46%	2	0.46%	2	0.46%	0	0.00%
0018206	3	0.55%	0	0.00%	45	8.30%	1	0.18%	6	1.11%	3	0.55%	1	0.18%
0018351	2	0.54%	1	0.27%	17	4.62%	0	0.00%	6	1.63%	4	1.09%	0	0.00%
0018501	2	0.38%	2	0.38%	30	5.71%	0	0.00%	8	1.52%	8	1.52%	0	0.00%
0018562	0	0.00%	0	0.00%	30	6.98%	4	0.93%	7	1.63%	2	0.47%	1	0.23%
0018659	0	0.00%	0	0.00%	23	4.40%	0	0.00%	4	0.76%	3	0.57%	0	0.00%
0018687	1	0.24%	0	0.00%	23	5.49%	0	0.00%	4	0.95%	6	1.43%	0	0.00%
0018755	0	0.00%	2	0.53%	26	6.84%	1	0.26%	1	0.26%	5	1.32%	0	0.00%
0019015	0	0.00%	0	0.00%	8	3.70%	1	0.46%	6	2.78%	2	0.93%	0	0.00%
0019049	1	0.34%	2	0.69%	25	8.59%	0	0.00%	6	2.06%	0	0.00%	0	0.00%

Precinct	JENNY RAE LE ROUX (REP)		DAVID LOZANO (REP)		STEVE CHAVEZ LODGE (REP)		MICHAEL LOEBBS (NPP)		DENIS LUCEY (NPP)		DIEGO MARTINEZ (REP)		JEREMIAH "JEREMY" MARCINIAK (NPP)	
0014971	0	0.00%	2	0.58%	2	0.58%	2	0.58%	0	0.00%	1	0.29%	0	0.00%
0015018	1	0.20%	0	0.00%	2	0.40%	9	1.81%	0	0.00%	0	0.00%	0	0.00%
0015102	0	0.00%	0	0.00%	1	0.14%	0	0.00%	0	0.00%	0	0.00%	0	0.00%
0015259	2	0.69%	1	0.34%	0	0.00%	4	1.37%	0	0.00%	0	0.00%	0	0.00%
0015321	2	0.33%	0	0.00%	0	0.00%	1	0.16%	0	0.00%	0	0.00%	0	0.00%
0015368	0	0.00%	1	0.20%	1	0.20%	5	0.99%	0	0.00%	0	0.00%	0	0.00%
0015530	0	0.00%	1	0.53%	0	0.00%	2	1.05%	0	0.00%	0	0.00%	0	0.00%
0015566	0	0.00%	1	0.31%	2	0.62%	3	0.93%	0	0.00%	0	0.00%	0	0.00%
0015614	0	0.00%	0	0.00%	0	0.00%	0	0.00%	0	0.00%	0	0.00%	0	0.00%
0015707	1	0.22%	0	0.00%	3	0.66%	0	0.00%	0	0.00%	0	0.00%	0	0.00%
0015749	0	0.00%	2	0.63%	0	0.00%	0	0.00%	0	0.00%	0	0.00%	0	0.00%
0016107	3	0.68%	0	0.00%	4	0.91%	0	0.00%	0	0.00%	0	0.00%	0	0.00%
0016152	0	0.00%	3	0.52%	0	0.00%	0	0.00%	0	0.00%	4	0.69%	0	0.00%
0016463	0	0.00%	4	1.41%	0	0.00%	0	0.00%	0	0.00%	1	0.35%	0	0.00%
0016519	0	0.00%	1	0.32%	0	0.00%	0	0.00%	0	0.00%	0	0.00%	0	0.00%
0016612	0	0.00%	1	0.27%	0	0.00%	0	0.00%	0	0.00%	1	0.27%	1	0.27%
0017428	0	0.00%	1	0.16%	0	0.00%	12	1.87%	0	0.00%	1	0.16%	0	0.00%
0017512	1	0.19%	0	0.00%	0	0.00%	1	0.19%	0	0.00%	0	0.00%	0	0.00%
0017630	0	0.00%	0	0.00%	1	0.23%	2	0.45%	2	0.45%	0	0.00%	0	0.00%
0017794	1	0.24%	2	0.48%	2	0.48%	2	0.48%	1	0.24%	0	0.00%	1	0.24%
0018012	0	0.00%	0	0.00%	0	0.00%	0	0.00%	0	0.00%	0	0.00%	0	0.00%
0018119	1	0.28%	0	0.00%	1	0.28%	1	0.28%	0	0.00%	1	0.28%	0	0.00%
0018175	1	0.36%	0	0.00%	1	0.36%	2	0.73%	0	0.00%	1	0.36%	1	0.36%
0018194	1	0.23%	0	0.00%	1	0.23%	3	0.68%	0	0.00%	0	0.00%	2	0.46%
0018206	1	0.18%	0	0.00%	1	0.18%	3	0.55%	1	0.18%	0	0.00%	0	0.00%
0018351	1	0.27%	0	0.00%	1	0.27%	8	2.17%	0	0.00%	0	0.00%	1	0.27%
0018501	0	0.00%	0	0.00%	1	0.19%	0	0.00%	1	0.19%	2	0.38%	1	0.19%
0018562	1	0.23%	0	0.00%	0	0.00%	0	0.00%	0	0.00%	2	0.47%	0	0.00%
0018659	1	0.19%	0	0.00%	3	0.57%	0	0.00%	0	0.00%	2	0.38%	0	0.00%
0018687	0	0.00%	2	0.48%	1	0.24%	2	0.48%	0	0.00%	0	0.00%	1	0.24%
0018755	2	0.53%	0	0.00%	1	0.26%	0	0.00%	0	0.00%	4	1.05%	0	0.00%
0019015	1	0.46%	0	0.00%	1	0.46%	0	0.00%	0	0.00%	0	0.00%	1	0.46%
0019049	1	0.34%	3	1.03%	0	0.00%	2	0.69%	0	0.00%	1	0.34%	0	0.00%

Precinct	DANIEL MERCURI (REP)		JACQUELINE MCGOWAN (DEM)		DAVID MOORE (NPP)		DAVID ALEXANDER BRAMANTE (REP)		HOLLY L. BAABE (DEM)		ANGELYNE (NPP)		JAMES G. HANINK (NPP)	
0014971	0	0.00%	12	3.48%	3	0.87%	0	0.00%	3	0.87%	0	0.00%	0	0.00%
0015018	0	0.00%	24	4.83%	0	0.00%	1	0.20%	11	2.21%	1	0.20%	0	0.00%
0015102	0	0.00%	16	2.29%	1	0.14%	0	0.00%	11	1.57%	4	0.57%	0	0.00%
0015259	1	0.34%	10	3.44%	1	0.34%	1	0.34%	2	0.69%	0	0.00%	2	0.69%
0015321	2	0.33%	14	2.28%	1	0.16%	0	0.00%	8	1.30%	4	0.65%	0	0.00%
0015368	0	0.00%	11	2.18%	0	0.00%	0	0.00%	6	1.19%	4	0.79%	0	0.00%
0015530	0	0.00%	6	3.16%	0	0.00%	1	0.53%	4	2.11%	0	0.00%	0	0.00%
0015566	0	0.00%	6	1.85%	0	0.00%	0	0.00%	4	1.23%	0	0.00%	0	0.00%
0015614	0	0.00%	0	0.00%	0	0.00%	0	0.00%	0	0.00%	0	0.00%	0	0.00%
0015707	0	0.00%	20	4.39%	4	0.88%	0	0.00%	5	1.10%	2	0.44%	0	0.00%
0015749	1	0.32%	8	2.53%	4	1.27%	0	0.00%	1	0.32%	2	0.63%	0	0.00%
0016107	1	0.23%	6	1.37%	0	0.00%	1	0.23%	3	0.68%	0	0.00%	0	0.00%
0016152	1	0.17%	14	2.43%	2	0.35%	0	0.00%	8	1.39%	0	0.00%	0	0.00%
0016463	0	0.00%	11	3.89%	0	0.00%	0	0.00%	3	1.06%	1	0.35%	0	0.00%
0016519	0	0.00%	6	1.94%	1	0.32%	2	0.65%	3	0.97%	0	0.00%	0	0.00%
0016612	1	0.27%	14	3.77%	3	0.81%	1	0.27%	5	1.35%	2	0.54%	0	0.00%
0017428	0	0.00%	19	2.96%	5	0.78%	0	0.00%	4	0.62%	3	0.47%	0	0.00%
0017512	2	0.38%	21	3.94%	0	0.00%	1	0.19%	1	0.19%	5	0.94%	1	0.19%
0017630	0	0.00%	12	2.70%	1	0.23%	0	0.00%	5	1.13%	3	0.68%	0	0.00%
0017794	1	0.24%	42	10.12%	3	0.72%	0	0.00%	4	0.96%	5	1.20%	0	0.00%
0018012	1	0.36%	11	3.93%	2	0.71%	0	0.00%	5	1.79%	3	1.07%	1	0.36%
0018119	0	0.00%	10	2.82%	1	0.28%	0	0.00%	3	0.85%	1	0.28%	0	0.00%
0018175	0	0.00%	7	2.55%	4	1.45%	0	0.00%	6	2.18%	1	0.36%	2	0.73%
0018194	0	0.00%	18	4.11%	1	0.23%	0	0.00%	4	0.91%	1	0.23%	0	0.00%
0018206	0	0.00%	14	2.58%	3	0.55%	0	0.00%	9	1.66%	0	0.00%	0	0.00%
0018351	0	0.00%	15	4.08%	2	0.54%	0	0.00%	3	0.82%	1	0.27%	0	0.00%
0018501	1	0.19%	17	3.24%	2	0.38%	1	0.19%	3	0.57%	3	0.57%	0	0.00%
0018562	0	0.00%	21	4.88%	4	0.93%	1	0.23%	2	0.47%	2	0.47%	0	0.00%
0018659	2	0.38%	27	5.16%	4	0.76%	2	0.38%	11	2.10%	1	0.19%	0	0.00%
0018687	0	0.00%	12	2.86%	3	0.72%	0	0.00%	4	0.95%	1	0.24%	0	0.00%
0018755	0	0.00%	11	2.89%	2	0.53%	3	0.79%	3	0.79%	1	0.26%	0	0.00%
0019015	0	0.00%	4	1.85%	2	0.93%	1	0.46%	3	1.39%	0	0.00%	0	0.00%
0019049	0	0.00%	13	4.47%	1	0.34%	0	0.00%	5	1.72%	0	0.00%	0	0.00%

Precinct	DAVID HILLBERG (REP)		JEFF HEWITT (LIB)		JOHN R. DRAKE (DEM)		LARRY A. ELDER (REP)		KEVIN PAFFRATH (DEM)		ADAM PAPAGAN (NPP)		ARMANDO "MANDO" PEREZ- SERRATO (DEM)	
0014971	0	0.00%	1	0.29%	1	0.29%	119	34.49%	42	12.17%	0	0.00%	3	0.87%
0015018	0	0.00%	9	1.81%	5	1.01%	150	30.18%	87	17.51%	1	0.20%	1	0.20%
0015102	0	0.00%	7	1.00%	6	0.86%	266	38.00%	89	12.71%	0	0.00%	0	0.00%
0015259	0	0.00%	4	1.37%	3	1.03%	101	34.71%	36	12.37%	0	0.00%	1	0.34%
0015321	0	0.00%	3	0.49%	4	0.65%	222	36.16%	69	11.24%	1	0.16%	1	0.16%
0015368	0	0.00%	1	0.20%	6	1.19%	173	34.26%	69	13.66%	0	0.00%	4	0.79%
0015530	0	0.00%	2	1.05%	3	1.58%	53	27.89%	27	14.21%	0	0.00%	5	2.63%
0015566	0	0.00%	1	0.31%	3	0.93%	98	30.25%	55	16.98%	0	0.00%	3	0.93%
0015614	0	0.00%	0	0.00%	0	0.00%	0	0.00%	0	0.00%	0	0.00%	0	0.00%
0015707	0	0.00%	3	0.66%	4	0.88%	150	32.89%	60	13.16%	1	0.22%	3	0.66%
0015749	0	0.00%	0	0.00%	4	1.27%	106	33.54%	51	16.14%	1	0.32%	3	0.95%
0016107	0	0.00%	4	0.91%	7	1.59%	219	49.89%	38	8.66%	0	0.00%	6	1.37%
0016152	0	0.00%	0	0.00%	2	0.35%	338	58.58%	11	1.91%	0	0.00%	10	1.73%
0016463	0	0.00%	3	1.06%	1	0.35%	117	41.34%	19	6.71%	0	0.00%	7	2.47%
0016519	0	0.00%	0	0.00%	6	1.94%	130	41.94%	30	9.68%	0	0.00%	1	0.32%
0016612	0	0.00%	4	1.08%	2	0.54%	144	38.81%	42	11.32%	1	0.27%	5	1.35%
0017428	0	0.00%	12	1.87%	7	1.09%	245	38.16%	70	10.90%	0	0.00%	2	0.31%
0017512	0	0.00%	6	1.13%	7	1.31%	195	36.59%	65	12.20%	0	0.00%	0	0.00%
0017630	0	0.00%	2	0.45%	4	0.90%	163	36.71%	67	15.09%	0	0.00%	4	0.90%
0017794	0	0.00%	7	1.69%	12	2.89%	105	25.30%	52	12.53%	0	0.00%	4	0.96%
0018012	0	0.00%	4	1.43%	3	1.07%	85	30.36%	47	16.79%	0	0.00%	8	2.86%
0018119	0	0.00%	3	0.85%	4	1.13%	139	39.15%	54	15.21%	0	0.00%	6	1.69%
0018175	0	0.00%	2	0.73%	1	0.36%	82	29.82%	51	18.55%	0	0.00%	4	1.45%
0018194	0	0.00%	9	2.05%	1	0.23%	182	41.55%	63	14.38%	0	0.00%	7	1.60%
0018206	1	0.18%	4	0.74%	4	0.74%	188	34.69%	74	13.65%	0	0.00%	5	0.92%
0018351	0	0.00%	2	0.54%	9	2.45%	136	36.96%	56	15.22%	0	0.00%	6	1.63%
0018501	0	0.00%	2	0.38%	3	0.57%	180	34.29%	68	12.95%	1	0.19%	23	4.38%
0018562	1	0.23%	2	0.47%	6	1.40%	164	38.14%	47	10.93%	0	0.00%	9	2.09%
0018659	0	0.00%	5	0.96%	3	0.57%	229	43.79%	38	7.27%	0	0.00%	8	1.53%
0018687	0	0.00%	6	1.43%	6	1.43%	166	39.62%	46	10.98%	0	0.00%	12	2.86%
0018755	0	0.00%	2	0.53%	5	1.32%	168	44.21%	34	8.95%	0	0.00%	11	2.89%
0019015	0	0.00%	2	0.93%	0	0.00%	77	35.65%	25	11.57%	0	0.00%	1	0.46%
0019049	0	0.00%	2	0.69%	3	1.03%	94	32.30%	13	4.47%	0	0.00%	13	4.47%

Precinct	JOHN COX (REP)		HEATHER COLLINS (G-P)		DANIEL WATTS (DEM)		NICKOLAS WILDSTAR (REP)		SARAH STEPHENS (REP)		DENVER STONER (REP)		JOE M. SYMMON (REP)	
0014971	14	4.06%	2	0.58%	6	1.74%	0	0.00%	0	0.00%	1	0.29%	0	0.00%
0015018	16	3.22%	0	0.00%	10	2.01%	1	0.20%	1	0.20%	1	0.20%	2	0.40%
0015102	22	3.14%	6	0.86%	34	4.86%	0	0.00%	1	0.14%	0	0.00%	0	0.00%
0015259	5	1.72%	2	0.69%	13	4.47%	0	0.00%	0	0.00%	0	0.00%	0	0.00%
0015321	19	3.09%	5	0.81%	11	1.79%	0	0.00%	0	0.00%	0	0.00%	0	0.00%
0015368	17	3.37%	3	0.59%	7	1.39%	1	0.20%	0	0.00%	0	0.00%	0	0.00%
0015530	8	4.21%	3	1.58%	14	7.37%	0	0.00%	0	0.00%	0	0.00%	0	0.00%
0015566	15	4.63%	1	0.31%	7	2.16%	1	0.31%	0	0.00%	0	0.00%	0	0.00%
0015614	0	0.00%	0	0.00%	0	0.00%	0	0.00%	0	0.00%	0	0.00%	0	0.00%
0015707	26	5.70%	4	0.88%	19	4.17%	0	0.00%	0	0.00%	2	0.44%	0	0.00%
0015749	7	2.22%	0	0.00%	13	4.11%	0	0.00%	0	0.00%	0	0.00%	0	0.00%
0016107	15	3.42%	2	0.46%	13	2.96%	0	0.00%	2	0.46%	2	0.46%	0	0.00%
0016152	25	4.33%	6	1.04%	6	1.04%	2	0.35%	0	0.00%	1	0.17%	0	0.00%
0016463	19	6.71%	3	1.06%	10	3.53%	0	0.00%	0	0.00%	0	0.00%	0	0.00%
0016519	10	3.23%	2	0.65%	10	3.23%	0	0.00%	1	0.32%	2	0.65%	0	0.00%
0016612	11	2.96%	4	1.08%	15	4.04%	0	0.00%	0	0.00%	1	0.27%	0	0.00%
0017428	20	3.12%	4	0.62%	18	2.80%	0	0.00%	0	0.00%	0	0.00%	0	0.00%
0017512	22	4.13%	2	0.38%	12	2.25%	0	0.00%	0	0.00%	0	0.00%	1	0.19%
0017630	8	1.80%	3	0.68%	13	2.93%	0	0.00%	0	0.00%	0	0.00%	0	0.00%
0017794	9	2.17%	5	1.20%	21	5.06%	0	0.00%	2	0.48%	1	0.24%	0	0.00%
0018012	9	3.21%	0	0.00%	8	2.86%	0	0.00%	0	0.00%	0	0.00%	0	0.00%
0018119	8	2.25%	0	0.00%	6	1.69%	0	0.00%	1	0.28%	1	0.28%	0	0.00%
0018175	3	1.09%	3	1.09%	8	2.91%	1	0.36%	0	0.00%	0	0.00%	0	0.00%
0018194	7	1.60%	1	0.23%	11	2.51%	0	0.00%	1	0.23%	0	0.00%	0	0.00%
0018206	15	2.77%	4	0.74%	16	2.95%	2	0.37%	0	0.00%	2	0.37%	0	0.00%
0018351	15	4.08%	9	2.45%	6	1.63%	0	0.00%	0	0.00%	0	0.00%	0	0.00%
0018501	24	4.57%	4	0.76%	25	4.76%	0	0.00%	0	0.00%	1	0.19%	0	0.00%
0018562	24	5.58%	2	0.47%	13	3.02%	0	0.00%	0	0.00%	2	0.47%	0	0.00%
0018659	18	3.44%	6	1.15%	14	2.68%	0	0.00%	0	0.00%	0	0.00%	0	0.00%
0018687	12	2.86%	2	0.48%	16	3.82%	0	0.00%	0	0.00%	1	0.24%	0	0.00%
0018755	21	5.53%	2	0.53%	7	1.84%	1	0.26%	0	0.00%	0	0.00%	0	0.00%
0019015	13	6.02%	1	0.46%	10	4.63%	0	0.00%	0	0.00%	0	0.00%	0	0.00%
0019049	16	5.50%	0	0.00%	11	3.78%	2	0.69%	2	0.69%	1	0.34%	1	0.34%

Precinct	MAJOR SINGH (NPP)		DOUG OSE (REP)		Write-in		Total Votes	ROXANNE Qualified Write In		STACY SMITH Qualified Write In		MAJOR WILLIAMS Qualified Write In	
0014971	5	1.45%	0	0.00%	2	0.58%	345	0	0.00%	0	0.00%	2	0.58%
0015018	12	2.41%	3	0.60%	0	0.00%	497	0	0.00%	0	0.00%	0	0.00%
0015102	12	1.71%	2	0.29%	1	0.14%	700	0	0.00%	0	0.00%	1	0.14%
0015259	0	0.00%	1	0.34%	0	0.00%	291	0	0.00%	0	0.00%	0	0.00%
0015321	8	1.30%	4	0.65%	0	0.00%	614	0	0.00%	0	0.00%	0	0.00%
0015368	4	0.79%	7	1.39%	1	0.20%	505	0	0.00%	0	0.00%	1	0.20%
0015530	0	0.00%	1	0.53%	0	0.00%	190	0	0.00%	0	0.00%	0	0.00%
0015566	7	2.16%	2	0.62%	1	0.31%	324	0	0.00%	0	0.00%	1	0.31%
0015614	0	0.00%	0	0.00%	0	0.00%	2	0	0.00%	0	0.00%	0	0.00%
0015707	7	1.54%	3	0.66%	4	0.88%	456	0	0.00%	0	0.00%	4	0.88%
0015749	17	5.38%	2	0.63%	1	0.32%	316	0	0.00%	0	0.00%	1	0.32%
0016107	4	0.91%	4	0.91%	0	0.00%	439	0	0.00%	0	0.00%	0	0.00%
0016152	1	0.17%	6	1.04%	1	0.17%	577	0	0.00%	0	0.00%	1	0.17%
0016463	1	0.35%	2	0.71%	0	0.00%	283	0	0.00%	0	0.00%	0	0.00%
0016519	3	0.97%	9	2.90%	1	0.32%	310	0	0.00%	0	0.00%	1	0.32%
0016612	4	1.08%	1	0.27%	1	0.27%	371	0	0.00%	0	0.00%	1	0.27%
0017428	0	0.00%	3	0.47%	1	0.16%	642	0	0.00%	0	0.00%	1	0.16%
0017512	1	0.19%	5	0.94%	1	0.19%	533	0	0.00%	0	0.00%	1	0.19%
0017630	0	0.00%	5	1.13%	2	0.45%	444	0	0.00%	0	0.00%	2	0.45%
0017794	1	0.24%	1	0.24%	1	0.24%	415	0	0.00%	0	0.00%	1	0.24%
0018012	3	1.07%	6	2.14%	0	0.00%	280	0	0.00%	0	0.00%	0	0.00%
0018119	3	0.85%	4	1.13%	0	0.00%	355	0	0.00%	0	0.00%	0	0.00%
0018175	1	0.36%	3	1.09%	0	0.00%	275	0	0.00%	0	0.00%	0	0.00%
0018194	2	0.46%	4	0.91%	1	0.23%	438	0	0.00%	0	0.00%	1	0.23%
0018206	4	0.74%	8	1.48%	1	0.18%	542	0	0.00%	0	0.00%	1	0.18%
0018351	0	0.00%	2	0.54%	1	0.27%	368	0	0.00%	0	0.00%	1	0.27%
0018501	1	0.19%	6	1.14%	1	0.19%	525	0	0.00%	0	0.00%	1	0.19%
0018562	1	0.23%	4	0.93%	0	0.00%	430	0	0.00%	0	0.00%	0	0.00%
0018659	0	0.00%	7	1.34%	2	0.38%	523	0	0.00%	0	0.00%	2	0.38%
0018687	1	0.24%	6	1.43%	0	0.00%	419	0	0.00%	0	0.00%	0	0.00%
0018755	1	0.26%	0	0.00%	1	0.26%	380	0	0.00%	0	0.00%	1	0.26%
0019015	0	0.00%	1	0.46%	3	1.39%	216	0	0.00%	0	0.00%	3	1.39%
0019049	0	0.00%	4	1.37%	1	0.34%	291	0	0.00%	0	0.00%	1	0.34%

Precinct	THUY E. HUGENS Qualified Write In		MIKI HABRYN Qualified Write In		VINCE LUNDGREN Qualified Write In		VIVEK B. MOHAN Qualified Write In	
0014971	0	0.00%	0	0.00%	0	0.00%	0	0.00%
0015018	0	0.00%	0	0.00%	0	0.00%	0	0.00%
0015102	0	0.00%	0	0.00%	0	0.00%	0	0.00%
0015259	0	0.00%	0	0.00%	0	0.00%	0	0.00%
0015321	0	0.00%	0	0.00%	0	0.00%	0	0.00%
0015368	0	0.00%	0	0.00%	0	0.00%	0	0.00%
0015530	0	0.00%	0	0.00%	0	0.00%	0	0.00%
0015566	0	0.00%	0	0.00%	0	0.00%	0	0.00%
0015614	0	0.00%	0	0.00%	0	0.00%	0	0.00%
0015707	0	0.00%	0	0.00%	0	0.00%	0	0.00%
0015749	0	0.00%	0	0.00%	0	0.00%	0	0.00%
0016107	0	0.00%	0	0.00%	0	0.00%	0	0.00%
0016152	0	0.00%	0	0.00%	0	0.00%	0	0.00%
0016463	0	0.00%	0	0.00%	0	0.00%	0	0.00%
0016519	0	0.00%	0	0.00%	0	0.00%	0	0.00%
0016612	0	0.00%	0	0.00%	0	0.00%	0	0.00%
0017428	0	0.00%	0	0.00%	0	0.00%	0	0.00%
0017512	0	0.00%	0	0.00%	0	0.00%	0	0.00%
0017630	0	0.00%	0	0.00%	0	0.00%	0	0.00%
0017794	0	0.00%	0	0.00%	0	0.00%	0	0.00%
0018012	0	0.00%	0	0.00%	0	0.00%	0	0.00%
0018119	0	0.00%	0	0.00%	0	0.00%	0	0.00%
0018175	0	0.00%	0	0.00%	0	0.00%	0	0.00%
0018194	0	0.00%	0	0.00%	0	0.00%	0	0.00%
0018206	0	0.00%	0	0.00%	0	0.00%	0	0.00%
0018351	0	0.00%	0	0.00%	0	0.00%	0	0.00%
0018501	0	0.00%	0	0.00%	0	0.00%	0	0.00%
0018562	0	0.00%	0	0.00%	0	0.00%	0	0.00%
0018659	0	0.00%	0	0.00%	0	0.00%	0	0.00%
0018687	0	0.00%	0	0.00%	0	0.00%	0	0.00%
0018755	0	0.00%	0	0.00%	0	0.00%	0	0.00%
0019015	0	0.00%	0	0.00%	0	0.00%	0	0.00%
0019049	0	0.00%	0	0.00%	0	0.00%	0	0.00%

Precinct	Times Cast	Registered Voters	Undervotes	Overvotes
0019126	668	1,567	417	5
0019236	727	1,827	431	7
0019282	825	1,723	360	3
0019319	692	1,693	410	6
0019354	585	1,467	280	5
0019403	628	1,537	330	5
0019427	717	1,768	340	3
0019577	406	915	187	3
0019622	1,079	1,872	524	0
0019685	314	774	165	0
0019839	669	1,285	310	0
0021009	738	1,157	248	3
0021013	1,129	1,777	415	0
0021065	931	1,868	318	3
0021134	1,092	1,712	358	0
0021159	880	1,488	315	3
0021166	919	1,551	317	2
0021203	779	1,284	236	2
0021231	782	1,345	233	1
0021362	850	1,378	270	3
0021489	927	1,629	277	6
0021606	790	1,533	295	2
0021615	944	1,715	359	4
0021688	958	1,799	355	2
0021712	54	89	12	0
0021725	98	192	40	1
0021783	121	384	72	1
0021846	786	1,524	288	3
0021895	1,006	1,847	349	4
0021904	556	1,192	197	3
0021975	743	1,582	284	3
0022003	899	1,461	268	6
0022034	948	1,392	312	3

Precinct	DAN KAPELOVITZ (G-P)		KEVIN K. KAUL (NPP)	
0019126	3	1.22%	0	0.00%
0019236	4	1.38%	0	0.00%
0019282	11	2.38%	1	0.22%
0019319	1	0.36%	1	0.36%
0019354	7	2.33%	0	0.00%
0019403	4	1.37%	0	0.00%
0019427	3	0.80%	1	0.27%
0019577	2	0.93%	0	0.00%
0019622	7	1.26%	2	0.36%
0019685	2	1.34%	0	0.00%
0019839	3	0.84%	0	0.00%
0021009	1	0.21%	0	0.00%
0021013	4	0.56%	0	0.00%
0021065	0	0.00%	0	0.00%
0021134	5	0.68%	1	0.14%
0021159	0	0.00%	0	0.00%
0021166	0	0.00%	0	0.00%
0021203	3	0.55%	0	0.00%
0021231	5	0.91%	2	0.36%
0021362	2	0.35%	0	0.00%
0021489	1	0.16%	2	0.31%
0021606	1	0.20%	0	0.00%
0021615	6	1.03%	1	0.17%
0021688	8	1.33%	0	0.00%
0021712	0	0.00%	0	0.00%
0021725	0	0.00%	0	0.00%
0021783	0	0.00%	0	0.00%
0021846	3	0.61%	0	0.00%
0021895	4	0.61%	0	0.00%
0021904	1	0.28%	1	0.28%
0021975	1	0.22%	1	0.22%
0022003	1	0.16%	0	0.00%
0022034	7	1.11%	0	0.00%

Precinct	CHAUNCEY "SLIM" KILLENS (REP)		KEVIN KILEY (REP)		PATRICK KILPATRICK (DEM)		ANTHONY TRIMINO (REP)		JOEL VENTRESCA (DEM)		KEVIN L. FAULCONER (REP)		RHONDA FURIN (REP)	
0019126	1	0.41%	8	3.25%	4	1.63%	0	0.00%	19	7.72%	3	1.22%	0	0.00%
0019236	0	0.00%	9	3.11%	2	0.69%	1	0.35%	30	10.38%	11	3.81%	1	0.35%
0019282	0	0.00%	28	6.06%	3	0.65%	1	0.22%	25	5.41%	25	5.41%	0	0.00%
0019319	0	0.00%	12	4.35%	1	0.36%	2	0.72%	17	6.16%	12	4.35%	0	0.00%
0019354	0	0.00%	10	3.33%	2	0.67%	1	0.33%	20	6.67%	16	5.33%	1	0.33%
0019403	0	0.00%	9	3.07%	1	0.34%	1	0.34%	32	10.92%	17	5.80%	0	0.00%
0019427	2	0.53%	11	2.94%	1	0.27%	3	0.80%	30	8.02%	16	4.28%	1	0.27%
0019577	0	0.00%	11	5.09%	3	1.39%	2	0.93%	9	4.17%	12	5.56%	1	0.46%
0019622	0	0.00%	23	4.14%	4	0.72%	0	0.00%	28	5.05%	59	10.63%	0	0.00%
0019685	0	0.00%	3	2.01%	4	2.68%	0	0.00%	17	11.41%	11	7.38%	0	0.00%
0019839	1	0.28%	18	5.01%	3	0.84%	1	0.28%	14	3.90%	32	8.91%	0	0.00%
0021009	0	0.00%	33	6.78%	4	0.82%	1	0.21%	14	2.87%	28	5.75%	0	0.00%
0021013	0	0.00%	45	6.30%	7	0.98%	2	0.28%	29	4.06%	38	5.32%	1	0.14%
0021065	2	0.33%	35	5.74%	7	1.15%	2	0.33%	23	3.77%	31	5.08%	0	0.00%
0021134	0	0.00%	61	8.31%	3	0.41%	1	0.14%	27	3.68%	50	6.81%	0	0.00%
0021159	0	0.00%	49	8.72%	4	0.71%	3	0.53%	22	3.91%	37	6.58%	0	0.00%
0021166	0	0.00%	41	6.83%	0	0.00%	1	0.17%	21	3.50%	32	5.33%	0	0.00%
0021203	1	0.18%	43	7.95%	4	0.74%	2	0.37%	12	2.22%	25	4.62%	0	0.00%
0021231	0	0.00%	26	4.74%	6	1.09%	2	0.36%	15	2.74%	33	6.02%	1	0.18%
0021362	0	0.00%	36	6.24%	3	0.52%	0	0.00%	22	3.81%	29	5.03%	0	0.00%
0021489	0	0.00%	60	9.32%	0	0.00%	1	0.16%	25	3.88%	42	6.52%	1	0.16%
0021606	1	0.20%	22	4.46%	3	0.61%	5	1.01%	18	3.65%	19	3.85%	0	0.00%
0021615	0	0.00%	28	4.82%	7	1.20%	0	0.00%	18	3.10%	26	4.48%	0	0.00%
0021688	1	0.17%	45	7.49%	3	0.50%	1	0.17%	25	4.16%	37	6.16%	1	0.17%
0021712	0	0.00%	1	2.38%	0	0.00%	0	0.00%	2	4.76%	2	4.76%	0	0.00%
0021725	0	0.00%	3	5.26%	0	0.00%	0	0.00%	2	3.51%	1	1.75%	0	0.00%
0021783	0	0.00%	3	6.25%	3	6.25%	0	0.00%	2	4.17%	1	2.08%	0	0.00%
0021846	2	0.40%	28	5.66%	4	0.81%	0	0.00%	18	3.64%	20	4.04%	1	0.20%
0021895	0	0.00%	43	6.58%	6	0.92%	4	0.61%	10	1.53%	48	7.35%	0	0.00%
0021904	0	0.00%	19	5.34%	5	1.40%	7	1.97%	3	0.84%	14	3.93%	0	0.00%
0021975	1	0.22%	27	5.92%	6	1.32%	1	0.22%	14	3.07%	22	4.82%	0	0.00%
0022003	0	0.00%	53	8.48%	3	0.48%	3	0.48%	18	2.88%	35	5.60%	0	0.00%
0022034	0	0.00%	43	6.79%	0	0.00%	2	0.32%	24	3.79%	32	5.06%	0	0.00%

Precinct	ROBERT C. NEWMAN II (REP)		DENNIS RICHTER (NPP)		BRANDON M. ROSS (DEM)		SAM L. GALLUCCI (REP)		TED GAINES (REP)		CAITLYN JENNER (REP)		LEO S. ZACKY (REP)	
0019126	0	0.00%	0	0.00%	18	7.32%	2	0.81%	1	0.41%	2	0.81%	0	0.00%
0019236	4	1.38%	1	0.35%	11	3.81%	0	0.00%	3	1.04%	5	1.73%	0	0.00%
0019282	3	0.65%	1	0.22%	21	4.55%	1	0.22%	3	0.65%	8	1.73%	0	0.00%
0019319	2	0.72%	0	0.00%	20	7.25%	0	0.00%	3	1.09%	3	1.09%	1	0.36%
0019354	0	0.00%	1	0.33%	8	2.67%	1	0.33%	5	1.67%	2	0.67%	0	0.00%
0019403	1	0.34%	0	0.00%	13	4.44%	0	0.00%	2	0.68%	5	1.71%	0	0.00%
0019427	1	0.27%	1	0.27%	28	7.49%	0	0.00%	11	2.94%	9	2.41%	1	0.27%
0019577	2	0.93%	1	0.46%	13	6.02%	0	0.00%	3	1.39%	3	1.39%	0	0.00%
0019622	2	0.36%	2	0.36%	37	6.67%	0	0.00%	6	1.08%	8	1.44%	0	0.00%
0019685	0	0.00%	0	0.00%	9	6.04%	0	0.00%	1	0.67%	0	0.00%	0	0.00%
0019839	0	0.00%	0	0.00%	21	5.85%	0	0.00%	4	1.11%	5	1.39%	0	0.00%
0021009	2	0.41%	0	0.00%	16	3.29%	3	0.62%	10	2.05%	6	1.23%	2	0.41%
0021013	0	0.00%	1	0.14%	27	3.78%	3	0.42%	12	1.68%	2	0.28%	0	0.00%
0021065	0	0.00%	0	0.00%	18	2.95%	1	0.16%	8	1.31%	5	0.82%	2	0.33%
0021134	0	0.00%	0	0.00%	28	3.81%	3	0.41%	17	2.32%	6	0.82%	2	0.27%
0021159	0	0.00%	2	0.36%	34	6.05%	2	0.36%	15	2.67%	5	0.89%	0	0.00%
0021166	2	0.33%	0	0.00%	21	3.50%	1	0.17%	8	1.33%	7	1.17%	0	0.00%
0021203	0	0.00%	0	0.00%	27	4.99%	0	0.00%	13	2.40%	6	1.11%	2	0.37%
0021231	0	0.00%	2	0.36%	14	2.55%	0	0.00%	9	1.64%	10	1.82%	0	0.00%
0021362	0	0.00%	0	0.00%	16	2.77%	1	0.17%	8	1.39%	10	1.73%	0	0.00%
0021489	0	0.00%	0	0.00%	10	1.55%	1	0.16%	3	0.47%	2	0.31%	1	0.16%
0021606	2	0.41%	0	0.00%	15	3.04%	1	0.20%	19	3.85%	9	1.83%	0	0.00%
0021615	1	0.17%	2	0.34%	17	2.93%	0	0.00%	12	2.07%	8	1.38%	0	0.00%
0021688	0	0.00%	0	0.00%	26	4.33%	2	0.33%	14	2.33%	8	1.33%	0	0.00%
0021712	0	0.00%	0	0.00%	1	2.38%	0	0.00%	3	7.14%	1	2.38%	0	0.00%
0021725	0	0.00%	0	0.00%	1	1.75%	0	0.00%	1	1.75%	0	0.00%	0	0.00%
0021783	1	2.08%	0	0.00%	3	6.25%	0	0.00%	2	4.17%	1	2.08%	0	0.00%
0021846	3	0.61%	0	0.00%	19	3.84%	1	0.20%	9	1.82%	3	0.61%	0	0.00%
0021895	2	0.31%	0	0.00%	20	3.06%	1	0.15%	6	0.92%	6	0.92%	3	0.46%
0021904	1	0.28%	2	0.56%	17	4.78%	3	0.84%	4	1.12%	5	1.40%	0	0.00%
0021975	1	0.22%	2	0.44%	14	3.07%	3	0.66%	8	1.75%	6	1.32%	1	0.22%
0022003	0	0.00%	1	0.16%	23	3.68%	1	0.16%	12	1.92%	2	0.32%	1	0.16%
0022034	0	0.00%	1	0.16%	14	2.21%	0	0.00%	18	2.84%	4	0.63%	0	0.00%

Precinct	JENNY RAE LE ROUX (REP)		DAVID LOZANO (REP)		STEVE CHAVEZ LODGE (REP)		MICHAEL LOEBBS (NPP)		DENIS LUCEY (NPP)		DIEGO MARTINEZ (REP)		JEREMIAH "JEREMY" MARCINIAK (NPP)	
0019126	0	0.00%	0	0.00%	1	0.41%	1	0.41%	1	0.41%	5	2.03%	0	0.00%
0019236	0	0.00%	0	0.00%	1	0.35%	1	0.35%	0	0.00%	1	0.35%	2	0.69%
0019282	1	0.22%	1	0.22%	0	0.00%	1	0.22%	0	0.00%	1	0.22%	0	0.00%
0019319	3	1.09%	0	0.00%	0	0.00%	2	0.72%	0	0.00%	1	0.36%	0	0.00%
0019354	0	0.00%	0	0.00%	0	0.00%	2	0.67%	0	0.00%	4	1.33%	0	0.00%
0019403	0	0.00%	0	0.00%	3	1.02%	0	0.00%	0	0.00%	1	0.34%	0	0.00%
0019427	1	0.27%	0	0.00%	3	0.80%	3	0.80%	0	0.00%	2	0.53%	0	0.00%
0019577	0	0.00%	0	0.00%	2	0.93%	0	0.00%	0	0.00%	1	0.46%	0	0.00%
0019622	1	0.18%	0	0.00%	0	0.00%	3	0.54%	0	0.00%	0	0.00%	0	0.00%
0019685	0	0.00%	0	0.00%	0	0.00%	2	1.34%	0	0.00%	1	0.67%	0	0.00%
0019839	1	0.28%	0	0.00%	1	0.28%	3	0.84%	0	0.00%	0	0.00%	1	0.28%
0021009	1	0.21%	0	0.00%	1	0.21%	2	0.41%	0	0.00%	1	0.21%	0	0.00%
0021013	0	0.00%	0	0.00%	4	0.56%	2	0.28%	1	0.14%	0	0.00%	0	0.00%
0021065	2	0.33%	0	0.00%	0	0.00%	1	0.16%	1	0.16%	0	0.00%	0	0.00%
0021134	0	0.00%	2	0.27%	0	0.00%	2	0.27%	0	0.00%	0	0.00%	0	0.00%
0021159	1	0.18%	2	0.36%	1	0.18%	1	0.18%	0	0.00%	4	0.71%	1	0.18%
0021166	1	0.17%	0	0.00%	1	0.17%	1	0.17%	0	0.00%	0	0.00%	0	0.00%
0021203	2	0.37%	2	0.37%	1	0.18%	0	0.00%	0	0.00%	0	0.00%	0	0.00%
0021231	1	0.18%	0	0.00%	0	0.00%	1	0.18%	2	0.36%	1	0.18%	0	0.00%
0021362	5	0.87%	2	0.35%	1	0.17%	0	0.00%	0	0.00%	0	0.00%	0	0.00%
0021489	3	0.47%	0	0.00%	0	0.00%	1	0.16%	0	0.00%	0	0.00%	0	0.00%
0021606	4	0.81%	0	0.00%	0	0.00%	1	0.20%	0	0.00%	1	0.20%	0	0.00%
0021615	4	0.69%	2	0.34%	2	0.34%	2	0.34%	0	0.00%	0	0.00%	0	0.00%
0021688	3	0.50%	0	0.00%	2	0.33%	1	0.17%	2	0.33%	1	0.17%	0	0.00%
0021712	0	0.00%	0	0.00%	0	0.00%	0	0.00%	0	0.00%	0	0.00%	0	0.00%
0021725	0	0.00%	0	0.00%	0	0.00%	0	0.00%	0	0.00%	0	0.00%	0	0.00%
0021783	0	0.00%	0	0.00%	0	0.00%	1	2.08%	0	0.00%	0	0.00%	0	0.00%
0021846	2	0.40%	2	0.40%	1	0.20%	1	0.20%	0	0.00%	1	0.20%	1	0.20%
0021895	0	0.00%	3	0.46%	2	0.31%	0	0.00%	0	0.00%	0	0.00%	0	0.00%
0021904	1	0.28%	1	0.28%	0	0.00%	1	0.28%	1	0.28%	2	0.56%	0	0.00%
0021975	4	0.88%	2	0.44%	0	0.00%	1	0.22%	0	0.00%	2	0.44%	0	0.00%
0022003	2	0.32%	2	0.32%	0	0.00%	0	0.00%	0	0.00%	0	0.00%	0	0.00%
0022034	0	0.00%	3	0.47%	0	0.00%	2	0.32%	0	0.00%	0	0.00%	0	0.00%

Precinct	DANIEL MERCURI (REP)		JACQUELINE MCGOWAN (DEM)		DAVID MOORE (NPP)		DAVID ALEXANDER BRAMANTE (REP)		HOLLY L. BAABE (DEM)		ANGELYNE (NPP)		JAMES G. HANINK (NPP)	
0019126	0	0.00%	19	7.72%	0	0.00%	0	0.00%	3	1.22%	1	0.41%	0	0.00%
0019236	1	0.35%	17	5.88%	1	0.35%	3	1.04%	3	1.04%	4	1.38%	0	0.00%
0019282	0	0.00%	21	4.55%	1	0.22%	0	0.00%	8	1.73%	0	0.00%	2	0.43%
0019319	0	0.00%	12	4.35%	1	0.36%	0	0.00%	4	1.45%	0	0.00%	1	0.36%
0019354	2	0.67%	21	7.00%	2	0.67%	0	0.00%	7	2.33%	2	0.67%	0	0.00%
0019403	0	0.00%	11	3.75%	1	0.34%	0	0.00%	4	1.37%	1	0.34%	0	0.00%
0019427	0	0.00%	17	4.55%	1	0.27%	0	0.00%	7	1.87%	2	0.53%	1	0.27%
0019577	1	0.46%	3	1.39%	0	0.00%	0	0.00%	3	1.39%	4	1.85%	0	0.00%
0019622	0	0.00%	13	2.34%	1	0.18%	0	0.00%	7	1.26%	3	0.54%	1	0.18%
0019685	0	0.00%	14	9.40%	0	0.00%	0	0.00%	4	2.68%	0	0.00%	0	0.00%
0019839	1	0.28%	8	2.23%	1	0.28%	0	0.00%	0	0.00%	2	0.56%	1	0.28%
0021009	0	0.00%	9	1.85%	0	0.00%	0	0.00%	1	0.21%	0	0.00%	0	0.00%
0021013	0	0.00%	11	1.54%	1	0.14%	2	0.28%	1	0.14%	2	0.28%	1	0.14%
0021065	2	0.33%	17	2.79%	0	0.00%	1	0.16%	5	0.82%	2	0.33%	0	0.00%
0021134	0	0.00%	10	1.36%	0	0.00%	0	0.00%	5	0.68%	0	0.00%	0	0.00%
0021159	0	0.00%	6	1.07%	1	0.18%	1	0.18%	3	0.53%	0	0.00%	1	0.18%
0021166	1	0.17%	14	2.33%	0	0.00%	0	0.00%	5	0.83%	0	0.00%	0	0.00%
0021203	0	0.00%	2	0.37%	0	0.00%	3	0.55%	3	0.55%	1	0.18%	0	0.00%
0021231	0	0.00%	7	1.28%	0	0.00%	1	0.18%	4	0.73%	0	0.00%	0	0.00%
0021362	0	0.00%	9	1.56%	0	0.00%	0	0.00%	2	0.35%	2	0.35%	0	0.00%
0021489	1	0.16%	12	1.86%	1	0.16%	4	0.62%	4	0.62%	0	0.00%	1	0.16%
0021606	0	0.00%	5	1.01%	0	0.00%	0	0.00%	0	0.00%	0	0.00%	0	0.00%
0021615	0	0.00%	7	1.20%	0	0.00%	0	0.00%	5	0.86%	2	0.34%	0	0.00%
0021688	1	0.17%	12	2.00%	2	0.33%	0	0.00%	7	1.16%	0	0.00%	1	0.17%
0021712	0	0.00%	0	0.00%	0	0.00%	0	0.00%	0	0.00%	0	0.00%	0	0.00%
0021725	0	0.00%	2	3.51%	0	0.00%	0	0.00%	0	0.00%	0	0.00%	0	0.00%
0021783	0	0.00%	1	2.08%	0	0.00%	0	0.00%	0	0.00%	0	0.00%	0	0.00%
0021846	0	0.00%	15	3.03%	2	0.40%	0	0.00%	3	0.61%	0	0.00%	0	0.00%
0021895	1	0.15%	17	2.60%	2	0.31%	0	0.00%	2	0.31%	0	0.00%	0	0.00%
0021904	2	0.56%	10	2.81%	1	0.28%	0	0.00%	6	1.69%	2	0.56%	1	0.28%
0021975	3	0.66%	13	2.85%	0	0.00%	1	0.22%	8	1.75%	2	0.44%	0	0.00%
0022003	0	0.00%	13	2.08%	3	0.48%	0	0.00%	5	0.80%	0	0.00%	0	0.00%
0022034	0	0.00%	10	1.58%	2	0.32%	1	0.16%	5	0.79%	0	0.00%	0	0.00%

Precinct	DAVID HILLBERG (REP)		JEFF HEWITT (LIB)		JOHN R. DRAKE (DEM)		LARRY A. ELDER (REP)		KEVIN PAFFRATH (DEM)		ADAM PAPAGAN (NPP)		ARMANDO "MANDO" PEREZ- SERRATO (DEM)	
0019126	0	0.00%	0	0.00%	6	2.44%	95	38.62%	29	11.79%	1	0.41%	4	1.63%
0019236	0	0.00%	2	0.69%	3	1.04%	98	33.91%	27	9.34%	0	0.00%	8	2.77%
0019282	0	0.00%	5	1.08%	5	1.08%	202	43.72%	38	8.23%	0	0.00%	7	1.52%
0019319	0	0.00%	1	0.36%	3	1.09%	99	35.87%	32	11.59%	0	0.00%	12	4.35%
0019354	0	0.00%	6	2.00%	6	2.00%	126	42.00%	22	7.33%	0	0.00%	6	2.00%
0019403	0	0.00%	4	1.37%	6	2.05%	114	38.91%	19	6.48%	1	0.34%	2	0.68%
0019427	0	0.00%	4	1.07%	7	1.87%	124	33.16%	31	8.29%	0	0.00%	7	1.87%
0019577	0	0.00%	2	0.93%	2	0.93%	93	43.06%	17	7.87%	0	0.00%	4	1.85%
0019622	0	0.00%	6	1.08%	4	0.72%	186	33.51%	69	12.43%	0	0.00%	5	0.90%
0019685	0	0.00%	1	0.67%	2	1.34%	48	32.21%	16	10.74%	0	0.00%	1	0.67%
0019839	0	0.00%	2	0.56%	2	0.56%	156	43.45%	36	10.03%	0	0.00%	4	1.11%
0021009	1	0.21%	2	0.41%	2	0.41%	297	60.99%	29	5.95%	0	0.00%	1	0.21%
0021013	0	0.00%	1	0.14%	0	0.00%	410	57.42%	49	6.86%	0	0.00%	0	0.00%
0021065	1	0.16%	6	0.98%	5	0.82%	315	51.64%	70	11.48%	0	0.00%	0	0.00%
0021134	0	0.00%	2	0.27%	3	0.41%	383	52.18%	59	8.04%	1	0.14%	3	0.41%
0021159	1	0.18%	1	0.18%	1	0.18%	290	51.60%	30	5.34%	0	0.00%	7	1.25%
0021166	0	0.00%	5	0.83%	4	0.67%	342	57.00%	36	6.00%	1	0.17%	4	0.67%
0021203	0	0.00%	3	0.55%	1	0.18%	301	55.64%	42	7.76%	1	0.18%	1	0.18%
0021231	1	0.18%	6	1.09%	0	0.00%	316	57.66%	37	6.75%	0	0.00%	2	0.36%
0021362	0	0.00%	8	1.39%	2	0.35%	309	53.55%	39	6.76%	0	0.00%	0	0.00%
0021489	0	0.00%	4	0.62%	2	0.31%	390	60.56%	31	4.81%	0	0.00%	2	0.31%
0021606	0	0.00%	5	1.01%	4	0.81%	292	59.23%	22	4.46%	0	0.00%	0	0.00%
0021615	1	0.17%	3	0.52%	1	0.17%	336	57.83%	32	5.51%	0	0.00%	1	0.17%
0021688	1	0.17%	4	0.67%	3	0.50%	302	50.25%	23	3.83%	0	0.00%	6	1.00%
0021712	0	0.00%	0	0.00%	0	0.00%	22	52.38%	3	7.14%	0	0.00%	0	0.00%
0021725	0	0.00%	0	0.00%	0	0.00%	37	64.91%	0	0.00%	0	0.00%	1	1.75%
0021783	0	0.00%	0	0.00%	1	2.08%	22	45.83%	4	8.33%	0	0.00%	0	0.00%
0021846	0	0.00%	0	0.00%	2	0.40%	283	57.17%	28	5.66%	0	0.00%	5	1.01%
0021895	0	0.00%	6	0.92%	2	0.31%	370	56.66%	29	4.44%	0	0.00%	13	1.99%
0021904	0	0.00%	5	1.40%	3	0.84%	169	47.47%	33	9.27%	0	0.00%	4	1.12%
0021975	2	0.44%	3	0.66%	3	0.66%	202	44.30%	35	7.68%	0	0.00%	6	1.32%
0022003	0	0.00%	4	0.64%	6	0.96%	355	56.80%	42	6.72%	0	0.00%	2	0.32%
0022034	0	0.00%	5	0.79%	4	0.63%	395	62.40%	28	4.42%	1	0.16%	1	0.16%

Precinct	JOHN COX (REP)		HEATHER COLLINS (G-P)		DANIEL WATTS (DEM)		NICKOLAS WILDSTAR (REP)		SARAH STEPHENS (REP)		DENVER STONER (REP)		JOE M. SYMMON (REP)	
0019126	7	2.85%	0	0.00%	7	2.85%	0	0.00%	2	0.81%	0	0.00%	1	0.41%
0019236	15	5.19%	3	1.04%	11	3.81%	0	0.00%	1	0.35%	0	0.00%	0	0.00%
0019282	16	3.46%	3	0.65%	6	1.30%	1	0.22%	0	0.00%	1	0.22%	0	0.00%
0019319	17	6.16%	2	0.72%	6	2.17%	0	0.00%	0	0.00%	0	0.00%	0	0.00%
0019354	10	3.33%	2	0.67%	5	1.67%	0	0.00%	0	0.00%	0	0.00%	0	0.00%
0019403	15	5.12%	7	2.39%	8	2.73%	0	0.00%	1	0.34%	2	0.68%	0	0.00%
0019427	28	7.49%	4	1.07%	6	1.60%	1	0.27%	0	0.00%	1	0.27%	0	0.00%
0019577	4	1.85%	1	0.46%	11	5.09%	0	0.00%	1	0.46%	0	0.00%	0	0.00%
0019622	40	7.21%	10	1.80%	16	2.88%	0	0.00%	0	0.00%	0	0.00%	0	0.00%
0019685	7	4.70%	0	0.00%	4	2.68%	0	0.00%	1	0.67%	0	0.00%	0	0.00%
0019839	17	4.74%	2	0.56%	14	3.90%	2	0.56%	0	0.00%	0	0.00%	0	0.00%
0021009	13	2.67%	0	0.00%	1	0.21%	0	0.00%	0	0.00%	0	0.00%	0	0.00%
0021013	33	4.62%	3	0.42%	11	1.54%	0	0.00%	0	0.00%	1	0.14%	0	0.00%
0021065	22	3.61%	2	0.33%	7	1.15%	0	0.00%	0	0.00%	1	0.16%	0	0.00%
0021134	33	4.50%	4	0.54%	13	1.77%	0	0.00%	1	0.14%	1	0.14%	0	0.00%
0021159	23	4.09%	3	0.53%	4	0.71%	2	0.36%	0	0.00%	0	0.00%	0	0.00%
0021166	21	3.50%	3	0.50%	9	1.50%	0	0.00%	0	0.00%	0	0.00%	0	0.00%
0021203	26	4.81%	1	0.18%	5	0.92%	0	0.00%	0	0.00%	1	0.18%	0	0.00%
0021231	28	5.11%	2	0.36%	7	1.28%	0	0.00%	0	0.00%	3	0.55%	0	0.00%
0021362	41	7.11%	0	0.00%	16	2.77%	0	0.00%	0	0.00%	2	0.35%	0	0.00%
0021489	20	3.11%	1	0.16%	10	1.55%	0	0.00%	1	0.16%	1	0.16%	0	0.00%
0021606	24	4.87%	1	0.20%	6	1.22%	2	0.41%	0	0.00%	0	0.00%	0	0.00%
0021615	28	4.82%	0	0.00%	4	0.69%	0	0.00%	1	0.17%	2	0.34%	1	0.17%
0021688	34	5.66%	7	1.16%	3	0.50%	1	0.17%	1	0.17%	0	0.00%	1	0.17%
0021712	3	7.14%	0	0.00%	2	4.76%	0	0.00%	0	0.00%	0	0.00%	0	0.00%
0021725	4	7.02%	0	0.00%	5	8.77%	0	0.00%	0	0.00%	0	0.00%	0	0.00%
0021783	2	4.17%	0	0.00%	1	2.08%	0	0.00%	0	0.00%	0	0.00%	0	0.00%
0021846	19	3.84%	2	0.40%	6	1.21%	0	0.00%	1	0.20%	0	0.00%	0	0.00%
0021895	27	4.13%	3	0.46%	8	1.23%	0	0.00%	1	0.15%	2	0.31%	0	0.00%
0021904	13	3.65%	4	1.12%	11	3.09%	0	0.00%	0	0.00%	0	0.00%	0	0.00%
0021975	28	6.14%	7	1.54%	12	2.63%	0	0.00%	0	0.00%	2	0.44%	0	0.00%
0022003	20	3.20%	2	0.32%	6	0.96%	0	0.00%	0	0.00%	1	0.16%	0	0.00%
0022034	16	2.53%	2	0.32%	7	1.11%	0	0.00%	0	0.00%	1	0.16%	0	0.00%

Precinct	MAJOR SINGH (NPP)		DOUG OSE (REP)		Write-in		Total Votes	ROXANNE Qualified Write In		STACY SMITH Qualified Write In		MAJOR WILLIAMS Qualified Write In	
0019126	1	0.41%	1	0.41%	0	0.00%	246	0	0.00%	0	0.00%	0	0.00%
0019236	0	0.00%	4	1.38%	1	0.35%	289	0	0.00%	0	0.00%	1	0.35%
0019282	2	0.43%	9	1.95%	0	0.00%	462	0	0.00%	0	0.00%	0	0.00%
0019319	3	1.09%	2	0.72%	0	0.00%	276	0	0.00%	0	0.00%	0	0.00%
0019354	2	0.67%	1	0.33%	0	0.00%	300	0	0.00%	0	0.00%	0	0.00%
0019403	0	0.00%	6	2.05%	2	0.68%	293	0	0.00%	0	0.00%	2	0.68%
0019427	0	0.00%	5	1.34%	0	0.00%	374	0	0.00%	0	0.00%	0	0.00%
0019577	0	0.00%	5	2.31%	0	0.00%	216	0	0.00%	0	0.00%	0	0.00%
0019622	5	0.90%	6	1.08%	1	0.18%	555	0	0.00%	0	0.00%	1	0.18%
0019685	0	0.00%	1	0.67%	0	0.00%	149	0	0.00%	0	0.00%	0	0.00%
0019839	0	0.00%	3	0.84%	0	0.00%	359	0	0.00%	0	0.00%	0	0.00%
0021009	1	0.21%	5	1.03%	0	0.00%	487	0	0.00%	0	0.00%	0	0.00%
0021013	1	0.14%	9	1.26%	0	0.00%	714	0	0.00%	0	0.00%	0	0.00%
0021065	2	0.33%	7	1.15%	7	1.15%	610	0	0.00%	0	0.00%	7	1.15%
0021134	1	0.14%	5	0.68%	2	0.27%	734	0	0.00%	0	0.00%	2	0.27%
0021159	1	0.18%	3	0.53%	1	0.18%	562	0	0.00%	0	0.00%	1	0.18%
0021166	7	1.17%	9	1.50%	2	0.33%	600	0	0.00%	0	0.00%	2	0.33%
0021203	3	0.55%	4	0.74%	0	0.00%	541	0	0.00%	0	0.00%	0	0.00%
0021231	1	0.18%	3	0.55%	0	0.00%	548	0	0.00%	0	0.00%	0	0.00%
0021362	3	0.52%	8	1.39%	1	0.17%	577	0	0.00%	0	0.00%	1	0.17%
0021489	1	0.16%	2	0.31%	3	0.47%	644	0	0.00%	0	0.00%	3	0.47%
0021606	3	0.61%	8	1.62%	0	0.00%	493	0	0.00%	0	0.00%	0	0.00%
0021615	7	1.20%	14	2.41%	0	0.00%	581	0	0.00%	0	0.00%	0	0.00%
0021688	0	0.00%	10	1.66%	2	0.33%	601	0	0.00%	0	0.00%	2	0.33%
0021712	0	0.00%	0	0.00%	2	4.76%	42	0	0.00%	0	0.00%	2	4.76%
0021725	0	0.00%	0	0.00%	0	0.00%	57	0	0.00%	0	0.00%	0	0.00%
0021783	0	0.00%	0	0.00%	0	0.00%	48	0	0.00%	0	0.00%	0	0.00%
0021846	3	0.61%	7	1.41%	0	0.00%	495	0	0.00%	0	0.00%	0	0.00%
0021895	0	0.00%	11	1.68%	1	0.15%	653	0	0.00%	0	0.00%	1	0.15%
0021904	0	0.00%	4	1.12%	0	0.00%	356	0	0.00%	0	0.00%	0	0.00%
0021975	2	0.44%	9	1.97%	1	0.22%	456	0	0.00%	0	0.00%	1	0.22%
0022003	1	0.16%	8	1.28%	0	0.00%	625	0	0.00%	0	0.00%	0	0.00%
0022034	3	0.47%	2	0.32%	0	0.00%	633	0	0.00%	0	0.00%	0	0.00%

Precinct	THUY E. HUGENS Qualified Write In		MIKI HABRYN Qualified Write In		VINCE LUNDGREN Qualified Write In		VIVEK B. MOHAN Qualified Write In	
0019126	0	0.00%	0	0.00%	0	0.00%	0	0.00%
0019236	0	0.00%	0	0.00%	0	0.00%	0	0.00%
0019282	0	0.00%	0	0.00%	0	0.00%	0	0.00%
0019319	0	0.00%	0	0.00%	0	0.00%	0	0.00%
0019354	0	0.00%	0	0.00%	0	0.00%	0	0.00%
0019403	0	0.00%	0	0.00%	0	0.00%	0	0.00%
0019427	0	0.00%	0	0.00%	0	0.00%	0	0.00%
0019577	0	0.00%	0	0.00%	0	0.00%	0	0.00%
0019622	0	0.00%	0	0.00%	0	0.00%	0	0.00%
0019685	0	0.00%	0	0.00%	0	0.00%	0	0.00%
0019839	0	0.00%	0	0.00%	0	0.00%	0	0.00%
0021009	0	0.00%	0	0.00%	0	0.00%	0	0.00%
0021013	0	0.00%	0	0.00%	0	0.00%	0	0.00%
0021065	0	0.00%	0	0.00%	0	0.00%	0	0.00%
0021134	0	0.00%	0	0.00%	0	0.00%	0	0.00%
0021159	0	0.00%	0	0.00%	0	0.00%	0	0.00%
0021166	0	0.00%	0	0.00%	0	0.00%	0	0.00%
0021203	0	0.00%	0	0.00%	0	0.00%	0	0.00%
0021231	0	0.00%	0	0.00%	0	0.00%	0	0.00%
0021362	0	0.00%	0	0.00%	0	0.00%	0	0.00%
0021489	0	0.00%	0	0.00%	0	0.00%	0	0.00%
0021606	0	0.00%	0	0.00%	0	0.00%	0	0.00%
0021615	0	0.00%	0	0.00%	0	0.00%	0	0.00%
0021688	0	0.00%	0	0.00%	0	0.00%	0	0.00%
0021712	0	0.00%	0	0.00%	0	0.00%	0	0.00%
0021725	0	0.00%	0	0.00%	0	0.00%	0	0.00%
0021783	0	0.00%	0	0.00%	0	0.00%	0	0.00%
0021846	0	0.00%	0	0.00%	0	0.00%	0	0.00%
0021895	0	0.00%	0	0.00%	0	0.00%	0	0.00%
0021904	0	0.00%	0	0.00%	0	0.00%	0	0.00%
0021975	0	0.00%	0	0.00%	0	0.00%	0	0.00%
0022003	0	0.00%	0	0.00%	0	0.00%	0	0.00%
0022034	0	0.00%	0	0.00%	0	0.00%	0	0.00%

Precinct	Times Cast	Registered Voters	Undervotes	Overvotes
0022056	1,221	1,851	420	6
0022061	869	1,487	373	0
0022090	934	1,385	315	0
0022139	795	1,267	204	1
0022154	950	1,490	266	2
0022337	674	1,092	184	2
0022427	993	1,606	328	2
0022453	1,110	1,922	384	5
0022491	816	1,717	301	4
0022508	1,100	1,688	293	0
0022566	1,062	1,828	369	7
0022685	1,406	1,813	503	2
0022694	751	1,438	276	3
0022709	1,053	1,853	387	2
0022763	929	1,495	346	1
0022824	546	1,421	253	2
0022847	631	1,357	270	4
0022873	1,051	1,621	366	1
0022898	21	32	6	0
0022997	1,126	1,924	432	1
0023002	1,234	2,013	318	4
0023077	1,096	1,707	339	2
0023172	951	1,510	304	0
0023240	824	1,353	237	0
0023295	896	1,559	273	0
0023313	1,253	1,956	443	4
0023414	1,144	1,721	327	1
0023519	1,043	1,534	328	0
0023641	1,162	1,843	401	6
0023704	954	1,473	267	0
0023835	1,154	1,640	409	1
0023905	861	1,347	235	2
0023970	888	1,377	302	3

Precinct	DAN KAPELOVITZ (G-P)		KEVIN K. KAUL (NPP)	
0022056	3	0.38%	0	0.00%
0022061	2	0.40%	1	0.20%
0022090	0	0.00%	1	0.16%
0022139	0	0.00%	1	0.17%
0022154	1	0.15%	1	0.15%
0022337	3	0.61%	0	0.00%
0022427	0	0.00%	1	0.15%
0022453	2	0.28%	0	0.00%
0022491	4	0.78%	1	0.20%
0022508	3	0.37%	1	0.12%
0022566	1	0.15%	2	0.29%
0022685	2	0.22%	0	0.00%
0022694	3	0.64%	0	0.00%
0022709	5	0.75%	0	0.00%
0022763	5	0.86%	0	0.00%
0022824	0	0.00%	0	0.00%
0022847	1	0.28%	0	0.00%
0022873	3	0.44%	0	0.00%
0022898	0	0.00%	0	0.00%
0022997	4	0.58%	0	0.00%
0023002	1	0.11%	0	0.00%
0023077	1	0.13%	0	0.00%
0023172	3	0.46%	0	0.00%
0023240	5	0.85%	0	0.00%
0023295	1	0.16%	1	0.16%
0023313	4	0.50%	2	0.25%
0023414	2	0.25%	2	0.25%
0023519	2	0.28%	0	0.00%
0023641	2	0.26%	0	0.00%
0023704	1	0.15%	0	0.00%
0023835	2	0.27%	0	0.00%
0023905	1	0.16%	1	0.16%
0023970	2	0.34%	1	0.17%

Precinct	CHAUNCEY "SLIM" KILLENS (REP)		KEVIN KILEY (REP)		PATRICK KILPATRICK (DEM)		ANTHONY TRIMINO (REP)		JOEL VENTRESCA (DEM)		KEVIN L. FAULCONER (REP)		RHONDA FURIN (REP)	
0022056	0	0.00%	58	7.30%	2	0.25%	4	0.50%	35	4.40%	36	4.53%	0	0.00%
0022061	0	0.00%	35	7.06%	7	1.41%	5	1.01%	20	4.03%	22	4.44%	0	0.00%
0022090	0	0.00%	41	6.62%	3	0.48%	0	0.00%	24	3.88%	35	5.65%	0	0.00%
0022139	0	0.00%	50	8.47%	3	0.51%	3	0.51%	18	3.05%	35	5.93%	0	0.00%
0022154	0	0.00%	51	7.48%	3	0.44%	0	0.00%	26	3.81%	33	4.84%	0	0.00%
0022337	0	0.00%	32	6.56%	3	0.61%	1	0.20%	16	3.28%	26	5.33%	0	0.00%
0022427	0	0.00%	57	8.60%	7	1.06%	0	0.00%	10	1.51%	64	9.65%	0	0.00%
0022453	0	0.00%	49	6.80%	6	0.83%	2	0.28%	16	2.22%	42	5.83%	0	0.00%
0022491	0	0.00%	26	5.09%	4	0.78%	3	0.59%	10	1.96%	32	6.26%	0	0.00%
0022508	0	0.00%	73	9.05%	10	1.24%	0	0.00%	12	1.49%	46	5.70%	0	0.00%
0022566	0	0.00%	53	7.73%	5	0.73%	1	0.15%	9	1.31%	39	5.69%	1	0.15%
0022685	3	0.33%	57	6.33%	1	0.11%	0	0.00%	13	1.44%	81	8.99%	1	0.11%
0022694	2	0.42%	17	3.60%	1	0.21%	0	0.00%	15	3.18%	34	7.20%	0	0.00%
0022709	4	0.60%	35	5.27%	4	0.60%	0	0.00%	13	1.96%	61	9.19%	0	0.00%
0022763	0	0.00%	39	6.70%	4	0.69%	4	0.69%	14	2.41%	37	6.36%	0	0.00%
0022824	1	0.34%	17	5.84%	1	0.34%	0	0.00%	4	1.37%	18	6.19%	0	0.00%
0022847	2	0.56%	22	6.16%	5	1.40%	0	0.00%	9	2.52%	27	7.56%	0	0.00%
0022873	2	0.29%	42	6.14%	5	0.73%	2	0.29%	9	1.32%	55	8.04%	0	0.00%
0022898	0	0.00%	0	0.00%	0	0.00%	0	0.00%	1	6.67%	0	0.00%	0	0.00%
0022997	1	0.14%	43	6.20%	3	0.43%	2	0.29%	9	1.30%	53	7.65%	1	0.14%
0023002	1	0.11%	76	8.33%	4	0.44%	1	0.11%	12	1.32%	46	5.04%	1	0.11%
0023077	3	0.40%	67	8.87%	4	0.53%	1	0.13%	10	1.32%	48	6.36%	0	0.00%
0023172	1	0.15%	64	9.89%	7	1.08%	0	0.00%	17	2.63%	37	5.72%	0	0.00%
0023240	4	0.68%	74	12.61%	3	0.51%	0	0.00%	2	0.34%	27	4.60%	0	0.00%
0023295	2	0.32%	56	8.99%	5	0.80%	2	0.32%	6	0.96%	33	5.30%	0	0.00%
0023313	0	0.00%	72	8.93%	2	0.25%	3	0.37%	16	1.99%	53	6.58%	0	0.00%
0023414	1	0.12%	73	8.95%	2	0.25%	1	0.12%	9	1.10%	50	6.13%	0	0.00%
0023519	0	0.00%	60	8.39%	0	0.00%	2	0.28%	11	1.54%	63	8.81%	0	0.00%
0023641	0	0.00%	59	7.81%	5	0.66%	0	0.00%	15	1.99%	52	6.89%	0	0.00%
0023704	0	0.00%	54	7.86%	1	0.15%	1	0.15%	10	1.46%	45	6.55%	0	0.00%
0023835	1	0.13%	54	7.26%	8	1.08%	0	0.00%	21	2.82%	88	11.83%	1	0.13%
0023905	0	0.00%	49	7.85%	7	1.12%	0	0.00%	6	0.96%	35	5.61%	0	0.00%
0023970	2	0.34%	51	8.75%	9	1.54%	1	0.17%	9	1.54%	32	5.49%	0	0.00%

Precinct	ROBERT C. NEWMAN II (REP)		DENNIS RICHTER (NPP)		BRANDON M. ROSS (DEM)		SAM L. GALLUCCI (REP)		TED GAINES (REP)		CAITLYN JENNER (REP)		LEO S. ZACKY (REP)	
0022056	1	0.13%	0	0.00%	19	2.39%	0	0.00%	14	1.76%	6	0.75%	0	0.00%
0022061	0	0.00%	0	0.00%	11	2.22%	0	0.00%	6	1.21%	3	0.60%	0	0.00%
0022090	0	0.00%	0	0.00%	32	5.17%	3	0.48%	7	1.13%	6	0.97%	1	0.16%
0022139	0	0.00%	1	0.17%	25	4.24%	2	0.34%	14	2.37%	6	1.02%	0	0.00%
0022154	0	0.00%	0	0.00%	6	0.88%	0	0.00%	10	1.47%	3	0.44%	0	0.00%
0022337	3	0.61%	0	0.00%	14	2.87%	1	0.20%	12	2.46%	9	1.84%	0	0.00%
0022427	1	0.15%	1	0.15%	20	3.02%	1	0.15%	7	1.06%	7	1.06%	0	0.00%
0022453	3	0.42%	1	0.14%	34	4.72%	1	0.14%	27	3.74%	4	0.55%	0	0.00%
0022491	3	0.59%	1	0.20%	23	4.50%	0	0.00%	1	0.20%	7	1.37%	0	0.00%
0022508	3	0.37%	0	0.00%	29	3.59%	0	0.00%	16	1.98%	1	0.12%	2	0.25%
0022566	1	0.15%	1	0.15%	25	3.64%	3	0.44%	13	1.90%	7	1.02%	0	0.00%
0022685	0	0.00%	1	0.11%	40	4.44%	1	0.11%	25	2.77%	14	1.55%	0	0.00%
0022694	2	0.42%	2	0.42%	15	3.18%	2	0.42%	9	1.91%	7	1.48%	1	0.21%
0022709	2	0.30%	1	0.15%	18	2.71%	0	0.00%	17	2.56%	6	0.90%	0	0.00%
0022763	1	0.17%	0	0.00%	23	3.95%	0	0.00%	8	1.37%	6	1.03%	1	0.17%
0022824	3	1.03%	0	0.00%	11	3.78%	0	0.00%	2	0.69%	4	1.37%	0	0.00%
0022847	1	0.28%	0	0.00%	19	5.32%	0	0.00%	5	1.40%	3	0.84%	0	0.00%
0022873	1	0.15%	0	0.00%	27	3.95%	1	0.15%	19	2.78%	5	0.73%	0	0.00%
0022898	0	0.00%	0	0.00%	1	6.67%	0	0.00%	0	0.00%	1	6.67%	0	0.00%
0022997	0	0.00%	0	0.00%	31	4.47%	1	0.14%	22	3.17%	10	1.44%	0	0.00%
0023002	2	0.22%	3	0.33%	41	4.50%	0	0.00%	15	1.64%	14	1.54%	1	0.11%
0023077	1	0.13%	1	0.13%	30	3.97%	1	0.13%	20	2.65%	12	1.59%	0	0.00%
0023172	1	0.15%	1	0.15%	12	1.85%	0	0.00%	18	2.78%	9	1.39%	0	0.00%
0023240	1	0.17%	0	0.00%	11	1.87%	1	0.17%	19	3.24%	7	1.19%	0	0.00%
0023295	1	0.16%	0	0.00%	17	2.73%	0	0.00%	9	1.44%	5	0.80%	0	0.00%
0023313	4	0.50%	0	0.00%	35	4.34%	3	0.37%	16	1.99%	9	1.12%	0	0.00%
0023414	2	0.25%	0	0.00%	31	3.80%	1	0.12%	14	1.72%	8	0.98%	0	0.00%
0023519	0	0.00%	1	0.14%	26	3.64%	2	0.28%	15	2.10%	6	0.84%	0	0.00%
0023641	1	0.13%	1	0.13%	33	4.37%	4	0.53%	21	2.78%	21	2.78%	1	0.13%
0023704	1	0.15%	1	0.15%	24	3.49%	1	0.15%	17	2.47%	10	1.46%	1	0.15%
0023835	0	0.00%	0	0.00%	24	3.23%	0	0.00%	17	2.28%	11	1.48%	0	0.00%
0023905	0	0.00%	2	0.32%	14	2.24%	4	0.64%	13	2.08%	11	1.76%	1	0.16%
0023970	2	0.34%	1	0.17%	22	3.77%	2	0.34%	8	1.37%	4	0.69%	0	0.00%

Precinct	JENNY RAE LE ROUX (REP)		DAVID LOZANO (REP)		STEVE CHAVEZ LODGE (REP)		MICHAEL LOEBBS (NPP)		DENIS LUCEY (NPP)		DIEGO MARTINEZ (REP)		JEREMIAH "JEREMY" MARCINIAK (NPP)	
0022056	4	0.50%	1	0.13%	1	0.13%	0	0.00%	1	0.13%	0	0.00%	0	0.00%
0022061	1	0.20%	0	0.00%	2	0.40%	2	0.40%	1	0.20%	0	0.00%	0	0.00%
0022090	0	0.00%	0	0.00%	0	0.00%	2	0.32%	0	0.00%	0	0.00%	0	0.00%
0022139	1	0.17%	0	0.00%	0	0.00%	3	0.51%	0	0.00%	0	0.00%	0	0.00%
0022154	3	0.44%	2	0.29%	0	0.00%	0	0.00%	0	0.00%	0	0.00%	0	0.00%
0022337	2	0.41%	0	0.00%	0	0.00%	0	0.00%	0	0.00%	2	0.41%	0	0.00%
0022427	1	0.15%	0	0.00%	1	0.15%	4	0.60%	2	0.30%	1	0.15%	0	0.00%
0022453	5	0.69%	1	0.14%	3	0.42%	1	0.14%	1	0.14%	1	0.14%	3	0.42%
0022491	0	0.00%	1	0.20%	0	0.00%	1	0.20%	0	0.00%	2	0.39%	0	0.00%
0022508	1	0.12%	3	0.37%	0	0.00%	0	0.00%	1	0.12%	0	0.00%	0	0.00%
0022566	1	0.15%	1	0.15%	0	0.00%	1	0.15%	0	0.00%	1	0.15%	2	0.29%
0022685	0	0.00%	3	0.33%	0	0.00%	1	0.11%	0	0.00%	1	0.11%	1	0.11%
0022694	1	0.21%	0	0.00%	1	0.21%	2	0.42%	0	0.00%	0	0.00%	0	0.00%
0022709	3	0.45%	3	0.45%	5	0.75%	1	0.15%	0	0.00%	0	0.00%	0	0.00%
0022763	1	0.17%	0	0.00%	1	0.17%	1	0.17%	0	0.00%	2	0.34%	0	0.00%
0022824	1	0.34%	1	0.34%	0	0.00%	1	0.34%	0	0.00%	0	0.00%	0	0.00%
0022847	0	0.00%	0	0.00%	0	0.00%	1	0.28%	0	0.00%	0	0.00%	0	0.00%
0022873	1	0.15%	0	0.00%	1	0.15%	2	0.29%	0	0.00%	0	0.00%	0	0.00%
0022898	0	0.00%	0	0.00%	0	0.00%	0	0.00%	0	0.00%	0	0.00%	0	0.00%
0022997	1	0.14%	2	0.29%	2	0.29%	2	0.29%	1	0.14%	1	0.14%	0	0.00%
0023002	2	0.22%	0	0.00%	1	0.11%	2	0.22%	0	0.00%	0	0.00%	0	0.00%
0023077	4	0.53%	1	0.13%	2	0.26%	1	0.13%	0	0.00%	0	0.00%	0	0.00%
0023172	2	0.31%	0	0.00%	2	0.31%	3	0.46%	0	0.00%	1	0.15%	0	0.00%
0023240	0	0.00%	0	0.00%	1	0.17%	0	0.00%	1	0.17%	1	0.17%	0	0.00%
0023295	0	0.00%	0	0.00%	2	0.32%	0	0.00%	0	0.00%	1	0.16%	0	0.00%
0023313	3	0.37%	0	0.00%	2	0.25%	3	0.37%	0	0.00%	0	0.00%	0	0.00%
0023414	4	0.49%	0	0.00%	3	0.37%	2	0.25%	0	0.00%	0	0.00%	0	0.00%
0023519	1	0.14%	2	0.28%	2	0.28%	0	0.00%	1	0.14%	0	0.00%	1	0.14%
0023641	2	0.26%	0	0.00%	2	0.26%	2	0.26%	0	0.00%	3	0.40%	0	0.00%
0023704	1	0.15%	0	0.00%	2	0.29%	3	0.44%	0	0.00%	1	0.15%	1	0.15%
0023835	2	0.27%	1	0.13%	2	0.27%	4	0.54%	0	0.00%	0	0.00%	0	0.00%
0023905	1	0.16%	0	0.00%	0	0.00%	3	0.48%	0	0.00%	0	0.00%	0	0.00%
0023970	1	0.17%	2	0.34%	0	0.00%	2	0.34%	0	0.00%	0	0.00%	0	0.00%

Precinct	DANIEL MERCURI (REP)		JACQUELINE MCGOWAN (DEM)		DAVID MOORE (NPP)		DAVID ALEXANDER BRAMANTE (REP)		HOLLY L. BAABE (DEM)		ANGELYNE (NPP)		JAMES G. HANINK (NPP)	
0022056	0	0.00%	10	1.26%	1	0.13%	0	0.00%	3	0.38%	0	0.00%	0	0.00%
0022061	0	0.00%	2	0.40%	0	0.00%	0	0.00%	3	0.60%	1	0.20%	0	0.00%
0022090	1	0.16%	2	0.32%	0	0.00%	1	0.16%	3	0.48%	2	0.32%	0	0.00%
0022139	0	0.00%	2	0.34%	0	0.00%	2	0.34%	3	0.51%	0	0.00%	0	0.00%
0022154	4	0.59%	6	0.88%	3	0.44%	1	0.15%	2	0.29%	0	0.00%	0	0.00%
0022337	0	0.00%	8	1.64%	1	0.20%	1	0.20%	1	0.20%	1	0.20%	1	0.20%
0022427	4	0.60%	13	1.96%	0	0.00%	0	0.00%	1	0.15%	3	0.45%	0	0.00%
0022453	0	0.00%	11	1.53%	0	0.00%	0	0.00%	6	0.83%	0	0.00%	1	0.14%
0022491	0	0.00%	9	1.76%	1	0.20%	0	0.00%	6	1.17%	1	0.20%	1	0.20%
0022508	0	0.00%	19	2.35%	1	0.12%	0	0.00%	3	0.37%	0	0.00%	0	0.00%
0022566	0	0.00%	18	2.62%	2	0.29%	0	0.00%	4	0.58%	0	0.00%	0	0.00%
0022685	1	0.11%	12	1.33%	0	0.00%	1	0.11%	4	0.44%	0	0.00%	0	0.00%
0022694	0	0.00%	9	1.91%	0	0.00%	1	0.21%	2	0.42%	1	0.21%	2	0.42%
0022709	1	0.15%	20	3.01%	3	0.45%	0	0.00%	5	0.75%	1	0.15%	1	0.15%
0022763	0	0.00%	10	1.72%	2	0.34%	4	0.69%	8	1.37%	0	0.00%	0	0.00%
0022824	0	0.00%	19	6.53%	1	0.34%	1	0.34%	1	0.34%	4	1.37%	0	0.00%
0022847	0	0.00%	17	4.76%	1	0.28%	0	0.00%	2	0.56%	0	0.00%	0	0.00%
0022873	0	0.00%	13	1.90%	0	0.00%	0	0.00%	5	0.73%	2	0.29%	0	0.00%
0022898	0	0.00%	0	0.00%	0	0.00%	0	0.00%	0	0.00%	1	6.67%	0	0.00%
0022997	0	0.00%	11	1.59%	2	0.29%	0	0.00%	6	0.87%	1	0.14%	1	0.14%
0023002	1	0.11%	16	1.75%	1	0.11%	5	0.55%	6	0.66%	0	0.00%	0	0.00%
0023077	1	0.13%	20	2.65%	0	0.00%	1	0.13%	2	0.26%	2	0.26%	0	0.00%
0023172	3	0.46%	15	2.32%	0	0.00%	0	0.00%	4	0.62%	0	0.00%	0	0.00%
0023240	2	0.34%	15	2.56%	3	0.51%	2	0.34%	3	0.51%	0	0.00%	0	0.00%
0023295	0	0.00%	22	3.53%	0	0.00%	1	0.16%	4	0.64%	1	0.16%	0	0.00%
0023313	1	0.12%	31	3.85%	2	0.25%	0	0.00%	4	0.50%	2	0.25%	0	0.00%
0023414	1	0.12%	13	1.59%	1	0.12%	1	0.12%	5	0.61%	2	0.25%	0	0.00%
0023519	0	0.00%	5	0.70%	1	0.14%	1	0.14%	6	0.84%	3	0.42%	2	0.28%
0023641	3	0.40%	18	2.38%	2	0.26%	1	0.13%	5	0.66%	1	0.13%	1	0.13%
0023704	2	0.29%	9	1.31%	0	0.00%	2	0.29%	3	0.44%	0	0.00%	2	0.29%
0023835	0	0.00%	11	1.48%	2	0.27%	1	0.13%	3	0.40%	2	0.27%	0	0.00%
0023905	0	0.00%	12	1.92%	0	0.00%	0	0.00%	2	0.32%	2	0.32%	0	0.00%
0023970	1	0.17%	9	1.54%	1	0.17%	2	0.34%	0	0.00%	0	0.00%	1	0.17%

Precinct	DAVID HILLBERG (REP)		JEFF HEWITT (LIB)		JOHN R. DRAKE (DEM)		LARRY A. ELDER (REP)		KEVIN PAFFRATH (DEM)		ADAM PAPAGAN (NPP)		ARMANDO "MANDO" PEREZ- SERRATO (DEM)	
0022056	1	0.13%	2	0.25%	7	0.88%	487	61.26%	44	5.53%	0	0.00%	0	0.00%
0022061	0	0.00%	3	0.60%	3	0.60%	303	61.09%	24	4.84%	0	0.00%	1	0.20%
0022090	0	0.00%	2	0.32%	4	0.65%	374	60.42%	24	3.88%	0	0.00%	1	0.16%
0022139	0	0.00%	1	0.17%	3	0.51%	341	57.80%	31	5.25%	2	0.34%	0	0.00%
0022154	0	0.00%	0	0.00%	2	0.29%	451	66.13%	36	5.28%	0	0.00%	1	0.15%
0022337	0	0.00%	2	0.41%	5	1.02%	280	57.38%	19	3.89%	0	0.00%	6	1.23%
0022427	0	0.00%	4	0.60%	4	0.60%	355	53.54%	33	4.98%	0	0.00%	4	0.60%
0022453	2	0.28%	5	0.69%	6	0.83%	386	53.54%	47	6.52%	0	0.00%	2	0.28%
0022491	0	0.00%	2	0.39%	1	0.20%	273	53.42%	36	7.05%	0	0.00%	4	0.78%
0022508	0	0.00%	5	0.62%	0	0.00%	456	56.51%	43	5.33%	0	0.00%	5	0.62%
0022566	0	0.00%	2	0.29%	3	0.44%	380	55.39%	49	7.14%	1	0.15%	5	0.73%
0022685	0	0.00%	4	0.44%	4	0.44%	481	53.39%	53	5.88%	0	0.00%	0	0.00%
0022694	0	0.00%	1	0.21%	2	0.42%	250	52.97%	35	7.42%	0	0.00%	2	0.42%
0022709	0	0.00%	6	0.90%	3	0.45%	337	50.75%	51	7.68%	0	0.00%	5	0.75%
0022763	0	0.00%	1	0.17%	5	0.86%	292	50.17%	40	6.87%	0	0.00%	4	0.69%
0022824	0	0.00%	0	0.00%	7	2.41%	125	42.96%	24	8.25%	0	0.00%	7	2.41%
0022847	0	0.00%	1	0.28%	3	0.84%	169	47.34%	30	8.40%	0	0.00%	2	0.56%
0022873	0	0.00%	7	1.02%	3	0.44%	367	53.65%	53	7.75%	0	0.00%	2	0.29%
0022898	0	0.00%	0	0.00%	0	0.00%	6	40.00%	1	6.67%	0	0.00%	0	0.00%
0022997	0	0.00%	2	0.29%	3	0.43%	373	53.82%	44	6.35%	0	0.00%	0	0.00%
0023002	0	0.00%	5	0.55%	2	0.22%	526	57.68%	49	5.37%	0	0.00%	2	0.22%
0023077	0	0.00%	7	0.93%	1	0.13%	396	52.45%	43	5.70%	0	0.00%	2	0.26%
0023172	0	0.00%	5	0.77%	2	0.31%	345	53.32%	39	6.03%	0	0.00%	4	0.62%
0023240	1	0.17%	6	1.02%	4	0.68%	312	53.15%	39	6.64%	0	0.00%	2	0.34%
0023295	1	0.16%	3	0.48%	0	0.00%	355	56.98%	43	6.90%	0	0.00%	2	0.32%
0023313	1	0.12%	5	0.62%	4	0.50%	383	47.52%	45	5.58%	1	0.12%	7	0.87%
0023414	0	0.00%	4	0.49%	4	0.49%	459	56.25%	48	5.88%	0	0.00%	1	0.12%
0023519	0	0.00%	5	0.70%	3	0.42%	386	53.99%	46	6.43%	0	0.00%	0	0.00%
0023641	0	0.00%	4	0.53%	3	0.40%	385	50.99%	50	6.62%	0	0.00%	0	0.00%
0023704	0	0.00%	6	0.87%	6	0.87%	380	55.31%	34	4.95%	1	0.15%	3	0.44%
0023835	0	0.00%	4	0.54%	2	0.27%	377	50.67%	50	6.72%	0	0.00%	0	0.00%
0023905	0	0.00%	2	0.32%	2	0.32%	364	58.33%	25	4.01%	0	0.00%	4	0.64%
0023970	0	0.00%	7	1.20%	4	0.69%	331	56.78%	34	5.83%	0	0.00%	1	0.17%

Precinct	JOHN COX (REP)		HEATHER COLLINS (G-P)		DANIEL WATTS (DEM)		NICKOLAS WILDSTAR (REP)		SARAH STEPHENS (REP)		DENVER STONER (REP)		JOE M. SYMMON (REP)	
0022056	26	3.27%	4	0.50%	7	0.88%	0	0.00%	0	0.00%	0	0.00%	1	0.13%
0022061	11	2.22%	0	0.00%	9	1.81%	0	0.00%	1	0.20%	2	0.40%	0	0.00%
0022090	30	4.85%	2	0.32%	7	1.13%	0	0.00%	0	0.00%	0	0.00%	1	0.16%
0022139	12	2.03%	2	0.34%	5	0.85%	0	0.00%	2	0.34%	2	0.34%	0	0.00%
0022154	16	2.35%	0	0.00%	8	1.17%	0	0.00%	0	0.00%	0	0.00%	0	0.00%
0022337	12	2.46%	8	1.64%	9	1.84%	0	0.00%	0	0.00%	3	0.61%	0	0.00%
0022427	31	4.68%	3	0.45%	9	1.36%	0	0.00%	1	0.15%	3	0.45%	0	0.00%
0022453	28	3.88%	2	0.28%	12	1.66%	1	0.14%	0	0.00%	3	0.42%	0	0.00%
0022491	27	5.28%	1	0.20%	10	1.96%	1	0.20%	0	0.00%	1	0.20%	3	0.59%
0022508	33	4.09%	2	0.25%	9	1.12%	1	0.12%	0	0.00%	2	0.25%	0	0.00%
0022566	29	4.23%	5	0.73%	9	1.31%	0	0.00%	2	0.29%	3	0.44%	0	0.00%
0022685	59	6.55%	4	0.44%	16	1.78%	0	0.00%	1	0.11%	1	0.11%	0	0.00%
0022694	27	5.72%	4	0.85%	13	2.75%	0	0.00%	0	0.00%	2	0.42%	0	0.00%
0022709	23	3.46%	3	0.45%	13	1.96%	0	0.00%	1	0.15%	2	0.30%	0	0.00%
0022763	32	5.50%	3	0.52%	11	1.89%	1	0.17%	0	0.00%	1	0.17%	0	0.00%
0022824	9	3.09%	3	1.03%	14	4.81%	0	0.00%	1	0.34%	4	1.37%	0	0.00%
0022847	21	5.88%	1	0.28%	10	2.80%	1	0.28%	0	0.00%	3	0.84%	0	0.00%
0022873	32	4.68%	8	1.17%	10	1.46%	0	0.00%	0	0.00%	2	0.29%	0	0.00%
0022898	1	6.67%	0	0.00%	2	13.33%	0	0.00%	0	0.00%	0	0.00%	0	0.00%
0022997	27	3.90%	7	1.01%	16	2.31%	0	0.00%	1	0.14%	2	0.29%	0	0.00%
0023002	34	3.73%	11	1.21%	11	1.21%	0	0.00%	3	0.33%	2	0.22%	0	0.00%
0023077	45	5.96%	3	0.40%	12	1.59%	0	0.00%	0	0.00%	3	0.40%	0	0.00%
0023172	24	3.71%	2	0.31%	19	2.94%	0	0.00%	0	0.00%	0	0.00%	0	0.00%
0023240	18	3.07%	1	0.17%	8	1.36%	0	0.00%	1	0.17%	3	0.51%	0	0.00%
0023295	22	3.53%	4	0.64%	11	1.77%	0	0.00%	1	0.16%	1	0.16%	0	0.00%
0023313	46	5.71%	5	0.62%	26	3.23%	0	0.00%	0	0.00%	2	0.25%	0	0.00%
0023414	37	4.53%	4	0.49%	15	1.84%	0	0.00%	0	0.00%	1	0.12%	0	0.00%
0023519	22	3.08%	5	0.70%	23	3.22%	0	0.00%	0	0.00%	6	0.84%	0	0.00%
0023641	26	3.44%	3	0.40%	12	1.59%	0	0.00%	0	0.00%	0	0.00%	0	0.00%
0023704	44	6.40%	2	0.29%	6	0.87%	1	0.15%	2	0.29%	5	0.73%	0	0.00%
0023835	30	4.03%	2	0.27%	12	1.61%	1	0.13%	1	0.13%	1	0.13%	0	0.00%
0023905	32	5.13%	6	0.96%	15	2.40%	0	0.00%	2	0.32%	1	0.16%	0	0.00%
0023970	25	4.29%	1	0.17%	4	0.69%	1	0.17%	1	0.17%	0	0.00%	0	0.00%

Precinct	MAJOR SINGH (NPP)		DOUG OSE (REP)		Write-in		Total Votes	ROXANNE Qualified Write In		STACY SMITH Qualified Write In		MAJOR WILLIAMS Qualified Write In	
0022056	9	1.13%	8	1.01%	0	0.00%	795	0	0.00%	0	0.00%	0	0.00%
0022061	9	1.81%	5	1.01%	1	0.20%	496	0	0.00%	0	0.00%	1	0.20%
0022090	5	0.81%	5	0.81%	0	0.00%	619	0	0.00%	0	0.00%	0	0.00%
0022139	14	2.37%	6	1.02%	0	0.00%	590	0	0.00%	0	0.00%	0	0.00%
0022154	7	1.03%	4	0.59%	2	0.29%	682	0	0.00%	0	0.00%	2	0.29%
0022337	0	0.00%	7	1.43%	0	0.00%	488	0	0.00%	0	0.00%	0	0.00%
0022427	1	0.15%	6	0.90%	3	0.45%	663	0	0.00%	0	0.00%	3	0.45%
0022453	1	0.14%	6	0.83%	0	0.00%	721	0	0.00%	0	0.00%	0	0.00%
0022491	5	0.98%	10	1.96%	0	0.00%	511	0	0.00%	0	0.00%	0	0.00%
0022508	1	0.12%	18	2.23%	8	0.99%	807	0	0.00%	0	0.00%	8	0.99%
0022566	2	0.29%	3	0.44%	2	0.29%	686	0	0.00%	0	0.00%	2	0.29%
0022685	0	0.00%	15	1.66%	0	0.00%	901	0	0.00%	0	0.00%	0	0.00%
0022694	0	0.00%	5	1.06%	2	0.42%	472	0	0.00%	0	0.00%	2	0.42%
0022709	0	0.00%	8	1.20%	3	0.45%	664	0	0.00%	0	0.00%	3	0.45%
0022763	7	1.20%	12	2.06%	2	0.34%	582	0	0.00%	0	0.00%	2	0.34%
0022824	0	0.00%	7	2.41%	0	0.00%	291	0	0.00%	0	0.00%	0	0.00%
0022847	0	0.00%	1	0.28%	0	0.00%	357	0	0.00%	0	0.00%	0	0.00%
0022873	0	0.00%	3	0.44%	2	0.29%	684	0	0.00%	0	0.00%	2	0.29%
0022898	0	0.00%	1	6.67%	0	0.00%	15	0	0.00%	0	0.00%	0	0.00%
0022997	0	0.00%	7	1.01%	1	0.14%	693	0	0.00%	0	0.00%	1	0.14%
0023002	2	0.22%	9	0.99%	4	0.44%	912	0	0.00%	0	0.00%	4	0.44%
0023077	1	0.13%	9	1.19%	0	0.00%	755	0	0.00%	0	0.00%	0	0.00%
0023172	1	0.15%	5	0.77%	1	0.15%	647	0	0.00%	0	0.00%	1	0.15%
0023240	0	0.00%	10	1.70%	0	0.00%	587	0	0.00%	0	0.00%	0	0.00%
0023295	0	0.00%	9	1.44%	2	0.32%	623	0	0.00%	0	0.00%	2	0.32%
0023313	1	0.12%	12	1.49%	1	0.12%	806	0	0.00%	0	0.00%	1	0.12%
0023414	1	0.12%	13	1.59%	1	0.12%	816	1	0.12%	0	0.00%	0	0.00%
0023519	2	0.28%	4	0.56%	0	0.00%	715	0	0.00%	0	0.00%	0	0.00%
0023641	3	0.40%	12	1.59%	2	0.26%	755	0	0.00%	0	0.00%	2	0.26%
0023704	0	0.00%	3	0.44%	1	0.15%	687	0	0.00%	0	0.00%	1	0.15%
0023835	0	0.00%	8	1.08%	1	0.13%	744	0	0.00%	0	0.00%	1	0.13%
0023905	1	0.16%	6	0.96%	0	0.00%	624	0	0.00%	0	0.00%	0	0.00%
0023970	0	0.00%	9	1.54%	0	0.00%	583	0	0.00%	0	0.00%	0	0.00%

Precinct	THUY E. HUGENS Qualified Write In		MIKI HABRYN Qualified Write In		VINCE LUNDGREN Qualified Write In		VIVEK B. MOHAN Qualified Write In	
0022056	0	0.00%	0	0.00%	0	0.00%	0	0.00%
0022061	0	0.00%	0	0.00%	0	0.00%	0	0.00%
0022090	0	0.00%	0	0.00%	0	0.00%	0	0.00%
0022139	0	0.00%	0	0.00%	0	0.00%	0	0.00%
0022154	0	0.00%	0	0.00%	0	0.00%	0	0.00%
0022337	0	0.00%	0	0.00%	0	0.00%	0	0.00%
0022427	0	0.00%	0	0.00%	0	0.00%	0	0.00%
0022453	0	0.00%	0	0.00%	0	0.00%	0	0.00%
0022491	0	0.00%	0	0.00%	0	0.00%	0	0.00%
0022508	0	0.00%	0	0.00%	0	0.00%	0	0.00%
0022566	0	0.00%	0	0.00%	0	0.00%	0	0.00%
0022685	0	0.00%	0	0.00%	0	0.00%	0	0.00%
0022694	0	0.00%	0	0.00%	0	0.00%	0	0.00%
0022709	0	0.00%	0	0.00%	0	0.00%	0	0.00%
0022763	0	0.00%	0	0.00%	0	0.00%	0	0.00%
0022824	0	0.00%	0	0.00%	0	0.00%	0	0.00%
0022847	0	0.00%	0	0.00%	0	0.00%	0	0.00%
0022873	0	0.00%	0	0.00%	0	0.00%	0	0.00%
0022898	0	0.00%	0	0.00%	0	0.00%	0	0.00%
0022997	0	0.00%	0	0.00%	0	0.00%	0	0.00%
0023002	0	0.00%	0	0.00%	0	0.00%	0	0.00%
0023077	0	0.00%	0	0.00%	0	0.00%	0	0.00%
0023172	0	0.00%	0	0.00%	0	0.00%	0	0.00%
0023240	0	0.00%	0	0.00%	0	0.00%	0	0.00%
0023295	0	0.00%	0	0.00%	0	0.00%	0	0.00%
0023313	0	0.00%	0	0.00%	0	0.00%	0	0.00%
0023414	0	0.00%	0	0.00%	0	0.00%	0	0.00%
0023519	0	0.00%	0	0.00%	0	0.00%	0	0.00%
0023641	0	0.00%	0	0.00%	0	0.00%	0	0.00%
0023704	0	0.00%	0	0.00%	0	0.00%	0	0.00%
0023835	0	0.00%	0	0.00%	0	0.00%	0	0.00%
0023905	0	0.00%	0	0.00%	0	0.00%	0	0.00%
0023970	0	0.00%	0	0.00%	0	0.00%	0	0.00%

Precinct	Times Cast	Registered Voters	Undervotes	Overvotes
0024058	0	0	0	0
0024148	770	1,628	273	3
0024182	598	1,368	210	2
0024259	899	1,723	297	1
0024263	6	23	2	0
0024352	1,147	1,887	373	0
0024385	194	342	80	0
0024438	0	0	0	0
0024500	975	1,647	373	3
0024568	1,226	1,623	473	1
0024651	710	1,533	375	5
0024669	1,032	1,949	443	6
0024716	867	1,588	368	3
0024753	1,119	1,756	508	2
0024832	951	1,432	354	3
0024874	964	1,546	420	2
0024908	957	1,453	442	0
0024927	935	1,295	319	3
0025040	554	1,386	224	0
0025076	970	1,634	339	6
0025155	1,112	1,798	416	2
0025432	1,086	1,839	436	6
0025493	1,206	1,706	433	3
0025560	1,196	1,749	445	4
0025588	1,367	1,771	463	2
0025703	1,153	1,526	484	3
0025789	1,346	1,954	494	6
0025919	1,052	1,470	358	0
0025935	1,013	1,411	360	1
0025990	970	1,651	381	1
0026069	971	1,530	370	2
0026145	1,016	1,470	307	2
0026180	913	1,422	307	0

Precinct	DAN KAPELOVITZ (G-P)		KEVIN K. KAUL (NPP)	
0024058	0		0	
0024148	4	0.81%	0	0.00%
0024182	2	0.52%	1	0.26%
0024259	3	0.50%	3	0.50%
0024263	0	0.00%	0	0.00%
0024352	4	0.52%	0	0.00%
0024385	1	0.88%	0	0.00%
0024438	0		0	
0024500	3	0.50%	1	0.17%
0024568	6	0.80%	0	0.00%
0024651	1	0.30%	0	0.00%
0024669	7	1.20%	0	0.00%
0024716	2	0.40%	1	0.20%
0024753	9	1.48%	0	0.00%
0024832	3	0.51%	1	0.17%
0024874	6	1.11%	0	0.00%
0024908	4	0.78%	0	0.00%
0024927	5	0.82%	0	0.00%
0025040	6	1.82%	0	0.00%
0025076	6	0.96%	2	0.32%
0025155	5	0.72%	1	0.14%
0025432	3	0.47%	0	0.00%
0025493	1	0.13%	0	0.00%
0025560	11	1.47%	0	0.00%
0025588	2	0.22%	1	0.11%
0025703	7	1.05%	0	0.00%
0025789	10	1.18%	1	0.12%
0025919	6	0.86%	0	0.00%
0025935	6	0.92%	0	0.00%
0025990	5	0.85%	2	0.34%
0026069	1	0.17%	0	0.00%
0026145	2	0.28%	0	0.00%
0026180	3	0.50%	0	0.00%

Precinct	CHAUNCEY "SLIM" KILLENS (REP)		KEVIN KILEY (REP)		PATRICK KILPATRICK (DEM)		ANTHONY TRIMINO (REP)		JOEL VENTRESCA (DEM)		KEVIN L. FAULCONER (REP)		RHONDA FURIN (REP)	
0024058	0		0		0		0		0		0		0	
0024148	0	0.00%	34	6.88%	3	0.61%	3	0.61%	5	1.01%	32	6.48%	0	0.00%
0024182	0	0.00%	29	7.51%	4	1.04%	1	0.26%	6	1.55%	12	3.11%	0	0.00%
0024259	1	0.17%	48	7.99%	1	0.17%	0	0.00%	10	1.66%	24	3.99%	1	0.17%
0024263	0	0.00%	0	0.00%	0	0.00%	0	0.00%	0	0.00%	0	0.00%	0	0.00%
0024352	1	0.13%	68	8.79%	1	0.13%	1	0.13%	14	1.81%	75	9.69%	0	0.00%
0024385	0	0.00%	4	3.51%	2	1.75%	0	0.00%	6	5.26%	10	8.77%	0	0.00%
0024438	0		0		0		0		0		0		0	
0024500	1	0.17%	39	6.51%	6	1.00%	0	0.00%	12	2.00%	52	8.68%	0	0.00%
0024568	1	0.13%	42	5.59%	6	0.80%	2	0.27%	6	0.80%	94	12.50%	0	0.00%
0024651	0	0.00%	20	6.06%	1	0.30%	0	0.00%	9	2.73%	11	3.33%	0	0.00%
0024669	1	0.17%	25	4.29%	6	1.03%	3	0.51%	20	3.43%	40	6.86%	2	0.34%
0024716	2	0.40%	15	3.02%	6	1.21%	2	0.40%	15	3.02%	43	8.67%	0	0.00%
0024753	0	0.00%	34	5.58%	9	1.48%	1	0.16%	14	2.30%	82	13.46%	0	0.00%
0024832	0	0.00%	37	6.23%	6	1.01%	1	0.17%	17	2.86%	54	9.09%	0	0.00%
0024874	0	0.00%	30	5.54%	2	0.37%	4	0.74%	26	4.80%	48	8.86%	0	0.00%
0024908	2	0.39%	41	7.96%	3	0.58%	0	0.00%	12	2.33%	56	10.87%	0	0.00%
0024927	0	0.00%	36	5.87%	3	0.49%	1	0.16%	10	1.63%	77	12.56%	1	0.16%
0025040	0	0.00%	22	6.67%	2	0.61%	0	0.00%	2	0.61%	18	5.45%	0	0.00%
0025076	1	0.16%	42	6.72%	2	0.32%	2	0.32%	10	1.60%	37	5.92%	0	0.00%
0025155	2	0.29%	42	6.05%	4	0.58%	0	0.00%	14	2.02%	49	7.06%	0	0.00%
0025432	0	0.00%	39	6.06%	7	1.09%	0	0.00%	24	3.73%	55	8.54%	0	0.00%
0025493	0	0.00%	37	4.81%	3	0.39%	2	0.26%	24	3.12%	76	9.87%	1	0.13%
0025560	1	0.13%	43	5.76%	1	0.13%	3	0.40%	11	1.47%	68	9.10%	1	0.13%
0025588	0	0.00%	68	7.54%	8	0.89%	2	0.22%	14	1.55%	100	11.09%	0	0.00%
0025703	1	0.15%	49	7.36%	4	0.60%	0	0.00%	16	2.40%	112	16.82%	0	0.00%
0025789	0	0.00%	51	6.03%	2	0.24%	2	0.24%	15	1.77%	76	8.98%	2	0.24%
0025919	0	0.00%	36	5.19%	0	0.00%	0	0.00%	15	2.16%	105	15.13%	0	0.00%
0025935	0	0.00%	43	6.60%	4	0.61%	3	0.46%	13	1.99%	69	10.58%	0	0.00%
0025990	1	0.17%	28	4.76%	13	2.21%	1	0.17%	20	3.40%	53	9.01%	1	0.17%
0026069	1	0.17%	40	6.68%	3	0.50%	0	0.00%	5	0.83%	52	8.68%	3	0.50%
0026145	0	0.00%	55	7.78%	7	0.99%	3	0.42%	15	2.12%	70	9.90%	1	0.14%
0026180	1	0.17%	54	8.91%	2	0.33%	0	0.00%	7	1.16%	50	8.25%	0	0.00%

Precinct	ROBERT C. NEWMAN II (REP)		DENNIS RICHTER (NPP)		BRANDON M. ROSS (DEM)		SAM L. GALLUCCI (REP)		TED GAINES (REP)		CAITLYN JENNER (REP)		LEO S. ZACKY (REP)	
0024058	0		0		0		0		0		0		0	
0024148	1	0.20%	1	0.20%	17	3.44%	5	1.01%	5	1.01%	2	0.40%	0	0.00%
0024182	0	0.00%	1	0.26%	10	2.59%	0	0.00%	4	1.04%	6	1.55%	0	0.00%
0024259	1	0.17%	3	0.50%	27	4.49%	3	0.50%	11	1.83%	10	1.66%	0	0.00%
0024263	0	0.00%	0	0.00%	0	0.00%	0	0.00%	0	0.00%	0	0.00%	0	0.00%
0024352	0	0.00%	1	0.13%	40	5.17%	0	0.00%	9	1.16%	8	1.03%	0	0.00%
0024385	1	0.88%	0	0.00%	2	1.75%	0	0.00%	3	2.63%	1	0.88%	0	0.00%
0024438	0		0		0		0		0		0		0	
0024500	3	0.50%	1	0.17%	37	6.18%	0	0.00%	4	0.67%	6	1.00%	1	0.17%
0024568	0	0.00%	0	0.00%	28	3.72%	0	0.00%	20	2.66%	7	0.93%	0	0.00%
0024651	1	0.30%	1	0.30%	38	11.52%	0	0.00%	4	1.21%	8	2.42%	0	0.00%
0024669	1	0.17%	0	0.00%	27	4.63%	7	1.20%	4	0.69%	13	2.23%	0	0.00%
0024716	0	0.00%	6	1.21%	21	4.23%	2	0.40%	3	0.60%	5	1.01%	0	0.00%
0024753	2	0.33%	0	0.00%	26	4.27%	3	0.49%	10	1.64%	9	1.48%	0	0.00%
0024832	1	0.17%	0	0.00%	27	4.55%	0	0.00%	17	2.86%	8	1.35%	0	0.00%
0024874	0	0.00%	0	0.00%	30	5.54%	0	0.00%	7	1.29%	8	1.48%	0	0.00%
0024908	1	0.19%	3	0.58%	32	6.21%	0	0.00%	8	1.55%	6	1.17%	1	0.19%
0024927	1	0.16%	3	0.49%	15	2.45%	0	0.00%	11	1.79%	4	0.65%	0	0.00%
0025040	0	0.00%	2	0.61%	20	6.06%	1	0.30%	4	1.21%	11	3.33%	2	0.61%
0025076	2	0.32%	3	0.48%	30	4.80%	3	0.48%	10	1.60%	9	1.44%	0	0.00%
0025155	0	0.00%	0	0.00%	40	5.76%	0	0.00%	10	1.44%	4	0.58%	0	0.00%
0025432	4	0.62%	1	0.16%	50	7.76%	2	0.31%	7	1.09%	12	1.86%	0	0.00%
0025493	2	0.26%	1	0.13%	45	5.84%	0	0.00%	12	1.56%	7	0.91%	0	0.00%
0025560	2	0.27%	2	0.27%	26	3.48%	0	0.00%	11	1.47%	9	1.20%	1	0.13%
0025588	0	0.00%	2	0.22%	48	5.32%	0	0.00%	16	1.77%	9	1.00%	0	0.00%
0025703	0	0.00%	0	0.00%	32	4.80%	0	0.00%	14	2.10%	8	1.20%	1	0.15%
0025789	1	0.12%	1	0.12%	40	4.73%	0	0.00%	13	1.54%	7	0.83%	0	0.00%
0025919	0	0.00%	1	0.14%	35	5.04%	1	0.14%	6	0.86%	9	1.30%	0	0.00%
0025935	1	0.15%	2	0.31%	32	4.91%	2	0.31%	17	2.61%	4	0.61%	0	0.00%
0025990	1	0.17%	1	0.17%	37	6.29%	1	0.17%	11	1.87%	5	0.85%	3	0.51%
0026069	0	0.00%	1	0.17%	20	3.34%	0	0.00%	12	2.00%	15	2.50%	0	0.00%
0026145	0	0.00%	2	0.28%	23	3.25%	4	0.57%	18	2.55%	8	1.13%	0	0.00%
0026180	0	0.00%	0	0.00%	11	1.82%	0	0.00%	5	0.83%	10	1.65%	0	0.00%

Precinct	JENNY RAE LE ROUX (REP)		DAVID LOZANO (REP)		STEVE CHAVEZ LODGE (REP)		MICHAEL LOEBBS (NPP)		DENIS LUCEY (NPP)		DIEGO MARTINEZ (REP)		JEREMIAH "JEREMY" MARCINIAK (NPP)	
0024058	0		0		0		0		0		0		0	
0024148	1	0.20%	1	0.20%	3	0.61%	2	0.40%	0	0.00%	0	0.00%	1	0.20%
0024182	0	0.00%	0	0.00%	1	0.26%	7	1.81%	1	0.26%	0	0.00%	0	0.00%
0024259	1	0.17%	1	0.17%	3	0.50%	3	0.50%	0	0.00%	0	0.00%	0	0.00%
0024263	0	0.00%	0	0.00%	0	0.00%	0	0.00%	0	0.00%	0	0.00%	0	0.00%
0024352	1	0.13%	0	0.00%	1	0.13%	0	0.00%	0	0.00%	0	0.00%	0	0.00%
0024385	0	0.00%	0	0.00%	0	0.00%	0	0.00%	0	0.00%	0	0.00%	2	1.75%
0024438	0		0		0		0		0		0		0	
0024500	2	0.33%	0	0.00%	2	0.33%	3	0.50%	1	0.17%	1	0.17%	0	0.00%
0024568	1	0.13%	0	0.00%	1	0.13%	3	0.40%	0	0.00%	0	0.00%	0	0.00%
0024651	2	0.61%	0	0.00%	0	0.00%	5	1.52%	0	0.00%	0	0.00%	0	0.00%
0024669	0	0.00%	2	0.34%	3	0.51%	4	0.69%	0	0.00%	0	0.00%	0	0.00%
0024716	2	0.40%	0	0.00%	3	0.60%	0	0.00%	0	0.00%	0	0.00%	1	0.20%
0024753	0	0.00%	1	0.16%	1	0.16%	1	0.16%	0	0.00%	0	0.00%	0	0.00%
0024832	1	0.17%	1	0.17%	0	0.00%	1	0.17%	0	0.00%	0	0.00%	0	0.00%
0024874	0	0.00%	0	0.00%	0	0.00%	2	0.37%	0	0.00%	0	0.00%	0	0.00%
0024908	0	0.00%	2	0.39%	0	0.00%	0	0.00%	0	0.00%	0	0.00%	0	0.00%
0024927	0	0.00%	0	0.00%	0	0.00%	1	0.16%	0	0.00%	0	0.00%	0	0.00%
0025040	1	0.30%	0	0.00%	0	0.00%	0	0.00%	2	0.61%	0	0.00%	2	0.61%
0025076	3	0.48%	1	0.16%	3	0.48%	3	0.48%	0	0.00%	0	0.00%	0	0.00%
0025155	4	0.58%	0	0.00%	1	0.14%	2	0.29%	0	0.00%	1	0.14%	0	0.00%
0025432	1	0.16%	0	0.00%	0	0.00%	2	0.31%	1	0.16%	0	0.00%	0	0.00%
0025493	0	0.00%	0	0.00%	5	0.65%	0	0.00%	1	0.13%	0	0.00%	0	0.00%
0025560	0	0.00%	0	0.00%	0	0.00%	1	0.13%	0	0.00%	0	0.00%	0	0.00%
0025588	0	0.00%	0	0.00%	1	0.11%	3	0.33%	0	0.00%	0	0.00%	0	0.00%
0025703	0	0.00%	1	0.15%	0	0.00%	3	0.45%	0	0.00%	0	0.00%	2	0.30%
0025789	1	0.12%	0	0.00%	1	0.12%	2	0.24%	0	0.00%	1	0.12%	0	0.00%
0025919	2	0.29%	0	0.00%	1	0.14%	0	0.00%	0	0.00%	0	0.00%	0	0.00%
0025935	1	0.15%	1	0.15%	0	0.00%	1	0.15%	0	0.00%	0	0.00%	0	0.00%
0025990	4	0.68%	0	0.00%	8	1.36%	1	0.17%	0	0.00%	0	0.00%	0	0.00%
0026069	0	0.00%	0	0.00%	1	0.17%	1	0.17%	0	0.00%	1	0.17%	0	0.00%
0026145	4	0.57%	0	0.00%	3	0.42%	0	0.00%	0	0.00%	2	0.28%	0	0.00%
0026180	1	0.17%	1	0.17%	2	0.33%	1	0.17%	0	0.00%	1	0.17%	0	0.00%

Precinct	DANIEL MERCURI (REP)		JACQUELINE MCGOWAN (DEM)		DAVID MOORE (NPP)		DAVID ALEXANDER BRAMANTE (REP)		HOLLY L. BAABE (DEM)		ANGELYNE (NPP)		JAMES G. HANINK (NPP)	
0024058	0		0		0		0		0		0		0	
0024148	1	0.20%	21	4.25%	0	0.00%	0	0.00%	2	0.40%	0	0.00%	1	0.20%
0024182	0	0.00%	9	2.33%	3	0.78%	0	0.00%	1	0.26%	1	0.26%	1	0.26%
0024259	0	0.00%	16	2.66%	1	0.17%	0	0.00%	6	1.00%	1	0.17%	0	0.00%
0024263	0	0.00%	1	25.00%	0	0.00%	0	0.00%	0	0.00%	0	0.00%	0	0.00%
0024352	1	0.13%	18	2.33%	2	0.26%	2	0.26%	4	0.52%	2	0.26%	0	0.00%
0024385	0	0.00%	3	2.63%	0	0.00%	0	0.00%	1	0.88%	0	0.00%	0	0.00%
0024438	0		0		0		0		0		0		0	
0024500	1	0.17%	24	4.01%	6	1.00%	0	0.00%	3	0.50%	1	0.17%	1	0.17%
0024568	0	0.00%	29	3.86%	1	0.13%	0	0.00%	6	0.80%	3	0.40%	0	0.00%
0024651	0	0.00%	15	4.55%	1	0.30%	2	0.61%	3	0.91%	2	0.61%	0	0.00%
0024669	0	0.00%	31	5.32%	0	0.00%	0	0.00%	10	1.72%	8	1.37%	0	0.00%
0024716	2	0.40%	19	3.83%	0	0.00%	0	0.00%	5	1.01%	1	0.20%	1	0.20%
0024753	0	0.00%	25	4.11%	2	0.33%	1	0.16%	8	1.31%	7	1.15%	0	0.00%
0024832	0	0.00%	15	2.53%	1	0.17%	0	0.00%	4	0.67%	0	0.00%	0	0.00%
0024874	0	0.00%	15	2.77%	0	0.00%	0	0.00%	3	0.55%	6	1.11%	0	0.00%
0024908	2	0.39%	14	2.72%	2	0.39%	1	0.19%	3	0.58%	3	0.58%	1	0.19%
0024927	0	0.00%	15	2.45%	3	0.49%	0	0.00%	6	0.98%	2	0.33%	0	0.00%
0025040	0	0.00%	11	3.33%	1	0.30%	1	0.30%	4	1.21%	1	0.30%	0	0.00%
0025076	0	0.00%	23	3.68%	3	0.48%	2	0.32%	5	0.80%	3	0.48%	0	0.00%
0025155	0	0.00%	23	3.31%	1	0.14%	0	0.00%	5	0.72%	1	0.14%	0	0.00%
0025432	0	0.00%	18	2.80%	3	0.47%	1	0.16%	9	1.40%	1	0.16%	0	0.00%
0025493	1	0.13%	13	1.69%	0	0.00%	0	0.00%	4	0.52%	7	0.91%	1	0.13%
0025560	0	0.00%	20	2.68%	1	0.13%	1	0.13%	9	1.20%	5	0.67%	0	0.00%
0025588	0	0.00%	20	2.22%	1	0.11%	0	0.00%	5	0.55%	2	0.22%	1	0.11%
0025703	0	0.00%	13	1.95%	4	0.60%	0	0.00%	6	0.90%	4	0.60%	0	0.00%
0025789	1	0.12%	19	2.25%	3	0.35%	0	0.00%	8	0.95%	2	0.24%	0	0.00%
0025919	1	0.14%	24	3.46%	4	0.58%	0	0.00%	6	0.86%	0	0.00%	2	0.29%
0025935	0	0.00%	12	1.84%	0	0.00%	0	0.00%	1	0.15%	2	0.31%	3	0.46%
0025990	0	0.00%	13	2.21%	0	0.00%	0	0.00%	2	0.34%	2	0.34%	0	0.00%
0026069	1	0.17%	16	2.67%	2	0.33%	0	0.00%	9	1.50%	2	0.33%	1	0.17%
0026145	0	0.00%	16	2.26%	3	0.42%	3	0.42%	2	0.28%	2	0.28%	0	0.00%
0026180	0	0.00%	9	1.49%	5	0.83%	1	0.17%	7	1.16%	0	0.00%	0	0.00%

Precinct	DAVID HILLBERG (REP)		JEFF HEWITT (LIB)		JOHN R. DRAKE (DEM)		LARRY A. ELDER (REP)		KEVIN PAFFRATH (DEM)		ADAM PAPAGAN (NPP)		ARMANDO "MANDO" PEREZ- SERRATO (DEM)	
0024058	0		0		0		0		0		0		0	
0024148	0	0.00%	5	1.01%	2	0.40%	241	48.79%	41	8.30%	0	0.00%	2	0.40%
0024182	0	0.00%	1	0.26%	2	0.52%	225	58.29%	9	2.33%	0	0.00%	1	0.26%
0024259	0	0.00%	8	1.33%	3	0.50%	321	53.41%	33	5.49%	0	0.00%	0	0.00%
0024263	0	0.00%	0	0.00%	0	0.00%	1	25.00%	1	25.00%	0	0.00%	0	0.00%
0024352	0	0.00%	1	0.13%	7	0.90%	392	50.65%	60	7.75%	2	0.26%	1	0.13%
0024385	0	0.00%	1	0.88%	0	0.00%	61	53.51%	11	9.65%	0	0.00%	0	0.00%
0024438	0		0		0		0		0		0		0	
0024500	0	0.00%	4	0.67%	6	1.00%	266	44.41%	51	8.51%	0	0.00%	2	0.33%
0024568	0	0.00%	4	0.53%	4	0.53%	360	47.87%	58	7.71%	0	0.00%	0	0.00%
0024651	0	0.00%	5	1.52%	2	0.61%	120	36.36%	27	8.18%	0	0.00%	5	1.52%
0024669	0	0.00%	5	0.86%	3	0.51%	252	43.22%	49	8.40%	0	0.00%	3	0.51%
0024716	0	0.00%	7	1.41%	7	1.41%	236	47.58%	43	8.67%	1	0.20%	0	0.00%
0024753	0	0.00%	6	0.99%	5	0.82%	239	39.24%	59	9.69%	0	0.00%	1	0.16%
0024832	0	0.00%	9	1.52%	4	0.67%	287	48.32%	50	8.42%	0	0.00%	3	0.51%
0024874	0	0.00%	8	1.48%	4	0.74%	242	44.65%	43	7.93%	0	0.00%	4	0.74%
0024908	0	0.00%	8	1.55%	5	0.97%	208	40.39%	52	10.10%	0	0.00%	6	1.17%
0024927	0	0.00%	9	1.47%	4	0.65%	314	51.22%	44	7.18%	0	0.00%	0	0.00%
0025040	0	0.00%	4	1.21%	2	0.61%	143	43.33%	29	8.79%	0	0.00%	2	0.61%
0025076	0	0.00%	3	0.48%	7	1.12%	329	52.64%	32	5.12%	0	0.00%	1	0.16%
0025155	0	0.00%	7	1.01%	2	0.29%	351	50.58%	56	8.07%	1	0.14%	0	0.00%
0025432	0	0.00%	8	1.24%	4	0.62%	268	41.61%	62	9.63%	2	0.31%	10	1.55%
0025493	0	0.00%	6	0.78%	6	0.78%	377	48.96%	74	9.61%	1	0.13%	2	0.26%
0025560	0	0.00%	3	0.40%	2	0.27%	377	50.47%	71	9.50%	0	0.00%	2	0.27%
0025588	0	0.00%	8	0.89%	12	1.33%	428	47.45%	76	8.43%	0	0.00%	5	0.55%
0025703	0	0.00%	2	0.30%	8	1.20%	280	42.04%	48	7.21%	0	0.00%	1	0.15%
0025789	1	0.12%	6	0.71%	4	0.47%	414	48.94%	74	8.75%	0	0.00%	3	0.35%
0025919	0	0.00%	2	0.29%	1	0.14%	327	47.12%	41	5.91%	1	0.14%	0	0.00%
0025935	0	0.00%	2	0.31%	9	1.38%	316	48.47%	54	8.28%	0	0.00%	0	0.00%
0025990	0	0.00%	7	1.19%	3	0.51%	272	46.26%	38	6.46%	1	0.17%	1	0.17%
0026069	1	0.17%	3	0.50%	4	0.67%	302	50.42%	35	5.84%	0	0.00%	4	0.67%
0026145	0	0.00%	1	0.14%	3	0.42%	365	51.63%	35	4.95%	0	0.00%	3	0.42%
0026180	0	0.00%	5	0.83%	1	0.17%	334	55.12%	37	6.11%	0	0.00%	3	0.50%

Precinct	JOHN COX (REP)		HEATHER COLLINS (G-P)		DANIEL WATTS (DEM)		NICKOLAS WILDSTAR (REP)		SARAH STEPHENS (REP)		DENVER STONER (REP)		JOE M. SYMMON (REP)	
0024058	0		0		0		0		0		0		0	
0024148	27	5.47%	2	0.40%	15	3.04%	1	0.20%	2	0.40%	0	0.00%	0	0.00%
0024182	27	6.99%	1	0.26%	14	3.63%	1	0.26%	0	0.00%	1	0.26%	0	0.00%
0024259	23	3.83%	8	1.33%	20	3.33%	0	0.00%	0	0.00%	0	0.00%	0	0.00%
0024263	0	0.00%	0	0.00%	1	25.00%	0	0.00%	0	0.00%	0	0.00%	0	0.00%
0024352	29	3.75%	0	0.00%	15	1.94%	0	0.00%	0	0.00%	2	0.26%	0	0.00%
0024385	4	3.51%	0	0.00%	1	0.88%	0	0.00%	0	0.00%	0	0.00%	0	0.00%
0024438	0		0		0		0		0		0		0	
0024500	23	3.84%	11	1.84%	15	2.50%	1	0.17%	0	0.00%	2	0.33%	0	0.00%
0024568	31	4.12%	4	0.53%	18	2.39%	0	0.00%	2	0.27%	1	0.13%	0	0.00%
0024651	15	4.55%	4	1.21%	21	6.36%	0	0.00%	1	0.30%	0	0.00%	0	0.00%
0024669	25	4.29%	4	0.69%	11	1.89%	2	0.34%	1	0.17%	2	0.34%	0	0.00%
0024716	20	4.03%	6	1.21%	11	2.22%	0	0.00%	1	0.20%	0	0.00%	0	0.00%
0024753	23	3.78%	4	0.66%	20	3.28%	0	0.00%	0	0.00%	1	0.16%	0	0.00%
0024832	28	4.71%	2	0.34%	12	2.02%	0	0.00%	0	0.00%	3	0.51%	0	0.00%
0024874	15	2.77%	11	2.03%	15	2.77%	0	0.00%	4	0.74%	0	0.00%	0	0.00%
0024908	12	2.33%	4	0.78%	13	2.52%	0	0.00%	1	0.19%	0	0.00%	0	0.00%
0024927	18	2.94%	5	0.82%	15	2.45%	0	0.00%	0	0.00%	1	0.16%	0	0.00%
0025040	17	5.15%	4	1.21%	8	2.42%	0	0.00%	0	0.00%	2	0.61%	0	0.00%
0025076	18	2.88%	3	0.48%	21	3.36%	1	0.16%	0	0.00%	1	0.16%	0	0.00%
0025155	36	5.19%	2	0.29%	15	2.16%	0	0.00%	0	0.00%	1	0.14%	0	0.00%
0025432	23	3.57%	2	0.31%	18	2.80%	0	0.00%	0	0.00%	0	0.00%	0	0.00%
0025493	27	3.51%	5	0.65%	20	2.60%	0	0.00%	0	0.00%	0	0.00%	1	0.13%
0025560	33	4.42%	5	0.67%	14	1.87%	0	0.00%	1	0.13%	1	0.13%	0	0.00%
0025588	23	2.55%	6	0.67%	26	2.88%	0	0.00%	3	0.33%	1	0.11%	0	0.00%
0025703	31	4.65%	2	0.30%	5	0.75%	0	0.00%	2	0.30%	0	0.00%	1	0.15%
0025789	43	5.08%	4	0.47%	24	2.84%	0	0.00%	2	0.24%	2	0.24%	0	0.00%
0025919	36	5.19%	4	0.58%	12	1.73%	0	0.00%	0	0.00%	1	0.14%	0	0.00%
0025935	21	3.22%	2	0.31%	17	2.61%	0	0.00%	0	0.00%	1	0.15%	0	0.00%
0025990	16	2.72%	8	1.36%	18	3.06%	0	0.00%	3	0.51%	1	0.17%	0	0.00%
0026069	34	5.68%	0	0.00%	10	1.67%	0	0.00%	2	0.33%	3	0.50%	0	0.00%
0026145	30	4.24%	2	0.28%	12	1.70%	0	0.00%	1	0.14%	3	0.42%	2	0.28%
0026180	29	4.79%	3	0.50%	13	2.15%	0	0.00%	0	0.00%	2	0.33%	0	0.00%

Precinct	MAJOR SINGH (NPP)		DOUG OSE (REP)		Write-in		Total Votes	ROXANNE Qualified Write In		STACY SMITH Qualified Write In		MAJOR WILLIAMS Qualified Write In	
0024058	0		0		0		0	0		0		0	
0024148	2	0.40%	4	0.81%	5	1.01%	494	0	0.00%	0	0.00%	5	1.01%
0024182	0	0.00%	4	1.04%	0	0.00%	386	0	0.00%	0	0.00%	0	0.00%
0024259	0	0.00%	3	0.50%	4	0.67%	601	0	0.00%	0	0.00%	4	0.67%
0024263	0	0.00%	0	0.00%	0	0.00%	4	0	0.00%	0	0.00%	0	0.00%
0024352	2	0.26%	9	1.16%	1	0.13%	774	0	0.00%	0	0.00%	1	0.13%
0024385	0	0.00%	0	0.00%	0	0.00%	114	0	0.00%	0	0.00%	0	0.00%
0024438	0		0		0		0	0		0		0	
0024500	0	0.00%	6	1.00%	1	0.17%	599	0	0.00%	0	0.00%	1	0.17%
0024568	2	0.27%	11	1.46%	1	0.13%	752	0	0.00%	0	0.00%	0	0.00%
0024651	3	0.91%	3	0.91%	0	0.00%	330	0	0.00%	0	0.00%	0	0.00%
0024669	0	0.00%	9	1.54%	3	0.51%	583	0	0.00%	0	0.00%	2	0.34%
0024716	3	0.60%	4	0.81%	0	0.00%	496	0	0.00%	0	0.00%	0	0.00%
0024753	1	0.16%	2	0.33%	3	0.49%	609	0	0.00%	0	0.00%	3	0.49%
0024832	0	0.00%	1	0.17%	0	0.00%	594	0	0.00%	0	0.00%	0	0.00%
0024874	0	0.00%	9	1.66%	0	0.00%	542	0	0.00%	0	0.00%	0	0.00%
0024908	0	0.00%	9	1.75%	0	0.00%	515	0	0.00%	0	0.00%	0	0.00%
0024927	1	0.16%	8	1.31%	0	0.00%	613	0	0.00%	0	0.00%	0	0.00%
0025040	1	0.30%	3	0.91%	2	0.61%	330	0	0.00%	0	0.00%	2	0.61%
0025076	1	0.16%	2	0.32%	1	0.16%	625	0	0.00%	0	0.00%	1	0.16%
0025155	0	0.00%	11	1.59%	3	0.43%	694	0	0.00%	0	0.00%	3	0.43%
0025432	0	0.00%	7	1.09%	0	0.00%	644	0	0.00%	0	0.00%	0	0.00%
0025493	0	0.00%	8	1.04%	0	0.00%	770	0	0.00%	0	0.00%	0	0.00%
0025560	0	0.00%	11	1.47%	0	0.00%	747	0	0.00%	0	0.00%	0	0.00%
0025588	2	0.22%	8	0.89%	1	0.11%	902	0	0.00%	0	0.00%	1	0.11%
0025703	0	0.00%	8	1.20%	1	0.15%	666	0	0.00%	0	0.00%	1	0.15%
0025789	0	0.00%	10	1.18%	0	0.00%	846	0	0.00%	0	0.00%	0	0.00%
0025919	0	0.00%	12	1.73%	3	0.43%	694	0	0.00%	0	0.00%	3	0.43%
0025935	0	0.00%	13	1.99%	0	0.00%	652	0	0.00%	0	0.00%	0	0.00%
0025990	1	0.17%	6	1.02%	0	0.00%	588	0	0.00%	0	0.00%	0	0.00%
0026069	3	0.50%	11	1.84%	0	0.00%	599	0	0.00%	0	0.00%	0	0.00%
0026145	1	0.14%	6	0.85%	0	0.00%	707	0	0.00%	0	0.00%	0	0.00%
0026180	0	0.00%	8	1.32%	0	0.00%	606	0	0.00%	0	0.00%	0	0.00%

Precinct	THUY E. HUGENS Qualified Write In		MIKI HABRYN Qualified Write In		VINCE LUNDGREN Qualified Write In		VIVEK B. MOHAN Qualified Write In	
0024058	0		0		0		0	
0024148	0	0.00%	0	0.00%	0	0.00%	0	0.00%
0024182	0	0.00%	0	0.00%	0	0.00%	0	0.00%
0024259	0	0.00%	0	0.00%	0	0.00%	0	0.00%
0024263	0	0.00%	0	0.00%	0	0.00%	0	0.00%
0024352	0	0.00%	0	0.00%	0	0.00%	0	0.00%
0024385	0	0.00%	0	0.00%	0	0.00%	0	0.00%
0024438	0		0		0		0	
0024500	0	0.00%	0	0.00%	0	0.00%	0	0.00%
0024568	1	0.13%	0	0.00%	0	0.00%	0	0.00%
0024651	0	0.00%	0	0.00%	0	0.00%	0	0.00%
0024669	1	0.17%	0	0.00%	0	0.00%	0	0.00%
0024716	0	0.00%	0	0.00%	0	0.00%	0	0.00%
0024753	0	0.00%	0	0.00%	0	0.00%	0	0.00%
0024832	0	0.00%	0	0.00%	0	0.00%	0	0.00%
0024874	0	0.00%	0	0.00%	0	0.00%	0	0.00%
0024908	0	0.00%	0	0.00%	0	0.00%	0	0.00%
0024927	0	0.00%	0	0.00%	0	0.00%	0	0.00%
0025040	0	0.00%	0	0.00%	0	0.00%	0	0.00%
0025076	0	0.00%	0	0.00%	0	0.00%	0	0.00%
0025155	0	0.00%	0	0.00%	0	0.00%	0	0.00%
0025432	0	0.00%	0	0.00%	0	0.00%	0	0.00%
0025493	0	0.00%	0	0.00%	0	0.00%	0	0.00%
0025560	0	0.00%	0	0.00%	0	0.00%	0	0.00%
0025588	0	0.00%	0	0.00%	0	0.00%	0	0.00%
0025703	0	0.00%	0	0.00%	0	0.00%	0	0.00%
0025789	0	0.00%	0	0.00%	0	0.00%	0	0.00%
0025919	0	0.00%	0	0.00%	0	0.00%	0	0.00%
0025935	0	0.00%	0	0.00%	0	0.00%	0	0.00%
0025990	0	0.00%	0	0.00%	0	0.00%	0	0.00%
0026069	0	0.00%	0	0.00%	0	0.00%	0	0.00%
0026145	0	0.00%	0	0.00%	0	0.00%	0	0.00%
0026180	0	0.00%	0	0.00%	0	0.00%	0	0.00%

Precinct	Times Cast	Registered Voters	Undervotes	Overvotes
0026244	926	1,384	300	1
0026413	1,049	1,582	356	2
0026468	1,324	1,784	464	2
0026512	1,123	1,639	320	3
0026597	1,451	1,961	449	0
0026715	1,172	1,696	433	3
0026724	1,377	1,670	451	2
0026830	1,268	1,714	435	0
0026916	1,067	1,704	359	0
0026965	1,419	1,937	542	3
0027083	563	1,215	262	1
0027147	894	1,684	437	5
0027223	1,000	1,617	445	0
0027305	1,170	1,654	486	2
0027401	667	1,521	336	1
0027429	805	1,818	396	2
0027602	1,058	1,821	470	4
0027648	919	1,553	375	0
0027686	1,150	1,541	432	1
0027719	1,046	1,635	507	3
0027834	823	1,475	381	0
0027980	1,343	1,681	574	0
0028014	1,198	1,742	521	1
0028200	1,126	1,520	446	1
0028299	1,250	1,540	478	0
0028368	1,121	1,485	411	2
0028380	1,139	1,566	381	5
0028530	1,471	1,822	539	1
0028656	1,290	1,552	477	0
0028773	1,395	1,799	478	1
0028939	1,040	1,209	392	2
0029010	1,094	1,672	383	2
0029128	1,211	1,896	470	5

Precinct	DAN KAPELOVITZ (G-P)		KEVIN K. KAUL (NPP)	
0026244	1	0.16%	1	0.16%
0026413	6	0.87%	0	0.00%
0026468	8	0.93%	0	0.00%
0026512	3	0.38%	1	0.13%
0026597	4	0.40%	0	0.00%
0026715	2	0.27%	0	0.00%
0026724	4	0.43%	0	0.00%
0026830	4	0.48%	0	0.00%
0026916	9	1.27%	1	0.14%
0026965	5	0.57%	1	0.11%
0027083	7	2.33%	0	0.00%
0027147	3	0.66%	0	0.00%
0027223	7	1.26%	1	0.18%
0027305	4	0.59%	0	0.00%
0027401	11	3.33%	0	0.00%
0027429	1	0.25%	1	0.25%
0027602	8	1.37%	0	0.00%
0027648	6	1.10%	0	0.00%
0027686	3	0.42%	0	0.00%
0027719	4	0.75%	1	0.19%
0027834	6	1.36%	0	0.00%
0027980	3	0.39%	0	0.00%
0028014	5	0.74%	0	0.00%
0028200	3	0.44%	1	0.15%
0028299	7	0.91%	0	0.00%
0028368	7	0.99%	1	0.14%
0028380	8	1.06%	0	0.00%
0028530	7	0.75%	1	0.11%
0028656	5	0.62%	0	0.00%
0028773	4	0.44%	1	0.11%
0028939	7	1.08%	0	0.00%
0029010	7	0.99%	1	0.14%
0029128	3	0.41%	0	0.00%

Precinct	CHAUNCEY "SLIM" KILLENS (REP)		KEVIN KILEY (REP)		PATRICK KILPATRICK (DEM)		ANTHONY TRIMINO (REP)		JOEL VENTRESCA (DEM)		KEVIN L. FAULCONER (REP)		RHONDA FURIN (REP)	
0026244	0	0.00%	51	8.16%	1	0.16%	1	0.16%	10	1.60%	37	5.92%	0	0.00%
0026413	2	0.29%	49	7.09%	4	0.58%	0	0.00%	10	1.45%	63	9.12%	2	0.29%
0026468	0	0.00%	90	10.49%	5	0.58%	0	0.00%	22	2.56%	85	9.91%	1	0.12%
0026512	0	0.00%	71	8.88%	1	0.13%	2	0.25%	25	3.13%	68	8.50%	0	0.00%
0026597	0	0.00%	76	7.58%	1	0.10%	3	0.30%	39	3.89%	74	7.39%	0	0.00%
0026715	0	0.00%	57	7.74%	5	0.68%	0	0.00%	13	1.77%	69	9.38%	0	0.00%
0026724	1	0.11%	73	7.90%	3	0.32%	1	0.11%	14	1.52%	104	11.26%	0	0.00%
0026830	1	0.12%	71	8.52%	5	0.60%	4	0.48%	14	1.68%	70	8.40%	0	0.00%
0026916	0	0.00%	36	5.08%	4	0.56%	4	0.56%	12	1.69%	60	8.47%	0	0.00%
0026965	0	0.00%	59	6.75%	3	0.34%	4	0.46%	16	1.83%	106	12.13%	1	0.11%
0027083	0	0.00%	17	5.67%	9	3.00%	0	0.00%	8	2.67%	30	10.00%	1	0.33%
0027147	0	0.00%	27	5.97%	4	0.88%	0	0.00%	25	5.53%	35	7.74%	0	0.00%
0027223	1	0.18%	27	4.86%	5	0.90%	0	0.00%	17	3.06%	58	10.45%	0	0.00%
0027305	2	0.29%	20	2.93%	4	0.59%	1	0.15%	19	2.79%	102	14.96%	2	0.29%
0027401	0	0.00%	10	3.03%	3	0.91%	0	0.00%	13	3.94%	18	5.45%	0	0.00%
0027429	0	0.00%	19	4.67%	2	0.49%	1	0.25%	15	3.69%	27	6.63%	0	0.00%
0027602	0	0.00%	26	4.45%	7	1.20%	0	0.00%	18	3.08%	67	11.47%	1	0.17%
0027648	0	0.00%	22	4.04%	5	0.92%	2	0.37%	27	4.96%	29	5.33%	1	0.18%
0027686	0	0.00%	31	4.32%	2	0.28%	0	0.00%	14	1.95%	123	17.15%	0	0.00%
0027719	0	0.00%	32	5.97%	4	0.75%	0	0.00%	18	3.36%	89	16.60%	0	0.00%
0027834	0	0.00%	13	2.94%	3	0.68%	0	0.00%	17	3.85%	32	7.24%	0	0.00%
0027980	0	0.00%	40	5.20%	5	0.65%	0	0.00%	17	2.21%	144	18.73%	0	0.00%
0028014	2	0.30%	33	4.88%	6	0.89%	5	0.74%	20	2.96%	49	7.25%	1	0.15%
0028200	0	0.00%	44	6.48%	3	0.44%	1	0.15%	17	2.50%	80	11.78%	0	0.00%
0028299	0	0.00%	37	4.79%	8	1.04%	0	0.00%	17	2.20%	147	19.04%	0	0.00%
0028368	0	0.00%	41	5.79%	5	0.71%	0	0.00%	9	1.27%	107	15.11%	0	0.00%
0028380	0	0.00%	33	4.38%	10	1.33%	4	0.53%	16	2.12%	75	9.96%	1	0.13%
0028530	1	0.11%	53	5.69%	3	0.32%	5	0.54%	17	1.83%	168	18.05%	0	0.00%
0028656	1	0.12%	44	5.41%	2	0.25%	1	0.12%	11	1.35%	173	21.28%	0	0.00%
0028773	0	0.00%	58	6.33%	4	0.44%	2	0.22%	13	1.42%	162	17.69%	0	0.00%
0028939	0	0.00%	34	5.26%	5	0.77%	2	0.31%	9	1.39%	121	18.73%	0	0.00%
0029010	1	0.14%	45	6.35%	4	0.56%	2	0.28%	19	2.68%	54	7.62%	0	0.00%
0029128	1	0.14%	37	5.03%	8	1.09%	1	0.14%	15	2.04%	83	11.28%	0	0.00%

Precinct	ROBERT C. NEWMAN II (REP)		DENNIS RICHTER (NPP)		BRANDON M. ROSS (DEM)		SAM L. GALLUCCI (REP)		TED GAINES (REP)		CAITLYN JENNER (REP)		LEO S. ZACKY (REP)	
0026244	0	0.00%	0	0.00%	25	4.00%	3	0.48%	8	1.28%	8	1.28%	0	0.00%
0026413	0	0.00%	0	0.00%	26	3.76%	3	0.43%	9	1.30%	6	0.87%	0	0.00%
0026468	0	0.00%	1	0.12%	35	4.08%	2	0.23%	12	1.40%	10	1.17%	0	0.00%
0026512	0	0.00%	2	0.25%	39	4.88%	1	0.13%	23	2.88%	9	1.13%	1	0.13%
0026597	2	0.20%	4	0.40%	31	3.09%	1	0.10%	25	2.50%	12	1.20%	0	0.00%
0026715	0	0.00%	1	0.14%	36	4.89%	0	0.00%	9	1.22%	11	1.49%	0	0.00%
0026724	0	0.00%	0	0.00%	36	3.90%	1	0.11%	36	3.90%	13	1.41%	3	0.32%
0026830	0	0.00%	1	0.12%	42	5.04%	3	0.36%	32	3.84%	1	0.12%	0	0.00%
0026916	2	0.28%	3	0.42%	47	6.64%	0	0.00%	13	1.84%	7	0.99%	0	0.00%
0026965	2	0.23%	1	0.11%	37	4.23%	2	0.23%	9	1.03%	10	1.14%	0	0.00%
0027083	1	0.33%	2	0.67%	25	8.33%	1	0.33%	4	1.33%	4	1.33%	0	0.00%
0027147	1	0.22%	2	0.44%	23	5.09%	1	0.22%	6	1.33%	6	1.33%	1	0.22%
0027223	2	0.36%	1	0.18%	38	6.85%	1	0.18%	10	1.80%	10	1.80%	0	0.00%
0027305	0	0.00%	0	0.00%	43	6.30%	0	0.00%	9	1.32%	11	1.61%	0	0.00%
0027401	0	0.00%	1	0.30%	38	11.52%	1	0.30%	3	0.91%	6	1.82%	0	0.00%
0027429	1	0.25%	1	0.25%	44	10.81%	1	0.25%	3	0.74%	1	0.25%	0	0.00%
0027602	3	0.51%	0	0.00%	34	5.82%	2	0.34%	8	1.37%	15	2.57%	0	0.00%
0027648	0	0.00%	0	0.00%	40	7.35%	1	0.18%	18	3.31%	7	1.29%	0	0.00%
0027686	0	0.00%	1	0.14%	17	2.37%	2	0.28%	15	2.09%	10	1.39%	0	0.00%
0027719	0	0.00%	1	0.19%	28	5.22%	0	0.00%	9	1.68%	5	0.93%	0	0.00%
0027834	2	0.45%	2	0.45%	37	8.37%	0	0.00%	2	0.45%	6	1.36%	0	0.00%
0027980	3	0.39%	0	0.00%	38	4.94%	0	0.00%	13	1.69%	7	0.91%	0	0.00%
0028014	0	0.00%	0	0.00%	44	6.51%	1	0.15%	24	3.55%	16	2.37%	0	0.00%
0028200	0	0.00%	1	0.15%	38	5.60%	0	0.00%	14	2.06%	14	2.06%	2	0.29%
0028299	0	0.00%	1	0.13%	31	4.02%	2	0.26%	9	1.17%	7	0.91%	0	0.00%
0028368	0	0.00%	0	0.00%	43	6.07%	0	0.00%	24	3.39%	13	1.84%	0	0.00%
0028380	0	0.00%	0	0.00%	37	4.91%	1	0.13%	9	1.20%	9	1.20%	0	0.00%
0028530	0	0.00%	1	0.11%	59	6.34%	0	0.00%	27	2.90%	8	0.86%	1	0.11%
0028656	0	0.00%	0	0.00%	43	5.29%	0	0.00%	21	2.58%	5	0.62%	0	0.00%
0028773	0	0.00%	0	0.00%	30	3.28%	1	0.11%	30	3.28%	12	1.31%	0	0.00%
0028939	0	0.00%	1	0.15%	44	6.81%	0	0.00%	6	0.93%	8	1.24%	0	0.00%
0029010	0	0.00%	1	0.14%	45	6.35%	0	0.00%	14	1.97%	9	1.27%	0	0.00%
0029128	1	0.14%	2	0.27%	42	5.71%	0	0.00%	6	0.82%	10	1.36%	0	0.00%

Precinct	JENNY RAE LE ROUX (REP)		DAVID LOZANO (REP)		STEVE CHAVEZ LODGE (REP)		MICHAEL LOEBBS (NPP)		DENIS LUCEY (NPP)		DIEGO MARTINEZ (REP)		JEREMIAH "JEREMY" MARCINIAK (NPP)	
0026244	0	0.00%	0	0.00%	2	0.32%	2	0.32%	0	0.00%	0	0.00%	0	0.00%
0026413	3	0.43%	2	0.29%	1	0.14%	0	0.00%	0	0.00%	1	0.14%	1	0.14%
0026468	0	0.00%	0	0.00%	0	0.00%	3	0.35%	0	0.00%	0	0.00%	0	0.00%
0026512	0	0.00%	0	0.00%	2	0.25%	3	0.38%	1	0.13%	0	0.00%	0	0.00%
0026597	1	0.10%	0	0.00%	0	0.00%	2	0.20%	0	0.00%	0	0.00%	0	0.00%
0026715	1	0.14%	0	0.00%	3	0.41%	2	0.27%	0	0.00%	0	0.00%	0	0.00%
0026724	0	0.00%	1	0.11%	0	0.00%	1	0.11%	0	0.00%	1	0.11%	0	0.00%
0026830	0	0.00%	0	0.00%	0	0.00%	4	0.48%	0	0.00%	1	0.12%	0	0.00%
0026916	0	0.00%	0	0.00%	2	0.28%	1	0.14%	0	0.00%	0	0.00%	0	0.00%
0026965	1	0.11%	0	0.00%	2	0.23%	1	0.11%	0	0.00%	0	0.00%	0	0.00%
0027083	0	0.00%	1	0.33%	0	0.00%	1	0.33%	0	0.00%	0	0.00%	0	0.00%
0027147	1	0.22%	1	0.22%	0	0.00%	3	0.66%	0	0.00%	0	0.00%	1	0.22%
0027223	0	0.00%	0	0.00%	0	0.00%	0	0.00%	0	0.00%	0	0.00%	0	0.00%
0027305	1	0.15%	0	0.00%	0	0.00%	3	0.44%	0	0.00%	0	0.00%	0	0.00%
0027401	0	0.00%	1	0.30%	0	0.00%	1	0.30%	0	0.00%	0	0.00%	0	0.00%
0027429	1	0.25%	1	0.25%	0	0.00%	1	0.25%	0	0.00%	1	0.25%	0	0.00%
0027602	1	0.17%	1	0.17%	1	0.17%	1	0.17%	0	0.00%	1	0.17%	0	0.00%
0027648	1	0.18%	1	0.18%	2	0.37%	1	0.18%	1	0.18%	0	0.00%	0	0.00%
0027686	1	0.14%	1	0.14%	0	0.00%	2	0.28%	1	0.14%	1	0.14%	0	0.00%
0027719	1	0.19%	0	0.00%	1	0.19%	3	0.56%	0	0.00%	0	0.00%	2	0.37%
0027834	0	0.00%	0	0.00%	0	0.00%	2	0.45%	0	0.00%	0	0.00%	0	0.00%
0027980	0	0.00%	3	0.39%	0	0.00%	1	0.13%	0	0.00%	0	0.00%	0	0.00%
0028014	2	0.30%	1	0.15%	0	0.00%	2	0.30%	0	0.00%	0	0.00%	0	0.00%
0028200	3	0.44%	2	0.29%	0	0.00%	0	0.00%	0	0.00%	0	0.00%	0	0.00%
0028299	2	0.26%	0	0.00%	2	0.26%	0	0.00%	0	0.00%	2	0.26%	0	0.00%
0028368	1	0.14%	0	0.00%	0	0.00%	2	0.28%	0	0.00%	0	0.00%	0	0.00%
0028380	0	0.00%	0	0.00%	3	0.40%	2	0.27%	0	0.00%	1	0.13%	0	0.00%
0028530	1	0.11%	1	0.11%	4	0.43%	2	0.21%	0	0.00%	2	0.21%	0	0.00%
0028656	0	0.00%	0	0.00%	0	0.00%	1	0.12%	0	0.00%	1	0.12%	0	0.00%
0028773	3	0.33%	1	0.11%	0	0.00%	1	0.11%	1	0.11%	0	0.00%	0	0.00%
0028939	0	0.00%	0	0.00%	0	0.00%	0	0.00%	1	0.15%	0	0.00%	0	0.00%
0029010	2	0.28%	1	0.14%	0	0.00%	1	0.14%	0	0.00%	1	0.14%	0	0.00%
0029128	1	0.14%	0	0.00%	1	0.14%	1	0.14%	1	0.14%	0	0.00%	1	0.14%

Precinct	DANIEL MERCURI (REP)		JACQUELINE MCGOWAN (DEM)		DAVID MOORE (NPP)		DAVID ALEXANDER BRAMANTE (REP)		HOLLY L. BAABE (DEM)		ANGELYNE (NPP)		JAMES G. HANINK (NPP)	
0026244	0	0.00%	23	3.68%	2	0.32%	0	0.00%	4	0.64%	2	0.32%	0	0.00%
0026413	0	0.00%	18	2.60%	0	0.00%	0	0.00%	3	0.43%	1	0.14%	1	0.14%
0026468	2	0.23%	15	1.75%	3	0.35%	0	0.00%	4	0.47%	2	0.23%	0	0.00%
0026512	2	0.25%	16	2.00%	0	0.00%	0	0.00%	4	0.50%	1	0.13%	0	0.00%
0026597	1	0.10%	26	2.59%	3	0.30%	0	0.00%	6	0.60%	6	0.60%	0	0.00%
0026715	0	0.00%	23	3.13%	1	0.14%	0	0.00%	8	1.09%	5	0.68%	0	0.00%
0026724	0	0.00%	20	2.16%	5	0.54%	1	0.11%	3	0.32%	4	0.43%	0	0.00%
0026830	1	0.12%	14	1.68%	1	0.12%	0	0.00%	4	0.48%	2	0.24%	0	0.00%
0026916	2	0.28%	13	1.84%	0	0.00%	0	0.00%	8	1.13%	2	0.28%	0	0.00%
0026965	0	0.00%	12	1.37%	5	0.57%	1	0.11%	6	0.69%	4	0.46%	0	0.00%
0027083	2	0.67%	17	5.67%	0	0.00%	0	0.00%	7	2.33%	0	0.00%	0	0.00%
0027147	0	0.00%	22	4.87%	4	0.88%	1	0.22%	3	0.66%	1	0.22%	0	0.00%
0027223	1	0.18%	12	2.16%	3	0.54%	0	0.00%	7	1.26%	1	0.18%	1	0.18%
0027305	0	0.00%	19	2.79%	2	0.29%	0	0.00%	7	1.03%	1	0.15%	0	0.00%
0027401	0	0.00%	15	4.55%	3	0.91%	0	0.00%	6	1.82%	1	0.30%	1	0.30%
0027429	0	0.00%	21	5.16%	4	0.98%	2	0.49%	7	1.72%	1	0.25%	0	0.00%
0027602	2	0.34%	26	4.45%	4	0.68%	0	0.00%	5	0.86%	3	0.51%	0	0.00%
0027648	1	0.18%	26	4.78%	1	0.18%	3	0.55%	10	1.84%	0	0.00%	0	0.00%
0027686	0	0.00%	11	1.53%	1	0.14%	0	0.00%	2	0.28%	3	0.42%	0	0.00%
0027719	0	0.00%	17	3.17%	1	0.19%	0	0.00%	2	0.37%	0	0.00%	0	0.00%
0027834	0	0.00%	27	6.11%	3	0.68%	0	0.00%	8	1.81%	2	0.45%	1	0.23%
0027980	1	0.13%	15	1.95%	1	0.13%	0	0.00%	4	0.52%	4	0.52%	0	0.00%
0028014	0	0.00%	21	3.11%	3	0.44%	0	0.00%	6	0.89%	5	0.74%	0	0.00%
0028200	0	0.00%	13	1.91%	2	0.29%	2	0.29%	11	1.62%	2	0.29%	0	0.00%
0028299	0	0.00%	18	2.33%	0	0.00%	1	0.13%	5	0.65%	3	0.39%	0	0.00%
0028368	2	0.28%	27	3.81%	2	0.28%	0	0.00%	3	0.42%	1	0.14%	1	0.14%
0028380	0	0.00%	15	1.99%	1	0.13%	0	0.00%	10	1.33%	3	0.40%	0	0.00%
0028530	0	0.00%	15	1.61%	4	0.43%	0	0.00%	9	0.97%	4	0.43%	2	0.21%
0028656	0	0.00%	17	2.09%	2	0.25%	0	0.00%	9	1.11%	1	0.12%	0	0.00%
0028773	0	0.00%	8	0.87%	2	0.22%	0	0.00%	2	0.22%	3	0.33%	2	0.22%
0028939	0	0.00%	16	2.48%	0	0.00%	1	0.15%	8	1.24%	2	0.31%	0	0.00%
0029010	0	0.00%	15	2.12%	0	0.00%	0	0.00%	7	0.99%	6	0.85%	1	0.14%
0029128	0	0.00%	13	1.77%	1	0.14%	0	0.00%	3	0.41%	0	0.00%	1	0.14%

Precinct	DAVID HILLBERG (REP)		JEFF HEWITT (LIB)		JOHN R. DRAKE (DEM)		LARRY A. ELDER (REP)		KEVIN PAFFRATH (DEM)		ADAM PAPAGAN (NPP)		ARMANDO "MANDO" PEREZ- SERRATO (DEM)	
0026244	0	0.00%	4	0.64%	5	0.80%	337	53.92%	29	4.64%	0	0.00%	3	0.48%
0026413	0	0.00%	2	0.29%	5	0.72%	342	49.49%	59	8.54%	0	0.00%	2	0.29%
0026468	1	0.12%	6	0.70%	6	0.70%	385	44.87%	77	8.97%	0	0.00%	0	0.00%
0026512	0	0.00%	7	0.88%	4	0.50%	386	48.25%	48	6.00%	0	0.00%	1	0.13%
0026597	0	0.00%	6	0.60%	7	0.70%	504	50.30%	91	9.08%	1	0.10%	0	0.00%
0026715	0	0.00%	3	0.41%	5	0.68%	362	49.18%	52	7.07%	0	0.00%	3	0.41%
0026724	0	0.00%	6	0.65%	12	1.30%	441	47.73%	75	8.12%	0	0.00%	0	0.00%
0026830	0	0.00%	3	0.36%	3	0.36%	416	49.94%	70	8.40%	0	0.00%	4	0.48%
0026916	0	0.00%	6	0.85%	5	0.71%	355	50.14%	51	7.20%	1	0.14%	3	0.42%
0026965	0	0.00%	6	0.69%	2	0.23%	457	52.29%	54	6.18%	0	0.00%	0	0.00%
0027083	0	0.00%	4	1.33%	6	2.00%	95	31.67%	32	10.67%	0	0.00%	1	0.33%
0027147	0	0.00%	4	0.88%	9	1.99%	172	38.05%	42	9.29%	0	0.00%	1	0.22%
0027223	0	0.00%	2	0.36%	5	0.90%	250	45.05%	50	9.01%	0	0.00%	5	0.90%
0027305	0	0.00%	3	0.44%	6	0.88%	275	40.32%	70	10.26%	1	0.15%	2	0.29%
0027401	0	0.00%	3	0.91%	5	1.52%	113	34.24%	35	10.61%	0	0.00%	4	1.21%
0027429	0	0.00%	3	0.74%	6	1.47%	119	29.24%	65	15.97%	0	0.00%	5	1.23%
0027602	0	0.00%	5	0.86%	3	0.51%	229	39.21%	53	9.08%	0	0.00%	2	0.34%
0027648	0	0.00%	4	0.74%	3	0.55%	214	39.34%	57	10.48%	1	0.18%	7	1.29%
0027686	0	0.00%	5	0.70%	4	0.56%	352	49.09%	60	8.37%	0	0.00%	1	0.14%
0027719	0	0.00%	7	1.31%	3	0.56%	211	39.37%	47	8.77%	0	0.00%	3	0.56%
0027834	0	0.00%	6	1.36%	6	1.36%	154	34.84%	64	14.48%	0	0.00%	2	0.45%
0027980	0	0.00%	4	0.52%	5	0.65%	335	43.56%	66	8.58%	0	0.00%	3	0.39%
0028014	0	0.00%	3	0.44%	2	0.30%	314	46.45%	48	7.10%	0	0.00%	3	0.44%
0028200	0	0.00%	6	0.88%	7	1.03%	297	43.74%	55	8.10%	0	0.00%	1	0.15%
0028299	0	0.00%	1	0.13%	2	0.26%	359	46.50%	53	6.87%	0	0.00%	0	0.00%
0028368	0	0.00%	5	0.71%	5	0.71%	294	41.53%	62	8.76%	0	0.00%	1	0.14%
0028380	1	0.13%	2	0.27%	4	0.53%	369	49.00%	71	9.43%	1	0.13%	0	0.00%
0028530	0	0.00%	5	0.54%	9	0.97%	363	38.99%	90	9.67%	0	0.00%	0	0.00%
0028656	0	0.00%	9	1.11%	3	0.37%	330	40.59%	74	9.10%	0	0.00%	0	0.00%
0028773	0	0.00%	6	0.66%	5	0.55%	439	47.93%	57	6.22%	1	0.11%	2	0.22%
0028939	0	0.00%	5	0.77%	4	0.62%	259	40.09%	59	9.13%	0	0.00%	0	0.00%
0029010	0	0.00%	6	0.85%	3	0.42%	349	49.22%	55	7.76%	0	0.00%	0	0.00%
0029128	0	0.00%	3	0.41%	1	0.14%	363	49.32%	69	9.38%	0	0.00%	2	0.27%

Precinct	JOHN COX (REP)		HEATHER COLLINS (G-P)		DANIEL WATTS (DEM)		NICKOLAS WILDSTAR (REP)		SARAH STEPHENS (REP)		DENVER STONER (REP)		JOE M. SYMMON (REP)	
0026244	34	5.44%	11	1.76%	11	1.76%	1	0.16%	1	0.16%	1	0.16%	0	0.00%
0026413	38	5.50%	9	1.30%	5	0.72%	0	0.00%	3	0.43%	1	0.14%	0	0.00%
0026468	43	5.01%	11	1.28%	15	1.75%	0	0.00%	0	0.00%	1	0.12%	0	0.00%
0026512	29	3.63%	8	1.00%	25	3.13%	1	0.13%	0	0.00%	1	0.13%	0	0.00%
0026597	34	3.39%	7	0.70%	21	2.10%	0	0.00%	0	0.00%	0	0.00%	0	0.00%
0026715	37	5.03%	6	0.82%	15	2.04%	0	0.00%	0	0.00%	0	0.00%	0	0.00%
0026724	28	3.03%	9	0.97%	10	1.08%	0	0.00%	0	0.00%	0	0.00%	0	0.00%
0026830	18	2.16%	7	0.84%	21	2.52%	0	0.00%	1	0.12%	0	0.00%	0	0.00%
0026916	35	4.94%	0	0.00%	19	2.68%	0	0.00%	0	0.00%	2	0.28%	0	0.00%
0026965	30	3.43%	6	0.69%	19	2.17%	1	0.11%	1	0.11%	0	0.00%	1	0.11%
0027083	8	2.67%	3	1.00%	7	2.33%	0	0.00%	1	0.33%	0	0.00%	0	0.00%
0027147	22	4.87%	2	0.44%	22	4.87%	0	0.00%	0	0.00%	2	0.44%	2	0.44%
0027223	13	2.34%	4	0.72%	9	1.62%	1	0.18%	1	0.18%	1	0.18%	0	0.00%
0027305	38	5.57%	4	0.59%	18	2.64%	0	0.00%	1	0.15%	2	0.29%	0	0.00%
0027401	11	3.33%	3	0.91%	18	5.45%	0	0.00%	0	0.00%	1	0.30%	0	0.00%
0027429	28	6.88%	2	0.49%	17	4.18%	0	0.00%	0	0.00%	0	0.00%	0	0.00%
0027602	22	3.77%	4	0.68%	24	4.11%	0	0.00%	0	0.00%	2	0.34%	0	0.00%
0027648	28	5.15%	5	0.92%	16	2.94%	0	0.00%	0	0.00%	0	0.00%	0	0.00%
0027686	21	2.93%	3	0.42%	10	1.39%	0	0.00%	1	0.14%	0	0.00%	0	0.00%
0027719	15	2.80%	1	0.19%	20	3.73%	0	0.00%	0	0.00%	1	0.19%	0	0.00%
0027834	24	5.43%	4	0.90%	12	2.71%	0	0.00%	0	0.00%	1	0.23%	1	0.23%
0027980	20	2.60%	8	1.04%	13	1.69%	0	0.00%	0	0.00%	0	0.00%	0	0.00%
0028014	25	3.70%	4	0.59%	17	2.51%	0	0.00%	0	0.00%	3	0.44%	0	0.00%
0028200	21	3.09%	9	1.33%	15	2.21%	0	0.00%	0	0.00%	2	0.29%	0	0.00%
0028299	26	3.37%	4	0.52%	10	1.30%	1	0.13%	2	0.26%	0	0.00%	0	0.00%
0028368	18	2.54%	7	0.99%	8	1.13%	0	0.00%	1	0.14%	2	0.28%	0	0.00%
0028380	36	4.78%	4	0.53%	15	1.99%	0	0.00%	0	0.00%	2	0.27%	0	0.00%
0028530	21	2.26%	9	0.97%	17	1.83%	1	0.11%	0	0.00%	1	0.11%	0	0.00%
0028656	24	2.95%	5	0.62%	12	1.48%	0	0.00%	0	0.00%	2	0.25%	0	0.00%
0028773	31	3.38%	6	0.66%	11	1.20%	0	0.00%	0	0.00%	2	0.22%	0	0.00%
0028939	29	4.49%	3	0.46%	3	0.46%	0	0.00%	0	0.00%	0	0.00%	0	0.00%
0029010	26	3.67%	4	0.56%	19	2.68%	0	0.00%	1	0.14%	1	0.14%	0	0.00%
0029128	29	3.94%	10	1.36%	18	2.45%	0	0.00%	0	0.00%	1	0.14%	0	0.00%

Precinct	MAJOR SINGH (NPP)		DOUG OSE (REP)		Write-in		Total Votes	ROXANNE Qualified Write In		STACY SMITH Qualified Write In		MAJOR WILLIAMS Qualified Write In	
0026244	0	0.00%	7	1.12%	0	0.00%	625	0	0.00%	0	0.00%	0	0.00%
0026413	0	0.00%	13	1.88%	1	0.14%	691	0	0.00%	0	0.00%	1	0.14%
0026468	0	0.00%	13	1.52%	0	0.00%	858	0	0.00%	0	0.00%	0	0.00%
0026512	0	0.00%	12	1.50%	3	0.38%	800	0	0.00%	0	0.00%	3	0.38%
0026597	1	0.10%	13	1.30%	0	0.00%	1,002	0	0.00%	0	0.00%	0	0.00%
0026715	1	0.14%	6	0.82%	0	0.00%	736	0	0.00%	0	0.00%	0	0.00%
0026724	1	0.11%	17	1.84%	0	0.00%	924	0	0.00%	0	0.00%	0	0.00%
0026830	1	0.12%	13	1.56%	1	0.12%	833	0	0.00%	0	0.00%	1	0.12%
0026916	0	0.00%	5	0.71%	0	0.00%	708	0	0.00%	0	0.00%	0	0.00%
0026965	0	0.00%	9	1.03%	0	0.00%	874	0	0.00%	0	0.00%	0	0.00%
0027083	1	0.33%	4	1.33%	1	0.33%	300	0	0.00%	0	0.00%	1	0.33%
0027147	1	0.22%	2	0.44%	0	0.00%	452	0	0.00%	0	0.00%	0	0.00%
0027223	4	0.72%	6	1.08%	1	0.18%	555	0	0.00%	0	0.00%	1	0.18%
0027305	1	0.15%	11	1.61%	0	0.00%	682	0	0.00%	0	0.00%	0	0.00%
0027401	2	0.61%	2	0.61%	1	0.30%	330	0	0.00%	0	0.00%	1	0.30%
0027429	1	0.25%	3	0.74%	2	0.49%	407	0	0.00%	0	0.00%	2	0.49%
0027602	1	0.17%	5	0.86%	0	0.00%	584	0	0.00%	0	0.00%	0	0.00%
0027648	0	0.00%	3	0.55%	1	0.18%	544	0	0.00%	0	0.00%	1	0.18%
0027686	0	0.00%	19	2.65%	0	0.00%	717	0	0.00%	0	0.00%	0	0.00%
0027719	1	0.19%	9	1.68%	0	0.00%	536	0	0.00%	0	0.00%	0	0.00%
0027834	1	0.23%	4	0.90%	0	0.00%	442	0	0.00%	0	0.00%	0	0.00%
0027980	0	0.00%	15	1.95%	1	0.13%	769	0	0.00%	0	0.00%	1	0.13%
0028014	2	0.30%	9	1.33%	0	0.00%	676	0	0.00%	0	0.00%	0	0.00%
0028200	1	0.15%	12	1.77%	0	0.00%	679	0	0.00%	0	0.00%	0	0.00%
0028299	0	0.00%	14	1.81%	1	0.13%	772	0	0.00%	0	0.00%	0	0.00%
0028368	1	0.14%	15	2.12%	0	0.00%	708	0	0.00%	0	0.00%	0	0.00%
0028380	2	0.27%	7	0.93%	1	0.13%	753	0	0.00%	0	0.00%	1	0.13%
0028530	1	0.11%	19	2.04%	0	0.00%	931	0	0.00%	0	0.00%	0	0.00%
0028656	0	0.00%	16	1.97%	1	0.12%	813	0	0.00%	0	0.00%	0	0.00%
0028773	2	0.22%	13	1.42%	1	0.11%	916	0	0.00%	0	0.00%	1	0.11%
0028939	0	0.00%	17	2.63%	2	0.31%	646	0	0.00%	0	0.00%	2	0.31%
0029010	0	0.00%	8	1.13%	1	0.14%	709	0	0.00%	0	0.00%	1	0.14%
0029128	0	0.00%	7	0.95%	1	0.14%	736	0	0.00%	0	0.00%	1	0.14%

Precinct	THUY E. HUGENS Qualified Write In		MIKI HABRYN Qualified Write In		VINCE LUNDGREN Qualified Write In		VIVEK B. MOHAN Qualified Write In	
0026244	0	0.00%	0	0.00%	0	0.00%	0	0.00%
0026413	0	0.00%	0	0.00%	0	0.00%	0	0.00%
0026468	0	0.00%	0	0.00%	0	0.00%	0	0.00%
0026512	0	0.00%	0	0.00%	0	0.00%	0	0.00%
0026597	0	0.00%	0	0.00%	0	0.00%	0	0.00%
0026715	0	0.00%	0	0.00%	0	0.00%	0	0.00%
0026724	0	0.00%	0	0.00%	0	0.00%	0	0.00%
0026830	0	0.00%	0	0.00%	0	0.00%	0	0.00%
0026916	0	0.00%	0	0.00%	0	0.00%	0	0.00%
0026965	0	0.00%	0	0.00%	0	0.00%	0	0.00%
0027083	0	0.00%	0	0.00%	0	0.00%	0	0.00%
0027147	0	0.00%	0	0.00%	0	0.00%	0	0.00%
0027223	0	0.00%	0	0.00%	0	0.00%	0	0.00%
0027305	0	0.00%	0	0.00%	0	0.00%	0	0.00%
0027401	0	0.00%	0	0.00%	0	0.00%	0	0.00%
0027429	0	0.00%	0	0.00%	0	0.00%	0	0.00%
0027602	0	0.00%	0	0.00%	0	0.00%	0	0.00%
0027648	0	0.00%	0	0.00%	0	0.00%	0	0.00%
0027686	0	0.00%	0	0.00%	0	0.00%	0	0.00%
0027719	0	0.00%	0	0.00%	0	0.00%	0	0.00%
0027834	0	0.00%	0	0.00%	0	0.00%	0	0.00%
0027980	0	0.00%	0	0.00%	0	0.00%	0	0.00%
0028014	0	0.00%	0	0.00%	0	0.00%	0	0.00%
0028200	0	0.00%	0	0.00%	0	0.00%	0	0.00%
0028299	0	0.00%	1	0.13%	0	0.00%	0	0.00%
0028368	0	0.00%	0	0.00%	0	0.00%	0	0.00%
0028380	0	0.00%	0	0.00%	0	0.00%	0	0.00%
0028530	0	0.00%	0	0.00%	0	0.00%	0	0.00%
0028656	0	0.00%	1	0.12%	0	0.00%	0	0.00%
0028773	0	0.00%	0	0.00%	0	0.00%	0	0.00%
0028939	0	0.00%	0	0.00%	0	0.00%	0	0.00%
0029010	0	0.00%	0	0.00%	0	0.00%	0	0.00%
0029128	0	0.00%	0	0.00%	0	0.00%	0	0.00%

Precinct	Times Cast	Registered Voters	Undervotes	Overvotes
0029298	1,274	1,763	540	0
0029434	1,361	1,804	492	1
0029462	1,003	1,485	369	2
0029661	1,455	1,794	531	0
0029782	1,407	1,663	524	0
0031082	1,156	1,900	366	2
0031193	1,233	1,731	310	2
0031245	1,070	1,456	285	0
0031283	1,164	1,580	364	0
0031359	1,396	1,920	340	1
0031432	1,250	1,835	352	3
0031484	979	1,526	266	0
0031546	754	1,732	236	5
0031631	940	1,460	228	2
0031662	1,192	1,711	292	1
0031765	682	1,214	216	0
0031839	1,403	1,912	407	1
0031947	1,154	1,618	358	0
0031958	1,258	1,672	338	2
0032101	962	1,282	239	2
0032206	1,262	1,641	259	0
0032470	1,023	1,306	236	3
0032554	1,162	1,495	237	3
0032773	1,088	1,514	251	1
0032872	880	1,428	248	3
0033108	1,201	1,544	327	0
0033126	1,350	1,792	391	3
0033227	1,463	1,806	503	3
0033431	879	1,150	275	0
0033529	947	1,239	298	0
0033713	1,087	1,328	297	0
0033859	1,447	1,749	454	2
0033942	1,091	1,512	395	0

Precinct	DAN KAPELOVITZ (G-P)		KEVIN K. KAUL (NPP)	
0029298	12	1.63%	0	0.00%
0029434	5	0.58%	1	0.12%
0029462	4	0.63%	0	0.00%
0029661	2	0.22%	0	0.00%
0029782	8	0.91%	1	0.11%
0031082	2	0.25%	1	0.13%
0031193	1	0.11%	0	0.00%
0031245	4	0.51%	0	0.00%
0031283	6	0.75%	0	0.00%
0031359	2	0.19%	0	0.00%
0031432	3	0.34%	2	0.22%
0031484	7	0.98%	0	0.00%
0031546	7	1.36%	1	0.19%
0031631	8	1.13%	1	0.14%
0031662	2	0.22%	0	0.00%
0031765	3	0.64%	0	0.00%
0031839	2	0.20%	0	0.00%
0031947	3	0.38%	0	0.00%
0031958	6	0.65%	1	0.11%
0032101	5	0.69%	2	0.28%
0032206	1	0.10%	1	0.10%
0032470	3	0.38%	0	0.00%
0032554	5	0.54%	3	0.33%
0032773	2	0.24%	1	0.12%
0032872	4	0.64%	2	0.32%
0033108	3	0.34%	2	0.23%
0033126	5	0.52%	0	0.00%
0033227	2	0.21%	0	0.00%
0033431	2	0.33%	0	0.00%
0033529	2	0.31%	0	0.00%
0033713	3	0.38%	1	0.13%
0033859	3	0.30%	1	0.10%
0033942	4	0.57%	0	0.00%

Precinct	CHAUNCEY "SLIM" KILLENS (REP)		KEVIN KILEY (REP)		PATRICK KILPATRICK (DEM)		ANTHONY TRIMINO (REP)		JOEL VENTRESCA (DEM)		KEVIN L. FAULCONER (REP)		RHONDA FURIN (REP)	
0029298	1	0.14%	49	6.68%	4	0.54%	1	0.14%	16	2.18%	88	11.99%	0	0.00%
0029434	0	0.00%	43	4.95%	7	0.81%	3	0.35%	10	1.15%	105	12.10%	2	0.23%
0029462	3	0.47%	35	5.54%	1	0.16%	0	0.00%	16	2.53%	100	15.82%	1	0.16%
0029661	0	0.00%	46	4.98%	4	0.43%	1	0.11%	22	2.38%	186	20.13%	1	0.11%
0029782	1	0.11%	54	6.12%	11	1.25%	0	0.00%	21	2.38%	168	19.03%	0	0.00%
0031082	3	0.38%	78	9.90%	9	1.14%	1	0.13%	15	1.90%	50	6.35%	1	0.13%
0031193	1	0.11%	77	8.36%	4	0.43%	1	0.11%	16	1.74%	71	7.71%	2	0.22%
0031245	0	0.00%	80	10.19%	6	0.76%	1	0.13%	10	1.27%	67	8.54%	0	0.00%
0031283	0	0.00%	69	8.63%	6	0.75%	1	0.13%	9	1.13%	70	8.75%	0	0.00%
0031359	0	0.00%	81	7.68%	8	0.76%	2	0.19%	25	2.37%	77	7.30%	1	0.09%
0031432	0	0.00%	84	9.39%	12	1.34%	1	0.11%	17	1.90%	62	6.93%	0	0.00%
0031484	0	0.00%	62	8.70%	2	0.28%	4	0.56%	6	0.84%	43	6.03%	0	0.00%
0031546	1	0.19%	31	6.04%	7	1.36%	5	0.97%	12	2.34%	26	5.07%	0	0.00%
0031631	0	0.00%	68	9.58%	2	0.28%	1	0.14%	9	1.27%	37	5.21%	0	0.00%
0031662	0	0.00%	80	8.90%	6	0.67%	3	0.33%	10	1.11%	55	6.12%	2	0.22%
0031765	0	0.00%	30	6.44%	2	0.43%	1	0.21%	6	1.29%	48	10.30%	1	0.21%
0031839	2	0.20%	154	15.48%	3	0.30%	7	0.70%	26	2.61%	45	4.52%	0	0.00%
0031947	0	0.00%	118	14.82%	5	0.63%	1	0.13%	11	1.38%	43	5.40%	2	0.25%
0031958	0	0.00%	145	15.80%	9	0.98%	4	0.44%	18	1.96%	50	5.45%	0	0.00%
0032101	1	0.14%	125	17.34%	4	0.55%	0	0.00%	6	0.83%	42	5.83%	0	0.00%
0032206	0	0.00%	167	16.65%	9	0.90%	3	0.30%	15	1.50%	55	5.48%	0	0.00%
0032470	2	0.26%	98	12.50%	0	0.00%	3	0.38%	18	2.30%	36	4.59%	0	0.00%
0032554	0	0.00%	154	16.70%	8	0.87%	4	0.43%	16	1.74%	41	4.45%	0	0.00%
0032773	0	0.00%	122	14.59%	3	0.36%	11	1.32%	24	2.87%	57	6.82%	0	0.00%
0032872	1	0.16%	82	13.04%	7	1.11%	3	0.48%	8	1.27%	38	6.04%	1	0.16%
0033108	0	0.00%	139	15.90%	5	0.57%	2	0.23%	24	2.75%	75	8.58%	0	0.00%
0033126	1	0.10%	123	12.87%	2	0.21%	4	0.42%	23	2.41%	82	8.58%	0	0.00%
0033227	0	0.00%	144	15.05%	12	1.25%	5	0.52%	14	1.46%	82	8.57%	0	0.00%
0033431	0	0.00%	81	13.41%	4	0.66%	2	0.33%	14	2.32%	57	9.44%	0	0.00%
0033529	0	0.00%	81	12.48%	1	0.15%	3	0.46%	12	1.85%	51	7.86%	0	0.00%
0033713	2	0.25%	104	13.16%	4	0.51%	2	0.25%	17	2.15%	69	8.73%	0	0.00%
0033859	0	0.00%	201	20.28%	6	0.61%	1	0.10%	13	1.31%	80	8.07%	2	0.20%
0033942	0	0.00%	98	14.08%	2	0.29%	3	0.43%	16	2.30%	62	8.91%	0	0.00%

Precinct	ROBERT C. NEWMAN II (REP)		DENNIS RICHTER (NPP)		BRANDON M. ROSS (DEM)		SAM L. GALLUCCI (REP)		TED GAINES (REP)		CAITLYN JENNER (REP)		LEO S. ZACKY (REP)	
0029298	2	0.27%	1	0.14%	26	3.54%	0	0.00%	13	1.77%	12	1.63%	0	0.00%
0029434	0	0.00%	1	0.12%	54	6.22%	0	0.00%	25	2.88%	11	1.27%	0	0.00%
0029462	2	0.32%	0	0.00%	31	4.91%	0	0.00%	12	1.90%	9	1.42%	0	0.00%
0029661	1	0.11%	0	0.00%	54	5.84%	0	0.00%	21	2.27%	9	0.97%	0	0.00%
0029782	0	0.00%	0	0.00%	47	5.32%	0	0.00%	15	1.70%	8	0.91%	0	0.00%
0031082	0	0.00%	0	0.00%	22	2.79%	3	0.38%	21	2.66%	4	0.51%	1	0.13%
0031193	1	0.11%	1	0.11%	21	2.28%	1	0.11%	14	1.52%	7	0.76%	0	0.00%
0031245	0	0.00%	1	0.13%	23	2.93%	0	0.00%	23	2.93%	9	1.15%	0	0.00%
0031283	0	0.00%	0	0.00%	23	2.88%	0	0.00%	23	2.88%	7	0.88%	0	0.00%
0031359	2	0.19%	1	0.09%	45	4.27%	0	0.00%	20	1.90%	10	0.95%	2	0.19%
0031432	1	0.11%	0	0.00%	33	3.69%	0	0.00%	17	1.90%	3	0.34%	1	0.11%
0031484	0	0.00%	2	0.28%	11	1.54%	3	0.42%	11	1.54%	12	1.68%	0	0.00%
0031546	1	0.19%	3	0.58%	23	4.48%	0	0.00%	9	1.75%	7	1.36%	0	0.00%
0031631	2	0.28%	2	0.28%	26	3.66%	1	0.14%	10	1.41%	4	0.56%	1	0.14%
0031662	1	0.11%	3	0.33%	26	2.89%	0	0.00%	18	2.00%	8	0.89%	0	0.00%
0031765	0	0.00%	0	0.00%	19	4.08%	1	0.21%	6	1.29%	6	1.29%	0	0.00%
0031839	1	0.10%	0	0.00%	26	2.61%	0	0.00%	21	2.11%	9	0.90%	0	0.00%
0031947	0	0.00%	0	0.00%	18	2.26%	0	0.00%	13	1.63%	5	0.63%	0	0.00%
0031958	1	0.11%	0	0.00%	24	2.61%	1	0.11%	17	1.85%	10	1.09%	1	0.11%
0032101	0	0.00%	0	0.00%	3	0.42%	1	0.14%	18	2.50%	5	0.69%	0	0.00%
0032206	2	0.20%	0	0.00%	21	2.09%	1	0.10%	17	1.69%	6	0.60%	0	0.00%
0032470	0	0.00%	1	0.13%	18	2.30%	2	0.26%	21	2.68%	6	0.77%	0	0.00%
0032554	0	0.00%	0	0.00%	16	1.74%	0	0.00%	15	1.63%	6	0.65%	0	0.00%
0032773	0	0.00%	1	0.12%	25	2.99%	0	0.00%	25	2.99%	8	0.96%	0	0.00%
0032872	1	0.16%	0	0.00%	26	4.13%	1	0.16%	13	2.07%	9	1.43%	0	0.00%
0033108	0	0.00%	0	0.00%	29	3.32%	1	0.11%	19	2.17%	9	1.03%	0	0.00%
0033126	0	0.00%	0	0.00%	31	3.24%	0	0.00%	32	3.35%	3	0.31%	0	0.00%
0033227	2	0.21%	1	0.10%	36	3.76%	3	0.31%	36	3.76%	10	1.04%	0	0.00%
0033431	0	0.00%	1	0.17%	25	4.14%	0	0.00%	11	1.82%	9	1.49%	0	0.00%
0033529	1	0.15%	3	0.46%	21	3.24%	0	0.00%	16	2.47%	7	1.08%	0	0.00%
0033713	0	0.00%	2	0.25%	27	3.42%	0	0.00%	19	2.41%	3	0.38%	0	0.00%
0033859	0	0.00%	0	0.00%	29	2.93%	0	0.00%	28	2.83%	12	1.21%	0	0.00%
0033942	0	0.00%	0	0.00%	41	5.89%	3	0.43%	14	2.01%	9	1.29%	0	0.00%

Precinct	JENNY RAE LE ROUX (REP)		DAVID LOZANO (REP)		STEVE CHAVEZ LODGE (REP)		MICHAEL LOEBBS (NPP)		DENIS LUCEY (NPP)		DIEGO MARTINEZ (REP)		JEREMIAH "JEREMY" MARCINIAK (NPP)	
0029298	1	0.14%	0	0.00%	0	0.00%	4	0.54%	0	0.00%	0	0.00%	0	0.00%
0029434	0	0.00%	0	0.00%	1	0.12%	3	0.35%	0	0.00%	0	0.00%	0	0.00%
0029462	0	0.00%	0	0.00%	0	0.00%	3	0.47%	0	0.00%	0	0.00%	0	0.00%
0029661	4	0.43%	1	0.11%	0	0.00%	0	0.00%	0	0.00%	0	0.00%	0	0.00%
0029782	0	0.00%	0	0.00%	0	0.00%	2	0.23%	0	0.00%	0	0.00%	0	0.00%
0031082	1	0.13%	0	0.00%	2	0.25%	1	0.13%	0	0.00%	0	0.00%	0	0.00%
0031193	1	0.11%	1	0.11%	1	0.11%	1	0.11%	0	0.00%	0	0.00%	0	0.00%
0031245	1	0.13%	0	0.00%	3	0.38%	0	0.00%	0	0.00%	1	0.13%	0	0.00%
0031283	3	0.38%	0	0.00%	1	0.13%	2	0.25%	0	0.00%	2	0.25%	0	0.00%
0031359	4	0.38%	0	0.00%	0	0.00%	3	0.28%	1	0.09%	0	0.00%	0	0.00%
0031432	1	0.11%	1	0.11%	4	0.45%	0	0.00%	0	0.00%	0	0.00%	0	0.00%
0031484	4	0.56%	0	0.00%	0	0.00%	1	0.14%	0	0.00%	1	0.14%	0	0.00%
0031546	1	0.19%	0	0.00%	1	0.19%	0	0.00%	0	0.00%	0	0.00%	0	0.00%
0031631	0	0.00%	0	0.00%	3	0.42%	1	0.14%	0	0.00%	0	0.00%	0	0.00%
0031662	2	0.22%	0	0.00%	1	0.11%	0	0.00%	1	0.11%	0	0.00%	2	0.22%
0031765	1	0.21%	0	0.00%	1	0.21%	0	0.00%	0	0.00%	1	0.21%	1	0.21%
0031839	2	0.20%	0	0.00%	0	0.00%	1	0.10%	3	0.30%	0	0.00%	0	0.00%
0031947	2	0.25%	0	0.00%	0	0.00%	0	0.00%	0	0.00%	0	0.00%	1	0.13%
0031958	1	0.11%	1	0.11%	0	0.00%	3	0.33%	0	0.00%	0	0.00%	0	0.00%
0032101	1	0.14%	0	0.00%	0	0.00%	0	0.00%	0	0.00%	0	0.00%	0	0.00%
0032206	1	0.10%	0	0.00%	0	0.00%	2	0.20%	0	0.00%	3	0.30%	0	0.00%
0032470	2	0.26%	0	0.00%	1	0.13%	1	0.13%	0	0.00%	1	0.13%	2	0.26%
0032554	2	0.22%	2	0.22%	2	0.22%	2	0.22%	0	0.00%	0	0.00%	0	0.00%
0032773	1	0.12%	0	0.00%	3	0.36%	4	0.48%	0	0.00%	1	0.12%	0	0.00%
0032872	1	0.16%	0	0.00%	3	0.48%	1	0.16%	1	0.16%	0	0.00%	0	0.00%
0033108	2	0.23%	1	0.11%	3	0.34%	1	0.11%	0	0.00%	0	0.00%	0	0.00%
0033126	1	0.10%	0	0.00%	2	0.21%	1	0.10%	0	0.00%	0	0.00%	0	0.00%
0033227	1	0.10%	0	0.00%	0	0.00%	4	0.42%	1	0.10%	0	0.00%	0	0.00%
0033431	0	0.00%	0	0.00%	0	0.00%	0	0.00%	0	0.00%	0	0.00%	0	0.00%
0033529	0	0.00%	0	0.00%	1	0.15%	3	0.46%	0	0.00%	0	0.00%	0	0.00%
0033713	3	0.38%	1	0.13%	1	0.13%	2	0.25%	0	0.00%	0	0.00%	0	0.00%
0033859	2	0.20%	0	0.00%	1	0.10%	3	0.30%	0	0.00%	2	0.20%	0	0.00%
0033942	1	0.14%	1	0.14%	1	0.14%	3	0.43%	1	0.14%	0	0.00%	0	0.00%

Precinct	DANIEL MERCURI (REP)		JACQUELINE MCGOWAN (DEM)		DAVID MOORE (NPP)		DAVID ALEXANDER BRAMANTE (REP)		HOLLY L. BAABE (DEM)		ANGELYNE (NPP)		JAMES G. HANINK (NPP)	
0029298	0	0.00%	11	1.50%	4	0.54%	1	0.14%	7	0.95%	5	0.68%	0	0.00%
0029434	1	0.12%	19	2.19%	2	0.23%	0	0.00%	3	0.35%	3	0.35%	0	0.00%
0029462	3	0.47%	11	1.74%	1	0.16%	0	0.00%	2	0.32%	2	0.32%	1	0.16%
0029661	0	0.00%	9	0.97%	3	0.32%	0	0.00%	6	0.65%	1	0.11%	1	0.11%
0029782	0	0.00%	7	0.79%	0	0.00%	0	0.00%	7	0.79%	0	0.00%	0	0.00%
0031082	2	0.25%	17	2.16%	1	0.13%	0	0.00%	2	0.25%	0	0.00%	1	0.13%
0031193	0	0.00%	16	1.74%	0	0.00%	0	0.00%	6	0.65%	4	0.43%	2	0.22%
0031245	0	0.00%	7	0.89%	0	0.00%	0	0.00%	1	0.13%	3	0.38%	1	0.13%
0031283	0	0.00%	9	1.13%	1	0.13%	0	0.00%	3	0.38%	2	0.25%	0	0.00%
0031359	0	0.00%	21	1.99%	1	0.09%	0	0.00%	4	0.38%	1	0.09%	0	0.00%
0031432	2	0.22%	24	2.68%	2	0.22%	1	0.11%	2	0.22%	0	0.00%	0	0.00%
0031484	1	0.14%	11	1.54%	1	0.14%	0	0.00%	3	0.42%	0	0.00%	0	0.00%
0031546	0	0.00%	21	4.09%	0	0.00%	1	0.19%	1	0.19%	1	0.19%	1	0.19%
0031631	0	0.00%	10	1.41%	3	0.42%	0	0.00%	3	0.42%	1	0.14%	0	0.00%
0031662	3	0.33%	21	2.34%	3	0.33%	0	0.00%	4	0.44%	1	0.11%	2	0.22%
0031765	0	0.00%	15	3.22%	0	0.00%	1	0.21%	3	0.64%	2	0.43%	1	0.21%
0031839	0	0.00%	8	0.80%	0	0.00%	0	0.00%	7	0.70%	2	0.20%	1	0.10%
0031947	0	0.00%	18	2.26%	2	0.25%	0	0.00%	2	0.25%	2	0.25%	0	0.00%
0031958	0	0.00%	10	1.09%	1	0.11%	0	0.00%	4	0.44%	1	0.11%	1	0.11%
0032101	0	0.00%	5	0.69%	0	0.00%	0	0.00%	4	0.55%	3	0.42%	1	0.14%
0032206	0	0.00%	15	1.50%	0	0.00%	1	0.10%	2	0.20%	4	0.40%	0	0.00%
0032470	1	0.13%	13	1.66%	0	0.00%	2	0.26%	1	0.13%	0	0.00%	1	0.13%
0032554	0	0.00%	8	0.87%	4	0.43%	2	0.22%	1	0.11%	4	0.43%	0	0.00%
0032773	0	0.00%	15	1.79%	0	0.00%	1	0.12%	7	0.84%	0	0.00%	1	0.12%
0032872	0	0.00%	19	3.02%	1	0.16%	0	0.00%	1	0.16%	0	0.00%	0	0.00%
0033108	1	0.11%	6	0.69%	0	0.00%	0	0.00%	4	0.46%	1	0.11%	0	0.00%
0033126	0	0.00%	15	1.57%	0	0.00%	2	0.21%	3	0.31%	0	0.00%	0	0.00%
0033227	0	0.00%	4	0.42%	0	0.00%	0	0.00%	5	0.52%	2	0.21%	0	0.00%
0033431	0	0.00%	4	0.66%	1	0.17%	0	0.00%	3	0.50%	0	0.00%	0	0.00%
0033529	0	0.00%	4	0.62%	0	0.00%	0	0.00%	6	0.92%	3	0.46%	0	0.00%
0033713	0	0.00%	12	1.52%	2	0.25%	0	0.00%	1	0.13%	0	0.00%	0	0.00%
0033859	0	0.00%	6	0.61%	1	0.10%	0	0.00%	8	0.81%	1	0.10%	0	0.00%
0033942	0	0.00%	14	2.01%	0	0.00%	0	0.00%	3	0.43%	0	0.00%	0	0.00%

Precinct	DAVID HILLBERG (REP)		JEFF HEWITT (LIB)		JOHN R. DRAKE (DEM)		LARRY A. ELDER (REP)		KEVIN PAFFRATH (DEM)		ADAM PAPAGAN (NPP)		ARMANDO "MANDO" PEREZ- SERRATO (DEM)	
0029298	0	0.00%	6	0.82%	4	0.54%	329	44.82%	76	10.35%	0	0.00%	3	0.41%
0029434	0	0.00%	6	0.69%	8	0.92%	416	47.93%	81	9.33%	0	0.00%	0	0.00%
0029462	0	0.00%	3	0.47%	2	0.32%	269	42.56%	69	10.92%	0	0.00%	1	0.16%
0029661	1	0.11%	5	0.54%	7	0.76%	411	44.48%	71	7.68%	0	0.00%	3	0.32%
0029782	0	0.00%	6	0.68%	0	0.00%	375	42.47%	87	9.85%	1	0.11%	0	0.00%
0031082	0	0.00%	6	0.76%	1	0.13%	424	53.81%	46	5.84%	0	0.00%	4	0.51%
0031193	0	0.00%	4	0.43%	4	0.43%	537	58.31%	56	6.08%	0	0.00%	2	0.22%
0031245	0	0.00%	3	0.38%	3	0.38%	453	57.71%	30	3.82%	0	0.00%	1	0.13%
0031283	0	0.00%	5	0.63%	3	0.38%	451	56.38%	37	4.63%	0	0.00%	1	0.13%
0031359	0	0.00%	7	0.66%	3	0.28%	570	54.03%	72	6.82%	0	0.00%	2	0.19%
0031432	1	0.11%	10	1.12%	2	0.22%	487	54.41%	47	5.25%	0	0.00%	4	0.45%
0031484	2	0.28%	2	0.28%	3	0.42%	403	56.52%	55	7.71%	0	0.00%	1	0.14%
0031546	0	0.00%	3	0.58%	4	0.78%	267	52.05%	45	8.77%	0	0.00%	3	0.58%
0031631	0	0.00%	1	0.14%	6	0.85%	387	54.51%	63	8.87%	0	0.00%	1	0.14%
0031662	0	0.00%	7	0.78%	8	0.89%	518	57.62%	48	5.34%	1	0.11%	4	0.44%
0031765	0	0.00%	5	1.07%	2	0.43%	221	47.42%	35	7.51%	0	0.00%	1	0.21%
0031839	0	0.00%	5	0.50%	5	0.50%	554	55.68%	38	3.82%	0	0.00%	3	0.30%
0031947	0	0.00%	7	0.88%	1	0.13%	445	55.90%	42	5.28%	0	0.00%	0	0.00%
0031958	0	0.00%	5	0.54%	1	0.11%	504	54.90%	45	4.90%	0	0.00%	0	0.00%
0032101	0	0.00%	3	0.42%	6	0.83%	376	52.15%	49	6.80%	0	0.00%	0	0.00%
0032206	0	0.00%	8	0.80%	1	0.10%	558	55.63%	47	4.69%	0	0.00%	1	0.10%
0032470	0	0.00%	4	0.51%	0	0.00%	444	56.63%	46	5.87%	0	0.00%	1	0.13%
0032554	0	0.00%	0	0.00%	2	0.22%	516	55.97%	40	4.34%	0	0.00%	1	0.11%
0032773	0	0.00%	4	0.48%	7	0.84%	408	48.80%	60	7.18%	0	0.00%	0	0.00%
0032872	0	0.00%	5	0.79%	2	0.32%	316	50.24%	36	5.72%	0	0.00%	1	0.16%
0033108	0	0.00%	1	0.11%	1	0.11%	445	50.92%	41	4.69%	0	0.00%	1	0.11%
0033126	1	0.10%	4	0.42%	6	0.63%	476	49.79%	67	7.01%	1	0.10%	1	0.10%
0033227	0	0.00%	2	0.21%	8	0.84%	476	49.74%	40	4.18%	0	0.00%	1	0.10%
0033431	0	0.00%	3	0.50%	2	0.33%	309	51.16%	48	7.95%	0	0.00%	1	0.17%
0033529	0	0.00%	2	0.31%	1	0.15%	323	49.77%	67	10.32%	0	0.00%	1	0.15%
0033713	0	0.00%	6	0.76%	0	0.00%	404	51.14%	46	5.82%	0	0.00%	1	0.13%
0033859	0	0.00%	12	1.21%	8	0.81%	453	45.71%	68	6.86%	0	0.00%	3	0.30%
0033942	0	0.00%	4	0.57%	2	0.29%	312	44.83%	53	7.61%	0	0.00%	3	0.43%

Precinct	JOHN COX (REP)		HEATHER COLLINS (G-P)		DANIEL WATTS (DEM)		NICKOLAS WILDSTAR (REP)		SARAH STEPHENS (REP)		DENVER STONER (REP)		JOE M. SYMMON (REP)	
0029298	31	4.22%	3	0.41%	13	1.77%	0	0.00%	1	0.14%	0	0.00%	0	0.00%
0029434	28	3.23%	5	0.58%	13	1.50%	1	0.12%	0	0.00%	0	0.00%	0	0.00%
0029462	21	3.32%	6	0.95%	13	2.06%	0	0.00%	0	0.00%	1	0.16%	0	0.00%
0029661	17	1.84%	8	0.87%	9	0.97%	0	0.00%	0	0.00%	2	0.22%	0	0.00%
0029782	31	3.51%	3	0.34%	13	1.47%	0	0.00%	0	0.00%	0	0.00%	0	0.00%
0031082	39	4.95%	2	0.25%	18	2.28%	0	0.00%	1	0.13%	2	0.25%	0	0.00%
0031193	45	4.89%	4	0.43%	8	0.87%	0	0.00%	0	0.00%	3	0.33%	0	0.00%
0031245	32	4.08%	3	0.38%	9	1.15%	0	0.00%	3	0.38%	0	0.00%	0	0.00%
0031283	47	5.88%	1	0.13%	3	0.38%	0	0.00%	0	0.00%	3	0.38%	0	0.00%
0031359	49	4.64%	7	0.66%	15	1.42%	0	0.00%	0	0.00%	1	0.09%	0	0.00%
0031432	38	4.25%	6	0.67%	13	1.45%	0	0.00%	0	0.00%	3	0.34%	1	0.11%
0031484	30	4.21%	3	0.42%	5	0.70%	0	0.00%	2	0.28%	5	0.70%	0	0.00%
0031546	15	2.92%	5	0.97%	7	1.36%	0	0.00%	1	0.19%	1	0.19%	0	0.00%
0031631	30	4.23%	2	0.28%	11	1.55%	0	0.00%	0	0.00%	3	0.42%	1	0.14%
0031662	37	4.12%	2	0.22%	9	1.00%	0	0.00%	0	0.00%	1	0.11%	1	0.11%
0031765	21	4.51%	4	0.86%	16	3.43%	0	0.00%	0	0.00%	2	0.43%	0	0.00%
0031839	45	4.52%	2	0.20%	11	1.11%	0	0.00%	0	0.00%	2	0.20%	0	0.00%
0031947	26	3.27%	2	0.25%	12	1.51%	0	0.00%	2	0.25%	3	0.38%	0	0.00%
0031958	32	3.49%	3	0.33%	8	0.87%	0	0.00%	0	0.00%	4	0.44%	0	0.00%
0032101	42	5.83%	1	0.14%	4	0.55%	0	0.00%	1	0.14%	0	0.00%	0	0.00%
0032206	44	4.39%	3	0.30%	7	0.70%	0	0.00%	0	0.00%	3	0.30%	0	0.00%
0032470	44	5.61%	1	0.13%	4	0.51%	1	0.13%	0	0.00%	1	0.13%	0	0.00%
0032554	44	4.77%	3	0.33%	9	0.98%	0	0.00%	0	0.00%	6	0.65%	0	0.00%
0032773	23	2.75%	4	0.48%	11	1.32%	0	0.00%	1	0.12%	1	0.12%	0	0.00%
0032872	28	4.45%	3	0.48%	5	0.79%	0	0.00%	0	0.00%	0	0.00%	0	0.00%
0033108	37	4.23%	3	0.34%	5	0.57%	0	0.00%	0	0.00%	0	0.00%	0	0.00%
0033126	39	4.08%	5	0.52%	6	0.63%	0	0.00%	0	0.00%	2	0.21%	0	0.00%
0033227	42	4.39%	4	0.42%	7	0.73%	0	0.00%	0	0.00%	1	0.10%	0	0.00%
0033431	17	2.81%	3	0.50%	1	0.17%	0	0.00%	1	0.17%	1	0.17%	0	0.00%
0033529	19	2.93%	3	0.46%	7	1.08%	0	0.00%	0	0.00%	3	0.46%	0	0.00%
0033713	30	3.80%	2	0.25%	9	1.14%	0	0.00%	0	0.00%	3	0.38%	0	0.00%
0033859	29	2.93%	1	0.10%	9	0.91%	0	0.00%	0	0.00%	0	0.00%	0	0.00%
0033942	29	4.17%	2	0.29%	3	0.43%	1	0.14%	1	0.14%	0	0.00%	0	0.00%

Precinct	MAJOR SINGH (NPP)		DOUG OSE (REP)		Write-in		Total Votes	ROXANNE Qualified Write In		STACY SMITH Qualified Write In		MAJOR WILLIAMS Qualified Write In	
0029298	3	0.41%	7	0.95%	0	0.00%	734	0	0.00%	0	0.00%	0	0.00%
0029434	0	0.00%	11	1.27%	0	0.00%	868	0	0.00%	0	0.00%	0	0.00%
0029462	2	0.32%	6	0.95%	2	0.32%	632	0	0.00%	0	0.00%	2	0.32%
0029661	2	0.22%	16	1.73%	0	0.00%	924	0	0.00%	0	0.00%	0	0.00%
0029782	1	0.11%	16	1.81%	0	0.00%	883	0	0.00%	0	0.00%	0	0.00%
0031082	0	0.00%	7	0.89%	0	0.00%	788	0	0.00%	0	0.00%	0	0.00%
0031193	0	0.00%	8	0.87%	0	0.00%	921	0	0.00%	0	0.00%	0	0.00%
0031245	0	0.00%	7	0.89%	0	0.00%	785	0	0.00%	0	0.00%	0	0.00%
0031283	2	0.25%	9	1.13%	1	0.13%	800	0	0.00%	0	0.00%	1	0.13%
0031359	0	0.00%	13	1.23%	5	0.47%	1,055	0	0.00%	0	0.00%	5	0.47%
0031432	0	0.00%	8	0.89%	2	0.22%	895	0	0.00%	0	0.00%	2	0.22%
0031484	0	0.00%	15	2.10%	2	0.28%	713	0	0.00%	0	0.00%	2	0.28%
0031546	1	0.19%	1	0.19%	0	0.00%	513	0	0.00%	0	0.00%	0	0.00%
0031631	2	0.28%	10	1.41%	0	0.00%	710	0	0.00%	0	0.00%	0	0.00%
0031662	1	0.11%	6	0.67%	2	0.22%	899	0	0.00%	0	0.00%	2	0.22%
0031765	2	0.43%	8	1.72%	0	0.00%	466	0	0.00%	0	0.00%	0	0.00%
0031839	3	0.30%	3	0.30%	4	0.40%	995	0	0.00%	0	0.00%	4	0.40%
0031947	1	0.13%	9	1.13%	0	0.00%	796	0	0.00%	0	0.00%	0	0.00%
0031958	1	0.11%	5	0.54%	1	0.11%	918	0	0.00%	0	0.00%	1	0.11%
0032101	2	0.28%	7	0.97%	4	0.55%	721	0	0.00%	0	0.00%	4	0.55%
0032206	0	0.00%	5	0.50%	0	0.00%	1,003	0	0.00%	0	0.00%	0	0.00%
0032470	0	0.00%	5	0.64%	0	0.00%	784	0	0.00%	0	0.00%	0	0.00%
0032554	0	0.00%	4	0.43%	2	0.22%	922	0	0.00%	0	0.00%	2	0.22%
0032773	0	0.00%	5	0.60%	0	0.00%	836	0	0.00%	0	0.00%	0	0.00%
0032872	1	0.16%	9	1.43%	0	0.00%	629	0	0.00%	0	0.00%	0	0.00%
0033108	3	0.34%	10	1.14%	0	0.00%	874	0	0.00%	0	0.00%	0	0.00%
0033126	4	0.42%	13	1.36%	1	0.10%	956	0	0.00%	0	0.00%	1	0.10%
0033227	1	0.10%	9	0.94%	2	0.21%	957	0	0.00%	0	0.00%	2	0.21%
0033431	0	0.00%	4	0.66%	0	0.00%	604	0	0.00%	0	0.00%	0	0.00%
0033529	2	0.31%	6	0.92%	0	0.00%	649	0	0.00%	0	0.00%	0	0.00%
0033713	3	0.38%	10	1.27%	1	0.13%	790	0	0.00%	0	0.00%	1	0.13%
0033859	0	0.00%	8	0.81%	0	0.00%	991	0	0.00%	0	0.00%	0	0.00%
0033942	4	0.57%	5	0.72%	1	0.14%	696	0	0.00%	0	0.00%	1	0.14%

Precinct	THUY E. HUGENS Qualified Write In		MIKI HABRYN Qualified Write In		VINCE LUNDGREN Qualified Write In		VIVEK B. MOHAN Qualified Write In	
0029298	0	0.00%	0	0.00%	0	0.00%	0	0.00%
0029434	0	0.00%	0	0.00%	0	0.00%	0	0.00%
0029462	0	0.00%	0	0.00%	0	0.00%	0	0.00%
0029661	0	0.00%	0	0.00%	0	0.00%	0	0.00%
0029782	0	0.00%	0	0.00%	0	0.00%	0	0.00%
0031082	0	0.00%	0	0.00%	0	0.00%	0	0.00%
0031193	0	0.00%	0	0.00%	0	0.00%	0	0.00%
0031245	0	0.00%	0	0.00%	0	0.00%	0	0.00%
0031283	0	0.00%	0	0.00%	0	0.00%	0	0.00%
0031359	0	0.00%	0	0.00%	0	0.00%	0	0.00%
0031432	0	0.00%	0	0.00%	0	0.00%	0	0.00%
0031484	0	0.00%	0	0.00%	0	0.00%	0	0.00%
0031546	0	0.00%	0	0.00%	0	0.00%	0	0.00%
0031631	0	0.00%	0	0.00%	0	0.00%	0	0.00%
0031662	0	0.00%	0	0.00%	0	0.00%	0	0.00%
0031765	0	0.00%	0	0.00%	0	0.00%	0	0.00%
0031839	0	0.00%	0	0.00%	0	0.00%	0	0.00%
0031947	0	0.00%	0	0.00%	0	0.00%	0	0.00%
0031958	0	0.00%	0	0.00%	0	0.00%	0	0.00%
0032101	0	0.00%	0	0.00%	0	0.00%	0	0.00%
0032206	0	0.00%	0	0.00%	0	0.00%	0	0.00%
0032470	0	0.00%	0	0.00%	0	0.00%	0	0.00%
0032554	0	0.00%	0	0.00%	0	0.00%	0	0.00%
0032773	0	0.00%	0	0.00%	0	0.00%	0	0.00%
0032872	0	0.00%	0	0.00%	0	0.00%	0	0.00%
0033108	0	0.00%	0	0.00%	0	0.00%	0	0.00%
0033126	0	0.00%	0	0.00%	0	0.00%	0	0.00%
0033227	0	0.00%	0	0.00%	0	0.00%	0	0.00%
0033431	0	0.00%	0	0.00%	0	0.00%	0	0.00%
0033529	0	0.00%	0	0.00%	0	0.00%	0	0.00%
0033713	0	0.00%	0	0.00%	0	0.00%	0	0.00%
0033859	0	0.00%	0	0.00%	0	0.00%	0	0.00%
0033942	0	0.00%	0	0.00%	0	0.00%	0	0.00%

Precinct	Times Cast	Registered Voters	Undervotes	Overvotes
0034009	1,163	1,618	329	1
0034064	1,223	1,861	447	2
0034225	1,037	1,836	431	2
0034322	1,300	1,808	418	1
0034410	1,272	1,763	374	2
0034600	1,120	1,447	349	0
0034639	1,157	1,679	336	2
0034726	1,350	1,820	440	1
0034871	1,374	1,719	487	3
0035127	981	1,313	262	3
0035181	1,009	1,376	246	2
0035224	1,083	1,571	309	0
0035272	1,144	1,497	346	0
0035402	1,157	1,726	295	2
0035500	754	1,080	220	0
0035636	1,377	1,774	454	0
0035784	1,196	1,548	370	0
0035805	1,534	1,953	512	0
0035852	1,310	1,656	434	0
0036005	1,312	1,821	445	1
0036104	1,385	1,950	482	2
0036176	1,118	1,745	335	2
0036274	1,234	1,709	314	1
0036407	1,336	1,891	441	0
0036433	1,262	1,817	487	3
0036503	1,008	1,272	284	2
0036556	1,401	1,821	491	0
0036602	1,111	1,405	337	0
0036637	1,373	1,720	421	0
0036712	1,470	1,950	497	4
0036844	1,192	1,752	388	0
0036895	1,320	1,764	400	2
0036962	1,119	1,456	369	1

Precinct	DAN KAPELOVITZ (G-P)		KEVIN K. KAUL (NPP)	
0034009	2	0.24%	0	0.00%
0034064	5	0.65%	0	0.00%
0034225	5	0.83%	1	0.17%
0034322	1	0.11%	1	0.11%
0034410	2	0.22%	2	0.22%
0034600	8	1.04%	0	0.00%
0034639	11	1.34%	0	0.00%
0034726	6	0.66%	0	0.00%
0034871	12	1.36%	1	0.11%
0035127	0	0.00%	1	0.14%
0035181	3	0.39%	0	0.00%
0035224	4	0.52%	0	0.00%
0035272	2	0.25%	2	0.25%
0035402	4	0.47%	2	0.23%
0035500	2	0.37%	1	0.19%
0035636	4	0.43%	1	0.11%
0035784	7	0.85%	0	0.00%
0035805	7	0.68%	3	0.29%
0035852	2	0.23%	1	0.11%
0036005	6	0.69%	2	0.23%
0036104	8	0.89%	0	0.00%
0036176	3	0.38%	1	0.13%
0036274	3	0.33%	1	0.11%
0036407	1	0.11%	1	0.11%
0036433	9	1.17%	1	0.13%
0036503	1	0.14%	0	0.00%
0036556	0	0.00%	1	0.11%
0036602	4	0.52%	0	0.00%
0036637	5	0.53%	1	0.11%
0036712	1	0.10%	0	0.00%
0036844	8	1.00%	0	0.00%
0036895	4	0.44%	1	0.11%
0036962	2	0.27%	0	0.00%

Precinct	CHAUNCEY "SLIM" KILLENS (REP)		KEVIN KILEY (REP)		PATRICK KILPATRICK (DEM)		ANTHONY TRIMINO (REP)		JOEL VENTRESCA (DEM)		KEVIN L. FAULCONER (REP)		RHONDA FURIN (REP)	
0034009	0	0.00%	62	7.44%	7	0.84%	2	0.24%	14	1.68%	61	7.32%	1	0.12%
0034064	1	0.13%	71	9.17%	16	2.07%	0	0.00%	17	2.20%	50	6.46%	0	0.00%
0034225	0	0.00%	38	6.29%	10	1.66%	1	0.17%	15	2.48%	49	8.11%	1	0.17%
0034322	2	0.23%	89	10.10%	7	0.79%	1	0.11%	28	3.18%	69	7.83%	2	0.23%
0034410	1	0.11%	88	9.82%	7	0.78%	3	0.33%	17	1.90%	84	9.38%	1	0.11%
0034600	0	0.00%	86	11.15%	4	0.52%	4	0.52%	15	1.95%	64	8.30%	0	0.00%
0034639	0	0.00%	111	13.55%	8	0.98%	1	0.12%	22	2.69%	45	5.49%	1	0.12%
0034726	0	0.00%	127	13.97%	8	0.88%	6	0.66%	25	2.75%	58	6.38%	0	0.00%
0034871	0	0.00%	111	12.56%	6	0.68%	3	0.34%	27	3.05%	78	8.82%	0	0.00%
0035127	0	0.00%	110	15.36%	3	0.42%	4	0.56%	10	1.40%	40	5.59%	1	0.14%
0035181	0	0.00%	111	14.59%	3	0.39%	6	0.79%	11	1.45%	41	5.39%	0	0.00%
0035224	0	0.00%	130	16.80%	2	0.26%	6	0.78%	19	2.45%	50	6.46%	0	0.00%
0035272	1	0.13%	136	17.04%	3	0.38%	3	0.38%	27	3.38%	61	7.64%	0	0.00%
0035402	1	0.12%	135	15.70%	2	0.23%	2	0.23%	13	1.51%	45	5.23%	0	0.00%
0035500	0	0.00%	83	15.54%	5	0.94%	3	0.56%	8	1.50%	31	5.81%	0	0.00%
0035636	0	0.00%	109	11.81%	10	1.08%	1	0.11%	17	1.84%	66	7.15%	1	0.11%
0035784	0	0.00%	122	14.77%	2	0.24%	4	0.48%	18	2.18%	79	9.56%	0	0.00%
0035805	1	0.10%	126	12.33%	3	0.29%	2	0.20%	29	2.84%	108	10.57%	1	0.10%
0035852	1	0.11%	113	12.90%	2	0.23%	2	0.23%	15	1.71%	104	11.87%	1	0.11%
0036005	1	0.12%	126	14.55%	7	0.81%	6	0.69%	21	2.42%	70	8.08%	0	0.00%
0036104	0	0.00%	122	13.54%	3	0.33%	1	0.11%	32	3.55%	75	8.32%	0	0.00%
0036176	0	0.00%	137	17.54%	4	0.51%	6	0.77%	16	2.05%	50	6.40%	1	0.13%
0036274	1	0.11%	151	16.43%	8	0.87%	1	0.11%	20	2.18%	72	7.83%	0	0.00%
0036407	0	0.00%	186	20.78%	8	0.89%	3	0.34%	25	2.79%	72	8.04%	0	0.00%
0036433	0	0.00%	89	11.53%	3	0.39%	1	0.13%	45	5.83%	54	6.99%	1	0.13%
0036503	0	0.00%	116	16.07%	5	0.69%	0	0.00%	20	2.77%	52	7.20%	0	0.00%
0036556	0	0.00%	158	17.36%	10	1.10%	7	0.77%	16	1.76%	86	9.45%	1	0.11%
0036602	1	0.13%	136	17.57%	3	0.39%	2	0.26%	20	2.58%	60	7.75%	0	0.00%
0036637	1	0.11%	133	13.97%	4	0.42%	4	0.42%	25	2.63%	97	10.19%	0	0.00%
0036712	0	0.00%	144	14.86%	13	1.34%	1	0.10%	22	2.27%	96	9.91%	0	0.00%
0036844	0	0.00%	95	11.82%	2	0.25%	6	0.75%	20	2.49%	64	7.96%	0	0.00%
0036895	0	0.00%	160	17.43%	5	0.54%	8	0.87%	20	2.18%	71	7.73%	0	0.00%
0036962	0	0.00%	102	13.62%	1	0.13%	4	0.53%	21	2.80%	75	10.01%	0	0.00%

Precinct	ROBERT C. NEWMAN II (REP)		DENNIS RICHTER (NPP)		BRANDON M. ROSS (DEM)		SAM L. GALLUCCI (REP)		TED GAINES (REP)		CAITLYN JENNER (REP)		LEO S. ZACKY (REP)	
0034009	1	0.12%	0	0.00%	36	4.32%	0	0.00%	14	1.68%	9	1.08%	0	0.00%
0034064	2	0.26%	1	0.13%	36	4.65%	0	0.00%	20	2.58%	6	0.78%	0	0.00%
0034225	2	0.33%	1	0.17%	29	4.80%	2	0.33%	7	1.16%	16	2.65%	0	0.00%
0034322	0	0.00%	1	0.11%	26	2.95%	0	0.00%	17	1.93%	8	0.91%	0	0.00%
0034410	0	0.00%	1	0.11%	31	3.46%	1	0.11%	16	1.79%	15	1.67%	1	0.11%
0034600	1	0.13%	2	0.26%	23	2.98%	0	0.00%	19	2.46%	3	0.39%	1	0.13%
0034639	1	0.12%	2	0.24%	41	5.01%	0	0.00%	9	1.10%	10	1.22%	0	0.00%
0034726	1	0.11%	2	0.22%	30	3.30%	2	0.22%	24	2.64%	7	0.77%	0	0.00%
0034871	0	0.00%	0	0.00%	39	4.41%	0	0.00%	15	1.70%	7	0.79%	0	0.00%
0035127	0	0.00%	2	0.28%	19	2.65%	1	0.14%	19	2.65%	9	1.26%	0	0.00%
0035181	0	0.00%	1	0.13%	17	2.23%	0	0.00%	19	2.50%	6	0.79%	0	0.00%
0035224	0	0.00%	0	0.00%	33	4.26%	0	0.00%	7	0.90%	10	1.29%	2	0.26%
0035272	1	0.13%	0	0.00%	21	2.63%	3	0.38%	9	1.13%	4	0.50%	0	0.00%
0035402	1	0.12%	0	0.00%	25	2.91%	3	0.35%	19	2.21%	16	1.86%	0	0.00%
0035500	0	0.00%	1	0.19%	10	1.87%	3	0.56%	12	2.25%	3	0.56%	0	0.00%
0035636	0	0.00%	1	0.11%	39	4.23%	1	0.11%	15	1.63%	6	0.65%	0	0.00%
0035784	0	0.00%	2	0.24%	27	3.27%	0	0.00%	13	1.57%	6	0.73%	1	0.12%
0035805	2	0.20%	0	0.00%	31	3.03%	0	0.00%	13	1.27%	7	0.68%	0	0.00%
0035852	0	0.00%	1	0.11%	36	4.11%	0	0.00%	16	1.83%	14	1.60%	0	0.00%
0036005	0	0.00%	0	0.00%	30	3.46%	0	0.00%	20	2.31%	18	2.08%	1	0.12%
0036104	3	0.33%	0	0.00%	35	3.88%	0	0.00%	12	1.33%	5	0.55%	0	0.00%
0036176	1	0.13%	0	0.00%	21	2.69%	0	0.00%	26	3.33%	10	1.28%	0	0.00%
0036274	1	0.11%	4	0.44%	37	4.03%	3	0.33%	25	2.72%	11	1.20%	0	0.00%
0036407	0	0.00%	1	0.11%	43	4.80%	0	0.00%	18	2.01%	9	1.01%	1	0.11%
0036433	1	0.13%	1	0.13%	34	4.40%	0	0.00%	27	3.50%	10	1.30%	0	0.00%
0036503	0	0.00%	0	0.00%	24	3.32%	0	0.00%	31	4.29%	5	0.69%	0	0.00%
0036556	0	0.00%	2	0.22%	45	4.95%	1	0.11%	11	1.21%	2	0.22%	0	0.00%
0036602	0	0.00%	0	0.00%	35	4.52%	0	0.00%	18	2.33%	9	1.16%	0	0.00%
0036637	0	0.00%	0	0.00%	28	2.94%	1	0.11%	17	1.79%	3	0.32%	0	0.00%
0036712	0	0.00%	0	0.00%	33	3.41%	1	0.10%	18	1.86%	14	1.44%	0	0.00%
0036844	0	0.00%	0	0.00%	41	5.10%	1	0.12%	17	2.11%	8	1.00%	0	0.00%
0036895	0	0.00%	1	0.11%	51	5.56%	0	0.00%	16	1.74%	6	0.65%	0	0.00%
0036962	0	0.00%	0	0.00%	46	6.14%	0	0.00%	14	1.87%	5	0.67%	1	0.13%

Precinct	JENNY RAE LE ROUX (REP)		DAVID LOZANO (REP)		STEVE CHAVEZ LODGE (REP)		MICHAEL LOEBBS (NPP)		DENIS LUCEY (NPP)		DIEGO MARTINEZ (REP)		JEREMIAH "JEREMY" MARCINIAK (NPP)	
0034009	0	0.00%	0	0.00%	1	0.12%	2	0.24%	1	0.12%	0	0.00%	0	0.00%
0034064	0	0.00%	0	0.00%	2	0.26%	1	0.13%	0	0.00%	0	0.00%	0	0.00%
0034225	5	0.83%	1	0.17%	0	0.00%	0	0.00%	0	0.00%	0	0.00%	0	0.00%
0034322	2	0.23%	0	0.00%	2	0.23%	2	0.23%	0	0.00%	0	0.00%	0	0.00%
0034410	0	0.00%	1	0.11%	1	0.11%	2	0.22%	0	0.00%	5	0.56%	0	0.00%
0034600	0	0.00%	1	0.13%	0	0.00%	1	0.13%	0	0.00%	1	0.13%	0	0.00%
0034639	3	0.37%	2	0.24%	0	0.00%	7	0.85%	1	0.12%	0	0.00%	1	0.12%
0034726	0	0.00%	0	0.00%	1	0.11%	5	0.55%	0	0.00%	0	0.00%	0	0.00%
0034871	3	0.34%	0	0.00%	1	0.11%	0	0.00%	0	0.00%	1	0.11%	0	0.00%
0035127	0	0.00%	0	0.00%	1	0.14%	0	0.00%	0	0.00%	2	0.28%	0	0.00%
0035181	0	0.00%	0	0.00%	1	0.13%	0	0.00%	1	0.13%	0	0.00%	0	0.00%
0035224	1	0.13%	0	0.00%	3	0.39%	0	0.00%	0	0.00%	0	0.00%	1	0.13%
0035272	0	0.00%	0	0.00%	1	0.13%	2	0.25%	0	0.00%	0	0.00%	0	0.00%
0035402	2	0.23%	0	0.00%	1	0.12%	0	0.00%	0	0.00%	0	0.00%	1	0.12%
0035500	0	0.00%	0	0.00%	0	0.00%	0	0.00%	0	0.00%	2	0.37%	0	0.00%
0035636	2	0.22%	0	0.00%	2	0.22%	0	0.00%	0	0.00%	1	0.11%	0	0.00%
0035784	2	0.24%	0	0.00%	1	0.12%	4	0.48%	0	0.00%	1	0.12%	0	0.00%
0035805	1	0.10%	0	0.00%	3	0.29%	1	0.10%	0	0.00%	1	0.10%	0	0.00%
0035852	2	0.23%	2	0.23%	2	0.23%	2	0.23%	0	0.00%	0	0.00%	0	0.00%
0036005	1	0.12%	0	0.00%	2	0.23%	3	0.35%	0	0.00%	1	0.12%	1	0.12%
0036104	1	0.11%	1	0.11%	0	0.00%	1	0.11%	0	0.00%	0	0.00%	0	0.00%
0036176	1	0.13%	0	0.00%	3	0.38%	1	0.13%	0	0.00%	1	0.13%	0	0.00%
0036274	0	0.00%	2	0.22%	1	0.11%	0	0.00%	1	0.11%	1	0.11%	0	0.00%
0036407	0	0.00%	0	0.00%	0	0.00%	3	0.34%	0	0.00%	0	0.00%	0	0.00%
0036433	2	0.26%	0	0.00%	2	0.26%	1	0.13%	1	0.13%	0	0.00%	0	0.00%
0036503	0	0.00%	0	0.00%	3	0.42%	2	0.28%	0	0.00%	0	0.00%	0	0.00%
0036556	0	0.00%	0	0.00%	0	0.00%	2	0.22%	0	0.00%	0	0.00%	0	0.00%
0036602	1	0.13%	0	0.00%	0	0.00%	2	0.26%	0	0.00%	0	0.00%	0	0.00%
0036637	0	0.00%	1	0.11%	0	0.00%	1	0.11%	0	0.00%	1	0.11%	0	0.00%
0036712	1	0.10%	0	0.00%	2	0.21%	2	0.21%	1	0.10%	0	0.00%	0	0.00%
0036844	0	0.00%	0	0.00%	0	0.00%	1	0.12%	0	0.00%	0	0.00%	0	0.00%
0036895	0	0.00%	0	0.00%	0	0.00%	0	0.00%	6	0.65%	0	0.00%	0	0.00%
0036962	1	0.13%	0	0.00%	1	0.13%	0	0.00%	0	0.00%	0	0.00%	0	0.00%

Precinct	DANIEL MERCURI (REP)		JACQUELINE MCGOWAN (DEM)		DAVID MOORE (NPP)		DAVID ALEXANDER BRAMANTE (REP)		HOLLY L. BAADE (DEM)		ANGELYNE (NPP)		JAMES G. HANINK (NPP)	
0034009	1	0.12%	18	2.16%	1	0.12%	0	0.00%	6	0.72%	0	0.00%	0	0.00%
0034064	0	0.00%	19	2.45%	3	0.39%	0	0.00%	4	0.52%	5	0.65%	0	0.00%
0034225	0	0.00%	24	3.97%	1	0.17%	0	0.00%	7	1.16%	0	0.00%	0	0.00%
0034322	0	0.00%	17	1.93%	0	0.00%	0	0.00%	2	0.23%	2	0.23%	0	0.00%
0034410	1	0.11%	11	1.23%	1	0.11%	0	0.00%	6	0.67%	1	0.11%	0	0.00%
0034600	0	0.00%	5	0.65%	2	0.26%	0	0.00%	3	0.39%	1	0.13%	0	0.00%
0034639	2	0.24%	13	1.59%	2	0.24%	0	0.00%	6	0.73%	2	0.24%	0	0.00%
0034726	0	0.00%	21	2.31%	3	0.33%	0	0.00%	7	0.77%	5	0.55%	1	0.11%
0034871	0	0.00%	8	0.90%	1	0.11%	1	0.11%	3	0.34%	2	0.23%	0	0.00%
0035127	0	0.00%	18	2.51%	0	0.00%	0	0.00%	1	0.14%	4	0.56%	0	0.00%
0035181	0	0.00%	17	2.23%	1	0.13%	0	0.00%	5	0.66%	2	0.26%	0	0.00%
0035224	0	0.00%	11	1.42%	2	0.26%	0	0.00%	4	0.52%	2	0.26%	0	0.00%
0035272	1	0.13%	21	2.63%	3	0.38%	0	0.00%	6	0.75%	1	0.13%	0	0.00%
0035402	2	0.23%	24	2.79%	0	0.00%	2	0.23%	5	0.58%	1	0.12%	0	0.00%
0035500	0	0.00%	7	1.31%	0	0.00%	0	0.00%	7	1.31%	1	0.19%	0	0.00%
0035636	1	0.11%	13	1.41%	1	0.11%	2	0.22%	7	0.76%	2	0.22%	0	0.00%
0035784	0	0.00%	12	1.45%	2	0.24%	0	0.00%	3	0.36%	1	0.12%	0	0.00%
0035805	0	0.00%	11	1.08%	1	0.10%	1	0.10%	3	0.29%	1	0.10%	2	0.20%
0035852	2	0.23%	21	2.40%	1	0.11%	0	0.00%	3	0.34%	2	0.23%	1	0.11%
0036005	0	0.00%	20	2.31%	0	0.00%	2	0.23%	12	1.39%	1	0.12%	0	0.00%
0036104	0	0.00%	10	1.11%	3	0.33%	0	0.00%	7	0.78%	2	0.22%	1	0.11%
0036176	0	0.00%	16	2.05%	4	0.51%	1	0.13%	3	0.38%	2	0.26%	0	0.00%
0036274	1	0.11%	9	0.98%	1	0.11%	0	0.00%	6	0.65%	1	0.11%	1	0.11%
0036407	0	0.00%	23	2.57%	3	0.34%	0	0.00%	13	1.45%	1	0.11%	0	0.00%
0036433	1	0.13%	9	1.17%	1	0.13%	1	0.13%	5	0.65%	0	0.00%	0	0.00%
0036503	1	0.14%	12	1.66%	2	0.28%	0	0.00%	3	0.42%	1	0.14%	0	0.00%
0036556	0	0.00%	19	2.09%	3	0.33%	1	0.11%	1	0.11%	1	0.11%	0	0.00%
0036602	0	0.00%	14	1.81%	2	0.26%	0	0.00%	6	0.78%	3	0.39%	0	0.00%
0036637	0	0.00%	20	2.10%	2	0.21%	0	0.00%	11	1.16%	1	0.11%	1	0.11%
0036712	0	0.00%	17	1.75%	0	0.00%	1	0.10%	16	1.65%	1	0.10%	1	0.10%
0036844	0	0.00%	16	1.99%	1	0.12%	0	0.00%	5	0.62%	2	0.25%	0	0.00%
0036895	0	0.00%	15	1.63%	1	0.11%	0	0.00%	7	0.76%	0	0.00%	1	0.11%
0036962	0	0.00%	7	0.93%	2	0.27%	0	0.00%	6	0.80%	0	0.00%	1	0.13%

Precinct	DAVID HILLBERG (REP)		JEFF HEWITT (LIB)		JOHN R. DRAKE (DEM)		LARRY A. ELDER (REP)		KEVIN PAFFRATH (DEM)		ADAM PAPAGAN (NPP)		ARMANDO "MANDO" PEREZ- SERRATO (DEM)	
0034009	0	0.00%	4	0.48%	3	0.36%	462	55.46%	65	7.80%	0	0.00%	2	0.24%
0034064	1	0.13%	5	0.65%	9	1.16%	386	49.87%	50	6.46%	0	0.00%	2	0.26%
0034225	0	0.00%	11	1.82%	2	0.33%	258	42.72%	59	9.77%	0	0.00%	3	0.50%
0034322	0	0.00%	6	0.68%	3	0.34%	475	53.92%	59	6.70%	1	0.11%	0	0.00%
0034410	2	0.22%	7	0.78%	0	0.00%	445	49.67%	79	8.82%	0	0.00%	1	0.11%
0034600	0	0.00%	8	1.04%	1	0.13%	397	51.49%	58	7.52%	1	0.13%	4	0.52%
0034639	0	0.00%	4	0.49%	6	0.73%	406	49.57%	51	6.23%	0	0.00%	1	0.12%
0034726	0	0.00%	12	1.32%	8	0.88%	421	46.31%	61	6.71%	0	0.00%	5	0.55%
0034871	0	0.00%	5	0.57%	3	0.34%	452	51.13%	53	6.00%	1	0.11%	5	0.57%
0035127	0	0.00%	3	0.42%	3	0.42%	374	52.23%	40	5.59%	0	0.00%	1	0.14%
0035181	0	0.00%	5	0.66%	2	0.26%	388	50.99%	41	5.39%	0	0.00%	3	0.39%
0035224	1	0.13%	11	1.42%	5	0.65%	382	49.35%	43	5.56%	0	0.00%	0	0.00%
0035272	0	0.00%	5	0.63%	5	0.63%	373	46.74%	55	6.89%	1	0.13%	1	0.13%
0035402	0	0.00%	8	0.93%	3	0.35%	447	51.98%	42	4.88%	0	0.00%	3	0.35%
0035500	0	0.00%	6	1.12%	0	0.00%	244	45.69%	60	11.24%	0	0.00%	0	0.00%
0035636	0	0.00%	6	0.65%	1	0.11%	479	51.90%	78	8.45%	0	0.00%	1	0.11%
0035784	0	0.00%	5	0.61%	1	0.12%	388	46.97%	62	7.51%	0	0.00%	1	0.12%
0035805	2	0.20%	3	0.29%	3	0.29%	515	50.39%	77	7.53%	0	0.00%	1	0.10%
0035852	0	0.00%	2	0.23%	4	0.46%	393	44.86%	69	7.88%	0	0.00%	1	0.11%
0036005	0	0.00%	4	0.46%	4	0.46%	375	43.30%	62	7.16%	0	0.00%	0	0.00%
0036104	1	0.11%	7	0.78%	4	0.44%	392	43.51%	116	12.87%	0	0.00%	3	0.33%
0036176	0	0.00%	4	0.51%	8	1.02%	366	46.86%	38	4.87%	0	0.00%	2	0.26%
0036274	0	0.00%	7	0.76%	0	0.00%	433	47.12%	51	5.55%	0	0.00%	2	0.22%
0036407	0	0.00%	5	0.56%	3	0.34%	355	39.66%	61	6.82%	0	0.00%	0	0.00%
0036433	0	0.00%	4	0.52%	10	1.30%	318	41.19%	75	9.72%	0	0.00%	0	0.00%
0036503	0	0.00%	2	0.28%	4	0.55%	350	48.48%	39	5.40%	0	0.00%	1	0.14%
0036556	0	0.00%	3	0.33%	1	0.11%	426	46.81%	69	7.58%	0	0.00%	1	0.11%
0036602	0	0.00%	4	0.52%	3	0.39%	359	46.38%	47	6.07%	0	0.00%	0	0.00%
0036637	0	0.00%	4	0.42%	4	0.42%	445	46.74%	87	9.14%	0	0.00%	1	0.11%
0036712	0	0.00%	9	0.93%	3	0.31%	419	43.24%	101	10.42%	0	0.00%	0	0.00%
0036844	0	0.00%	2	0.25%	7	0.87%	369	45.90%	69	8.58%	1	0.12%	4	0.50%
0036895	0	0.00%	10	1.09%	6	0.65%	395	43.03%	82	8.93%	0	0.00%	0	0.00%
0036962	0	0.00%	0	0.00%	0	0.00%	338	45.13%	61	8.14%	0	0.00%	0	0.00%

Precinct	JOHN COX (REP)		HEATHER COLLINS (G-P)		DANIEL WATTS (DEM)		NICKOLAS WILDSTAR (REP)		SARAH STEPHENS (REP)		DENVER STONER (REP)		JOE M. SYMMON (REP)	
0034009	28	3.36%	2	0.24%	15	1.80%	0	0.00%	0	0.00%	4	0.48%	0	0.00%
0034064	22	2.84%	1	0.13%	26	3.36%	0	0.00%	0	0.00%	1	0.13%	0	0.00%
0034225	30	4.97%	3	0.50%	13	2.15%	0	0.00%	0	0.00%	1	0.17%	0	0.00%
0034322	35	3.97%	3	0.34%	5	0.57%	1	0.11%	0	0.00%	1	0.11%	0	0.00%
0034410	33	3.68%	6	0.67%	8	0.89%	0	0.00%	0	0.00%	2	0.22%	0	0.00%
0034600	36	4.67%	0	0.00%	9	1.17%	0	0.00%	0	0.00%	1	0.13%	0	0.00%
0034639	25	3.05%	4	0.49%	8	0.98%	0	0.00%	0	0.00%	3	0.37%	0	0.00%
0034726	32	3.52%	6	0.66%	11	1.21%	1	0.11%	0	0.00%	0	0.00%	0	0.00%
0034871	25	2.83%	6	0.68%	9	1.02%	0	0.00%	0	0.00%	0	0.00%	0	0.00%
0035127	25	3.49%	4	0.56%	10	1.40%	0	0.00%	0	0.00%	1	0.14%	1	0.14%
0035181	41	5.39%	3	0.39%	17	2.23%	0	0.00%	1	0.13%	0	0.00%	0	0.00%
0035224	23	2.97%	1	0.13%	9	1.16%	0	0.00%	0	0.00%	2	0.26%	0	0.00%
0035272	23	2.88%	3	0.38%	7	0.88%	2	0.25%	0	0.00%	0	0.00%	0	0.00%
0035402	27	3.14%	6	0.70%	10	1.16%	0	0.00%	0	0.00%	0	0.00%	0	0.00%
0035500	27	5.06%	2	0.37%	8	1.50%	0	0.00%	1	0.19%	1	0.19%	0	0.00%
0035636	28	3.03%	5	0.54%	16	1.73%	0	0.00%	0	0.00%	1	0.11%	0	0.00%
0035784	39	4.72%	5	0.61%	2	0.24%	0	0.00%	0	0.00%	1	0.12%	0	0.00%
0035805	33	3.23%	5	0.49%	10	0.98%	2	0.20%	0	0.00%	2	0.20%	0	0.00%
0035852	35	4.00%	1	0.11%	13	1.48%	1	0.11%	0	0.00%	1	0.11%	0	0.00%
0036005	46	5.31%	7	0.81%	9	1.04%	0	0.00%	0	0.00%	2	0.23%	0	0.00%
0036104	26	2.89%	3	0.33%	6	0.67%	0	0.00%	0	0.00%	1	0.11%	0	0.00%
0036176	34	4.35%	3	0.38%	4	0.51%	0	0.00%	0	0.00%	3	0.38%	0	0.00%
0036274	36	3.92%	4	0.44%	15	1.63%	2	0.22%	0	0.00%	0	0.00%	0	0.00%
0036407	29	3.24%	4	0.45%	15	1.68%	1	0.11%	1	0.11%	0	0.00%	0	0.00%
0036433	28	3.63%	4	0.52%	13	1.68%	0	0.00%	1	0.13%	1	0.13%	0	0.00%
0036503	25	3.46%	5	0.69%	9	1.25%	0	0.00%	0	0.00%	0	0.00%	0	0.00%
0036556	25	2.75%	2	0.22%	7	0.77%	0	0.00%	1	0.11%	0	0.00%	0	0.00%
0036602	29	3.75%	0	0.00%	3	0.39%	0	0.00%	0	0.00%	1	0.13%	0	0.00%
0036637	29	3.05%	4	0.42%	9	0.95%	0	0.00%	0	0.00%	1	0.11%	0	0.00%
0036712	22	2.27%	5	0.52%	6	0.62%	0	0.00%	0	0.00%	0	0.00%	0	0.00%
0036844	37	4.60%	0	0.00%	12	1.49%	0	0.00%	0	0.00%	1	0.12%	0	0.00%
0036895	28	3.05%	5	0.54%	3	0.33%	0	0.00%	0	0.00%	1	0.11%	0	0.00%
0036962	30	4.01%	0	0.00%	16	2.14%	0	0.00%	3	0.40%	0	0.00%	0	0.00%

Precinct	MAJOR SINGH (NPP)		DOUG OSE (REP)		Write-in		Total Votes	ROXANNE Qualified Write In		STACY SMITH Qualified Write In		MAJOR WILLIAMS Qualified Write In	
0034009	0	0.00%	7	0.84%	2	0.24%	833	0	0.00%	0	0.00%	2	0.24%
0034064	0	0.00%	11	1.42%	1	0.13%	774	0	0.00%	0	0.00%	1	0.13%
0034225	0	0.00%	8	1.32%	1	0.17%	604	0	0.00%	0	0.00%	1	0.17%
0034322	0	0.00%	11	1.25%	2	0.23%	881	0	0.00%	0	0.00%	2	0.23%
0034410	1	0.11%	10	1.12%	3	0.33%	896	0	0.00%	0	0.00%	3	0.33%
0034600	3	0.39%	9	1.17%	0	0.00%	771	0	0.00%	0	0.00%	0	0.00%
0034639	2	0.24%	8	0.98%	0	0.00%	819	0	0.00%	0	0.00%	0	0.00%
0034726	1	0.11%	9	0.99%	3	0.33%	909	0	0.00%	0	0.00%	3	0.33%
0034871	0	0.00%	4	0.45%	2	0.23%	884	0	0.00%	0	0.00%	2	0.23%
0035127	4	0.56%	5	0.70%	0	0.00%	716	0	0.00%	0	0.00%	0	0.00%
0035181	2	0.26%	12	1.58%	1	0.13%	761	0	0.00%	0	0.00%	1	0.13%
0035224	1	0.13%	9	1.16%	0	0.00%	774	0	0.00%	0	0.00%	0	0.00%
0035272	0	0.00%	12	1.50%	3	0.38%	798	0	0.00%	0	0.00%	3	0.38%
0035402	1	0.12%	6	0.70%	1	0.12%	860	0	0.00%	0	0.00%	1	0.12%
0035500	2	0.37%	4	0.75%	0	0.00%	534	0	0.00%	0	0.00%	0	0.00%
0035636	0	0.00%	6	0.65%	0	0.00%	923	0	0.00%	0	0.00%	0	0.00%
0035784	5	0.61%	10	1.21%	0	0.00%	826	0	0.00%	0	0.00%	0	0.00%
0035805	2	0.20%	8	0.78%	1	0.10%	1,022	0	0.00%	0	0.00%	1	0.10%
0035852	1	0.11%	9	1.03%	0	0.00%	876	0	0.00%	0	0.00%	0	0.00%
0036005	0	0.00%	6	0.69%	0	0.00%	866	0	0.00%	0	0.00%	0	0.00%
0036104	4	0.44%	16	1.78%	0	0.00%	901	0	0.00%	0	0.00%	0	0.00%
0036176	4	0.51%	7	0.90%	0	0.00%	781	0	0.00%	0	0.00%	0	0.00%
0036274	0	0.00%	7	0.76%	0	0.00%	919	0	0.00%	0	0.00%	0	0.00%
0036407	7	0.78%	3	0.34%	0	0.00%	895	0	0.00%	0	0.00%	0	0.00%
0036433	11	1.42%	8	1.04%	0	0.00%	772	0	0.00%	0	0.00%	0	0.00%
0036503	0	0.00%	7	0.97%	2	0.28%	722	0	0.00%	0	0.00%	2	0.28%
0036556	2	0.22%	5	0.55%	1	0.11%	910	0	0.00%	0	0.00%	1	0.11%
0036602	0	0.00%	12	1.55%	0	0.00%	774	0	0.00%	0	0.00%	0	0.00%
0036637	0	0.00%	10	1.05%	1	0.11%	952	0	0.00%	0	0.00%	1	0.11%
0036712	8	0.83%	9	0.93%	2	0.21%	969	0	0.00%	0	0.00%	2	0.21%
0036844	8	1.00%	5	0.62%	2	0.25%	804	0	0.00%	0	0.00%	2	0.25%
0036895	8	0.87%	7	0.76%	0	0.00%	918	0	0.00%	0	0.00%	0	0.00%
0036962	9	1.20%	3	0.40%	0	0.00%	749	0	0.00%	0	0.00%	0	0.00%

Precinct	THUY E. HUGENS Qualified Write In		MIKI HABRYN Qualified Write In		VINCE LUNDGREN Qualified Write In		VIVEK B. MOHAN Qualified Write In	
0034009	0	0.00%	0	0.00%	0	0.00%	0	0.00%
0034064	0	0.00%	0	0.00%	0	0.00%	0	0.00%
0034225	0	0.00%	0	0.00%	0	0.00%	0	0.00%
0034322	0	0.00%	0	0.00%	0	0.00%	0	0.00%
0034410	0	0.00%	0	0.00%	0	0.00%	0	0.00%
0034600	0	0.00%	0	0.00%	0	0.00%	0	0.00%
0034639	0	0.00%	0	0.00%	0	0.00%	0	0.00%
0034726	0	0.00%	0	0.00%	0	0.00%	0	0.00%
0034871	0	0.00%	0	0.00%	0	0.00%	0	0.00%
0035127	0	0.00%	0	0.00%	0	0.00%	0	0.00%
0035181	0	0.00%	0	0.00%	0	0.00%	0	0.00%
0035224	0	0.00%	0	0.00%	0	0.00%	0	0.00%
0035272	0	0.00%	0	0.00%	0	0.00%	0	0.00%
0035402	0	0.00%	0	0.00%	0	0.00%	0	0.00%
0035500	0	0.00%	0	0.00%	0	0.00%	0	0.00%
0035636	0	0.00%	0	0.00%	0	0.00%	0	0.00%
0035784	0	0.00%	0	0.00%	0	0.00%	0	0.00%
0035805	0	0.00%	0	0.00%	0	0.00%	0	0.00%
0035852	0	0.00%	0	0.00%	0	0.00%	0	0.00%
0036005	0	0.00%	0	0.00%	0	0.00%	0	0.00%
0036104	0	0.00%	0	0.00%	0	0.00%	0	0.00%
0036176	0	0.00%	0	0.00%	0	0.00%	0	0.00%
0036274	0	0.00%	0	0.00%	0	0.00%	0	0.00%
0036407	0	0.00%	0	0.00%	0	0.00%	0	0.00%
0036433	0	0.00%	0	0.00%	0	0.00%	0	0.00%
0036503	0	0.00%	0	0.00%	0	0.00%	0	0.00%
0036556	0	0.00%	0	0.00%	0	0.00%	0	0.00%
0036602	0	0.00%	0	0.00%	0	0.00%	0	0.00%
0036637	0	0.00%	0	0.00%	0	0.00%	0	0.00%
0036712	0	0.00%	0	0.00%	0	0.00%	0	0.00%
0036844	0	0.00%	0	0.00%	0	0.00%	0	0.00%
0036895	0	0.00%	0	0.00%	0	0.00%	0	0.00%
0036962	0	0.00%	0	0.00%	0	0.00%	0	0.00%

Precinct	Times Cast	Registered Voters	Undervotes	Overvotes
0037138	970	1,373	334	2
0037241	1,182	1,667	465	0
0037296	1,233	1,650	414	0
0037443	1,072	1,355	382	1
0038113	1,444	1,830	440	1
0039027	1,022	1,442	355	2
0039226	1,208	1,545	380	0
0039297	679	1,081	244	1
0039423	1,212	1,628	402	0
0039536	1,104	1,531	394	1
0039582	1,163	1,518	367	2
0039779	1,095	1,585	368	1
0039967	961	1,385	339	0
0041017	942	1,513	524	4
0041028	162	666	87	1
0041216	925	1,545	530	5
0041240	1,043	1,581	546	0
0041366	922	1,590	469	3
0041431	1,298	1,918	706	1
0041523	1,066	1,671	552	2
0041661	955	1,353	529	1
0041673	892	1,316	499	2
0041711	1,261	1,843	627	4
0041769	945	1,469	439	0
0041818	900	1,456	487	0
0041877	927	1,479	487	3
0041976	1,222	1,751	639	0
0042016	1,140	1,386	572	0
0042258	1,473	1,739	745	1
0042312	1,228	1,462	615	1
0042351	1,181	1,423	617	0
0042389	1,165	1,412	569	0
0042434	1,262	1,648	648	1

Precinct	DAN KAPELOVITZ (G-P)		KEVIN K. KAUL (NPP)	
0037138	10	1.58%	0	0.00%
0037241	5	0.70%	0	0.00%
0037296	9	1.10%	0	0.00%
0037443	2	0.29%	0	0.00%
0038113	4	0.40%	0	0.00%
0039027	3	0.45%	0	0.00%
0039226	4	0.48%	0	0.00%
0039297	0	0.00%	0	0.00%
0039423	5	0.62%	4	0.49%
0039536	0	0.00%	1	0.14%
0039582	6	0.76%	0	0.00%
0039779	2	0.28%	0	0.00%
0039967	1	0.16%	0	0.00%
0041017	6	1.45%	0	0.00%
0041028	2	2.70%	0	0.00%
0041216	22	5.64%	0	0.00%
0041240	17	3.42%	0	0.00%
0041366	10	2.22%	0	0.00%
0041431	15	2.54%	0	0.00%
0041523	11	2.15%	1	0.20%
0041661	12	2.82%	0	0.00%
0041673	11	2.81%	0	0.00%
0041711	6	0.95%	0	0.00%
0041769	8	1.58%	0	0.00%
0041818	13	3.15%	0	0.00%
0041877	9	2.06%	0	0.00%
0041976	20	3.43%	0	0.00%
0042016	10	1.76%	0	0.00%
0042258	9	1.24%	0	0.00%
0042312	9	1.47%	0	0.00%
0042351	5	0.89%	1	0.18%
0042389	12	2.01%	0	0.00%
0042434	17	2.77%	0	0.00%

Precinct	CHAUNCEY "SLIM" KILLENS (REP)		KEVIN KILEY (REP)		PATRICK KILPATRICK (DEM)		ANTHONY TRIMINO (REP)		JOEL VENTRESCA (DEM)		KEVIN L. FAULCONER (REP)		RHONDA FURIN (REP)	
0037138	0	0.00%	74	11.67%	3	0.47%	3	0.47%	12	1.89%	56	8.83%	0	0.00%
0037241	0	0.00%	77	10.74%	5	0.70%	2	0.28%	26	3.63%	48	6.69%	0	0.00%
0037296	0	0.00%	109	13.31%	8	0.98%	3	0.37%	23	2.81%	101	12.33%	1	0.12%
0037443	3	0.44%	71	10.30%	4	0.58%	7	1.02%	18	2.61%	59	8.56%	0	0.00%
0038113	0	0.00%	111	11.07%	9	0.90%	7	0.70%	27	2.69%	99	9.87%	0	0.00%
0039027	0	0.00%	65	9.77%	8	1.20%	6	0.90%	30	4.51%	65	9.77%	1	0.15%
0039226	0	0.00%	135	16.30%	6	0.72%	4	0.48%	23	2.78%	65	7.85%	0	0.00%
0039297	0	0.00%	57	13.13%	6	1.38%	3	0.69%	16	3.69%	31	7.14%	1	0.23%
0039423	0	0.00%	114	14.07%	7	0.86%	2	0.25%	36	4.44%	70	8.64%	0	0.00%
0039536	0	0.00%	126	17.77%	13	1.83%	1	0.14%	21	2.96%	63	8.89%	0	0.00%
0039582	0	0.00%	164	20.65%	7	0.88%	1	0.13%	24	3.02%	50	6.30%	0	0.00%
0039779	0	0.00%	69	9.50%	0	0.00%	1	0.14%	20	2.75%	62	8.54%	0	0.00%
0039967	0	0.00%	105	16.88%	2	0.32%	3	0.48%	28	4.50%	36	5.79%	0	0.00%
0041017	0	0.00%	32	7.73%	2	0.48%	0	0.00%	24	5.80%	45	10.87%	0	0.00%
0041028	0	0.00%	2	2.70%	4	5.41%	0	0.00%	3	4.05%	5	6.76%	0	0.00%
0041216	0	0.00%	10	2.56%	1	0.26%	0	0.00%	35	8.97%	41	10.51%	0	0.00%
0041240	1	0.20%	14	2.82%	3	0.60%	0	0.00%	48	9.66%	51	10.26%	0	0.00%
0041366	1	0.22%	19	4.22%	4	0.89%	0	0.00%	34	7.56%	65	14.44%	0	0.00%
0041431	0	0.00%	16	2.71%	6	1.02%	2	0.34%	49	8.29%	76	12.86%	0	0.00%
0041523	2	0.39%	20	3.91%	11	2.15%	0	0.00%	55	10.74%	52	10.16%	0	0.00%
0041661	0	0.00%	10	2.35%	5	1.18%	0	0.00%	46	10.82%	47	11.06%	0	0.00%
0041673	1	0.26%	10	2.56%	4	1.02%	0	0.00%	38	9.72%	50	12.79%	0	0.00%
0041711	2	0.32%	18	2.86%	6	0.95%	1	0.16%	63	10.00%	79	12.54%	0	0.00%
0041769	0	0.00%	11	2.17%	4	0.79%	0	0.00%	69	13.64%	50	9.88%	1	0.20%
0041818	1	0.24%	8	1.94%	4	0.97%	2	0.48%	41	9.93%	42	10.17%	0	0.00%
0041877	0	0.00%	9	2.06%	6	1.37%	0	0.00%	35	8.01%	54	12.36%	0	0.00%
0041976	0	0.00%	17	2.92%	6	1.03%	1	0.17%	60	10.29%	79	13.55%	0	0.00%
0042016	1	0.18%	24	4.23%	7	1.23%	0	0.00%	29	5.11%	111	19.54%	0	0.00%
0042258	0	0.00%	29	3.99%	7	0.96%	0	0.00%	28	3.85%	140	19.26%	0	0.00%
0042312	2	0.33%	24	3.92%	9	1.47%	0	0.00%	42	6.86%	106	17.32%	1	0.16%
0042351	0	0.00%	29	5.14%	6	1.06%	0	0.00%	30	5.32%	125	22.16%	0	0.00%
0042389	0	0.00%	14	2.35%	8	1.34%	0	0.00%	44	7.38%	117	19.63%	0	0.00%
0042434	0	0.00%	25	4.08%	5	0.82%	0	0.00%	51	8.32%	90	14.68%	0	0.00%

Precinct	ROBERT C. NEWMAN II (REP)		DENNIS RICHTER (NPP)		BRANDON M. ROSS (DEM)		SAM L. GALLUCCI (REP)		TED GAINES (REP)		CAITLYN JENNER (REP)		LEO S. ZACKY (REP)	
0037138	1	0.16%	3	0.47%	24	3.79%	2	0.32%	7	1.10%	8	1.26%	0	0.00%
0037241	0	0.00%	1	0.14%	31	4.32%	0	0.00%	18	2.51%	3	0.42%	0	0.00%
0037296	0	0.00%	0	0.00%	38	4.64%	3	0.37%	12	1.47%	10	1.22%	3	0.37%
0037443	0	0.00%	3	0.44%	25	3.63%	3	0.44%	12	1.74%	5	0.73%	0	0.00%
0038113	4	0.40%	2	0.20%	38	3.79%	0	0.00%	17	1.69%	7	0.70%	0	0.00%
0039027	0	0.00%	0	0.00%	32	4.81%	0	0.00%	18	2.71%	4	0.60%	0	0.00%
0039226	0	0.00%	0	0.00%	41	4.95%	2	0.24%	20	2.42%	6	0.72%	1	0.12%
0039297	1	0.23%	0	0.00%	28	6.45%	1	0.23%	7	1.61%	3	0.69%	0	0.00%
0039423	0	0.00%	1	0.12%	35	4.32%	1	0.12%	14	1.73%	6	0.74%	0	0.00%
0039536	1	0.14%	0	0.00%	45	6.35%	1	0.14%	12	1.69%	4	0.56%	0	0.00%
0039582	0	0.00%	0	0.00%	33	4.16%	0	0.00%	22	2.77%	6	0.76%	2	0.25%
0039779	0	0.00%	0	0.00%	43	5.92%	1	0.14%	15	2.07%	8	1.10%	0	0.00%
0039967	0	0.00%	0	0.00%	17	2.73%	0	0.00%	14	2.25%	6	0.96%	0	0.00%
0041017	1	0.24%	2	0.48%	21	5.07%	1	0.24%	4	0.97%	3	0.72%	1	0.24%
0041028	2	2.70%	0	0.00%	4	5.41%	2	2.70%	0	0.00%	2	2.70%	0	0.00%
0041216	0	0.00%	1	0.26%	36	9.23%	0	0.00%	1	0.26%	6	1.54%	1	0.26%
0041240	0	0.00%	2	0.40%	38	7.65%	1	0.20%	2	0.40%	3	0.60%	0	0.00%
0041366	2	0.44%	4	0.89%	29	6.44%	3	0.67%	1	0.22%	6	1.33%	0	0.00%
0041431	0	0.00%	2	0.34%	47	7.95%	0	0.00%	4	0.68%	11	1.86%	1	0.17%
0041523	0	0.00%	3	0.59%	35	6.84%	0	0.00%	0	0.00%	1	0.20%	0	0.00%
0041661	0	0.00%	1	0.24%	33	7.76%	0	0.00%	3	0.71%	8	1.88%	0	0.00%
0041673	0	0.00%	2	0.51%	22	5.63%	0	0.00%	2	0.51%	3	0.77%	0	0.00%
0041711	1	0.16%	1	0.16%	38	6.03%	0	0.00%	6	0.95%	11	1.75%	0	0.00%
0041769	0	0.00%	6	1.19%	29	5.73%	0	0.00%	5	0.99%	7	1.38%	0	0.00%
0041818	2	0.48%	2	0.48%	29	7.02%	0	0.00%	1	0.24%	2	0.48%	0	0.00%
0041877	1	0.23%	1	0.23%	36	8.24%	1	0.23%	2	0.46%	2	0.46%	1	0.23%
0041976	2	0.34%	1	0.17%	47	8.06%	0	0.00%	6	1.03%	7	1.20%	0	0.00%
0042016	0	0.00%	1	0.18%	37	6.51%	0	0.00%	4	0.70%	9	1.58%	1	0.18%
0042258	0	0.00%	1	0.14%	51	7.02%	0	0.00%	7	0.96%	2	0.28%	0	0.00%
0042312	0	0.00%	2	0.33%	42	6.86%	0	0.00%	11	1.80%	9	1.47%	0	0.00%
0042351	0	0.00%	0	0.00%	34	6.03%	1	0.18%	5	0.89%	6	1.06%	0	0.00%
0042389	4	0.67%	0	0.00%	31	5.20%	0	0.00%	12	2.01%	6	1.01%	0	0.00%
0042434	1	0.16%	0	0.00%	31	5.06%	1	0.16%	4	0.65%	7	1.14%	0	0.00%

Precinct	JENNY RAE LE ROUX (REP)		DAVID LOZANO (REP)		STEVE CHAVEZ LODGE (REP)		MICHAEL LOEBBS (NPP)		DENIS LUCEY (NPP)		DIEGO MARTINEZ (REP)		JEREMIAH "JEREMY" MARCINIAK (NPP)	
0037138	0	0.00%	1	0.16%	0	0.00%	0	0.00%	0	0.00%	0	0.00%	0	0.00%
0037241	1	0.14%	1	0.14%	1	0.14%	1	0.14%	1	0.14%	1	0.14%	0	0.00%
0037296	0	0.00%	0	0.00%	0	0.00%	2	0.24%	0	0.00%	0	0.00%	0	0.00%
0037443	1	0.15%	0	0.00%	2	0.29%	1	0.15%	0	0.00%	1	0.15%	1	0.15%
0038113	2	0.20%	0	0.00%	1	0.10%	1	0.10%	0	0.00%	1	0.10%	1	0.10%
0039027	2	0.30%	1	0.15%	1	0.15%	3	0.45%	1	0.15%	2	0.30%	0	0.00%
0039226	3	0.36%	0	0.00%	0	0.00%	1	0.12%	0	0.00%	0	0.00%	0	0.00%
0039297	1	0.23%	0	0.00%	1	0.23%	0	0.00%	0	0.00%	1	0.23%	0	0.00%
0039423	0	0.00%	0	0.00%	0	0.00%	0	0.00%	0	0.00%	0	0.00%	0	0.00%
0039536	1	0.14%	0	0.00%	1	0.14%	2	0.28%	1	0.14%	0	0.00%	0	0.00%
0039582	0	0.00%	0	0.00%	0	0.00%	1	0.13%	0	0.00%	1	0.13%	0	0.00%
0039779	0	0.00%	1	0.14%	0	0.00%	2	0.28%	0	0.00%	2	0.28%	3	0.41%
0039967	0	0.00%	0	0.00%	0	0.00%	2	0.32%	0	0.00%	0	0.00%	0	0.00%
0041017	0	0.00%	0	0.00%	0	0.00%	1	0.24%	0	0.00%	0	0.00%	1	0.24%
0041028	0	0.00%	0	0.00%	0	0.00%	1	1.35%	0	0.00%	0	0.00%	0	0.00%
0041216	1	0.26%	0	0.00%	0	0.00%	3	0.77%	0	0.00%	0	0.00%	0	0.00%
0041240	1	0.20%	0	0.00%	0	0.00%	5	1.01%	0	0.00%	1	0.20%	1	0.20%
0041366	1	0.22%	0	0.00%	0	0.00%	3	0.67%	1	0.22%	0	0.00%	0	0.00%
0041431	1	0.17%	0	0.00%	2	0.34%	7	1.18%	0	0.00%	0	0.00%	0	0.00%
0041523	2	0.39%	1	0.20%	0	0.00%	7	1.37%	0	0.00%	0	0.00%	1	0.20%
0041661	0	0.00%	0	0.00%	0	0.00%	8	1.88%	0	0.00%	0	0.00%	0	0.00%
0041673	1	0.26%	0	0.00%	1	0.26%	1	0.26%	0	0.00%	0	0.00%	0	0.00%
0041711	1	0.16%	0	0.00%	1	0.16%	7	1.11%	1	0.16%	0	0.00%	0	0.00%
0041769	1	0.20%	0	0.00%	0	0.00%	9	1.78%	0	0.00%	0	0.00%	2	0.40%
0041818	0	0.00%	0	0.00%	0	0.00%	8	1.94%	1	0.24%	0	0.00%	0	0.00%
0041877	0	0.00%	0	0.00%	0	0.00%	5	1.14%	0	0.00%	1	0.23%	0	0.00%
0041976	1	0.17%	0	0.00%	1	0.17%	9	1.54%	0	0.00%	0	0.00%	0	0.00%
0042016	0	0.00%	0	0.00%	0	0.00%	2	0.35%	0	0.00%	0	0.00%	0	0.00%
0042258	0	0.00%	1	0.14%	0	0.00%	4	0.55%	0	0.00%	0	0.00%	0	0.00%
0042312	2	0.33%	0	0.00%	0	0.00%	2	0.33%	0	0.00%	0	0.00%	1	0.16%
0042351	0	0.00%	1	0.18%	1	0.18%	4	0.71%	0	0.00%	0	0.00%	2	0.35%
0042389	0	0.00%	0	0.00%	1	0.17%	3	0.50%	0	0.00%	0	0.00%	0	0.00%
0042434	0	0.00%	0	0.00%	1	0.16%	7	1.14%	0	0.00%	1	0.16%	0	0.00%

Precinct	DANIEL MERCURI (REP)		JACQUELINE MCGOWAN (DEM)		DAVID MOORE (NPP)		DAVID ALEXANDER BRAMANTE (REP)		HOLLY L. BAABE (DEM)		ANGELYNE (NPP)		JAMES G. HANINK (NPP)	
0037138	0	0.00%	24	3.79%	0	0.00%	0	0.00%	6	0.95%	2	0.32%	1	0.16%
0037241	0	0.00%	24	3.35%	0	0.00%	1	0.14%	7	0.98%	1	0.14%	1	0.14%
0037296	0	0.00%	11	1.34%	3	0.37%	1	0.12%	3	0.37%	4	0.49%	0	0.00%
0037443	0	0.00%	13	1.89%	2	0.29%	0	0.00%	7	1.02%	3	0.44%	0	0.00%
0038113	0	0.00%	17	1.69%	0	0.00%	0	0.00%	13	1.30%	1	0.10%	0	0.00%
0039027	0	0.00%	25	3.76%	1	0.15%	1	0.15%	7	1.05%	6	0.90%	0	0.00%
0039226	0	0.00%	12	1.45%	2	0.24%	0	0.00%	4	0.48%	2	0.24%	0	0.00%
0039297	0	0.00%	8	1.84%	1	0.23%	0	0.00%	2	0.46%	2	0.46%	0	0.00%
0039423	0	0.00%	13	1.60%	0	0.00%	0	0.00%	5	0.62%	0	0.00%	0	0.00%
0039536	1	0.14%	5	0.71%	1	0.14%	1	0.14%	3	0.42%	1	0.14%	0	0.00%
0039582	0	0.00%	7	0.88%	1	0.13%	1	0.13%	3	0.38%	3	0.38%	1	0.13%
0039779	0	0.00%	22	3.03%	2	0.28%	0	0.00%	5	0.69%	4	0.55%	0	0.00%
0039967	0	0.00%	12	1.93%	0	0.00%	0	0.00%	9	1.45%	0	0.00%	0	0.00%
0041017	1	0.24%	19	4.59%	1	0.24%	0	0.00%	5	1.21%	6	1.45%	0	0.00%
0041028	1	1.35%	10	13.51%	0	0.00%	0	0.00%	0	0.00%	0	0.00%	0	0.00%
0041216	0	0.00%	27	6.92%	2	0.51%	0	0.00%	4	1.03%	1	0.26%	0	0.00%
0041240	0	0.00%	36	7.24%	5	1.01%	0	0.00%	8	1.61%	5	1.01%	0	0.00%
0041366	0	0.00%	13	2.89%	5	1.11%	0	0.00%	4	0.89%	5	1.11%	1	0.22%
0041431	0	0.00%	28	4.74%	2	0.34%	1	0.17%	5	0.85%	9	1.52%	0	0.00%
0041523	0	0.00%	39	7.62%	4	0.78%	1	0.20%	7	1.37%	4	0.78%	1	0.20%
0041661	1	0.24%	24	5.65%	7	1.65%	0	0.00%	7	1.65%	12	2.82%	0	0.00%
0041673	0	0.00%	14	3.58%	10	2.56%	0	0.00%	5	1.28%	5	1.28%	0	0.00%
0041711	0	0.00%	34	5.40%	6	0.95%	0	0.00%	9	1.43%	11	1.75%	0	0.00%
0041769	0	0.00%	24	4.74%	8	1.58%	0	0.00%	3	0.59%	8	1.58%	0	0.00%
0041818	1	0.24%	26	6.30%	7	1.69%	0	0.00%	2	0.48%	10	2.42%	0	0.00%
0041877	0	0.00%	14	3.20%	5	1.14%	1	0.23%	6	1.37%	5	1.14%	0	0.00%
0041976	0	0.00%	19	3.26%	7	1.20%	0	0.00%	3	0.51%	9	1.54%	0	0.00%
0042016	0	0.00%	14	2.46%	0	0.00%	0	0.00%	4	0.70%	6	1.06%	0	0.00%
0042258	0	0.00%	18	2.48%	6	0.83%	0	0.00%	10	1.38%	7	0.96%	2	0.28%
0042312	0	0.00%	15	2.45%	2	0.33%	0	0.00%	8	1.31%	8	1.31%	0	0.00%
0042351	0	0.00%	5	0.89%	3	0.53%	0	0.00%	4	0.71%	1	0.18%	0	0.00%
0042389	0	0.00%	9	1.51%	3	0.50%	0	0.00%	8	1.34%	5	0.84%	1	0.17%
0042434	0	0.00%	20	3.26%	7	1.14%	1	0.16%	5	0.82%	9	1.47%	1	0.16%

Precinct	DAVID HILLBERG (REP)		JEFF HEWITT (LIB)		JOHN R. DRAKE (DEM)		LARRY A. ELDER (REP)		KEVIN PAFFRATH (DEM)		ADAM PAPAGAN (NPP)		ARMANDO "MANDO" PEREZ- SERRATO (DEM)	
0037138	0	0.00%	9	1.42%	3	0.47%	297	46.85%	49	7.73%	0	0.00%	1	0.16%
0037241	0	0.00%	10	1.39%	6	0.84%	322	44.91%	72	10.04%	0	0.00%	2	0.28%
0037296	0	0.00%	5	0.61%	7	0.85%	370	45.18%	53	6.47%	0	0.00%	1	0.12%
0037443	0	0.00%	4	0.58%	5	0.73%	325	47.17%	56	8.13%	0	0.00%	3	0.44%
0038113	1	0.10%	4	0.40%	1	0.10%	498	49.65%	78	7.78%	0	0.00%	4	0.40%
0039027	0	0.00%	6	0.90%	2	0.30%	262	39.40%	60	9.02%	0	0.00%	3	0.45%
0039226	0	0.00%	3	0.36%	0	0.00%	357	43.12%	64	7.73%	1	0.12%	1	0.12%
0039297	0	0.00%	2	0.46%	1	0.23%	187	43.09%	45	10.37%	0	0.00%	0	0.00%
0039423	1	0.12%	5	0.62%	3	0.37%	333	41.11%	102	12.59%	0	0.00%	3	0.37%
0039536	0	0.00%	7	0.99%	5	0.71%	274	38.65%	63	8.89%	0	0.00%	3	0.42%
0039582	0	0.00%	5	0.63%	3	0.38%	334	42.07%	54	6.80%	0	0.00%	0	0.00%
0039779	0	0.00%	3	0.41%	1	0.14%	348	47.93%	63	8.68%	0	0.00%	3	0.41%
0039967	0	0.00%	6	0.96%	9	1.45%	264	42.44%	63	10.13%	0	0.00%	3	0.48%
0041017	1	0.24%	3	0.72%	6	1.45%	125	30.19%	62	14.98%	0	0.00%	5	1.21%
0041028	0	0.00%	1	1.35%	1	1.35%	22	29.73%	6	8.11%	0	0.00%	0	0.00%
0041216	0	0.00%	4	1.03%	6	1.54%	75	19.23%	77	19.74%	0	0.00%	6	1.54%
0041240	0	0.00%	3	0.60%	9	1.81%	103	20.72%	112	22.54%	1	0.20%	3	0.60%
0041366	0	0.00%	3	0.67%	0	0.00%	113	25.11%	87	19.33%	1	0.22%	3	0.67%
0041431	0	0.00%	3	0.51%	9	1.52%	129	21.83%	119	20.14%	1	0.17%	2	0.34%
0041523	0	0.00%	6	1.17%	7	1.37%	84	16.41%	104	20.31%	1	0.20%	5	0.98%
0041661	0	0.00%	7	1.65%	8	1.88%	73	17.18%	74	17.41%	1	0.24%	0	0.00%
0041673	1	0.26%	5	1.28%	7	1.79%	74	18.93%	91	23.27%	0	0.00%	7	1.79%
0041711	0	0.00%	3	0.48%	6	0.95%	129	20.48%	133	21.11%	0	0.00%	8	1.27%
0041769	0	0.00%	6	1.19%	5	0.99%	86	17.00%	115	22.73%	0	0.00%	0	0.00%
0041818	0	0.00%	3	0.73%	3	0.73%	86	20.82%	78	18.89%	0	0.00%	3	0.73%
0041877	0	0.00%	6	1.37%	2	0.46%	91	20.82%	98	22.43%	2	0.46%	1	0.23%
0041976	0	0.00%	6	1.03%	8	1.37%	103	17.67%	125	21.44%	4	0.69%	4	0.69%
0042016	0	0.00%	3	0.53%	4	0.70%	155	27.29%	124	21.83%	0	0.00%	2	0.35%
0042258	0	0.00%	5	0.69%	2	0.28%	195	26.82%	137	18.84%	2	0.28%	4	0.55%
0042312	0	0.00%	6	0.98%	4	0.65%	162	26.47%	100	16.34%	0	0.00%	5	0.82%
0042351	0	0.00%	3	0.53%	3	0.53%	187	33.16%	70	12.41%	0	0.00%	1	0.18%
0042389	0	0.00%	6	1.01%	2	0.34%	172	28.86%	87	14.60%	1	0.17%	1	0.17%
0042434	0	0.00%	4	0.65%	6	0.98%	163	26.59%	117	19.09%	1	0.16%	3	0.49%

Precinct	JOHN COX (REP)		HEATHER COLLINS (G-P)		DANIEL WATTS (DEM)		NICKOLAS WILDSTAR (REP)		SARAH STEPHENS (REP)		DENVER STONER (REP)		JOE M. SYMMON (REP)	
0037138	25	3.94%	2	0.32%	4	0.63%	0	0.00%	0	0.00%	0	0.00%	0	0.00%
0037241	25	3.49%	4	0.56%	10	1.39%	0	0.00%	0	0.00%	0	0.00%	0	0.00%
0037296	24	2.93%	3	0.37%	9	1.10%	0	0.00%	0	0.00%	0	0.00%	0	0.00%
0037443	27	3.92%	7	1.02%	7	1.02%	0	0.00%	0	0.00%	2	0.29%	0	0.00%
0038113	25	2.49%	10	1.00%	11	1.10%	2	0.20%	0	0.00%	0	0.00%	0	0.00%
0039027	31	4.66%	1	0.15%	13	1.95%	0	0.00%	0	0.00%	1	0.15%	0	0.00%
0039226	40	4.83%	6	0.72%	11	1.33%	0	0.00%	0	0.00%	1	0.12%	0	0.00%
0039297	16	3.69%	2	0.46%	2	0.46%	0	0.00%	1	0.23%	0	0.00%	0	0.00%
0039423	27	3.33%	4	0.49%	5	0.62%	0	0.00%	0	0.00%	2	0.25%	0	0.00%
0039536	22	3.10%	3	0.42%	11	1.55%	0	0.00%	0	0.00%	0	0.00%	0	0.00%
0039582	45	5.67%	5	0.63%	9	1.13%	0	0.00%	0	0.00%	1	0.13%	0	0.00%
0039779	18	2.48%	4	0.55%	15	2.07%	0	0.00%	1	0.14%	1	0.14%	0	0.00%
0039967	20	3.22%	3	0.48%	8	1.29%	0	0.00%	1	0.16%	0	0.00%	0	0.00%
0041017	13	3.14%	9	2.17%	12	2.90%	0	0.00%	0	0.00%	0	0.00%	0	0.00%
0041028	0	0.00%	1	1.35%	2	2.70%	1	1.35%	0	0.00%	0	0.00%	0	0.00%
0041216	5	1.28%	7	1.79%	14	3.59%	0	0.00%	0	0.00%	0	0.00%	0	0.00%
0041240	6	1.21%	4	0.80%	10	2.01%	0	0.00%	0	0.00%	0	0.00%	0	0.00%
0041366	10	2.22%	1	0.22%	11	2.44%	0	0.00%	0	0.00%	2	0.44%	0	0.00%
0041431	11	1.86%	10	1.69%	16	2.71%	0	0.00%	0	0.00%	1	0.17%	0	0.00%
0041523	8	1.56%	11	2.15%	23	4.49%	1	0.20%	0	0.00%	1	0.20%	0	0.00%
0041661	10	2.35%	10	2.35%	12	2.82%	0	0.00%	0	0.00%	0	0.00%	1	0.24%
0041673	11	2.81%	4	1.02%	9	2.30%	0	0.00%	0	0.00%	0	0.00%	0	0.00%
0041711	15	2.38%	7	1.11%	19	3.02%	1	0.16%	0	0.00%	1	0.16%	0	0.00%
0041769	8	1.58%	11	2.17%	25	4.94%	0	0.00%	0	0.00%	2	0.40%	0	0.00%
0041818	5	1.21%	15	3.63%	8	1.94%	0	0.00%	1	0.24%	1	0.24%	0	0.00%
0041877	7	1.60%	14	3.20%	16	3.66%	0	0.00%	0	0.00%	0	0.00%	0	0.00%
0041976	7	1.20%	8	1.37%	18	3.09%	0	0.00%	0	0.00%	0	0.00%	0	0.00%
0042016	6	1.06%	3	0.53%	10	1.76%	0	0.00%	0	0.00%	0	0.00%	0	0.00%
0042258	14	1.93%	8	1.10%	26	3.58%	1	0.14%	0	0.00%	0	0.00%	0	0.00%
0042312	14	2.29%	8	1.31%	11	1.80%	0	0.00%	0	0.00%	0	0.00%	0	0.00%
0042351	12	2.13%	3	0.53%	11	1.95%	0	0.00%	0	0.00%	0	0.00%	0	0.00%
0042389	17	2.85%	8	1.34%	18	3.02%	0	0.00%	1	0.17%	1	0.17%	0	0.00%
0042434	13	2.12%	5	0.82%	12	1.96%	0	0.00%	0	0.00%	2	0.33%	0	0.00%

Precinct	MAJOR SINGH (NPP)		DOUG OSE (REP)		Write-in		Total Votes	ROXANNE Qualified Write In		STACY SMITH Qualified Write In		MAJOR WILLIAMS Qualified Write In	
0037138	2	0.32%	5	0.79%	0	0.00%	634	0	0.00%	0	0.00%	0	0.00%
0037241	1	0.14%	9	1.26%	0	0.00%	717	0	0.00%	0	0.00%	0	0.00%
0037296	0	0.00%	3	0.37%	0	0.00%	819	0	0.00%	0	0.00%	0	0.00%
0037443	8	1.16%	2	0.29%	0	0.00%	689	0	0.00%	0	0.00%	0	0.00%
0038113	1	0.10%	3	0.30%	3	0.30%	1,003	0	0.00%	0	0.00%	3	0.30%
0039027	3	0.45%	1	0.15%	0	0.00%	665	0	0.00%	0	0.00%	0	0.00%
0039226	5	0.60%	8	0.97%	0	0.00%	828	0	0.00%	0	0.00%	0	0.00%
0039297	5	1.15%	2	0.46%	1	0.23%	434	0	0.00%	0	0.00%	1	0.23%
0039423	6	0.74%	6	0.74%	0	0.00%	810	0	0.00%	0	0.00%	0	0.00%
0039536	8	1.13%	8	1.13%	0	0.00%	709	0	0.00%	0	0.00%	0	0.00%
0039582	2	0.25%	3	0.38%	0	0.00%	794	0	0.00%	0	0.00%	0	0.00%
0039779	3	0.41%	3	0.41%	1	0.14%	726	0	0.00%	0	0.00%	1	0.14%
0039967	7	1.13%	3	0.48%	0	0.00%	622	0	0.00%	0	0.00%	0	0.00%
0041017	1	0.24%	0	0.00%	1	0.24%	414	0	0.00%	0	0.00%	1	0.24%
0041028	0	0.00%	2	2.70%	0	0.00%	74	0	0.00%	0	0.00%	0	0.00%
0041216	2	0.51%	0	0.00%	2	0.51%	390	0	0.00%	0	0.00%	2	0.51%
0041240	1	0.20%	3	0.60%	0	0.00%	497	0	0.00%	0	0.00%	0	0.00%
0041366	1	0.22%	6	1.33%	1	0.22%	450	0	0.00%	0	0.00%	1	0.22%
0041431	1	0.17%	4	0.68%	1	0.17%	591	0	0.00%	0	0.00%	1	0.17%
0041523	1	0.20%	2	0.39%	0	0.00%	512	0	0.00%	0	0.00%	0	0.00%
0041661	1	0.24%	3	0.71%	1	0.24%	425	0	0.00%	0	0.00%	1	0.24%
0041673	0	0.00%	2	0.51%	0	0.00%	391	0	0.00%	0	0.00%	0	0.00%
0041711	5	0.79%	0	0.00%	1	0.16%	630	0	0.00%	0	0.00%	1	0.16%
0041769	0	0.00%	3	0.59%	0	0.00%	506	0	0.00%	0	0.00%	0	0.00%
0041818	2	0.48%	5	1.21%	1	0.24%	413	0	0.00%	0	0.00%	1	0.24%
0041877	2	0.46%	4	0.92%	0	0.00%	437	0	0.00%	0	0.00%	0	0.00%
0041976	0	0.00%	3	0.51%	2	0.34%	583	0	0.00%	1	0.17%	1	0.17%
0042016	0	0.00%	1	0.18%	0	0.00%	568	0	0.00%	0	0.00%	0	0.00%
0042258	2	0.28%	7	0.96%	2	0.28%	727	0	0.00%	0	0.00%	0	0.00%
0042312	1	0.16%	5	0.82%	1	0.16%	612	0	0.00%	0	0.00%	1	0.16%
0042351	2	0.35%	9	1.60%	0	0.00%	564	0	0.00%	0	0.00%	0	0.00%
0042389	1	0.17%	3	0.50%	0	0.00%	596	0	0.00%	0	0.00%	0	0.00%
0042434	1	0.16%	2	0.33%	0	0.00%	613	0	0.00%	0	0.00%	0	0.00%

Precinct	THUY E. HUGENS Qualified Write In		MIKI HABRYN Qualified Write In		VINCE LUNDGREN Qualified Write In		VIVEK B. MOHAN Qualified Write In	
0037138	0	0.00%	0	0.00%	0	0.00%	0	0.00%
0037241	0	0.00%	0	0.00%	0	0.00%	0	0.00%
0037296	0	0.00%	0	0.00%	0	0.00%	0	0.00%
0037443	0	0.00%	0	0.00%	0	0.00%	0	0.00%
0038113	0	0.00%	0	0.00%	0	0.00%	0	0.00%
0039027	0	0.00%	0	0.00%	0	0.00%	0	0.00%
0039226	0	0.00%	0	0.00%	0	0.00%	0	0.00%
0039297	0	0.00%	0	0.00%	0	0.00%	0	0.00%
0039423	0	0.00%	0	0.00%	0	0.00%	0	0.00%
0039536	0	0.00%	0	0.00%	0	0.00%	0	0.00%
0039582	0	0.00%	0	0.00%	0	0.00%	0	0.00%
0039779	0	0.00%	0	0.00%	0	0.00%	0	0.00%
0039967	0	0.00%	0	0.00%	0	0.00%	0	0.00%
0041017	0	0.00%	0	0.00%	0	0.00%	0	0.00%
0041028	0	0.00%	0	0.00%	0	0.00%	0	0.00%
0041216	0	0.00%	0	0.00%	0	0.00%	0	0.00%
0041240	0	0.00%	0	0.00%	0	0.00%	0	0.00%
0041366	0	0.00%	0	0.00%	0	0.00%	0	0.00%
0041431	0	0.00%	0	0.00%	0	0.00%	0	0.00%
0041523	0	0.00%	0	0.00%	0	0.00%	0	0.00%
0041661	0	0.00%	0	0.00%	0	0.00%	0	0.00%
0041673	0	0.00%	0	0.00%	0	0.00%	0	0.00%
0041711	0	0.00%	0	0.00%	0	0.00%	0	0.00%
0041769	0	0.00%	0	0.00%	0	0.00%	0	0.00%
0041818	0	0.00%	0	0.00%	0	0.00%	0	0.00%
0041877	0	0.00%	0	0.00%	0	0.00%	0	0.00%
0041976	0	0.00%	0	0.00%	0	0.00%	0	0.00%
0042016	0	0.00%	0	0.00%	0	0.00%	0	0.00%
0042258	0	0.00%	0	0.00%	0	0.00%	2	0.28%
0042312	0	0.00%	0	0.00%	0	0.00%	0	0.00%
0042351	0	0.00%	0	0.00%	0	0.00%	0	0.00%
0042389	0	0.00%	0	0.00%	0	0.00%	0	0.00%
0042434	0	0.00%	0	0.00%	0	0.00%	0	0.00%

Precinct	Times Cast	Registered Voters	Undervotes	Overvotes
0042481	1,273	1,586	625	0
0042509	1,255	1,530	497	3
0042636	1,055	1,309	487	0
0042707	793	1,322	374	0
0042854	1,199	1,733	659	2
0042911	1,105	1,415	608	0
0042960	1,340	1,842	682	1
0043033	0	0	0	0
0043148	1,226	1,479	574	0
0043242	1,087	1,277	527	1
0043377	623	1,354	286	2
0043400	1,267	1,716	577	2
0043439	1,423	1,743	731	3
0043691	1,320	1,756	566	3
0043738	724	1,223	330	1
0043845	930	1,333	449	0
0043915	958	1,698	420	3
0044013	916	1,632	488	4
0044022	1,373	1,639	631	0
0044167	1,117	1,348	578	0
0044209	916	1,387	487	0
0044255	1,201	1,432	671	0
0044337	1,409	1,651	776	2
0044507	1,001	1,338	557	4
0044520	1,360	1,594	673	1
0044562	1,291	1,490	635	0
0044601	1,239	1,658	607	4
0044650	1,336	1,625	715	1
0044706	1,357	1,674	715	1
0044757	922	1,365	529	1
0044804	1,259	1,744	678	0
0044903	1,246	1,844	678	4
0045015	1,003	1,577	525	9

Precinct	DAN KAPELOVITZ (G-P)		KEVIN K. KAUL (NPP)	
0042481	12	1.85%	0	0.00%
0042509	4	0.53%	0	0.00%
0042636	8	1.41%	1	0.18%
0042707	10	2.39%	0	0.00%
0042854	14	2.60%	0	0.00%
0042911	13	2.62%	0	0.00%
0042960	8	1.22%	1	0.15%
0043033	0		0	
0043148	10	1.53%	1	0.15%
0043242	4	0.72%	0	0.00%
0043377	5	1.49%	0	0.00%
0043400	3	0.44%	0	0.00%
0043439	5	0.73%	0	0.00%
0043691	7	0.93%	0	0.00%
0043738	5	1.27%	0	0.00%
0043845	5	1.04%	0	0.00%
0043915	6	1.12%	0	0.00%
0044013	13	3.07%	0	0.00%
0044022	13	1.75%	1	0.13%
0044167	6	1.11%	0	0.00%
0044209	18	4.20%	0	0.00%
0044255	10	1.89%	0	0.00%
0044337	19	3.01%	1	0.16%
0044507	6	1.36%	0	0.00%
0044520	9	1.31%	1	0.15%
0044562	13	1.98%	0	0.00%
0044601	12	1.91%	0	0.00%
0044650	6	0.97%	1	0.16%
0044706	8	1.25%	0	0.00%
0044757	5	1.28%	0	0.00%
0044804	9	1.55%	0	0.00%
0044903	5	0.89%	1	0.18%
0045015	15	3.20%	0	0.00%

Precinct	CHAUNCEY "SLIM" KILLENS (REP)		KEVIN KILEY (REP)		PATRICK KILPATRICK (DEM)		ANTHONY TRIMINO (REP)		JOEL VENTRESCA (DEM)		KEVIN L. FAULCONER (REP)		RHONDA FURIN (REP)	
0042481	0	0.00%	27	4.17%	2	0.31%	0	0.00%	52	8.02%	118	18.21%	0	0.00%
0042509	0	0.00%	38	5.03%	6	0.79%	1	0.13%	31	4.11%	175	23.18%	0	0.00%
0042636	1	0.18%	20	3.52%	3	0.53%	0	0.00%	38	6.69%	105	18.49%	0	0.00%
0042707	0	0.00%	7	1.67%	6	1.43%	2	0.48%	36	8.59%	50	11.93%	2	0.48%
0042854	1	0.19%	9	1.67%	6	1.12%	1	0.19%	38	7.06%	57	10.59%	0	0.00%
0042911	0	0.00%	15	3.02%	7	1.41%	1	0.20%	33	6.64%	89	17.91%	0	0.00%
0042960	0	0.00%	20	3.04%	5	0.76%	1	0.15%	63	9.59%	68	10.35%	0	0.00%
0043033	0		0		0		0		0		0		0	
0043148	0	0.00%	25	3.83%	6	0.92%	0	0.00%	48	7.36%	95	14.57%	0	0.00%
0043242	0	0.00%	30	5.37%	6	1.07%	0	0.00%	36	6.44%	83	14.85%	0	0.00%
0043377	0	0.00%	5	1.49%	1	0.30%	0	0.00%	28	8.36%	18	5.37%	1	0.30%
0043400	0	0.00%	40	5.81%	4	0.58%	0	0.00%	30	4.36%	107	15.55%	0	0.00%
0043439	0	0.00%	43	6.24%	6	0.87%	2	0.29%	54	7.84%	122	17.71%	0	0.00%
0043691	2	0.27%	46	6.13%	3	0.40%	2	0.27%	34	4.53%	94	12.52%	0	0.00%
0043738	0	0.00%	23	5.85%	2	0.51%	0	0.00%	22	5.60%	43	10.94%	0	0.00%
0043845	0	0.00%	14	2.91%	8	1.66%	0	0.00%	27	5.61%	52	10.81%	0	0.00%
0043915	0	0.00%	23	4.30%	3	0.56%	3	0.56%	34	6.36%	37	6.92%	0	0.00%
0044013	0	0.00%	17	4.01%	4	0.94%	0	0.00%	50	11.79%	65	15.33%	0	0.00%
0044022	0	0.00%	31	4.18%	6	0.81%	0	0.00%	48	6.47%	161	21.70%	0	0.00%
0044167	0	0.00%	21	3.90%	9	1.67%	0	0.00%	41	7.61%	121	22.45%	0	0.00%
0044209	1	0.23%	16	3.73%	9	2.10%	0	0.00%	42	9.79%	47	10.96%	1	0.23%
0044255	0	0.00%	21	3.96%	6	1.13%	0	0.00%	56	10.57%	107	20.19%	0	0.00%
0044337	0	0.00%	19	3.01%	4	0.63%	0	0.00%	40	6.34%	139	22.03%	1	0.16%
0044507	0	0.00%	14	3.18%	5	1.14%	0	0.00%	25	5.68%	92	20.91%	1	0.23%
0044520	0	0.00%	18	2.62%	6	0.87%	0	0.00%	42	6.12%	165	24.05%	0	0.00%
0044562	0	0.00%	21	3.20%	4	0.61%	1	0.15%	27	4.12%	168	25.61%	0	0.00%
0044601	0	0.00%	41	6.53%	5	0.80%	0	0.00%	22	3.50%	90	14.33%	1	0.16%
0044650	1	0.16%	31	5.00%	8	1.29%	0	0.00%	17	2.74%	100	16.13%	0	0.00%
0044706	0	0.00%	22	3.43%	5	0.78%	0	0.00%	26	4.06%	100	15.60%	0	0.00%
0044757	1	0.26%	23	5.87%	6	1.53%	2	0.51%	8	2.04%	49	12.50%	1	0.26%
0044804	0	0.00%	21	3.61%	13	2.24%	2	0.34%	26	4.48%	92	15.83%	0	0.00%
0044903	0	0.00%	15	2.66%	2	0.35%	1	0.18%	9	1.60%	51	9.04%	1	0.18%
0045015	1	0.21%	19	4.05%	8	1.71%	0	0.00%	55	11.73%	35	7.46%	0	0.00%

Precinct	ROBERT C. NEWMAN II (REP)		DENNIS RICHTER (NPP)		BRANDON M. ROSS (DEM)		SAM L. GALLUCCI (REP)		TED GAINES (REP)		CAITLYN JENNER (REP)		LEO S. ZACKY (REP)	
0042481	1	0.15%	0	0.00%	39	6.02%	0	0.00%	5	0.77%	7	1.08%	0	0.00%
0042509	0	0.00%	0	0.00%	35	4.64%	1	0.13%	22	2.91%	4	0.53%	0	0.00%
0042636	0	0.00%	1	0.18%	45	7.92%	0	0.00%	1	0.18%	9	1.58%	0	0.00%
0042707	0	0.00%	1	0.24%	30	7.16%	0	0.00%	4	0.95%	3	0.72%	0	0.00%
0042854	0	0.00%	1	0.19%	40	7.43%	0	0.00%	6	1.12%	10	1.86%	1	0.19%
0042911	0	0.00%	1	0.20%	34	6.84%	0	0.00%	4	0.80%	2	0.40%	0	0.00%
0042960	0	0.00%	2	0.30%	38	5.78%	2	0.30%	1	0.15%	4	0.61%	0	0.00%
0043033	0		0		0		0		0		0		0	
0043148	0	0.00%	0	0.00%	34	5.21%	0	0.00%	11	1.69%	8	1.23%	0	0.00%
0043242	0	0.00%	0	0.00%	28	5.01%	0	0.00%	12	2.15%	9	1.61%	0	0.00%
0043377	1	0.30%	0	0.00%	26	7.76%	0	0.00%	4	1.19%	5	1.49%	0	0.00%
0043400	0	0.00%	0	0.00%	40	5.81%	0	0.00%	7	1.02%	7	1.02%	0	0.00%
0043439	2	0.29%	1	0.15%	38	5.52%	0	0.00%	15	2.18%	13	1.89%	2	0.29%
0043691	1	0.13%	1	0.13%	36	4.79%	0	0.00%	12	1.60%	9	1.20%	3	0.40%
0043738	1	0.25%	0	0.00%	25	6.36%	0	0.00%	5	1.27%	9	2.29%	0	0.00%
0043845	1	0.21%	1	0.21%	24	4.99%	0	0.00%	10	2.08%	2	0.42%	0	0.00%
0043915	2	0.37%	1	0.19%	37	6.92%	1	0.19%	3	0.56%	10	1.87%	1	0.19%
0044013	0	0.00%	1	0.24%	25	5.90%	0	0.00%	3	0.71%	10	2.36%	0	0.00%
0044022	0	0.00%	0	0.00%	50	6.74%	0	0.00%	2	0.27%	3	0.40%	0	0.00%
0044167	0	0.00%	0	0.00%	44	8.16%	0	0.00%	3	0.56%	7	1.30%	0	0.00%
0044209	0	0.00%	4	0.93%	23	5.36%	0	0.00%	1	0.23%	8	1.86%	0	0.00%
0044255	0	0.00%	0	0.00%	29	5.47%	0	0.00%	3	0.57%	6	1.13%	1	0.19%
0044337	1	0.16%	1	0.16%	54	8.56%	0	0.00%	3	0.48%	7	1.11%	1	0.16%
0044507	0	0.00%	2	0.45%	15	3.41%	0	0.00%	3	0.68%	3	0.68%	0	0.00%
0044520	0	0.00%	0	0.00%	49	7.14%	0	0.00%	14	2.04%	6	0.87%	0	0.00%
0044562	0	0.00%	1	0.15%	38	5.79%	0	0.00%	6	0.91%	4	0.61%	0	0.00%
0044601	2	0.32%	3	0.48%	50	7.96%	1	0.16%	8	1.27%	11	1.75%	0	0.00%
0044650	0	0.00%	0	0.00%	52	8.39%	0	0.00%	7	1.13%	6	0.97%	0	0.00%
0044706	1	0.16%	1	0.16%	46	7.18%	0	0.00%	10	1.56%	8	1.25%	0	0.00%
0044757	0	0.00%	0	0.00%	42	10.71%	0	0.00%	0	0.00%	6	1.53%	0	0.00%
0044804	0	0.00%	5	0.86%	34	5.85%	0	0.00%	4	0.69%	5	0.86%	0	0.00%
0044903	2	0.35%	1	0.18%	57	10.11%	0	0.00%	4	0.71%	4	0.71%	0	0.00%
0045015	0	0.00%	1	0.21%	39	8.32%	0	0.00%	0	0.00%	4	0.85%	0	0.00%

Precinct	JENNY RAE LE ROUX (REP)		DAVID LOZANO (REP)		STEVE CHAVEZ LODGE (REP)		MICHAEL LOEBBS (NPP)		DENIS LUCEY (NPP)		DIEGO MARTINEZ (REP)		JEREMIAH "JEREMY" MARCINIAK (NPP)	
0042481	0	0.00%	0	0.00%	1	0.15%	4	0.62%	0	0.00%	1	0.15%	0	0.00%
0042509	2	0.26%	2	0.26%	0	0.00%	0	0.00%	0	0.00%	0	0.00%	0	0.00%
0042636	0	0.00%	1	0.18%	0	0.00%	0	0.00%	0	0.00%	0	0.00%	0	0.00%
0042707	0	0.00%	0	0.00%	0	0.00%	2	0.48%	0	0.00%	0	0.00%	0	0.00%
0042854	0	0.00%	1	0.19%	0	0.00%	11	2.04%	1	0.19%	0	0.00%	2	0.37%
0042911	0	0.00%	0	0.00%	1	0.20%	1	0.20%	0	0.00%	1	0.20%	0	0.00%
0042960	0	0.00%	0	0.00%	2	0.30%	8	1.22%	0	0.00%	0	0.00%	1	0.15%
0043033	0		0		0		0		0		0		0	
0043148	0	0.00%	0	0.00%	2	0.31%	3	0.46%	0	0.00%	1	0.15%	1	0.15%
0043242	0	0.00%	0	0.00%	0	0.00%	0	0.00%	0	0.00%	1	0.18%	0	0.00%
0043377	0	0.00%	0	0.00%	4	1.19%	2	0.60%	1	0.30%	0	0.00%	0	0.00%
0043400	0	0.00%	0	0.00%	1	0.15%	1	0.15%	1	0.15%	0	0.00%	0	0.00%
0043439	1	0.15%	0	0.00%	0	0.00%	5	0.73%	1	0.15%	0	0.00%	0	0.00%
0043691	0	0.00%	2	0.27%	0	0.00%	1	0.13%	1	0.13%	0	0.00%	0	0.00%
0043738	0	0.00%	0	0.00%	0	0.00%	2	0.51%	0	0.00%	1	0.25%	0	0.00%
0043845	1	0.21%	0	0.00%	0	0.00%	1	0.21%	1	0.21%	1	0.21%	0	0.00%
0043915	1	0.19%	3	0.56%	0	0.00%	3	0.56%	0	0.00%	0	0.00%	0	0.00%
0044013	0	0.00%	0	0.00%	1	0.24%	6	1.42%	0	0.00%	0	0.00%	0	0.00%
0044022	1	0.13%	0	0.00%	1	0.13%	3	0.40%	0	0.00%	0	0.00%	0	0.00%
0044167	0	0.00%	0	0.00%	0	0.00%	6	1.11%	0	0.00%	0	0.00%	1	0.19%
0044209	0	0.00%	0	0.00%	0	0.00%	4	0.93%	0	0.00%	0	0.00%	0	0.00%
0044255	0	0.00%	0	0.00%	0	0.00%	3	0.57%	0	0.00%	2	0.38%	0	0.00%
0044337	1	0.16%	0	0.00%	1	0.16%	1	0.16%	0	0.00%	0	0.00%	0	0.00%
0044507	0	0.00%	0	0.00%	0	0.00%	7	1.59%	0	0.00%	0	0.00%	0	0.00%
0044520	2	0.29%	0	0.00%	0	0.00%	5	0.73%	0	0.00%	0	0.00%	0	0.00%
0044562	1	0.15%	0	0.00%	0	0.00%	4	0.61%	1	0.15%	0	0.00%	0	0.00%
0044601	0	0.00%	1	0.16%	0	0.00%	8	1.27%	0	0.00%	0	0.00%	0	0.00%
0044650	1	0.16%	0	0.00%	1	0.16%	4	0.65%	1	0.16%	0	0.00%	0	0.00%
0044706	3	0.47%	0	0.00%	1	0.16%	1	0.16%	1	0.16%	0	0.00%	0	0.00%
0044757	1	0.26%	0	0.00%	1	0.26%	1	0.26%	0	0.00%	0	0.00%	0	0.00%
0044804	0	0.00%	0	0.00%	1	0.17%	8	1.38%	0	0.00%	0	0.00%	0	0.00%
0044903	0	0.00%	0	0.00%	3	0.53%	5	0.89%	0	0.00%	1	0.18%	0	0.00%
0045015	0	0.00%	0	0.00%	0	0.00%	3	0.64%	0	0.00%	1	0.21%	1	0.21%

Precinct	DANIEL MERCURI (REP)		JACQUELINE MCGOWAN (DEM)		DAVID MOORE (NPP)		DAVID ALEXANDER BRAMANTE (REP)		HOLLY L. BAABE (DEM)		ANGELYNE (NPP)		JAMES G. HANINK (NPP)	
0042481	0	0.00%	13	2.01%	1	0.15%	0	0.00%	10	1.54%	6	0.93%	0	0.00%
0042509	0	0.00%	14	1.85%	0	0.00%	0	0.00%	8	1.06%	3	0.40%	0	0.00%
0042636	0	0.00%	15	2.64%	2	0.35%	2	0.35%	11	1.94%	9	1.58%	3	0.53%
0042707	1	0.24%	13	3.10%	2	0.48%	1	0.24%	4	0.95%	3	0.72%	0	0.00%
0042854	0	0.00%	27	5.02%	6	1.12%	0	0.00%	4	0.74%	9	1.67%	1	0.19%
0042911	0	0.00%	22	4.43%	0	0.00%	0	0.00%	6	1.21%	4	0.80%	0	0.00%
0042960	0	0.00%	13	1.98%	2	0.30%	1	0.15%	7	1.07%	10	1.52%	1	0.15%
0043033	0		0		0		0		0		0		0	
0043148	0	0.00%	9	1.38%	3	0.46%	0	0.00%	6	0.92%	6	0.92%	0	0.00%
0043242	0	0.00%	8	1.43%	1	0.18%	0	0.00%	4	0.72%	4	0.72%	1	0.18%
0043377	0	0.00%	20	5.97%	2	0.60%	0	0.00%	7	2.09%	3	0.90%	1	0.30%
0043400	1	0.15%	13	1.89%	4	0.58%	0	0.00%	1	0.15%	4	0.58%	0	0.00%
0043439	0	0.00%	11	1.60%	2	0.29%	0	0.00%	3	0.44%	7	1.02%	0	0.00%
0043691	0	0.00%	14	1.86%	1	0.13%	1	0.13%	8	1.07%	5	0.67%	1	0.13%
0043738	0	0.00%	11	2.80%	2	0.51%	1	0.25%	4	1.02%	3	0.76%	0	0.00%
0043845	0	0.00%	14	2.91%	6	1.25%	2	0.42%	3	0.62%	3	0.62%	0	0.00%
0043915	1	0.19%	23	4.30%	7	1.31%	1	0.19%	7	1.31%	1	0.19%	0	0.00%
0044013	0	0.00%	18	4.25%	2	0.47%	0	0.00%	9	2.12%	5	1.18%	0	0.00%
0044022	0	0.00%	19	2.56%	6	0.81%	0	0.00%	5	0.67%	7	0.94%	1	0.13%
0044167	1	0.19%	27	5.01%	1	0.19%	0	0.00%	3	0.56%	8	1.48%	0	0.00%
0044209	0	0.00%	27	6.29%	6	1.40%	0	0.00%	4	0.93%	3	0.70%	0	0.00%
0044255	0	0.00%	27	5.09%	3	0.57%	0	0.00%	12	2.26%	3	0.57%	0	0.00%
0044337	0	0.00%	22	3.49%	3	0.48%	0	0.00%	9	1.43%	7	1.11%	0	0.00%
0044507	0	0.00%	12	2.73%	3	0.68%	1	0.23%	3	0.68%	3	0.68%	1	0.23%
0044520	0	0.00%	11	1.60%	0	0.00%	0	0.00%	3	0.44%	5	0.73%	0	0.00%
0044562	0	0.00%	16	2.44%	3	0.46%	0	0.00%	8	1.22%	6	0.91%	1	0.15%
0044601	0	0.00%	23	3.66%	2	0.32%	0	0.00%	6	0.96%	3	0.48%	0	0.00%
0044650	0	0.00%	21	3.39%	5	0.81%	0	0.00%	10	1.61%	4	0.65%	0	0.00%
0044706	0	0.00%	25	3.90%	2	0.31%	0	0.00%	5	0.78%	2	0.31%	0	0.00%
0044757	0	0.00%	27	6.89%	1	0.26%	0	0.00%	5	1.28%	0	0.00%	0	0.00%
0044804	0	0.00%	14	2.41%	11	1.89%	0	0.00%	3	0.52%	5	0.86%	0	0.00%
0044903	0	0.00%	30	5.32%	1	0.18%	0	0.00%	6	1.06%	3	0.53%	0	0.00%
0045015	0	0.00%	25	5.33%	5	1.07%	0	0.00%	5	1.07%	3	0.64%	2	0.43%

Precinct	DAVID HILLBERG (REP)		JEFF HEWITT (LIB)		JOHN R. DRAKE (DEM)		LARRY A. ELDER (REP)		KEVIN PAFFRATH (DEM)		ADAM PAPAGAN (NPP)		ARMANDO "MANDO" PEREZ- SERRATO (DEM)	
0042481	0	0.00%	2	0.31%	4	0.62%	168	25.93%	126	19.44%	0	0.00%	2	0.31%
0042509	0	0.00%	3	0.40%	4	0.53%	277	36.69%	78	10.33%	0	0.00%	2	0.26%
0042636	0	0.00%	2	0.35%	10	1.76%	150	26.41%	76	13.38%	0	0.00%	4	0.70%
0042707	0	0.00%	2	0.48%	5	1.19%	133	31.74%	66	15.75%	0	0.00%	3	0.72%
0042854	0	0.00%	9	1.67%	5	0.93%	107	19.89%	112	20.82%	3	0.56%	9	1.67%
0042911	0	0.00%	2	0.40%	7	1.41%	132	26.56%	87	17.51%	1	0.20%	3	0.60%
0042960	0	0.00%	6	0.91%	8	1.22%	232	35.31%	96	14.61%	0	0.00%	3	0.46%
0043033	0		0		0		0		0		0		0	
0043148	0	0.00%	4	0.61%	6	0.92%	234	35.89%	85	13.04%	1	0.15%	7	1.07%
0043242	0	0.00%	3	0.54%	7	1.25%	177	31.66%	96	17.17%	0	0.00%	3	0.54%
0043377	0	0.00%	3	0.90%	9	2.69%	91	27.16%	59	17.61%	0	0.00%	2	0.60%
0043400	0	0.00%	4	0.58%	9	1.31%	293	42.59%	83	12.06%	0	0.00%	2	0.29%
0043439	0	0.00%	7	1.02%	2	0.29%	224	32.51%	82	11.90%	0	0.00%	1	0.15%
0043691	0	0.00%	8	1.07%	2	0.27%	299	39.81%	92	12.25%	0	0.00%	0	0.00%
0043738	0	0.00%	3	0.76%	4	1.02%	155	39.44%	50	12.72%	0	0.00%	1	0.25%
0043845	0	0.00%	4	0.83%	1	0.21%	195	40.54%	66	13.72%	0	0.00%	1	0.21%
0043915	3	0.56%	4	0.75%	3	0.56%	189	35.33%	69	12.90%	0	0.00%	9	1.68%
0044013	0	0.00%	4	0.94%	2	0.47%	69	16.27%	92	21.70%	0	0.00%	1	0.24%
0044022	0	0.00%	2	0.27%	10	1.35%	192	25.88%	137	18.46%	0	0.00%	1	0.13%
0044167	0	0.00%	11	2.04%	5	0.93%	99	18.37%	97	18.00%	0	0.00%	0	0.00%
0044209	0	0.00%	7	1.63%	6	1.40%	81	18.88%	84	19.58%	1	0.23%	3	0.70%
0044255	0	0.00%	3	0.57%	9	1.70%	87	16.42%	101	19.06%	0	0.00%	2	0.38%
0044337	0	0.00%	3	0.48%	6	0.95%	126	19.97%	110	17.43%	0	0.00%	2	0.32%
0044507	0	0.00%	1	0.23%	7	1.59%	115	26.14%	82	18.64%	1	0.23%	3	0.68%
0044520	0	0.00%	6	0.87%	5	0.73%	202	29.45%	82	11.95%	0	0.00%	1	0.15%
0044562	0	0.00%	2	0.30%	6	0.91%	205	31.25%	93	14.18%	0	0.00%	0	0.00%
0044601	0	0.00%	6	0.96%	4	0.64%	202	32.17%	68	10.83%	0	0.00%	7	1.11%
0044650	0	0.00%	4	0.65%	4	0.65%	207	33.39%	61	9.84%	0	0.00%	5	0.81%
0044706	0	0.00%	5	0.78%	8	1.25%	206	32.14%	93	14.51%	1	0.16%	0	0.00%
0044757	0	0.00%	2	0.51%	7	1.79%	124	31.63%	47	11.99%	0	0.00%	3	0.77%
0044804	1	0.17%	3	0.52%	3	0.52%	187	32.19%	84	14.46%	0	0.00%	4	0.69%
0044903	1	0.18%	9	1.60%	4	0.71%	205	36.35%	87	15.43%	0	0.00%	1	0.18%
0045015	0	0.00%	2	0.43%	7	1.49%	88	18.76%	107	22.81%	1	0.21%	7	1.49%

Precinct	JOHN COX (REP)		HEATHER COLLINS (G-P)		DANIEL WATTS (DEM)		NICKOLAS WILDSTAR (REP)		SARAH STEPHENS (REP)		DENVER STONER (REP)		JOE M. SYMMON (REP)	
0042481	16	2.47%	7	1.08%	21	3.24%	0	0.00%	0	0.00%	0	0.00%	1	0.15%
0042509	15	1.99%	3	0.40%	13	1.72%	0	0.00%	1	0.13%	0	0.00%	0	0.00%
0042636	14	2.46%	6	1.06%	21	3.70%	0	0.00%	0	0.00%	3	0.53%	0	0.00%
0042707	6	1.43%	9	2.15%	9	2.15%	0	0.00%	1	0.24%	0	0.00%	0	0.00%
0042854	3	0.56%	19	3.53%	18	3.35%	2	0.37%	0	0.00%	1	0.19%	0	0.00%
0042911	6	1.21%	4	0.80%	19	3.82%	0	0.00%	0	0.00%	0	0.00%	0	0.00%
0042960	21	3.20%	10	1.52%	15	2.28%	0	0.00%	0	0.00%	1	0.15%	1	0.15%
0043033	0		0		0		0		0		0		0	
0043148	21	3.22%	4	0.61%	15	2.30%	0	0.00%	0	0.00%	0	0.00%	1	0.15%
0043242	11	1.97%	11	1.97%	17	3.04%	3	0.54%	0	0.00%	0	0.00%	0	0.00%
0043377	16	4.78%	7	2.09%	11	3.28%	0	0.00%	0	0.00%	1	0.30%	0	0.00%
0043400	12	1.74%	4	0.58%	5	0.73%	0	0.00%	2	0.29%	0	0.00%	0	0.00%
0043439	20	2.90%	1	0.15%	10	1.45%	0	0.00%	0	0.00%	0	0.00%	0	0.00%
0043691	32	4.26%	5	0.67%	14	1.86%	1	0.13%	0	0.00%	3	0.40%	0	0.00%
0043738	8	2.04%	3	0.76%	5	1.27%	0	0.00%	1	0.25%	0	0.00%	0	0.00%
0043845	19	3.95%	3	0.62%	8	1.66%	0	0.00%	1	0.21%	2	0.42%	0	0.00%
0043915	29	5.42%	4	0.75%	11	2.06%	0	0.00%	0	0.00%	2	0.37%	0	0.00%
0044013	10	2.36%	3	0.71%	10	2.36%	0	0.00%	0	0.00%	0	0.00%	0	0.00%
0044022	14	1.89%	5	0.67%	16	2.16%	0	0.00%	1	0.13%	1	0.13%	0	0.00%
0044167	6	1.11%	5	0.93%	13	2.41%	0	0.00%	0	0.00%	0	0.00%	0	0.00%
0044209	8	1.86%	10	2.33%	12	2.80%	0	0.00%	0	0.00%	0	0.00%	0	0.00%
0044255	7	1.32%	10	1.89%	17	3.21%	0	0.00%	0	0.00%	0	0.00%	0	0.00%
0044337	9	1.43%	10	1.58%	21	3.33%	0	0.00%	0	0.00%	1	0.16%	0	0.00%
0044507	7	1.59%	3	0.68%	22	5.00%	1	0.23%	0	0.00%	0	0.00%	0	0.00%
0044520	28	4.08%	4	0.58%	8	1.17%	0	0.00%	1	0.15%	0	0.00%	0	0.00%
0044562	10	1.52%	4	0.61%	7	1.07%	0	0.00%	0	0.00%	0	0.00%	0	0.00%
0044601	20	3.18%	5	0.80%	13	2.07%	1	0.16%	0	0.00%	1	0.16%	0	0.00%
0044650	23	3.71%	9	1.45%	21	3.39%	0	0.00%	0	0.00%	0	0.00%	0	0.00%
0044706	23	3.59%	11	1.72%	20	3.12%	1	0.16%	0	0.00%	2	0.31%	0	0.00%
0044757	14	3.57%	4	1.02%	9	2.30%	0	0.00%	0	0.00%	0	0.00%	0	0.00%
0044804	11	1.89%	5	0.86%	23	3.96%	0	0.00%	0	0.00%	1	0.17%	0	0.00%
0044903	27	4.79%	8	1.42%	9	1.60%	0	0.00%	0	0.00%	3	0.53%	1	0.18%
0045015	2	0.43%	13	2.77%	16	3.41%	0	0.00%	0	0.00%	2	0.43%	0	0.00%

Precinct	MAJOR SINGH (NPP)		DOUG OSE (REP)		Write-in		Total Votes	ROXANNE Qualified Write In		STACY SMITH Qualified Write In		MAJOR WILLIAMS Qualified Write In	
0042481	1	0.15%	1	0.15%	0	0.00%	648	0	0.00%	0	0.00%	0	0.00%
0042509	3	0.40%	10	1.32%	0	0.00%	755	0	0.00%	0	0.00%	0	0.00%
0042636	1	0.18%	6	1.06%	0	0.00%	568	0	0.00%	0	0.00%	0	0.00%
0042707	0	0.00%	7	1.67%	1	0.24%	419	0	0.00%	0	0.00%	1	0.24%
0042854	3	0.56%	1	0.19%	0	0.00%	538	0	0.00%	0	0.00%	0	0.00%
0042911	0	0.00%	2	0.40%	0	0.00%	497	0	0.00%	0	0.00%	0	0.00%
0042960	1	0.15%	5	0.76%	0	0.00%	657	0	0.00%	0	0.00%	0	0.00%
0043033	0		0		0		0	0		0		0	
0043148	0	0.00%	5	0.77%	0	0.00%	652	0	0.00%	0	0.00%	0	0.00%
0043242	0	0.00%	3	0.54%	1	0.18%	559	0	0.00%	0	0.00%	1	0.18%
0043377	0	0.00%	0	0.00%	2	0.60%	335	0	0.00%	0	0.00%	2	0.60%
0043400	0	0.00%	9	1.31%	1	0.15%	688	0	0.00%	0	0.00%	1	0.15%
0043439	1	0.15%	8	1.16%	0	0.00%	689	0	0.00%	0	0.00%	0	0.00%
0043691	1	0.13%	9	1.20%	1	0.13%	751	0	0.00%	0	0.00%	0	0.00%
0043738	0	0.00%	4	1.02%	0	0.00%	393	0	0.00%	0	0.00%	0	0.00%
0043845	1	0.21%	4	0.83%	0	0.00%	481	0	0.00%	0	0.00%	0	0.00%
0043915	0	0.00%	3	0.56%	1	0.19%	535	0	0.00%	0	0.00%	1	0.19%
0044013	0	0.00%	2	0.47%	2	0.47%	424	0	0.00%	0	0.00%	2	0.47%
0044022	0	0.00%	5	0.67%	0	0.00%	742	0	0.00%	0	0.00%	0	0.00%
0044167	1	0.19%	3	0.56%	0	0.00%	539	0	0.00%	0	0.00%	0	0.00%
0044209	3	0.70%	0	0.00%	0	0.00%	429	0	0.00%	0	0.00%	0	0.00%
0044255	0	0.00%	3	0.57%	2	0.38%	530	0	0.00%	0	0.00%	2	0.38%
0044337	1	0.16%	8	1.27%	0	0.00%	631	0	0.00%	0	0.00%	0	0.00%
0044507	0	0.00%	2	0.45%	0	0.00%	440	0	0.00%	0	0.00%	0	0.00%
0044520	1	0.15%	12	1.75%	0	0.00%	686	0	0.00%	0	0.00%	0	0.00%
0044562	2	0.30%	4	0.61%	0	0.00%	656	0	0.00%	0	0.00%	0	0.00%
0044601	2	0.32%	8	1.27%	2	0.32%	628	0	0.00%	0	0.00%	2	0.32%
0044650	3	0.48%	6	0.97%	1	0.16%	620	0	0.00%	0	0.00%	1	0.16%
0044706	0	0.00%	3	0.47%	1	0.16%	641	0	0.00%	0	0.00%	1	0.16%
0044757	0	0.00%	3	0.77%	0	0.00%	392	0	0.00%	0	0.00%	0	0.00%
0044804	1	0.17%	5	0.86%	0	0.00%	581	0	0.00%	0	0.00%	0	0.00%
0044903	3	0.53%	3	0.53%	1	0.18%	564	0	0.00%	0	0.00%	1	0.18%
0045015	1	0.21%	0	0.00%	1	0.21%	469	0	0.00%	0	0.00%	0	0.00%

Precinct	THUY E. HUGENS Qualified Write In		MIKI HABRYN Qualified Write In		VINCE LUNDGREN Qualified Write In		VIVEK B. MOHAN Qualified Write In	
0042481	0	0.00%	0	0.00%	0	0.00%	0	0.00%
0042509	0	0.00%	0	0.00%	0	0.00%	0	0.00%
0042636	0	0.00%	0	0.00%	0	0.00%	0	0.00%
0042707	0	0.00%	0	0.00%	0	0.00%	0	0.00%
0042854	0	0.00%	0	0.00%	0	0.00%	0	0.00%
0042911	0	0.00%	0	0.00%	0	0.00%	0	0.00%
0042960	0	0.00%	0	0.00%	0	0.00%	0	0.00%
0043033	0		0		0		0	
0043148	0	0.00%	0	0.00%	0	0.00%	0	0.00%
0043242	0	0.00%	0	0.00%	0	0.00%	0	0.00%
0043377	0	0.00%	0	0.00%	0	0.00%	0	0.00%
0043400	0	0.00%	0	0.00%	0	0.00%	0	0.00%
0043439	0	0.00%	0	0.00%	0	0.00%	0	0.00%
0043691	0	0.00%	0	0.00%	1	0.13%	0	0.00%
0043738	0	0.00%	0	0.00%	0	0.00%	0	0.00%
0043845	0	0.00%	0	0.00%	0	0.00%	0	0.00%
0043915	0	0.00%	0	0.00%	0	0.00%	0	0.00%
0044013	0	0.00%	0	0.00%	0	0.00%	0	0.00%
0044022	0	0.00%	0	0.00%	0	0.00%	0	0.00%
0044167	0	0.00%	0	0.00%	0	0.00%	0	0.00%
0044209	0	0.00%	0	0.00%	0	0.00%	0	0.00%
0044255	0	0.00%	0	0.00%	0	0.00%	0	0.00%
0044337	0	0.00%	0	0.00%	0	0.00%	0	0.00%
0044507	0	0.00%	0	0.00%	0	0.00%	0	0.00%
0044520	0	0.00%	0	0.00%	0	0.00%	0	0.00%
0044562	0	0.00%	0	0.00%	0	0.00%	0	0.00%
0044601	0	0.00%	0	0.00%	0	0.00%	0	0.00%
0044650	0	0.00%	0	0.00%	0	0.00%	0	0.00%
0044706	0	0.00%	0	0.00%	0	0.00%	0	0.00%
0044757	0	0.00%	0	0.00%	0	0.00%	0	0.00%
0044804	0	0.00%	0	0.00%	0	0.00%	0	0.00%
0044903	0	0.00%	0	0.00%	0	0.00%	0	0.00%
0045015	0	0.00%	1	0.21%	0	0.00%	0	0.00%

Precinct	Times Cast	Registered Voters	Undervotes	Overvotes
0045029	910	1,620	558	4
0045140	931	1,780	531	2
0045241	798	1,372	412	2
0045314	777	1,880	442	4
0045418	704	1,571	374	7
0045427	359	881	213	3
0045482	1,221	1,920	647	7
0045511	266	637	161	3
0045548	509	1,316	259	7
0045624	696	1,601	349	5
0045670	924	1,979	475	4
0045701	857	1,580	452	7
0045736	506	1,261	270	7
0045774	6	8	1	0
0045847	512	1,174	314	4
0045908	586	1,252	298	4
0045931	658	1,460	365	6
0045997	793	1,903	400	8
0046014	1,166	1,560	624	1
0046098	1,301	1,762	662	1
0046289	1,033	1,700	529	3
0046307	1,085	1,477	518	1
0046445	1,101	1,862	571	2
0046618	820	1,991	406	4
0046682	778	1,776	467	4
0046727	642	1,467	387	6
0046828	837	1,810	418	5
0047018	874	1,381	468	3
0047051	1,189	1,653	697	3
0047116	1,315	1,645	645	0
0047154	1,113	1,506	582	2
0047187	1,277	1,715	686	0
0047199	915	1,340	522	1

Precinct	DAN KAPELOVITZ (G-P)		KEVIN K. KAUL (NPP)	
0045029	12	3.45%	0	0.00%
0045140	12	3.02%	0	0.00%
0045241	15	3.91%	1	0.26%
0045314	9	2.72%	0	0.00%
0045418	4	1.24%	0	0.00%
0045427	8	5.59%	0	0.00%
0045482	10	1.76%	0	0.00%
0045511	1	0.98%	0	0.00%
0045548	4	1.65%	0	0.00%
0045624	2	0.58%	0	0.00%
0045670	2	0.45%	1	0.22%
0045701	1	0.25%	0	0.00%
0045736	0	0.00%	0	0.00%
0045774	0	0.00%	0	0.00%
0045847	1	0.52%	0	0.00%
0045908	1	0.35%	0	0.00%
0045931	5	1.74%	0	0.00%
0045997	1	0.26%	1	0.26%
0046014	12	2.22%	0	0.00%
0046098	5	0.78%	0	0.00%
0046289	6	1.20%	0	0.00%
0046307	8	1.41%	0	0.00%
0046445	6	1.14%	0	0.00%
0046618	2	0.49%	1	0.24%
0046682	1	0.33%	0	0.00%
0046727	1	0.40%	0	0.00%
0046828	2	0.48%	0	0.00%
0047018	3	0.74%	0	0.00%
0047051	7	1.43%	0	0.00%
0047116	11	1.64%	1	0.15%
0047154	4	0.76%	0	0.00%
0047187	1	0.17%	0	0.00%
0047199	5	1.28%	0	0.00%

Precinct	CHAUNCEY "SLIM" KILLENS (REP)		KEVIN KILEY (REP)		PATRICK KILPATRICK (DEM)		ANTHONY TRIMINO (REP)		JOEL VENTRESCA (DEM)		KEVIN L. FAULCONER (REP)		RHONDA FURIN (REP)	
0045029	0	0.00%	4	1.15%	4	1.15%	2	0.57%	34	9.77%	33	9.48%	0	0.00%
0045140	1	0.25%	10	2.51%	4	1.01%	1	0.25%	47	11.81%	31	7.79%	0	0.00%
0045241	0	0.00%	13	3.39%	3	0.78%	0	0.00%	37	9.64%	20	5.21%	0	0.00%
0045314	0	0.00%	10	3.02%	7	2.11%	0	0.00%	25	7.55%	19	5.74%	0	0.00%
0045418	1	0.31%	17	5.26%	3	0.93%	0	0.00%	28	8.67%	18	5.57%	0	0.00%
0045427	0	0.00%	5	3.50%	1	0.70%	1	0.70%	9	6.29%	5	3.50%	0	0.00%
0045482	0	0.00%	15	2.65%	9	1.59%	1	0.18%	37	6.53%	49	8.64%	2	0.35%
0045511	0	0.00%	1	0.98%	3	2.94%	3	2.94%	10	9.80%	1	0.98%	0	0.00%
0045548	0	0.00%	11	4.53%	10	4.12%	0	0.00%	25	10.29%	5	2.06%	0	0.00%
0045624	0	0.00%	24	7.02%	0	0.00%	0	0.00%	12	3.51%	21	6.14%	0	0.00%
0045670	0	0.00%	17	3.82%	8	1.80%	0	0.00%	32	7.19%	18	4.04%	0	0.00%
0045701	0	0.00%	19	4.77%	0	0.00%	2	0.50%	32	8.04%	34	8.54%	0	0.00%
0045736	0	0.00%	14	6.11%	6	2.62%	0	0.00%	12	5.24%	18	7.86%	0	0.00%
0045774	0	0.00%	0	0.00%	0	0.00%	0	0.00%	0	0.00%	0	0.00%	0	0.00%
0045847	0	0.00%	9	4.64%	5	2.58%	0	0.00%	8	4.12%	4	2.06%	1	0.52%
0045908	1	0.35%	15	5.28%	2	0.70%	0	0.00%	5	1.76%	12	4.23%	1	0.35%
0045931	1	0.35%	12	4.18%	7	2.44%	0	0.00%	3	1.05%	17	5.92%	1	0.35%
0045997	1	0.26%	46	11.95%	6	1.56%	1	0.26%	7	1.82%	18	4.68%	7	1.82%
0046014	2	0.37%	26	4.81%	10	1.85%	1	0.18%	54	9.98%	54	9.98%	0	0.00%
0046098	1	0.16%	40	6.27%	1	0.16%	2	0.31%	51	7.99%	67	10.50%	0	0.00%
0046289	0	0.00%	12	2.40%	3	0.60%	0	0.00%	28	5.59%	40	7.98%	0	0.00%
0046307	0	0.00%	32	5.65%	4	0.71%	0	0.00%	32	5.65%	50	8.83%	1	0.18%
0046445	1	0.19%	18	3.41%	7	1.33%	1	0.19%	37	7.01%	35	6.63%	0	0.00%
0046618	0	0.00%	22	5.37%	2	0.49%	0	0.00%	33	8.05%	36	8.78%	2	0.49%
0046682	1	0.33%	14	4.56%	2	0.65%	2	0.65%	23	7.49%	31	10.10%	0	0.00%
0046727	0	0.00%	16	6.43%	1	0.40%	1	0.40%	9	3.61%	8	3.21%	0	0.00%
0046828	0	0.00%	18	4.35%	2	0.48%	1	0.24%	7	1.69%	21	5.07%	1	0.24%
0047018	0	0.00%	19	4.71%	5	1.24%	0	0.00%	8	1.99%	41	10.17%	0	0.00%
0047051	1	0.20%	26	5.32%	5	1.02%	0	0.00%	18	3.68%	65	13.29%	0	0.00%
0047116	1	0.15%	43	6.42%	11	1.64%	0	0.00%	14	2.09%	126	18.81%	0	0.00%
0047154	0	0.00%	39	7.37%	5	0.95%	1	0.19%	6	1.13%	54	10.21%	2	0.38%
0047187	0	0.00%	17	2.88%	5	0.85%	1	0.17%	18	3.05%	88	14.89%	6	1.02%
0047199	0	0.00%	12	3.06%	7	1.79%	1	0.26%	21	5.36%	42	10.71%	1	0.26%

Precinct	ROBERT C. NEWMAN II (REP)		DENNIS RICHTER (NPP)		BRANDON M. ROSS (DEM)		SAM L. GALLUCCI (REP)		TED GAINES (REP)		CAITLYN JENNER (REP)		LEO S. ZACKY (REP)	
0045029	0	0.00%	0	0.00%	26	7.47%	0	0.00%	1	0.29%	1	0.29%	0	0.00%
0045140	0	0.00%	3	0.75%	36	9.05%	0	0.00%	1	0.25%	3	0.75%	0	0.00%
0045241	4	1.04%	1	0.26%	20	5.21%	0	0.00%	6	1.56%	2	0.52%	0	0.00%
0045314	2	0.60%	3	0.91%	13	3.93%	4	1.21%	2	0.60%	4	1.21%	0	0.00%
0045418	0	0.00%	4	1.24%	18	5.57%	0	0.00%	1	0.31%	5	1.55%	0	0.00%
0045427	0	0.00%	0	0.00%	15	10.49%	0	0.00%	1	0.70%	0	0.00%	0	0.00%
0045482	1	0.18%	1	0.18%	40	7.05%	3	0.53%	3	0.53%	5	0.88%	0	0.00%
0045511	1	0.98%	0	0.00%	11	10.78%	0	0.00%	0	0.00%	1	0.98%	0	0.00%
0045548	0	0.00%	0	0.00%	12	4.94%	0	0.00%	2	0.82%	3	1.23%	2	0.82%
0045624	0	0.00%	1	0.29%	28	8.19%	2	0.58%	3	0.88%	1	0.29%	0	0.00%
0045670	2	0.45%	0	0.00%	27	6.07%	2	0.45%	5	1.12%	5	1.12%	2	0.45%
0045701	1	0.25%	0	0.00%	27	6.78%	1	0.25%	6	1.51%	10	2.51%	0	0.00%
0045736	1	0.44%	0	0.00%	17	7.42%	3	1.31%	2	0.87%	4	1.75%	1	0.44%
0045774	0	0.00%	0	0.00%	0	0.00%	0	0.00%	0	0.00%	0	0.00%	0	0.00%
0045847	1	0.52%	1	0.52%	20	10.31%	1	0.52%	0	0.00%	2	1.03%	0	0.00%
0045908	1	0.35%	0	0.00%	23	8.10%	0	0.00%	3	1.06%	4	1.41%	0	0.00%
0045931	0	0.00%	0	0.00%	23	8.01%	1	0.35%	3	1.05%	1	0.35%	1	0.35%
0045997	7	1.82%	0	0.00%	29	7.53%	1	0.26%	7	1.82%	6	1.56%	0	0.00%
0046014	4	0.74%	3	0.55%	42	7.76%	0	0.00%	3	0.55%	9	1.66%	0	0.00%
0046098	1	0.16%	1	0.16%	40	6.27%	0	0.00%	5	0.78%	4	0.63%	0	0.00%
0046289	1	0.20%	3	0.60%	23	4.59%	3	0.60%	7	1.40%	5	1.00%	0	0.00%
0046307	0	0.00%	2	0.35%	37	6.54%	1	0.18%	8	1.41%	9	1.59%	0	0.00%
0046445	0	0.00%	0	0.00%	26	4.92%	1	0.19%	5	0.95%	4	0.76%	0	0.00%
0046618	3	0.73%	0	0.00%	12	2.93%	2	0.49%	10	2.44%	7	1.71%	1	0.24%
0046682	2	0.65%	0	0.00%	17	5.54%	0	0.00%	3	0.98%	4	1.30%	0	0.00%
0046727	0	0.00%	2	0.80%	19	7.63%	1	0.40%	8	3.21%	5	2.01%	0	0.00%
0046828	0	0.00%	0	0.00%	38	9.18%	0	0.00%	5	1.21%	6	1.45%	0	0.00%
0047018	1	0.25%	0	0.00%	36	8.93%	0	0.00%	5	1.24%	5	1.24%	0	0.00%
0047051	0	0.00%	3	0.61%	29	5.93%	0	0.00%	3	0.61%	3	0.61%	0	0.00%
0047116	0	0.00%	0	0.00%	39	5.82%	0	0.00%	12	1.79%	1	0.15%	1	0.15%
0047154	1	0.19%	0	0.00%	31	5.86%	0	0.00%	15	2.84%	4	0.76%	1	0.19%
0047187	1	0.17%	3	0.51%	48	8.12%	0	0.00%	12	2.03%	6	1.02%	0	0.00%
0047199	2	0.51%	0	0.00%	38	9.69%	0	0.00%	8	2.04%	4	1.02%	0	0.00%

Precinct	JENNY RAE LE ROUX (REP)		DAVID LOZANO (REP)		STEVE CHAVEZ LODGE (REP)		MICHAEL LOEBBS (NPP)		DENIS LUCEY (NPP)		DIEGO MARTINEZ (REP)		JEREMIAH "JEREMY" MARCINIAK (NPP)	
0045029	0	0.00%	0	0.00%	1	0.29%	2	0.57%	0	0.00%	0	0.00%	1	0.29%
0045140	0	0.00%	1	0.25%	0	0.00%	0	0.00%	0	0.00%	0	0.00%	0	0.00%
0045241	0	0.00%	2	0.52%	1	0.26%	2	0.52%	0	0.00%	6	1.56%	0	0.00%
0045314	0	0.00%	2	0.60%	0	0.00%	1	0.30%	0	0.00%	2	0.60%	1	0.30%
0045418	0	0.00%	0	0.00%	0	0.00%	5	1.55%	0	0.00%	1	0.31%	1	0.31%
0045427	2	1.40%	0	0.00%	3	2.10%	5	3.50%	2	1.40%	2	1.40%	0	0.00%
0045482	0	0.00%	2	0.35%	0	0.00%	2	0.35%	1	0.18%	1	0.18%	1	0.18%
0045511	0	0.00%	0	0.00%	0	0.00%	1	0.98%	0	0.00%	0	0.00%	0	0.00%
0045548	5	2.06%	1	0.41%	0	0.00%	5	2.06%	0	0.00%	3	1.23%	0	0.00%
0045624	1	0.29%	0	0.00%	0	0.00%	1	0.29%	0	0.00%	1	0.29%	0	0.00%
0045670	0	0.00%	0	0.00%	3	0.67%	1	0.22%	0	0.00%	1	0.22%	0	0.00%
0045701	1	0.25%	1	0.25%	0	0.00%	2	0.50%	0	0.00%	1	0.25%	0	0.00%
0045736	0	0.00%	2	0.87%	2	0.87%	2	0.87%	0	0.00%	0	0.00%	4	1.75%
0045774	0	0.00%	0	0.00%	0	0.00%	0	0.00%	0	0.00%	0	0.00%	0	0.00%
0045847	0	0.00%	1	0.52%	0	0.00%	6	3.09%	0	0.00%	0	0.00%	0	0.00%
0045908	0	0.00%	1	0.35%	0	0.00%	0	0.00%	0	0.00%	0	0.00%	0	0.00%
0045931	0	0.00%	0	0.00%	0	0.00%	1	0.35%	0	0.00%	0	0.00%	0	0.00%
0045997	1	0.26%	0	0.00%	2	0.52%	1	0.26%	1	0.26%	2	0.52%	1	0.26%
0046014	1	0.18%	0	0.00%	0	0.00%	6	1.11%	0	0.00%	0	0.00%	0	0.00%
0046098	1	0.16%	1	0.16%	2	0.31%	3	0.47%	0	0.00%	1	0.16%	0	0.00%
0046289	1	0.20%	1	0.20%	0	0.00%	0	0.00%	0	0.00%	0	0.00%	0	0.00%
0046307	0	0.00%	0	0.00%	2	0.35%	2	0.35%	1	0.18%	0	0.00%	1	0.18%
0046445	0	0.00%	0	0.00%	0	0.00%	2	0.38%	0	0.00%	1	0.19%	2	0.38%
0046618	0	0.00%	0	0.00%	0	0.00%	5	1.22%	1	0.24%	2	0.49%	0	0.00%
0046682	0	0.00%	0	0.00%	1	0.33%	3	0.98%	2	0.65%	1	0.33%	1	0.33%
0046727	4	1.61%	0	0.00%	0	0.00%	6	2.41%	0	0.00%	0	0.00%	0	0.00%
0046828	1	0.24%	7	1.69%	1	0.24%	1	0.24%	0	0.00%	1	0.24%	0	0.00%
0047018	0	0.00%	0	0.00%	1	0.25%	2	0.50%	0	0.00%	0	0.00%	0	0.00%
0047051	0	0.00%	3	0.61%	0	0.00%	3	0.61%	0	0.00%	0	0.00%	0	0.00%
0047116	0	0.00%	0	0.00%	0	0.00%	0	0.00%	0	0.00%	0	0.00%	0	0.00%
0047154	0	0.00%	0	0.00%	2	0.38%	3	0.57%	2	0.38%	2	0.38%	0	0.00%
0047187	2	0.34%	0	0.00%	1	0.17%	3	0.51%	0	0.00%	0	0.00%	0	0.00%
0047199	1	0.26%	2	0.51%	0	0.00%	3	0.77%	0	0.00%	1	0.26%	0	0.00%

Precinct	DANIEL MERCURI (REP)		JACQUELINE MCGOWAN (DEM)		DAVID MOORE (NPP)		DAVID ALEXANDER BRAMANTE (REP)		HOLLY L. BAABE (DEM)		ANGELYNE (NPP)		JAMES G. HANINK (NPP)	
0045029	1	0.29%	30	8.62%	1	0.29%	0	0.00%	6	1.72%	5	1.44%	1	0.29%
0045140	0	0.00%	18	4.52%	7	1.76%	1	0.25%	3	0.75%	4	1.01%	2	0.50%
0045241	0	0.00%	23	5.99%	3	0.78%	1	0.26%	9	2.34%	2	0.52%	0	0.00%
0045314	0	0.00%	19	5.74%	3	0.91%	1	0.30%	1	0.30%	1	0.30%	0	0.00%
0045418	0	0.00%	12	3.72%	0	0.00%	0	0.00%	10	3.10%	0	0.00%	0	0.00%
0045427	0	0.00%	11	7.69%	0	0.00%	0	0.00%	0	0.00%	0	0.00%	0	0.00%
0045482	1	0.18%	32	5.64%	11	1.94%	1	0.18%	5	0.88%	7	1.23%	2	0.35%
0045511	0	0.00%	7	6.86%	0	0.00%	1	0.98%	1	0.98%	0	0.00%	0	0.00%
0045548	0	0.00%	9	3.70%	2	0.82%	0	0.00%	3	1.23%	0	0.00%	0	0.00%
0045624	0	0.00%	18	5.26%	1	0.29%	1	0.29%	1	0.29%	1	0.29%	0	0.00%
0045670	0	0.00%	28	6.29%	1	0.22%	0	0.00%	8	1.80%	0	0.00%	1	0.22%
0045701	1	0.25%	16	4.02%	0	0.00%	0	0.00%	8	2.01%	3	0.75%	0	0.00%
0045736	0	0.00%	8	3.49%	2	0.87%	1	0.44%	2	0.87%	0	0.00%	1	0.44%
0045774	0	0.00%	0	0.00%	0	0.00%	0	0.00%	5	100.00%	0	0.00%	0	0.00%
0045847	0	0.00%	7	3.61%	0	0.00%	0	0.00%	2	1.03%	0	0.00%	2	1.03%
0045908	0	0.00%	13	4.58%	1	0.35%	0	0.00%	2	0.70%	3	1.06%	1	0.35%
0045931	0	0.00%	16	5.57%	2	0.70%	0	0.00%	7	2.44%	0	0.00%	0	0.00%
0045997	0	0.00%	39	10.13%	3	0.78%	0	0.00%	3	0.78%	0	0.00%	0	0.00%
0046014	0	0.00%	21	3.88%	3	0.55%	0	0.00%	4	0.74%	2	0.37%	0	0.00%
0046098	1	0.16%	23	3.61%	8	1.25%	1	0.16%	10	1.57%	8	1.25%	0	0.00%
0046289	0	0.00%	20	3.99%	5	1.00%	1	0.20%	4	0.80%	6	1.20%	0	0.00%
0046307	0	0.00%	23	4.06%	2	0.35%	2	0.35%	9	1.59%	8	1.41%	0	0.00%
0046445	0	0.00%	22	4.17%	5	0.95%	0	0.00%	8	1.52%	3	0.57%	0	0.00%
0046618	0	0.00%	17	4.15%	1	0.24%	1	0.24%	5	1.22%	0	0.00%	2	0.49%
0046682	1	0.33%	9	2.93%	2	0.65%	0	0.00%	6	1.95%	3	0.98%	0	0.00%
0046727	0	0.00%	10	4.02%	0	0.00%	1	0.40%	3	1.20%	0	0.00%	0	0.00%
0046828	1	0.24%	15	3.62%	6	1.45%	6	1.45%	4	0.97%	1	0.24%	0	0.00%
0047018	0	0.00%	31	7.69%	1	0.25%	1	0.25%	4	0.99%	3	0.74%	0	0.00%
0047051	0	0.00%	31	6.34%	3	0.61%	0	0.00%	7	1.43%	3	0.61%	0	0.00%
0047116	0	0.00%	20	2.99%	4	0.60%	0	0.00%	3	0.45%	0	0.00%	0	0.00%
0047154	0	0.00%	15	2.84%	6	1.13%	0	0.00%	3	0.57%	2	0.38%	2	0.38%
0047187	0	0.00%	30	5.08%	2	0.34%	0	0.00%	4	0.68%	2	0.34%	0	0.00%
0047199	0	0.00%	13	3.32%	2	0.51%	0	0.00%	2	0.51%	3	0.77%	1	0.26%

Precinct	DAVID HILLBERG (REP)		JEFF HEWITT (LIB)		JOHN R. DRAKE (DEM)		LARRY A. ELDER (REP)		KEVIN PAFFRATH (DEM)		ADAM PAPAGAN (NPP)		ARMANDO "MANDO" PEREZ- SERRATO (DEM)	
0045029	0	0.00%	3	0.86%	4	1.15%	75	21.55%	64	18.39%	2	0.57%	3	0.86%
0045140	0	0.00%	2	0.50%	5	1.26%	100	25.13%	57	14.32%	4	1.01%	3	0.75%
0045241	0	0.00%	1	0.26%	3	0.78%	112	29.17%	51	13.28%	3	0.78%	5	1.30%
0045314	0	0.00%	1	0.30%	5	1.51%	102	30.82%	51	15.41%	0	0.00%	12	3.63%
0045418	0	0.00%	2	0.62%	3	0.93%	123	38.08%	24	7.43%	3	0.93%	9	2.79%
0045427	1	0.70%	0	0.00%	2	1.40%	54	37.76%	5	3.50%	0	0.00%	4	2.80%
0045482	1	0.18%	6	1.06%	7	1.23%	173	30.51%	75	13.23%	0	0.00%	15	2.65%
0045511	0	0.00%	0	0.00%	0	0.00%	46	45.10%	5	4.90%	0	0.00%	1	0.98%
0045548	1	0.41%	2	0.82%	2	0.82%	87	35.80%	17	7.00%	0	0.00%	6	2.47%
0045624	0	0.00%	1	0.29%	1	0.29%	135	39.47%	34	9.94%	0	0.00%	18	5.26%
0045670	0	0.00%	2	0.45%	3	0.67%	170	38.20%	39	8.76%	0	0.00%	23	5.17%
0045701	0	0.00%	2	0.50%	7	1.76%	133	33.42%	53	13.32%	0	0.00%	6	1.51%
0045736	0	0.00%	1	0.44%	1	0.44%	77	33.62%	19	8.30%	0	0.00%	2	0.87%
0045774	0	0.00%	0	0.00%	0	0.00%	0	0.00%	0	0.00%	0	0.00%	0	0.00%
0045847	0	0.00%	3	1.55%	3	1.55%	64	32.99%	19	9.79%	1	0.52%	7	3.61%
0045908	0	0.00%	3	1.06%	2	0.70%	103	36.27%	46	16.20%	0	0.00%	12	4.23%
0045931	2	0.70%	1	0.35%	5	1.74%	113	39.37%	28	9.76%	0	0.00%	4	1.39%
0045997	1	0.26%	4	1.04%	6	1.56%	107	27.79%	23	5.97%	2	0.52%	4	1.04%
0046014	0	0.00%	4	0.74%	4	0.74%	128	23.66%	91	16.82%	2	0.37%	2	0.37%
0046098	0	0.00%	2	0.31%	6	0.94%	175	27.43%	111	17.40%	1	0.16%	5	0.78%
0046289	0	0.00%	3	0.60%	4	0.80%	189	37.72%	69	13.77%	0	0.00%	12	2.40%
0046307	0	0.00%	10	1.77%	8	1.41%	175	30.92%	86	15.19%	0	0.00%	3	0.53%
0046445	0	0.00%	6	1.14%	7	1.33%	192	36.36%	64	12.12%	0	0.00%	16	3.03%
0046618	0	0.00%	1	0.24%	3	0.73%	129	31.46%	49	11.95%	1	0.24%	12	2.93%
0046682	0	0.00%	0	0.00%	3	0.98%	97	31.60%	30	9.77%	0	0.00%	4	1.30%
0046727	0	0.00%	1	0.40%	2	0.80%	99	39.76%	27	10.84%	0	0.00%	2	0.80%
0046828	0	0.00%	2	0.48%	7	1.69%	173	41.79%	44	10.63%	0	0.00%	4	0.97%
0047018	0	0.00%	1	0.25%	5	1.24%	149	36.97%	51	12.66%	0	0.00%	2	0.50%
0047051	0	0.00%	4	0.82%	4	0.82%	170	34.76%	67	13.70%	0	0.00%	3	0.61%
0047116	0	0.00%	3	0.45%	2	0.30%	229	34.18%	95	14.18%	1	0.15%	0	0.00%
0047154	0	0.00%	8	1.51%	1	0.19%	195	36.86%	66	12.48%	0	0.00%	0	0.00%
0047187	0	0.00%	4	0.68%	4	0.68%	235	39.76%	54	9.14%	0	0.00%	5	0.85%
0047199	0	0.00%	4	1.02%	2	0.51%	135	34.44%	43	10.97%	0	0.00%	1	0.26%

Precinct	JOHN COX (REP)		HEATHER COLLINS (G-P)		DANIEL WATTS (DEM)		NICKOLAS WILDSTAR (REP)		SARAH STEPHENS (REP)		DENVER STONER (REP)		JOE M. SYMMON (REP)	
0045029	5	1.44%	7	2.01%	16	4.60%	0	0.00%	0	0.00%	0	0.00%	0	0.00%
0045140	10	2.51%	11	2.76%	13	3.27%	1	0.25%	0	0.00%	0	0.00%	0	0.00%
0045241	22	5.73%	7	1.82%	8	2.08%	0	0.00%	0	0.00%	0	0.00%	0	0.00%
0045314	8	2.42%	7	2.11%	11	3.32%	0	0.00%	0	0.00%	4	1.21%	0	0.00%
0045418	13	4.02%	4	1.24%	8	2.48%	0	0.00%	2	0.62%	0	0.00%	0	0.00%
0045427	3	2.10%	1	0.70%	2	1.40%	0	0.00%	1	0.70%	0	0.00%	0	0.00%
0045482	17	3.00%	11	1.94%	12	2.12%	0	0.00%	0	0.00%	0	0.00%	0	0.00%
0045511	1	0.98%	1	0.98%	4	3.92%	0	0.00%	0	0.00%	0	0.00%	0	0.00%
0045548	14	5.76%	2	0.82%	5	2.06%	0	0.00%	0	0.00%	1	0.41%	0	0.00%
0045624	19	5.56%	1	0.29%	7	2.05%	0	0.00%	1	0.29%	1	0.29%	0	0.00%
0045670	15	3.37%	2	0.45%	18	4.04%	0	0.00%	0	0.00%	2	0.45%	0	0.00%
0045701	17	4.27%	5	1.26%	2	0.50%	0	0.00%	2	0.50%	0	0.00%	0	0.00%
0045736	15	6.55%	0	0.00%	5	2.18%	0	0.00%	1	0.44%	3	1.31%	0	0.00%
0045774	0	0.00%	0	0.00%	0	0.00%	0	0.00%	0	0.00%	0	0.00%	0	0.00%
0045847	14	7.22%	2	1.03%	7	3.61%	0	0.00%	0	0.00%	0	0.00%	0	0.00%
0045908	16	5.63%	1	0.35%	6	2.11%	0	0.00%	0	0.00%	0	0.00%	0	0.00%
0045931	9	3.14%	2	0.70%	7	2.44%	0	0.00%	7	2.44%	1	0.35%	0	0.00%
0045997	28	7.27%	2	0.52%	12	3.12%	0	0.00%	1	0.26%	1	0.26%	0	0.00%
0046014	11	2.03%	13	2.40%	14	2.59%	0	0.00%	0	0.00%	1	0.18%	0	0.00%
0046098	23	3.61%	14	2.19%	19	2.98%	0	0.00%	0	0.00%	1	0.16%	0	0.00%
0046289	23	4.59%	8	1.60%	20	3.99%	0	0.00%	0	0.00%	1	0.20%	0	0.00%
0046307	22	3.89%	7	1.24%	15	2.65%	0	0.00%	0	0.00%	1	0.18%	0	0.00%
0046445	25	4.73%	4	0.76%	16	3.03%	0	0.00%	0	0.00%	1	0.19%	2	0.38%
0046618	24	5.85%	2	0.49%	10	2.44%	0	0.00%	0	0.00%	2	0.49%	0	0.00%
0046682	14	4.56%	2	0.65%	22	7.17%	0	0.00%	0	0.00%	1	0.33%	0	0.00%
0046727	3	1.20%	1	0.40%	16	6.43%	0	0.00%	0	0.00%	0	0.00%	0	0.00%
0046828	17	4.11%	0	0.00%	14	3.38%	0	0.00%	1	0.24%	2	0.48%	0	0.00%
0047018	13	3.23%	3	0.74%	8	1.99%	0	0.00%	0	0.00%	0	0.00%	0	0.00%
0047051	15	3.07%	3	0.61%	5	1.02%	0	0.00%	1	0.20%	0	0.00%	0	0.00%
0047116	27	4.03%	1	0.15%	11	1.64%	0	0.00%	0	0.00%	0	0.00%	0	0.00%
0047154	29	5.48%	4	0.76%	16	3.02%	0	0.00%	0	0.00%	0	0.00%	0	0.00%
0047187	21	3.55%	3	0.51%	2	0.34%	0	0.00%	1	0.17%	0	0.00%	0	0.00%
0047199	19	4.85%	4	1.02%	6	1.53%	0	0.00%	2	0.51%	0	0.00%	0	0.00%

Precinct	MAJOR SINGH (NPP)		DOUG OSE (REP)		Write-in		Total Votes	ROXANNE Qualified Write In		STACY SMITH Qualified Write In		MAJOR WILLIAMS Qualified Write In	
0045029	1	0.29%	3	0.86%	0	0.00%	348	0	0.00%	0	0.00%	0	0.00%
0045140	2	0.50%	4	1.01%	1	0.25%	398	0	0.00%	0	0.00%	1	0.25%
0045241	0	0.00%	1	0.26%	0	0.00%	384	0	0.00%	0	0.00%	0	0.00%
0045314	1	0.30%	0	0.00%	0	0.00%	331	0	0.00%	0	0.00%	0	0.00%
0045418	0	0.00%	4	1.24%	0	0.00%	323	0	0.00%	0	0.00%	0	0.00%
0045427	0	0.00%	0	0.00%	0	0.00%	143	0	0.00%	0	0.00%	0	0.00%
0045482	1	0.18%	6	1.06%	1	0.18%	567	0	0.00%	0	0.00%	1	0.18%
0045511	0	0.00%	2	1.96%	0	0.00%	102	0	0.00%	0	0.00%	0	0.00%
0045548	2	0.82%	2	0.82%	0	0.00%	243	0	0.00%	0	0.00%	0	0.00%
0045624	0	0.00%	4	1.17%	1	0.29%	342	0	0.00%	0	0.00%	1	0.29%
0045670	1	0.22%	6	1.35%	0	0.00%	445	0	0.00%	0	0.00%	0	0.00%
0045701	0	0.00%	5	1.26%	0	0.00%	398	0	0.00%	0	0.00%	0	0.00%
0045736	1	0.44%	2	0.87%	0	0.00%	229	0	0.00%	0	0.00%	0	0.00%
0045774	0	0.00%	0	0.00%	0	0.00%	5	0	0.00%	0	0.00%	0	0.00%
0045847	0	0.00%	3	1.55%	0	0.00%	194	0	0.00%	0	0.00%	0	0.00%
0045908	3	1.06%	3	1.06%	0	0.00%	284	0	0.00%	0	0.00%	0	0.00%
0045931	0	0.00%	7	2.44%	0	0.00%	287	0	0.00%	0	0.00%	0	0.00%
0045997	2	0.52%	1	0.26%	0	0.00%	385	0	0.00%	0	0.00%	0	0.00%
0046014	2	0.37%	11	2.03%	1	0.18%	541	0	0.00%	0	0.00%	1	0.18%
0046098	0	0.00%	3	0.47%	1	0.16%	638	0	0.00%	0	0.00%	1	0.16%
0046289	0	0.00%	2	0.40%	1	0.20%	501	0	0.00%	0	0.00%	1	0.20%
0046307	3	0.53%	2	0.35%	0	0.00%	566	0	0.00%	0	0.00%	0	0.00%
0046445	2	0.38%	7	1.33%	2	0.38%	528	0	0.00%	0	0.00%	2	0.38%
0046618	5	1.22%	5	1.22%	0	0.00%	410	0	0.00%	0	0.00%	0	0.00%
0046682	0	0.00%	5	1.63%	0	0.00%	307	0	0.00%	0	0.00%	0	0.00%
0046727	1	0.40%	2	0.80%	0	0.00%	249	0	0.00%	0	0.00%	0	0.00%
0046828	1	0.24%	4	0.97%	0	0.00%	414	0	0.00%	0	0.00%	0	0.00%
0047018	2	0.50%	2	0.50%	1	0.25%	403	0	0.00%	0	0.00%	1	0.25%
0047051	0	0.00%	7	1.43%	0	0.00%	489	0	0.00%	0	0.00%	0	0.00%
0047116	1	0.15%	13	1.94%	0	0.00%	670	0	0.00%	0	0.00%	0	0.00%
0047154	1	0.19%	9	1.70%	0	0.00%	529	0	0.00%	0	0.00%	0	0.00%
0047187	2	0.34%	8	1.35%	2	0.34%	591	0	0.00%	0	0.00%	2	0.34%
0047199	0	0.00%	7	1.79%	0	0.00%	392	0	0.00%	0	0.00%	0	0.00%

Precinct	THUY E. HUGENS Qualified Write In		MIKI HABRYN Qualified Write In		VINCE LUNDGREN Qualified Write In		VIVEK B. MOHAN Qualified Write In	
0045029	0	0.00%	0	0.00%	0	0.00%	0	0.00%
0045140	0	0.00%	0	0.00%	0	0.00%	0	0.00%
0045241	0	0.00%	0	0.00%	0	0.00%	0	0.00%
0045314	0	0.00%	0	0.00%	0	0.00%	0	0.00%
0045418	0	0.00%	0	0.00%	0	0.00%	0	0.00%
0045427	0	0.00%	0	0.00%	0	0.00%	0	0.00%
0045482	0	0.00%	0	0.00%	0	0.00%	0	0.00%
0045511	0	0.00%	0	0.00%	0	0.00%	0	0.00%
0045548	0	0.00%	0	0.00%	0	0.00%	0	0.00%
0045624	0	0.00%	0	0.00%	0	0.00%	0	0.00%
0045670	0	0.00%	0	0.00%	0	0.00%	0	0.00%
0045701	0	0.00%	0	0.00%	0	0.00%	0	0.00%
0045736	0	0.00%	0	0.00%	0	0.00%	0	0.00%
0045774	0	0.00%	0	0.00%	0	0.00%	0	0.00%
0045847	0	0.00%	0	0.00%	0	0.00%	0	0.00%
0045908	0	0.00%	0	0.00%	0	0.00%	0	0.00%
0045931	0	0.00%	0	0.00%	0	0.00%	0	0.00%
0045997	0	0.00%	0	0.00%	0	0.00%	0	0.00%
0046014	0	0.00%	0	0.00%	0	0.00%	0	0.00%
0046098	0	0.00%	0	0.00%	0	0.00%	0	0.00%
0046289	0	0.00%	0	0.00%	0	0.00%	0	0.00%
0046307	0	0.00%	0	0.00%	0	0.00%	0	0.00%
0046445	0	0.00%	0	0.00%	0	0.00%	0	0.00%
0046618	0	0.00%	0	0.00%	0	0.00%	0	0.00%
0046682	0	0.00%	0	0.00%	0	0.00%	0	0.00%
0046727	0	0.00%	0	0.00%	0	0.00%	0	0.00%
0046828	0	0.00%	0	0.00%	0	0.00%	0	0.00%
0047018	0	0.00%	0	0.00%	0	0.00%	0	0.00%
0047051	0	0.00%	0	0.00%	0	0.00%	0	0.00%
0047116	0	0.00%	0	0.00%	0	0.00%	0	0.00%
0047154	0	0.00%	0	0.00%	0	0.00%	0	0.00%
0047187	0	0.00%	0	0.00%	0	0.00%	0	0.00%
0047199	0	0.00%	0	0.00%	0	0.00%	0	0.00%

Precinct	Times Cast	Registered Voters	Undervotes	Overvotes
0047249	1,169	1,555	644	4
0047348	1,098	1,449	597	1
0047370	1,319	1,735	694	2
0047411	1,160	1,525	641	2
0047515	1,199	1,664	682	2
0047530	934	1,519	530	4
0047563	1,138	1,649	608	3
0047619	1,133	1,544	594	3
0047628	859	1,177	474	0
0047724	1,152	1,465	615	0
0047760	1,163	1,476	617	2
0047833	1,124	1,486	579	0
0047868	1,086	1,371	616	1
0047921	1,285	1,809	680	6
0048115	973	1,710	521	3
0048122	1,093	1,909	661	6
0048243	849	1,854	508	12
0048305	797	1,454	469	6
0048320	628	1,261	364	1
0048396	867	1,723	543	10
0048447	709	1,606	437	5
0048475	653	1,570	409	1
0048524	570	1,312	335	5
0048579	616	1,634	393	6
0048602	571	1,359	352	5
0048637	616	1,460	363	6
0048689	0	0	0	0
0048703	708	1,707	398	6
0048728	704	1,437	423	7
0048906	935	1,943	543	5
0048930	740	1,429	425	5
0049006	702	1,277	377	2
0049052	675	1,302	359	1

Precinct	DAN KAPELOVITZ (G-P)		KEVIN K. KAUL (NPP)	
0047249	2	0.38%	0	0.00%
0047348	4	0.80%	1	0.20%
0047370	7	1.12%	0	0.00%
0047411	4	0.77%	0	0.00%
0047515	5	0.97%	0	0.00%
0047530	7	1.75%	1	0.25%
0047563	5	0.95%	0	0.00%
0047619	7	1.31%	0	0.00%
0047628	1	0.26%	2	0.52%
0047724	5	0.93%	0	0.00%
0047760	1	0.18%	1	0.18%
0047833	7	1.28%	0	0.00%
0047868	10	2.13%	1	0.21%
0047921	2	0.33%	0	0.00%
0048115	0	0.00%	0	0.00%
0048122	3	0.70%	1	0.23%
0048243	3	0.91%	0	0.00%
0048305	1	0.31%	1	0.31%
0048320	2	0.76%	0	0.00%
0048396	2	0.64%	1	0.32%
0048447	1	0.37%	0	0.00%
0048475	3	1.23%	2	0.82%
0048524	0	0.00%	0	0.00%
0048579	0	0.00%	0	0.00%
0048602	0	0.00%	0	0.00%
0048637	1	0.40%	1	0.40%
0048689	0		0	
0048703	3	0.99%	0	0.00%
0048728	1	0.36%	0	0.00%
0048906	1	0.26%	0	0.00%
0048930	1	0.32%	0	0.00%
0049006	2	0.62%	1	0.31%
0049052	1	0.32%	0	0.00%

Precinct	CHAUNCEY "SLIM" KILLENS (REP)		KEVIN KILEY (REP)		PATRICK KILPATRICK (DEM)		ANTHONY TRIMINO (REP)		JOEL VENTRESCA (DEM)		KEVIN L. FAULCONER (REP)		RHONDA FURIN (REP)	
0047249	0	0.00%	32	6.14%	5	0.96%	0	0.00%	12	2.30%	56	10.75%	0	0.00%
0047348	0	0.00%	19	3.80%	7	1.40%	0	0.00%	15	3.00%	61	12.20%	2	0.40%
0047370	0	0.00%	26	4.17%	7	1.12%	2	0.32%	19	3.05%	64	10.27%	2	0.32%
0047411	0	0.00%	19	3.68%	6	1.16%	0	0.00%	14	2.71%	82	15.86%	1	0.19%
0047515	2	0.39%	25	4.85%	9	1.75%	0	0.00%	8	1.55%	64	12.43%	0	0.00%
0047530	1	0.25%	16	4.00%	3	0.75%	3	0.75%	9	2.25%	38	9.50%	1	0.25%
0047563	0	0.00%	26	4.93%	2	0.38%	2	0.38%	22	4.17%	66	12.52%	1	0.19%
0047619	0	0.00%	24	4.48%	4	0.75%	0	0.00%	13	2.43%	78	14.55%	1	0.19%
0047628	0	0.00%	33	8.57%	5	1.30%	0	0.00%	16	4.16%	35	9.09%	0	0.00%
0047724	1	0.19%	23	4.28%	0	0.00%	0	0.00%	12	2.23%	72	13.41%	0	0.00%
0047760	0	0.00%	25	4.60%	3	0.55%	0	0.00%	5	0.92%	81	14.89%	0	0.00%
0047833	0	0.00%	22	4.04%	7	1.28%	2	0.37%	20	3.67%	90	16.51%	0	0.00%
0047868	0	0.00%	28	5.97%	3	0.64%	1	0.21%	16	3.41%	71	15.14%	0	0.00%
0047921	0	0.00%	30	5.01%	5	0.83%	0	0.00%	15	2.50%	78	13.02%	2	0.33%
0048115	2	0.45%	15	3.34%	2	0.45%	3	0.67%	9	2.00%	30	6.68%	2	0.45%
0048122	1	0.23%	20	4.69%	5	1.17%	2	0.47%	22	5.16%	32	7.51%	2	0.47%
0048243	0	0.00%	19	5.78%	5	1.52%	1	0.30%	5	1.52%	5	1.52%	3	0.91%
0048305	2	0.62%	15	4.66%	1	0.31%	3	0.93%	6	1.86%	18	5.59%	0	0.00%
0048320	0	0.00%	7	2.66%	2	0.76%	0	0.00%	2	0.76%	7	2.66%	1	0.38%
0048396	0	0.00%	8	2.55%	10	3.18%	0	0.00%	6	1.91%	14	4.46%	0	0.00%
0048447	1	0.37%	10	3.75%	3	1.12%	1	0.37%	2	0.75%	9	3.37%	1	0.37%
0048475	0	0.00%	7	2.88%	4	1.65%	0	0.00%	8	3.29%	11	4.53%	1	0.41%
0048524	0	0.00%	10	4.35%	4	1.74%	0	0.00%	7	3.04%	11	4.78%	0	0.00%
0048579	0	0.00%	9	4.15%	1	0.46%	2	0.92%	6	2.76%	7	3.23%	1	0.46%
0048602	0	0.00%	8	3.74%	6	2.80%	0	0.00%	1	0.47%	8	3.74%	0	0.00%
0048637	0	0.00%	8	3.24%	3	1.21%	6	2.43%	9	3.64%	10	4.05%	0	0.00%
0048689	0		0		0		0		0		0		0	
0048703	0	0.00%	10	3.29%	4	1.32%	1	0.33%	3	0.99%	9	2.96%	2	0.66%
0048728	0	0.00%	8	2.92%	3	1.09%	2	0.73%	3	1.09%	17	6.20%	2	0.73%
0048906	0	0.00%	17	4.39%	3	0.78%	1	0.26%	2	0.52%	27	6.98%	10	2.58%
0048930	1	0.32%	12	3.87%	12	3.87%	5	1.61%	5	1.61%	20	6.45%	1	0.32%
0049006	0	0.00%	8	2.48%	2	0.62%	0	0.00%	5	1.55%	21	6.50%	0	0.00%
0049052	1	0.32%	16	5.08%	15	4.76%	1	0.32%	4	1.27%	17	5.40%	0	0.00%

Precinct	ROBERT C. NEWMAN II (REP)		DENNIS RICHTER (NPP)		BRANDON M. ROSS (DEM)		SAM L. GALLUCCI (REP)		TED GAINES (REP)		CAITLYN JENNER (REP)		LEO S. ZACKY (REP)	
0047249	0	0.00%	0	0.00%	36	6.91%	0	0.00%	7	1.34%	7	1.34%	0	0.00%
0047348	2	0.40%	0	0.00%	44	8.80%	1	0.20%	7	1.40%	4	0.80%	0	0.00%
0047370	3	0.48%	0	0.00%	41	6.58%	1	0.16%	7	1.12%	11	1.77%	0	0.00%
0047411	2	0.39%	0	0.00%	56	10.83%	1	0.19%	5	0.97%	3	0.58%	0	0.00%
0047515	3	0.58%	1	0.19%	26	5.05%	0	0.00%	10	1.94%	5	0.97%	0	0.00%
0047530	3	0.75%	2	0.50%	33	8.25%	0	0.00%	4	1.00%	3	0.75%	0	0.00%
0047563	1	0.19%	1	0.19%	48	9.11%	0	0.00%	5	0.95%	7	1.33%	1	0.19%
0047619	0	0.00%	1	0.19%	30	5.60%	2	0.37%	4	0.75%	7	1.31%	0	0.00%
0047628	2	0.52%	0	0.00%	26	6.75%	0	0.00%	11	2.86%	6	1.56%	1	0.26%
0047724	1	0.19%	0	0.00%	50	9.31%	0	0.00%	13	2.42%	8	1.49%	0	0.00%
0047760	1	0.18%	0	0.00%	52	9.56%	0	0.00%	14	2.57%	9	1.65%	0	0.00%
0047833	0	0.00%	2	0.37%	35	6.42%	1	0.18%	4	0.73%	5	0.92%	0	0.00%
0047868	2	0.43%	1	0.21%	33	7.04%	0	0.00%	4	0.85%	5	1.07%	0	0.00%
0047921	0	0.00%	1	0.17%	46	7.68%	0	0.00%	12	2.00%	10	1.67%	0	0.00%
0048115	0	0.00%	0	0.00%	27	6.01%	3	0.67%	4	0.89%	6	1.34%	0	0.00%
0048122	6	1.41%	0	0.00%	33	7.75%	0	0.00%	7	1.64%	8	1.88%	0	0.00%
0048243	3	0.91%	1	0.30%	28	8.51%	3	0.91%	5	1.52%	5	1.52%	0	0.00%
0048305	2	0.62%	3	0.93%	30	9.32%	0	0.00%	4	1.24%	2	0.62%	0	0.00%
0048320	3	1.14%	1	0.38%	22	8.37%	0	0.00%	2	0.76%	1	0.38%	0	0.00%
0048396	5	1.59%	0	0.00%	25	7.96%	1	0.32%	2	0.64%	4	1.27%	0	0.00%
0048447	4	1.50%	0	0.00%	28	10.49%	0	0.00%	0	0.00%	3	1.12%	1	0.37%
0048475	0	0.00%	0	0.00%	31	12.76%	0	0.00%	4	1.65%	1	0.41%	1	0.41%
0048524	0	0.00%	0	0.00%	23	10.00%	0	0.00%	2	0.87%	11	4.78%	0	0.00%
0048579	1	0.46%	1	0.46%	21	9.68%	1	0.46%	2	0.92%	3	1.38%	0	0.00%
0048602	0	0.00%	0	0.00%	20	9.35%	0	0.00%	2	0.93%	2	0.93%	0	0.00%
0048637	1	0.40%	0	0.00%	31	12.55%	0	0.00%	0	0.00%	7	2.83%	0	0.00%
0048689	0		0		0		0		0		0		0	
0048703	4	1.32%	0	0.00%	22	7.24%	0	0.00%	3	0.99%	5	1.64%	0	0.00%
0048728	2	0.73%	0	0.00%	27	9.85%	0	0.00%	0	0.00%	2	0.73%	0	0.00%
0048906	1	0.26%	0	0.00%	29	7.49%	0	0.00%	2	0.52%	6	1.55%	0	0.00%
0048930	5	1.61%	0	0.00%	23	7.42%	1	0.32%	14	4.52%	0	0.00%	0	0.00%
0049006	2	0.62%	3	0.93%	24	7.43%	1	0.31%	7	2.17%	3	0.93%	0	0.00%
0049052	3	0.95%	0	0.00%	22	6.98%	4	1.27%	7	2.22%	1	0.32%	0	0.00%

Precinct	JENNY RAE LE ROUX (REP)		DAVID LOZANO (REP)		STEVE CHAVEZ LODGE (REP)		MICHAEL LOEBBS (NPP)		DENIS LUCEY (NPP)		DIEGO MARTINEZ (REP)		JEREMIAH "JEREMY" MARCINIAK (NPP)	
0047249	1	0.19%	0	0.00%	0	0.00%	9	1.73%	1	0.19%	0	0.00%	0	0.00%
0047348	0	0.00%	0	0.00%	2	0.40%	7	1.40%	1	0.20%	0	0.00%	0	0.00%
0047370	1	0.16%	1	0.16%	1	0.16%	2	0.32%	0	0.00%	0	0.00%	0	0.00%
0047411	1	0.19%	3	0.58%	4	0.77%	3	0.58%	0	0.00%	0	0.00%	0	0.00%
0047515	0	0.00%	0	0.00%	0	0.00%	4	0.78%	0	0.00%	0	0.00%	0	0.00%
0047530	1	0.25%	4	1.00%	0	0.00%	0	0.00%	0	0.00%	1	0.25%	0	0.00%
0047563	0	0.00%	0	0.00%	1	0.19%	7	1.33%	0	0.00%	0	0.00%	0	0.00%
0047619	2	0.37%	0	0.00%	0	0.00%	2	0.37%	1	0.19%	0	0.00%	0	0.00%
0047628	3	0.78%	0	0.00%	2	0.52%	1	0.26%	0	0.00%	0	0.00%	0	0.00%
0047724	2	0.37%	2	0.37%	1	0.19%	1	0.19%	0	0.00%	0	0.00%	0	0.00%
0047760	0	0.00%	2	0.37%	0	0.00%	0	0.00%	0	0.00%	1	0.18%	0	0.00%
0047833	1	0.18%	0	0.00%	1	0.18%	0	0.00%	1	0.18%	0	0.00%	0	0.00%
0047868	0	0.00%	1	0.21%	2	0.43%	3	0.64%	0	0.00%	0	0.00%	0	0.00%
0047921	3	0.50%	0	0.00%	3	0.50%	3	0.50%	0	0.00%	0	0.00%	0	0.00%
0048115	1	0.22%	1	0.22%	0	0.00%	1	0.22%	0	0.00%	0	0.00%	0	0.00%
0048122	1	0.23%	1	0.23%	0	0.00%	1	0.23%	1	0.23%	1	0.23%	0	0.00%
0048243	1	0.30%	2	0.61%	0	0.00%	4	1.22%	0	0.00%	2	0.61%	0	0.00%
0048305	5	1.55%	1	0.31%	2	0.62%	1	0.31%	0	0.00%	0	0.00%	0	0.00%
0048320	0	0.00%	0	0.00%	3	1.14%	0	0.00%	0	0.00%	3	1.14%	0	0.00%
0048396	3	0.96%	3	0.96%	2	0.64%	1	0.32%	2	0.64%	0	0.00%	0	0.00%
0048447	0	0.00%	3	1.12%	1	0.37%	1	0.37%	0	0.00%	1	0.37%	1	0.37%
0048475	0	0.00%	1	0.41%	1	0.41%	1	0.41%	0	0.00%	1	0.41%	0	0.00%
0048524	0	0.00%	0	0.00%	0	0.00%	0	0.00%	0	0.00%	1	0.43%	0	0.00%
0048579	0	0.00%	1	0.46%	3	1.38%	0	0.00%	0	0.00%	0	0.00%	0	0.00%
0048602	1	0.47%	0	0.00%	5	2.34%	0	0.00%	0	0.00%	0	0.00%	1	0.47%
0048637	0	0.00%	6	2.43%	2	0.81%	0	0.00%	0	0.00%	4	1.62%	0	0.00%
0048689	0		0		0		0		0		0		0	
0048703	0	0.00%	1	0.33%	1	0.33%	1	0.33%	0	0.00%	3	0.99%	0	0.00%
0048728	3	1.09%	2	0.73%	1	0.36%	2	0.73%	0	0.00%	1	0.36%	0	0.00%
0048906	0	0.00%	1	0.26%	0	0.00%	3	0.78%	2	0.52%	0	0.00%	1	0.26%
0048930	0	0.00%	1	0.32%	1	0.32%	1	0.32%	0	0.00%	0	0.00%	0	0.00%
0049006	1	0.31%	0	0.00%	0	0.00%	2	0.62%	2	0.62%	0	0.00%	0	0.00%
0049052	1	0.32%	1	0.32%	1	0.32%	2	0.63%	0	0.00%	2	0.63%	0	0.00%

Precinct	DANIEL MERCURI (REP)		JACQUELINE MCGOWAN (DEM)		DAVID MOORE (NPP)		DAVID ALEXANDER BRAMANTE (REP)		HOLLY L. BAABE (DEM)		ANGELYNE (NPP)		JAMES G. HANINK (NPP)	
0047249	0	0.00%	27	5.18%	2	0.38%	0	0.00%	7	1.34%	1	0.19%	0	0.00%
0047348	0	0.00%	14	2.80%	2	0.40%	0	0.00%	5	1.00%	5	1.00%	1	0.20%
0047370	0	0.00%	20	3.21%	6	0.96%	0	0.00%	9	1.44%	4	0.64%	0	0.00%
0047411	0	0.00%	15	2.90%	0	0.00%	0	0.00%	7	1.35%	3	0.58%	0	0.00%
0047515	0	0.00%	25	4.85%	0	0.00%	0	0.00%	7	1.36%	0	0.00%	1	0.19%
0047530	0	0.00%	15	3.75%	2	0.50%	1	0.25%	7	1.75%	3	0.75%	0	0.00%
0047563	0	0.00%	26	4.93%	1	0.19%	0	0.00%	7	1.33%	2	0.38%	0	0.00%
0047619	0	0.00%	25	4.66%	6	1.12%	0	0.00%	4	0.75%	2	0.37%	0	0.00%
0047628	0	0.00%	16	4.16%	3	0.78%	0	0.00%	1	0.26%	0	0.00%	0	0.00%
0047724	0	0.00%	14	2.61%	1	0.19%	0	0.00%	2	0.37%	1	0.19%	0	0.00%
0047760	0	0.00%	17	3.13%	1	0.18%	0	0.00%	6	1.10%	5	0.92%	0	0.00%
0047833	0	0.00%	22	4.04%	1	0.18%	0	0.00%	9	1.65%	3	0.55%	2	0.37%
0047868	3	0.64%	16	3.41%	0	0.00%	0	0.00%	6	1.28%	4	0.85%	0	0.00%
0047921	0	0.00%	15	2.50%	0	0.00%	0	0.00%	12	2.00%	1	0.17%	2	0.33%
0048115	0	0.00%	24	5.35%	0	0.00%	3	0.67%	5	1.11%	2	0.45%	1	0.22%
0048122	0	0.00%	33	7.75%	1	0.23%	1	0.23%	5	1.17%	2	0.47%	0	0.00%
0048243	0	0.00%	23	6.99%	2	0.61%	0	0.00%	8	2.43%	1	0.30%	1	0.30%
0048305	2	0.62%	22	6.83%	1	0.31%	0	0.00%	4	1.24%	0	0.00%	0	0.00%
0048320	0	0.00%	29	11.03%	3	1.14%	0	0.00%	6	2.28%	2	0.76%	0	0.00%
0048396	0	0.00%	25	7.96%	3	0.96%	0	0.00%	3	0.96%	0	0.00%	1	0.32%
0048447	0	0.00%	27	10.11%	0	0.00%	0	0.00%	7	2.62%	1	0.37%	1	0.37%
0048475	1	0.41%	28	11.52%	0	0.00%	0	0.00%	2	0.82%	0	0.00%	0	0.00%
0048524	0	0.00%	15	6.52%	1	0.43%	0	0.00%	6	2.61%	0	0.00%	0	0.00%
0048579	0	0.00%	25	11.52%	2	0.92%	2	0.92%	6	2.76%	0	0.00%	0	0.00%
0048602	1	0.47%	20	9.35%	1	0.47%	0	0.00%	3	1.40%	0	0.00%	0	0.00%
0048637	1	0.40%	15	6.07%	1	0.40%	0	0.00%	3	1.21%	1	0.40%	0	0.00%
0048689	0		0		0		0		0		0		0	
0048703	0	0.00%	26	8.55%	0	0.00%	1	0.33%	3	0.99%	0	0.00%	0	0.00%
0048728	0	0.00%	11	4.01%	1	0.36%	1	0.36%	2	0.73%	1	0.36%	0	0.00%
0048906	0	0.00%	23	5.94%	3	0.78%	1	0.26%	14	3.62%	4	1.03%	0	0.00%
0048930	0	0.00%	25	8.06%	1	0.32%	1	0.32%	6	1.94%	0	0.00%	0	0.00%
0049006	0	0.00%	24	7.43%	1	0.31%	0	0.00%	6	1.86%	1	0.31%	0	0.00%
0049052	1	0.32%	12	3.81%	1	0.32%	2	0.63%	2	0.63%	1	0.32%	0	0.00%

Precinct	DAVID HILLBERG (REP)		JEFF HEWITT (LIB)		JOHN R. DRAKE (DEM)		LARRY A. ELDER (REP)		KEVIN PAFFRATH (DEM)		ADAM PAPAGAN (NPP)		ARMANDO "MANDO" PEREZ- SERRATO (DEM)	
0047249	0	0.00%	10	1.92%	7	1.34%	210	40.31%	33	6.33%	0	0.00%	4	0.77%
0047348	0	0.00%	5	1.00%	1	0.20%	187	37.40%	55	11.00%	1	0.20%	6	1.20%
0047370	0	0.00%	5	0.80%	12	1.93%	202	32.42%	110	17.66%	1	0.16%	2	0.32%
0047411	0	0.00%	3	0.58%	0	0.00%	171	33.08%	69	13.35%	0	0.00%	6	1.16%
0047515	0	0.00%	5	0.97%	11	2.14%	193	37.48%	60	11.65%	0	0.00%	0	0.00%
0047530	0	0.00%	0	0.00%	9	2.25%	154	38.50%	42	10.50%	0	0.00%	2	0.50%
0047563	0	0.00%	7	1.33%	8	1.52%	186	35.29%	51	9.68%	0	0.00%	5	0.95%
0047619	0	0.00%	3	0.56%	2	0.37%	208	38.81%	64	11.94%	1	0.19%	1	0.19%
0047628	0	0.00%	3	0.78%	3	0.78%	132	34.29%	49	12.73%	0	0.00%	3	0.78%
0047724	0	0.00%	2	0.37%	4	0.74%	219	40.78%	49	9.12%	0	0.00%	1	0.19%
0047760	0	0.00%	4	0.74%	5	0.92%	208	38.24%	60	11.03%	0	0.00%	1	0.18%
0047833	0	0.00%	5	0.92%	4	0.73%	210	38.53%	49	8.99%	1	0.18%	4	0.73%
0047868	0	0.00%	3	0.64%	3	0.64%	160	34.12%	58	12.37%	1	0.21%	4	0.85%
0047921	0	0.00%	3	0.50%	2	0.33%	232	38.73%	62	10.35%	1	0.17%	4	0.67%
0048115	0	0.00%	7	1.56%	10	2.23%	205	45.66%	36	8.02%	0	0.00%	8	1.78%
0048122	0	0.00%	3	0.70%	3	0.70%	147	34.51%	44	10.33%	0	0.00%	10	2.35%
0048243	2	0.61%	1	0.30%	5	1.52%	117	35.56%	26	7.90%	1	0.30%	5	1.52%
0048305	1	0.31%	2	0.62%	3	0.93%	115	35.71%	30	9.32%	0	0.00%	2	0.62%
0048320	0	0.00%	2	0.76%	4	1.52%	84	31.94%	37	14.07%	1	0.38%	8	3.04%
0048396	0	0.00%	1	0.32%	8	2.55%	99	31.53%	39	12.42%	2	0.64%	10	3.18%
0048447	0	0.00%	5	1.87%	4	1.50%	77	28.84%	22	8.24%	1	0.37%	8	3.00%
0048475	0	0.00%	4	1.65%	4	1.65%	72	29.63%	28	11.52%	0	0.00%	6	2.47%
0048524	0	0.00%	3	1.30%	1	0.43%	81	35.22%	23	10.00%	0	0.00%	3	1.30%
0048579	0	0.00%	0	0.00%	7	3.23%	66	30.41%	18	8.29%	0	0.00%	2	0.92%
0048602	3	1.40%	1	0.47%	9	4.21%	70	32.71%	15	7.01%	0	0.00%	6	2.80%
0048637	0	0.00%	2	0.81%	5	2.02%	89	36.03%	18	7.29%	0	0.00%	7	2.83%
0048689	0		0		0		0		0		0		0	
0048703	0	0.00%	1	0.33%	7	2.30%	99	32.57%	51	16.78%	0	0.00%	5	1.64%
0048728	0	0.00%	3	1.09%	6	2.19%	112	40.88%	24	8.76%	0	0.00%	3	1.09%
0048906	0	0.00%	2	0.52%	4	1.03%	149	38.50%	42	10.85%	0	0.00%	10	2.58%
0048930	0	0.00%	3	0.97%	4	1.29%	82	26.45%	38	12.26%	0	0.00%	10	3.23%
0049006	0	0.00%	3	0.93%	3	0.93%	136	42.11%	35	10.84%	0	0.00%	3	0.93%
0049052	1	0.32%	4	1.27%	6	1.90%	116	36.83%	29	9.21%	0	0.00%	8	2.54%

Precinct	JOHN COX (REP)		HEATHER COLLINS (G-P)		DANIEL WATTS (DEM)		NICKOLAS WILDSTAR (REP)		SARAH STEPHENS (REP)		DENVER STONER (REP)		JOE M. SYMMON (REP)	
0047249	24	4.61%	2	0.38%	15	2.88%	0	0.00%	2	0.38%	1	0.19%	0	0.00%
0047348	18	3.60%	7	1.40%	10	2.00%	0	0.00%	1	0.20%	1	0.20%	0	0.00%
0047370	27	4.33%	1	0.16%	15	2.41%	4	0.64%	1	0.16%	3	0.48%	0	0.00%
0047411	12	2.32%	1	0.19%	12	2.32%	0	0.00%	0	0.00%	0	0.00%	0	0.00%
0047515	28	5.44%	9	1.75%	9	1.75%	0	0.00%	0	0.00%	0	0.00%	0	0.00%
0047530	16	4.00%	3	0.75%	8	2.00%	0	0.00%	0	0.00%	0	0.00%	0	0.00%
0047563	11	2.09%	2	0.38%	20	3.80%	0	0.00%	1	0.19%	2	0.38%	0	0.00%
0047619	27	5.04%	2	0.37%	7	1.31%	0	0.00%	1	0.19%	2	0.37%	0	0.00%
0047628	15	3.90%	4	1.04%	8	2.08%	0	0.00%	0	0.00%	0	0.00%	0	0.00%
0047724	29	5.40%	3	0.56%	6	1.12%	0	0.00%	1	0.19%	0	0.00%	0	0.00%
0047760	25	4.60%	4	0.74%	7	1.29%	0	0.00%	0	0.00%	1	0.18%	0	0.00%
0047833	20	3.67%	5	0.92%	10	1.83%	0	0.00%	0	0.00%	0	0.00%	0	0.00%
0047868	14	2.99%	4	0.85%	6	1.28%	0	0.00%	0	0.00%	0	0.00%	0	0.00%
0047921	17	2.84%	2	0.33%	20	3.34%	0	0.00%	0	0.00%	1	0.17%	0	0.00%
0048115	14	3.12%	4	0.89%	17	3.79%	0	0.00%	0	0.00%	0	0.00%	0	0.00%
0048122	13	3.05%	2	0.47%	14	3.29%	1	0.23%	0	0.00%	0	0.00%	0	0.00%
0048243	23	6.99%	0	0.00%	10	3.04%	0	0.00%	0	0.00%	0	0.00%	0	0.00%
0048305	22	6.83%	3	0.93%	16	4.97%	0	0.00%	0	0.00%	1	0.31%	0	0.00%
0048320	14	5.32%	2	0.76%	8	3.04%	0	0.00%	0	0.00%	1	0.38%	1	0.38%
0048396	15	4.78%	0	0.00%	14	4.46%	0	0.00%	2	0.64%	0	0.00%	0	0.00%
0048447	18	6.74%	1	0.37%	19	7.12%	0	0.00%	0	0.00%	1	0.37%	2	0.75%
0048475	9	3.70%	5	2.06%	4	1.65%	0	0.00%	0	0.00%	0	0.00%	0	0.00%
0048524	8	3.48%	1	0.43%	13	5.65%	0	0.00%	0	0.00%	2	0.87%	0	0.00%
0048579	11	5.07%	0	0.00%	14	6.45%	0	0.00%	0	0.00%	0	0.00%	0	0.00%
0048602	7	3.27%	0	0.00%	15	7.01%	0	0.00%	1	0.47%	1	0.47%	0	0.00%
0048637	7	2.83%	2	0.81%	1	0.40%	0	0.00%	0	0.00%	0	0.00%	0	0.00%
0048689	0		0		0		0		0		0		0	
0048703	10	3.29%	3	0.99%	15	4.93%	1	0.33%	2	0.66%	2	0.66%	0	0.00%
0048728	14	5.11%	2	0.73%	12	4.38%	0	0.00%	2	0.73%	0	0.00%	0	0.00%
0048906	12	3.10%	3	0.78%	12	3.10%	1	0.26%	0	0.00%	0	0.00%	0	0.00%
0048930	20	6.45%	0	0.00%	8	2.58%	0	0.00%	1	0.32%	1	0.32%	0	0.00%
0049006	19	5.88%	3	0.93%	2	0.62%	0	0.00%	0	0.00%	0	0.00%	0	0.00%
0049052	15	4.76%	2	0.63%	8	2.54%	0	0.00%	1	0.32%	2	0.63%	0	0.00%

Precinct	MAJOR SINGH (NPP)		DOUG OSE (REP)		Write-in		Total Votes	ROXANNE Qualified Write In		STACY SMITH Qualified Write In		MAJOR WILLIAMS Qualified Write In	
0047249	0	0.00%	7	1.34%	1	0.19%	521	0	0.00%	0	0.00%	1	0.19%
0047348	1	0.20%	3	0.60%	0	0.00%	500	0	0.00%	0	0.00%	0	0.00%
0047370	1	0.16%	5	0.80%	0	0.00%	623	0	0.00%	0	0.00%	0	0.00%
0047411	2	0.39%	11	2.13%	1	0.19%	517	0	0.00%	0	0.00%	1	0.19%
0047515	1	0.19%	4	0.78%	0	0.00%	515	0	0.00%	0	0.00%	0	0.00%
0047530	1	0.25%	6	1.50%	1	0.25%	400	0	0.00%	0	0.00%	1	0.25%
0047563	1	0.19%	1	0.19%	1	0.19%	527	0	0.00%	0	0.00%	1	0.19%
0047619	0	0.00%	5	0.93%	0	0.00%	536	0	0.00%	0	0.00%	0	0.00%
0047628	1	0.26%	2	0.52%	1	0.26%	385	0	0.00%	0	0.00%	1	0.26%
0047724	3	0.56%	11	2.05%	0	0.00%	537	0	0.00%	0	0.00%	0	0.00%
0047760	1	0.18%	4	0.74%	0	0.00%	544	0	0.00%	0	0.00%	0	0.00%
0047833	0	0.00%	2	0.37%	0	0.00%	545	0	0.00%	0	0.00%	0	0.00%
0047868	1	0.21%	5	1.07%	0	0.00%	469	0	0.00%	0	0.00%	0	0.00%
0047921	1	0.17%	14	2.34%	0	0.00%	599	0	0.00%	0	0.00%	0	0.00%
0048115	0	0.00%	5	1.11%	2	0.45%	449	0	0.00%	0	0.00%	2	0.45%
0048122	0	0.00%	0	0.00%	0	0.00%	426	0	0.00%	0	0.00%	0	0.00%
0048243	5	1.52%	3	0.91%	1	0.30%	329	0	0.00%	0	0.00%	1	0.30%
0048305	1	0.31%	0	0.00%	0	0.00%	322	0	0.00%	0	0.00%	0	0.00%
0048320	4	1.52%	1	0.38%	0	0.00%	263	0	0.00%	0	0.00%	0	0.00%
0048396	0	0.00%	3	0.96%	0	0.00%	314	0	0.00%	0	0.00%	0	0.00%
0048447	1	0.37%	1	0.37%	0	0.00%	267	0	0.00%	0	0.00%	0	0.00%
0048475	0	0.00%	3	1.23%	0	0.00%	243	0	0.00%	0	0.00%	0	0.00%
0048524	1	0.43%	3	1.30%	0	0.00%	230	0	0.00%	0	0.00%	0	0.00%
0048579	3	1.38%	1	0.46%	1	0.46%	217	0	0.00%	0	0.00%	1	0.46%
0048602	5	2.34%	1	0.47%	1	0.47%	214	0	0.00%	0	0.00%	1	0.47%
0048637	2	0.81%	4	1.62%	0	0.00%	247	0	0.00%	0	0.00%	0	0.00%
0048689	0		0		0		0	0		0		0	
0048703	6	1.97%	0	0.00%	0	0.00%	304	0	0.00%	0	0.00%	0	0.00%
0048728	0	0.00%	4	1.46%	0	0.00%	274	0	0.00%	0	0.00%	0	0.00%
0048906	1	0.26%	0	0.00%	0	0.00%	387	0	0.00%	0	0.00%	0	0.00%
0048930	2	0.65%	5	1.61%	0	0.00%	310	0	0.00%	0	0.00%	0	0.00%
0049006	1	0.31%	2	0.62%	0	0.00%	323	0	0.00%	0	0.00%	0	0.00%
0049052	1	0.32%	4	1.27%	0	0.00%	315	0	0.00%	0	0.00%	0	0.00%

Precinct	THUY E. HUGENS Qualified Write In		MIKI HABRYN Qualified Write In		VINCE LUNDGREN Qualified Write In		VIVEK B. MOHAN Qualified Write In	
0047249	0	0.00%	0	0.00%	0	0.00%	0	0.00%
0047348	0	0.00%	0	0.00%	0	0.00%	0	0.00%
0047370	0	0.00%	0	0.00%	0	0.00%	0	0.00%
0047411	0	0.00%	0	0.00%	0	0.00%	0	0.00%
0047515	0	0.00%	0	0.00%	0	0.00%	0	0.00%
0047530	0	0.00%	0	0.00%	0	0.00%	0	0.00%
0047563	0	0.00%	0	0.00%	0	0.00%	0	0.00%
0047619	0	0.00%	0	0.00%	0	0.00%	0	0.00%
0047628	0	0.00%	0	0.00%	0	0.00%	0	0.00%
0047724	0	0.00%	0	0.00%	0	0.00%	0	0.00%
0047760	0	0.00%	0	0.00%	0	0.00%	0	0.00%
0047833	0	0.00%	0	0.00%	0	0.00%	0	0.00%
0047868	0	0.00%	0	0.00%	0	0.00%	0	0.00%
0047921	0	0.00%	0	0.00%	0	0.00%	0	0.00%
0048115	0	0.00%	0	0.00%	0	0.00%	0	0.00%
0048122	0	0.00%	0	0.00%	0	0.00%	0	0.00%
0048243	0	0.00%	0	0.00%	0	0.00%	0	0.00%
0048305	0	0.00%	0	0.00%	0	0.00%	0	0.00%
0048320	0	0.00%	0	0.00%	0	0.00%	0	0.00%
0048396	0	0.00%	0	0.00%	0	0.00%	0	0.00%
0048447	0	0.00%	0	0.00%	0	0.00%	0	0.00%
0048475	0	0.00%	0	0.00%	0	0.00%	0	0.00%
0048524	0	0.00%	0	0.00%	0	0.00%	0	0.00%
0048579	0	0.00%	0	0.00%	0	0.00%	0	0.00%
0048602	0	0.00%	0	0.00%	0	0.00%	0	0.00%
0048637	0	0.00%	0	0.00%	0	0.00%	0	0.00%
0048689	0		0		0		0	
0048703	0	0.00%	0	0.00%	0	0.00%	0	0.00%
0048728	0	0.00%	0	0.00%	0	0.00%	0	0.00%
0048906	0	0.00%	0	0.00%	0	0.00%	0	0.00%
0048930	0	0.00%	0	0.00%	0	0.00%	0	0.00%
0049006	0	0.00%	0	0.00%	0	0.00%	0	0.00%
0049052	0	0.00%	0	0.00%	0	0.00%	0	0.00%

Precinct	Times Cast	Registered Voters	Undervotes	Overvotes
0049162	662	1,416	308	6
0049208	723	1,595	400	7
0049250	771	1,682	457	3
0049263	931	1,717	530	7
0049304	824	1,683	499	18
0049373	725	1,349	444	5
0049413	631	1,526	370	7
0049457	625	1,486	377	2
0049472	779	1,457	428	6
0049503	900	1,876	535	9
0049596	859	1,602	501	5
0049610	799	1,602	435	4
0049629	695	1,623	391	4
0049732	876	1,534	458	0
0049740	931	1,760	512	5
0049802	742	1,434	454	4
0049834	726	1,540	417	3
0049959	772	1,539	419	3
0049981	0	0	0	0
0051127	905	1,423	359	2
0051180	957	1,694	418	2
0051317	957	1,351	419	0
0051438	1,227	1,607	516	0
0051565	1,035	1,892	470	3
0051646	942	1,575	367	5
0051753	1,226	1,767	497	1
0051794	1,135	1,579	491	0
0051844	1,088	1,560	411	0
0051988	945	1,519	338	5
0052104	1,044	1,490	374	3
0052218	1,093	1,690	411	0
0052342	718	1,394	290	4
0052492	1,094	1,826	410	3

Precinct	DAN KAPELOVITZ (G-P)		KEVIN K. KAUL (NPP)	
0049162	2	0.57%	2	0.57%
0049208	1	0.32%	1	0.32%
0049250	3	0.96%	0	0.00%
0049263	2	0.51%	0	0.00%
0049304	2	0.65%	1	0.33%
0049373	1	0.36%	0	0.00%
0049413	1	0.39%	0	0.00%
0049457	2	0.81%	0	0.00%
0049472	1	0.29%	0	0.00%
0049503	1	0.28%	0	0.00%
0049596	2	0.57%	0	0.00%
0049610	0	0.00%	0	0.00%
0049629	1	0.33%	1	0.33%
0049732	2	0.48%	0	0.00%
0049740	2	0.48%	0	0.00%
0049802	10	3.52%	0	0.00%
0049834	2	0.65%	0	0.00%
0049959	0	0.00%	0	0.00%
0049981	0		0	
0051127	14	2.57%	0	0.00%
0051180	9	1.68%	1	0.19%
0051317	9	1.67%	0	0.00%
0051438	7	0.98%	0	0.00%
0051565	7	1.25%	2	0.36%
0051646	0	0.00%	0	0.00%
0051753	8	1.10%	1	0.14%
0051794	4	0.62%	0	0.00%
0051844	1	0.15%	0	0.00%
0051988	2	0.33%	0	0.00%
0052104	6	0.90%	0	0.00%
0052218	6	0.88%	0	0.00%
0052342	2	0.47%	1	0.24%
0052492	3	0.44%	0	0.00%

Precinct	CHAUNCEY "SLIM" KILLENS (REP)		KEVIN KILEY (REP)		PATRICK KILPATRICK (DEM)		ANTHONY TRIMINO (REP)		JOEL VENTRESCA (DEM)		KEVIN L. FAULCONER (REP)		RHONDA FURIN (REP)	
0049162	1	0.29%	17	4.89%	1	0.29%	3	0.86%	3	0.86%	21	6.03%	0	0.00%
0049208	0	0.00%	16	5.06%	3	0.95%	1	0.32%	7	2.22%	16	5.06%	0	0.00%
0049250	2	0.64%	19	6.11%	7	2.25%	0	0.00%	8	2.57%	23	7.40%	1	0.32%
0049263	0	0.00%	13	3.30%	5	1.27%	1	0.25%	9	2.28%	24	6.09%	2	0.51%
0049304	1	0.33%	12	3.91%	7	2.28%	1	0.33%	3	0.98%	12	3.91%	0	0.00%
0049373	2	0.72%	11	3.99%	2	0.72%	0	0.00%	2	0.72%	16	5.80%	2	0.72%
0049413	0	0.00%	4	1.57%	9	3.54%	1	0.39%	1	0.39%	16	6.30%	3	1.18%
0049457	1	0.41%	16	6.50%	1	0.41%	4	1.63%	8	3.25%	11	4.47%	0	0.00%
0049472	1	0.29%	9	2.61%	3	0.87%	1	0.29%	4	1.16%	9	2.61%	0	0.00%
0049503	0	0.00%	13	3.65%	7	1.97%	0	0.00%	12	3.37%	12	3.37%	2	0.56%
0049596	0	0.00%	11	3.12%	3	0.85%	0	0.00%	5	1.42%	25	7.08%	8	2.27%
0049610	0	0.00%	25	6.94%	4	1.11%	0	0.00%	5	1.39%	15	4.17%	2	0.56%
0049629	0	0.00%	14	4.67%	4	1.33%	1	0.33%	6	2.00%	22	7.33%	1	0.33%
0049732	0	0.00%	11	2.63%	4	0.96%	0	0.00%	15	3.59%	22	5.26%	1	0.24%
0049740	0	0.00%	20	4.83%	5	1.21%	1	0.24%	9	2.17%	16	3.86%	2	0.48%
0049802	0	0.00%	7	2.46%	6	2.11%	0	0.00%	4	1.41%	18	6.34%	1	0.35%
0049834	0	0.00%	16	5.23%	1	0.33%	1	0.33%	3	0.98%	9	2.94%	1	0.33%
0049959	1	0.29%	20	5.71%	6	1.71%	2	0.57%	6	1.71%	21	6.00%	3	0.86%
0049981	0		0		0		0		0		0		0	
0051127	1	0.18%	18	3.31%	3	0.55%	0	0.00%	21	3.86%	48	8.82%	0	0.00%
0051180	1	0.19%	24	4.47%	5	0.93%	0	0.00%	22	4.10%	44	8.19%	2	0.37%
0051317	0	0.00%	20	3.72%	6	1.12%	3	0.56%	17	3.16%	62	11.52%	1	0.19%
0051438	2	0.28%	63	8.86%	5	0.70%	1	0.14%	27	3.80%	96	13.50%	0	0.00%
0051565	0	0.00%	21	3.74%	7	1.25%	1	0.18%	25	4.45%	49	8.72%	0	0.00%
0051646	0	0.00%	35	6.14%	1	0.18%	0	0.00%	9	1.58%	48	8.42%	0	0.00%
0051753	1	0.14%	27	3.71%	6	0.82%	4	0.55%	24	3.30%	63	8.65%	0	0.00%
0051794	0	0.00%	36	5.59%	8	1.24%	0	0.00%	12	1.86%	57	8.85%	1	0.16%
0051844	0	0.00%	42	6.20%	6	0.89%	1	0.15%	16	2.36%	63	9.31%	0	0.00%
0051988	0	0.00%	24	3.99%	8	1.33%	1	0.17%	15	2.49%	37	6.15%	0	0.00%
0052104	0	0.00%	35	5.25%	4	0.60%	0	0.00%	29	4.35%	70	10.49%	2	0.30%
0052218	0	0.00%	48	7.04%	5	0.73%	0	0.00%	15	2.20%	63	9.24%	0	0.00%
0052342	0	0.00%	17	4.01%	6	1.42%	0	0.00%	7	1.65%	43	10.14%	0	0.00%
0052492	1	0.15%	36	5.29%	5	0.73%	0	0.00%	7	1.03%	31	4.55%	0	0.00%

Precinct	ROBERT C. NEWMAN II (REP)		DENNIS RICHTER (NPP)		BRANDON M. ROSS (DEM)		SAM L. GALLUCCI (REP)		TED GAINES (REP)		CAITLYN JENNER (REP)		LEO S. ZACKY (REP)	
0049162	0	0.00%	1	0.29%	18	5.17%	5	1.44%	7	2.01%	3	0.86%	0	0.00%
0049208	2	0.63%	0	0.00%	23	7.28%	0	0.00%	4	1.27%	2	0.63%	0	0.00%
0049250	3	0.96%	0	0.00%	31	9.97%	1	0.32%	5	1.61%	3	0.96%	0	0.00%
0049263	4	1.02%	0	0.00%	38	9.64%	1	0.25%	3	0.76%	2	0.51%	0	0.00%
0049304	1	0.33%	0	0.00%	24	7.82%	2	0.65%	4	1.30%	3	0.98%	1	0.33%
0049373	1	0.36%	2	0.72%	21	7.61%	0	0.00%	3	1.09%	3	1.09%	1	0.36%
0049413	0	0.00%	0	0.00%	33	12.99%	0	0.00%	4	1.57%	1	0.39%	0	0.00%
0049457	7	2.85%	0	0.00%	20	8.13%	2	0.81%	1	0.41%	3	1.22%	0	0.00%
0049472	1	0.29%	0	0.00%	34	9.86%	0	0.00%	3	0.87%	3	0.87%	0	0.00%
0049503	2	0.56%	0	0.00%	41	11.52%	1	0.28%	3	0.84%	5	1.40%	0	0.00%
0049596	5	1.42%	0	0.00%	34	9.63%	0	0.00%	7	1.98%	4	1.13%	0	0.00%
0049610	3	0.83%	0	0.00%	38	10.56%	4	1.11%	5	1.39%	2	0.56%	1	0.28%
0049629	1	0.33%	0	0.00%	21	7.00%	0	0.00%	3	1.00%	2	0.67%	0	0.00%
0049732	3	0.72%	2	0.48%	50	11.96%	2	0.48%	8	1.91%	5	1.20%	0	0.00%
0049740	2	0.48%	0	0.00%	38	9.18%	0	0.00%	4	0.97%	6	1.45%	0	0.00%
0049802	1	0.35%	4	1.41%	24	8.45%	1	0.35%	2	0.70%	5	1.76%	0	0.00%
0049834	2	0.65%	0	0.00%	24	7.84%	1	0.33%	4	1.31%	6	1.96%	0	0.00%
0049959	1	0.29%	1	0.29%	28	8.00%	1	0.29%	0	0.00%	0	0.00%	1	0.29%
0049981	0		0		0		0		0		0		0	
0051127	0	0.00%	3	0.55%	43	7.90%	3	0.55%	10	1.84%	3	0.55%	2	0.37%
0051180	1	0.19%	0	0.00%	23	4.28%	1	0.19%	9	1.68%	6	1.12%	0	0.00%
0051317	0	0.00%	1	0.19%	43	7.99%	2	0.37%	5	0.93%	7	1.30%	0	0.00%
0051438	0	0.00%	0	0.00%	37	5.20%	0	0.00%	11	1.55%	7	0.98%	0	0.00%
0051565	0	0.00%	0	0.00%	33	5.87%	1	0.18%	4	0.71%	5	0.89%	0	0.00%
0051646	0	0.00%	0	0.00%	40	7.02%	0	0.00%	7	1.23%	6	1.05%	0	0.00%
0051753	0	0.00%	1	0.14%	61	8.38%	0	0.00%	6	0.82%	7	0.96%	0	0.00%
0051794	0	0.00%	2	0.31%	38	5.90%	0	0.00%	12	1.86%	4	0.62%	0	0.00%
0051844	0	0.00%	0	0.00%	42	6.20%	1	0.15%	8	1.18%	6	0.89%	0	0.00%
0051988	0	0.00%	2	0.33%	31	5.15%	3	0.50%	8	1.33%	7	1.16%	2	0.33%
0052104	1	0.15%	1	0.15%	33	4.95%	0	0.00%	16	2.40%	4	0.60%	0	0.00%
0052218	1	0.15%	0	0.00%	50	7.33%	0	0.00%	15	2.20%	4	0.59%	0	0.00%
0052342	0	0.00%	1	0.24%	21	4.95%	0	0.00%	4	0.94%	3	0.71%	0	0.00%
0052492	0	0.00%	3	0.44%	28	4.11%	0	0.00%	9	1.32%	12	1.76%	0	0.00%

Precinct	JENNY RAE LE ROUX (REP)		DAVID LOZANO (REP)		STEVE CHAVEZ LODGE (REP)		MICHAEL LOEBBS (NPP)		DENIS LUCEY (NPP)		DIEGO MARTINEZ (REP)		JEREMIAH "JEREMY" MARCINIAK (NPP)	
0049162	1	0.29%	1	0.29%	0	0.00%	0	0.00%	1	0.29%	0	0.00%	0	0.00%
0049208	0	0.00%	1	0.32%	0	0.00%	2	0.63%	0	0.00%	0	0.00%	0	0.00%
0049250	0	0.00%	1	0.32%	0	0.00%	0	0.00%	0	0.00%	0	0.00%	1	0.32%
0049263	0	0.00%	0	0.00%	1	0.25%	0	0.00%	0	0.00%	1	0.25%	0	0.00%
0049304	0	0.00%	0	0.00%	1	0.33%	2	0.65%	0	0.00%	1	0.33%	0	0.00%
0049373	1	0.36%	0	0.00%	0	0.00%	1	0.36%	1	0.36%	3	1.09%	1	0.36%
0049413	0	0.00%	1	0.39%	2	0.79%	0	0.00%	1	0.39%	0	0.00%	0	0.00%
0049457	0	0.00%	1	0.41%	0	0.00%	4	1.63%	1	0.41%	1	0.41%	0	0.00%
0049472	0	0.00%	4	1.16%	4	1.16%	1	0.29%	0	0.00%	2	0.58%	3	0.87%
0049503	0	0.00%	2	0.56%	0	0.00%	1	0.28%	0	0.00%	0	0.00%	0	0.00%
0049596	1	0.28%	1	0.28%	0	0.00%	4	1.13%	0	0.00%	1	0.28%	0	0.00%
0049610	0	0.00%	1	0.28%	2	0.56%	1	0.28%	0	0.00%	0	0.00%	0	0.00%
0049629	0	0.00%	0	0.00%	0	0.00%	2	0.67%	1	0.33%	0	0.00%	0	0.00%
0049732	0	0.00%	0	0.00%	0	0.00%	2	0.48%	0	0.00%	2	0.48%	0	0.00%
0049740	1	0.24%	3	0.72%	1	0.24%	0	0.00%	0	0.00%	0	0.00%	0	0.00%
0049802	0	0.00%	0	0.00%	2	0.70%	0	0.00%	0	0.00%	0	0.00%	0	0.00%
0049834	0	0.00%	1	0.33%	0	0.00%	1	0.33%	1	0.33%	2	0.65%	0	0.00%
0049959	0	0.00%	1	0.29%	0	0.00%	0	0.00%	0	0.00%	0	0.00%	0	0.00%
0049981	0		0		0		0		0		0		0	
0051127	0	0.00%	1	0.18%	1	0.18%	2	0.37%	1	0.18%	0	0.00%	0	0.00%
0051180	0	0.00%	1	0.19%	0	0.00%	0	0.00%	0	0.00%	0	0.00%	0	0.00%
0051317	1	0.19%	1	0.19%	0	0.00%	0	0.00%	0	0.00%	0	0.00%	0	0.00%
0051438	1	0.14%	0	0.00%	0	0.00%	4	0.56%	0	0.00%	0	0.00%	0	0.00%
0051565	0	0.00%	0	0.00%	2	0.36%	3	0.53%	0	0.00%	0	0.00%	0	0.00%
0051646	0	0.00%	0	0.00%	2	0.35%	2	0.35%	2	0.35%	0	0.00%	0	0.00%
0051753	2	0.27%	1	0.14%	1	0.14%	3	0.41%	0	0.00%	2	0.27%	0	0.00%
0051794	0	0.00%	0	0.00%	2	0.31%	1	0.16%	2	0.31%	0	0.00%	0	0.00%
0051844	1	0.15%	0	0.00%	0	0.00%	4	0.59%	0	0.00%	0	0.00%	0	0.00%
0051988	1	0.17%	1	0.17%	0	0.00%	2	0.33%	0	0.00%	0	0.00%	0	0.00%
0052104	1	0.15%	0	0.00%	0	0.00%	1	0.15%	0	0.00%	0	0.00%	0	0.00%
0052218	1	0.15%	0	0.00%	1	0.15%	0	0.00%	0	0.00%	0	0.00%	0	0.00%
0052342	0	0.00%	1	0.24%	1	0.24%	5	1.18%	0	0.00%	0	0.00%	0	0.00%
0052492	2	0.29%	0	0.00%	2	0.29%	5	0.73%	0	0.00%	2	0.29%	1	0.15%

Precinct	DANIEL MERCURI (REP)		JACQUELINE MCGOWAN (DEM)		DAVID MOORE (NPP)		DAVID ALEXANDER BRAMANTE (REP)		HOLLY L. BAABE (DEM)		ANGELYNE (NPP)		JAMES G. HANINK (NPP)	
0049162	0	0.00%	19	5.46%	1	0.29%	1	0.29%	4	1.15%	1	0.29%	1	0.29%
0049208	0	0.00%	10	3.16%	4	1.27%	0	0.00%	7	2.22%	0	0.00%	0	0.00%
0049250	0	0.00%	19	6.11%	1	0.32%	0	0.00%	4	1.29%	0	0.00%	0	0.00%
0049263	0	0.00%	32	8.12%	0	0.00%	0	0.00%	11	2.79%	2	0.51%	0	0.00%
0049304	1	0.33%	34	11.07%	4	1.30%	0	0.00%	4	1.30%	0	0.00%	1	0.33%
0049373	0	0.00%	16	5.80%	1	0.36%	0	0.00%	3	1.09%	1	0.36%	0	0.00%
0049413	0	0.00%	17	6.69%	2	0.79%	0	0.00%	14	5.51%	0	0.00%	0	0.00%
0049457	0	0.00%	21	8.54%	4	1.63%	1	0.41%	1	0.41%	1	0.41%	0	0.00%
0049472	1	0.29%	22	6.38%	3	0.87%	0	0.00%	9	2.61%	1	0.29%	0	0.00%
0049503	0	0.00%	19	5.34%	1	0.28%	0	0.00%	8	2.25%	0	0.00%	0	0.00%
0049596	1	0.28%	22	6.23%	2	0.57%	0	0.00%	4	1.13%	0	0.00%	0	0.00%
0049610	0	0.00%	19	5.28%	3	0.83%	0	0.00%	10	2.78%	0	0.00%	0	0.00%
0049629	0	0.00%	23	7.67%	2	0.67%	0	0.00%	4	1.33%	1	0.33%	0	0.00%
0049732	0	0.00%	25	5.98%	2	0.48%	0	0.00%	5	1.20%	1	0.24%	2	0.48%
0049740	0	0.00%	16	3.86%	4	0.97%	0	0.00%	6	1.45%	0	0.00%	0	0.00%
0049802	0	0.00%	24	8.45%	6	2.11%	0	0.00%	1	0.35%	1	0.35%	0	0.00%
0049834	0	0.00%	14	4.58%	1	0.33%	1	0.33%	2	0.65%	1	0.33%	0	0.00%
0049959	0	0.00%	20	5.71%	1	0.29%	0	0.00%	6	1.71%	0	0.00%	2	0.57%
0049981	0		0		0		0		0		0		0	
0051127	0	0.00%	21	3.86%	0	0.00%	0	0.00%	5	0.92%	3	0.55%	1	0.18%
0051180	2	0.37%	25	4.66%	7	1.30%	0	0.00%	8	1.49%	3	0.56%	0	0.00%
0051317	0	0.00%	34	6.32%	0	0.00%	0	0.00%	8	1.49%	3	0.56%	0	0.00%
0051438	0	0.00%	14	1.97%	3	0.42%	0	0.00%	7	0.98%	1	0.14%	0	0.00%
0051565	1	0.18%	29	5.16%	1	0.18%	0	0.00%	5	0.89%	4	0.71%	1	0.18%
0051646	1	0.18%	19	3.33%	0	0.00%	2	0.35%	15	2.63%	0	0.00%	0	0.00%
0051753	0	0.00%	24	3.30%	4	0.55%	1	0.14%	5	0.69%	6	0.82%	1	0.14%
0051794	1	0.16%	26	4.04%	1	0.16%	3	0.47%	1	0.16%	2	0.31%	0	0.00%
0051844	0	0.00%	19	2.81%	1	0.15%	1	0.15%	6	0.89%	1	0.15%	0	0.00%
0051988	0	0.00%	13	2.16%	2	0.33%	2	0.33%	6	1.00%	1	0.17%	2	0.33%
0052104	0	0.00%	10	1.50%	0	0.00%	0	0.00%	10	1.50%	0	0.00%	2	0.30%
0052218	2	0.29%	13	1.91%	0	0.00%	0	0.00%	8	1.17%	3	0.44%	0	0.00%
0052342	0	0.00%	21	4.95%	1	0.24%	0	0.00%	6	1.42%	1	0.24%	1	0.24%
0052492	1	0.15%	30	4.41%	2	0.29%	2	0.29%	8	1.17%	6	0.88%	0	0.00%

Precinct	DAVID HILLBERG (REP)		JEFF HEWITT (LIB)		JOHN R. DRAKE (DEM)		LARRY A. ELDER (REP)		KEVIN PAFFRATH (DEM)		ADAM PAPAGAN (NPP)		ARMANDO "MANDO" PEREZ- SERRATO (DEM)	
0049162	0	0.00%	2	0.57%	5	1.44%	145	41.67%	40	11.49%	0	0.00%	5	1.44%
0049208	0	0.00%	2	0.63%	5	1.58%	123	38.92%	30	9.49%	0	0.00%	10	3.16%
0049250	1	0.32%	2	0.64%	3	0.96%	117	37.62%	23	7.40%	0	0.00%	3	0.96%
0049263	0	0.00%	3	0.76%	2	0.51%	168	42.64%	24	6.09%	0	0.00%	4	1.02%
0049304	0	0.00%	0	0.00%	8	2.61%	99	32.25%	25	8.14%	1	0.33%	14	4.56%
0049373	0	0.00%	1	0.36%	2	0.72%	102	36.96%	21	7.61%	0	0.00%	1	0.36%
0049413	0	0.00%	0	0.00%	3	1.18%	78	30.71%	25	9.84%	0	0.00%	4	1.57%
0049457	1	0.41%	0	0.00%	7	2.85%	77	31.30%	21	8.54%	0	0.00%	6	2.44%
0049472	2	0.58%	2	0.58%	4	1.16%	131	37.97%	25	7.25%	1	0.29%	7	2.03%
0049503	0	0.00%	4	1.12%	2	0.56%	141	39.61%	26	7.30%	0	0.00%	7	1.97%
0049596	0	0.00%	1	0.28%	4	1.13%	155	43.91%	13	3.68%	0	0.00%	3	0.85%
0049610	1	0.28%	6	1.67%	1	0.28%	126	35.00%	32	8.89%	1	0.28%	5	1.39%
0049629	0	0.00%	3	1.00%	6	2.00%	101	33.67%	41	13.67%	0	0.00%	6	2.00%
0049732	0	0.00%	5	1.20%	0	0.00%	159	38.04%	48	11.48%	0	0.00%	4	0.96%
0049740	0	0.00%	2	0.48%	7	1.69%	163	39.37%	61	14.73%	0	0.00%	12	2.90%
0049802	0	0.00%	3	1.06%	10	3.52%	99	34.86%	27	9.51%	0	0.00%	2	0.70%
0049834	0	0.00%	3	0.98%	7	2.29%	123	40.20%	41	13.40%	0	0.00%	4	1.31%
0049959	0	0.00%	0	0.00%	4	1.14%	137	39.14%	42	12.00%	0	0.00%	2	0.57%
0049981	0		0		0		0		0		0		0	
0051127	0	0.00%	8	1.47%	7	1.29%	197	36.21%	57	10.48%	0	0.00%	8	1.47%
0051180	0	0.00%	2	0.37%	4	0.74%	210	39.11%	70	13.04%	0	0.00%	3	0.56%
0051317	0	0.00%	8	1.49%	0	0.00%	199	36.99%	56	10.41%	0	0.00%	2	0.37%
0051438	0	0.00%	1	0.14%	8	1.13%	270	37.97%	79	11.11%	0	0.00%	6	0.84%
0051565	1	0.18%	9	1.60%	8	1.42%	226	40.21%	62	11.03%	0	0.00%	6	1.07%
0051646	0	0.00%	4	0.70%	4	0.70%	267	46.84%	49	8.60%	1	0.18%	7	1.23%
0051753	0	0.00%	6	0.82%	8	1.10%	328	45.05%	75	10.30%	2	0.27%	0	0.00%
0051794	0	0.00%	1	0.16%	5	0.78%	314	48.76%	56	8.70%	0	0.00%	5	0.78%
0051844	0	0.00%	5	0.74%	5	0.74%	336	49.63%	56	8.27%	0	0.00%	5	0.74%
0051988	0	0.00%	3	0.50%	7	1.16%	303	50.33%	45	7.48%	0	0.00%	6	1.00%
0052104	0	0.00%	4	0.60%	4	0.60%	315	47.23%	64	9.60%	0	0.00%	4	0.60%
0052218	0	0.00%	4	0.59%	8	1.17%	328	48.09%	54	7.92%	0	0.00%	2	0.29%
0052342	0	0.00%	1	0.24%	4	0.94%	195	45.99%	36	8.49%	0	0.00%	2	0.47%
0052492	1	0.15%	6	0.88%	10	1.47%	316	46.40%	60	8.81%	1	0.15%	4	0.59%

Precinct	JOHN COX (REP)		HEATHER COLLINS (G-P)		DANIEL WATTS (DEM)		NICKOLAS WILDSTAR (REP)		SARAH STEPHENS (REP)		DENVER STONER (REP)		JOE M. SYMMON (REP)	
0049162	20	5.75%	0	0.00%	10	2.87%	0	0.00%	0	0.00%	1	0.29%	0	0.00%
0049208	25	7.91%	2	0.63%	8	2.53%	1	0.32%	1	0.32%	1	0.32%	1	0.32%
0049250	11	3.54%	0	0.00%	11	3.54%	0	0.00%	0	0.00%	0	0.00%	0	0.00%
0049263	22	5.58%	1	0.25%	11	2.79%	0	0.00%	1	0.25%	1	0.25%	0	0.00%
0049304	22	7.17%	1	0.33%	8	2.61%	1	0.33%	0	0.00%	0	0.00%	0	0.00%
0049373	23	8.33%	10	3.62%	13	4.71%	1	0.36%	0	0.00%	3	1.09%	0	0.00%
0049413	9	3.54%	2	0.79%	17	6.69%	0	0.00%	1	0.39%	1	0.39%	0	0.00%
0049457	9	3.66%	1	0.41%	10	4.07%	0	0.00%	0	0.00%	0	0.00%	0	0.00%
0049472	28	8.12%	2	0.58%	16	4.64%	0	0.00%	0	0.00%	2	0.58%	0	0.00%
0049503	24	6.74%	2	0.56%	7	1.97%	0	0.00%	4	1.12%	0	0.00%	1	0.28%
0049596	10	2.83%	0	0.00%	15	4.25%	0	0.00%	1	0.28%	2	0.57%	1	0.28%
0049610	17	4.72%	2	0.56%	17	4.72%	0	0.00%	3	0.83%	1	0.28%	0	0.00%
0049629	12	4.00%	0	0.00%	19	6.33%	0	0.00%	1	0.33%	0	0.00%	0	0.00%
0049732	18	4.31%	0	0.00%	11	2.63%	0	0.00%	0	0.00%	1	0.24%	0	0.00%
0049740	13	3.14%	1	0.24%	13	3.14%	0	0.00%	1	0.24%	1	0.24%	0	0.00%
0049802	12	4.23%	1	0.35%	7	2.46%	0	0.00%	1	0.35%	0	0.00%	0	0.00%
0049834	17	5.56%	3	0.98%	5	1.63%	0	0.00%	1	0.33%	0	0.00%	0	0.00%
0049959	14	4.00%	3	0.86%	16	4.57%	0	0.00%	0	0.00%	0	0.00%	0	0.00%
0049981	0		0		0		0		0		0		0	
0051127	32	5.88%	3	0.55%	20	3.68%	0	0.00%	0	0.00%	3	0.55%	0	0.00%
0051180	13	2.42%	9	1.68%	20	3.72%	0	0.00%	0	0.00%	0	0.00%	0	0.00%
0051317	20	3.72%	8	1.49%	14	2.60%	0	0.00%	0	0.00%	0	0.00%	0	0.00%
0051438	36	5.06%	2	0.28%	11	1.55%	2	0.28%	0	0.00%	0	0.00%	0	0.00%
0051565	26	4.63%	6	1.07%	9	1.60%	0	0.00%	0	0.00%	1	0.18%	0	0.00%
0051646	21	3.68%	1	0.18%	11	1.93%	1	0.18%	0	0.00%	4	0.70%	0	0.00%
0051753	25	3.43%	3	0.41%	18	2.47%	0	0.00%	0	0.00%	1	0.14%	0	0.00%
0051794	20	3.11%	3	0.47%	13	2.02%	0	0.00%	2	0.31%	4	0.62%	0	0.00%
0051844	25	3.69%	2	0.30%	10	1.48%	0	0.00%	0	0.00%	3	0.44%	0	0.00%
0051988	35	5.81%	4	0.66%	21	3.49%	0	0.00%	2	0.33%	2	0.33%	0	0.00%
0052104	17	2.55%	7	1.05%	16	2.40%	2	0.30%	0	0.00%	1	0.15%	0	0.00%
0052218	28	4.11%	1	0.15%	15	2.20%	0	0.00%	0	0.00%	1	0.15%	0	0.00%
0052342	17	4.01%	6	1.42%	16	3.77%	0	0.00%	0	0.00%	0	0.00%	0	0.00%
0052492	42	6.17%	6	0.88%	24	3.52%	0	0.00%	2	0.29%	2	0.29%	0	0.00%

Precinct	MAJOR SINGH (NPP)		DOUG OSE (REP)		Write-in		Total Votes	ROXANNE Qualified Write In		STACY SMITH Qualified Write In		MAJOR WILLIAMS Qualified Write In	
0049162	0	0.00%	6	1.72%	0	0.00%	348	0	0.00%	0	0.00%	0	0.00%
0049208	4	1.27%	3	0.95%	0	0.00%	316	0	0.00%	0	0.00%	0	0.00%
0049250	2	0.64%	6	1.93%	0	0.00%	311	0	0.00%	0	0.00%	0	0.00%
0049263	2	0.51%	4	1.02%	0	0.00%	394	0	0.00%	0	0.00%	0	0.00%
0049304	1	0.33%	5	1.63%	0	0.00%	307	0	0.00%	0	0.00%	0	0.00%
0049373	1	0.36%	3	1.09%	0	0.00%	276	0	0.00%	0	0.00%	0	0.00%
0049413	0	0.00%	4	1.57%	0	0.00%	254	0	0.00%	0	0.00%	0	0.00%
0049457	2	0.81%	1	0.41%	0	0.00%	246	0	0.00%	0	0.00%	0	0.00%
0049472	2	0.58%	4	1.16%	0	0.00%	345	0	0.00%	0	0.00%	0	0.00%
0049503	4	1.12%	4	1.12%	0	0.00%	356	0	0.00%	0	0.00%	0	0.00%
0049596	2	0.57%	6	1.70%	0	0.00%	353	0	0.00%	0	0.00%	0	0.00%
0049610	1	0.28%	7	1.94%	0	0.00%	360	0	0.00%	0	0.00%	0	0.00%
0049629	0	0.00%	1	0.33%	0	0.00%	300	0	0.00%	0	0.00%	0	0.00%
0049732	6	1.44%	2	0.48%	0	0.00%	418	0	0.00%	0	0.00%	0	0.00%
0049740	2	0.48%	2	0.48%	0	0.00%	414	0	0.00%	0	0.00%	0	0.00%
0049802	2	0.70%	2	0.70%	1	0.35%	284	0	0.00%	0	0.00%	1	0.35%
0049834	5	1.63%	3	0.98%	0	0.00%	306	0	0.00%	0	0.00%	0	0.00%
0049959	8	2.29%	3	0.86%	0	0.00%	350	0	0.00%	0	0.00%	0	0.00%
0049981	0		0		0		0	0		0		0	
0051127	1	0.18%	3	0.55%	1	0.18%	544	0	0.00%	0	0.00%	1	0.18%
0051180	1	0.19%	8	1.49%	3	0.56%	537	0	0.00%	1	0.19%	2	0.37%
0051317	0	0.00%	8	1.49%	0	0.00%	538	0	0.00%	0	0.00%	0	0.00%
0051438	0	0.00%	10	1.41%	0	0.00%	711	0	0.00%	0	0.00%	0	0.00%
0051565	1	0.18%	5	0.89%	1	0.18%	562	0	0.00%	0	0.00%	1	0.18%
0051646	1	0.18%	10	1.75%	0	0.00%	570	0	0.00%	0	0.00%	0	0.00%
0051753	1	0.14%	2	0.27%	0	0.00%	728	0	0.00%	0	0.00%	0	0.00%
0051794	0	0.00%	7	1.09%	1	0.16%	644	0	0.00%	0	0.00%	0	0.00%
0051844	0	0.00%	10	1.48%	1	0.15%	677	0	0.00%	0	0.00%	1	0.15%
0051988	0	0.00%	2	0.33%	2	0.33%	602	0	0.00%	0	0.00%	2	0.33%
0052104	2	0.30%	5	0.75%	1	0.15%	667	0	0.00%	0	0.00%	1	0.15%
0052218	0	0.00%	6	0.88%	0	0.00%	682	0	0.00%	0	0.00%	0	0.00%
0052342	2	0.47%	3	0.71%	0	0.00%	424	0	0.00%	0	0.00%	0	0.00%
0052492	2	0.29%	8	1.17%	1	0.15%	681	0	0.00%	0	0.00%	1	0.15%

Precinct	THUY E. HUGENS Qualified Write In		MIKI HABRYN Qualified Write In		VINCE LUNDGREN Qualified Write In		VIVEK B. MOHAN Qualified Write In	
0049162	0	0.00%	0	0.00%	0	0.00%	0	0.00%
0049208	0	0.00%	0	0.00%	0	0.00%	0	0.00%
0049250	0	0.00%	0	0.00%	0	0.00%	0	0.00%
0049263	0	0.00%	0	0.00%	0	0.00%	0	0.00%
0049304	0	0.00%	0	0.00%	0	0.00%	0	0.00%
0049373	0	0.00%	0	0.00%	0	0.00%	0	0.00%
0049413	0	0.00%	0	0.00%	0	0.00%	0	0.00%
0049457	0	0.00%	0	0.00%	0	0.00%	0	0.00%
0049472	0	0.00%	0	0.00%	0	0.00%	0	0.00%
0049503	0	0.00%	0	0.00%	0	0.00%	0	0.00%
0049596	0	0.00%	0	0.00%	0	0.00%	0	0.00%
0049610	0	0.00%	0	0.00%	0	0.00%	0	0.00%
0049629	0	0.00%	0	0.00%	0	0.00%	0	0.00%
0049732	0	0.00%	0	0.00%	0	0.00%	0	0.00%
0049740	0	0.00%	0	0.00%	0	0.00%	0	0.00%
0049802	0	0.00%	0	0.00%	0	0.00%	0	0.00%
0049834	0	0.00%	0	0.00%	0	0.00%	0	0.00%
0049959	0	0.00%	0	0.00%	0	0.00%	0	0.00%
0049981	0		0		0		0	
0051127	0	0.00%	0	0.00%	0	0.00%	0	0.00%
0051180	0	0.00%	0	0.00%	0	0.00%	0	0.00%
0051317	0	0.00%	0	0.00%	0	0.00%	0	0.00%
0051438	0	0.00%	0	0.00%	0	0.00%	0	0.00%
0051565	0	0.00%	0	0.00%	0	0.00%	0	0.00%
0051646	0	0.00%	0	0.00%	0	0.00%	0	0.00%
0051753	0	0.00%	0	0.00%	0	0.00%	0	0.00%
0051794	0	0.00%	1	0.16%	0	0.00%	0	0.00%
0051844	0	0.00%	0	0.00%	0	0.00%	0	0.00%
0051988	0	0.00%	0	0.00%	0	0.00%	0	0.00%
0052104	0	0.00%	0	0.00%	0	0.00%	0	0.00%
0052218	0	0.00%	0	0.00%	0	0.00%	0	0.00%
0052342	0	0.00%	0	0.00%	0	0.00%	0	0.00%
0052492	0	0.00%	0	0.00%	0	0.00%	0	0.00%

Precinct	Times Cast	Registered Voters	Undervotes	Overvotes
0052516	963	1,878	402	4
0052627	1,213	1,918	479	2
0052723	1,054	1,719	432	3
0052737	1,037	1,881	412	4
0052868	884	1,564	330	3
0052957	1,045	1,605	388	0
0053014	1,027	1,495	339	0
0053067	841	1,393	329	3
0053137	1,218	1,633	424	1
0053261	1,012	1,716	330	3
0053293	1,065	1,660	433	1
0053391	914	1,456	306	2
0053404	947	1,575	387	4
0053526	754	1,455	286	3
0053594	857	1,559	356	5
0053610	650	1,418	304	2
0053657	562	1,249	258	0
0053903	971	1,456	362	3
0053932	1,278	1,925	465	0
0054279	19	36	4	0
0054713	210	327	74	0
0055016	0	0	0	0
0055203	791	1,491	383	0
0055299	991	1,463	435	1
0055410	638	969	195	0
0056250	964	1,284	310	2
0057019	907	1,913	408	6
0057157	963	1,605	399	3
0057315	864	1,906	468	7
0057402	725	1,562	389	2
0057509	766	1,541	397	4
0057584	903	1,860	466	5
0057660	870	1,492	419	6

Precinct	DAN KAPELOVITZ (G-P)		KEVIN K. KAUL (NPP)	
0052516	2	0.36%	1	0.18%
0052627	2	0.27%	0	0.00%
0052723	5	0.81%	0	0.00%
0052737	5	0.81%	0	0.00%
0052868	1	0.18%	0	0.00%
0052957	1	0.15%	1	0.15%
0053014	1	0.15%	0	0.00%
0053067	0	0.00%	0	0.00%
0053137	2	0.25%	0	0.00%
0053261	4	0.59%	1	0.15%
0053293	2	0.32%	0	0.00%
0053391	1	0.17%	0	0.00%
0053404	4	0.72%	1	0.18%
0053526	3	0.65%	0	0.00%
0053594	2	0.40%	0	0.00%
0053610	2	0.58%	1	0.29%
0053657	5	1.64%	0	0.00%
0053903	1	0.17%	0	0.00%
0053932	6	0.74%	1	0.12%
0054279	0	0.00%	0	0.00%
0054713	1	0.74%	0	0.00%
0055016	0		0	
0055203	4	0.98%	1	0.25%
0055299	2	0.36%	0	0.00%
0055410	1	0.23%	0	0.00%
0056250	1	0.15%	0	0.00%
0057019	1	0.20%	0	0.00%
0057157	0	0.00%	0	0.00%
0057315	1	0.26%	1	0.26%
0057402	3	0.90%	0	0.00%
0057509	1	0.27%	0	0.00%
0057584	1	0.23%	1	0.23%
0057660	7	1.57%	0	0.00%

Precinct	CHAUNCEY "SLIM" KILLENS (REP)		KEVIN KILEY (REP)		PATRICK KILPATRICK (DEM)		ANTHONY TRIMINO (REP)		JOEL VENTRESCA (DEM)		KEVIN L. FAULCONER (REP)		RHONDA FURIN (REP)	
0052516	2	0.36%	25	4.49%	3	0.54%	2	0.36%	17	3.05%	39	7.00%	0	0.00%
0052627	0	0.00%	39	5.33%	6	0.82%	2	0.27%	6	0.82%	54	7.38%	2	0.27%
0052723	0	0.00%	33	5.33%	6	0.97%	2	0.32%	6	0.97%	36	5.82%	1	0.16%
0052737	0	0.00%	22	3.54%	6	0.97%	5	0.81%	6	0.97%	50	8.05%	1	0.16%
0052868	3	0.54%	23	4.17%	0	0.00%	0	0.00%	9	1.63%	28	5.08%	0	0.00%
0052957	6	0.91%	25	3.81%	3	0.46%	2	0.30%	7	1.07%	56	8.52%	0	0.00%
0053014	1	0.15%	45	6.54%	7	1.02%	4	0.58%	12	1.74%	54	7.85%	0	0.00%
0053067	0	0.00%	32	6.29%	4	0.79%	1	0.20%	10	1.96%	45	8.84%	1	0.20%
0053137	0	0.00%	55	6.94%	5	0.63%	4	0.50%	10	1.26%	87	10.97%	0	0.00%
0053261	2	0.29%	36	5.30%	8	1.18%	1	0.15%	27	3.98%	51	7.51%	1	0.15%
0053293	0	0.00%	29	4.60%	7	1.11%	1	0.16%	6	0.95%	43	6.81%	0	0.00%
0053391	0	0.00%	41	6.77%	3	0.50%	2	0.33%	8	1.32%	42	6.93%	1	0.17%
0053404	1	0.18%	41	7.37%	7	1.26%	6	1.08%	3	0.54%	27	4.86%	0	0.00%
0053526	0	0.00%	20	4.30%	4	0.86%	2	0.43%	3	0.65%	30	6.45%	0	0.00%
0053594	0	0.00%	27	5.44%	1	0.20%	5	1.01%	14	2.82%	43	8.67%	0	0.00%
0053610	0	0.00%	10	2.91%	2	0.58%	2	0.58%	9	2.62%	22	6.40%	0	0.00%
0053657	0	0.00%	17	5.59%	2	0.66%	2	0.66%	7	2.30%	20	6.58%	0	0.00%
0053903	0	0.00%	52	8.58%	3	0.50%	2	0.33%	7	1.16%	52	8.58%	2	0.33%
0053932	0	0.00%	47	5.78%	3	0.37%	3	0.37%	20	2.46%	48	5.90%	2	0.25%
0054279	0	0.00%	0	0.00%	0	0.00%	0	0.00%	1	6.67%	1	6.67%	0	0.00%
0054713	2	1.47%	8	5.88%	0	0.00%	0	0.00%	5	3.68%	12	8.82%	0	0.00%
0055016	0		0		0		0		0		0		0	
0055203	1	0.25%	12	2.94%	8	1.96%	1	0.25%	18	4.41%	29	7.11%	0	0.00%
0055299	1	0.18%	28	5.05%	3	0.54%	2	0.36%	16	2.88%	32	5.77%	0	0.00%
0055410	0	0.00%	11	2.48%	1	0.23%	0	0.00%	5	1.13%	39	8.80%	0	0.00%
0056250	0	0.00%	49	7.52%	1	0.15%	0	0.00%	10	1.53%	38	5.83%	0	0.00%
0057019	3	0.61%	23	4.67%	4	0.81%	2	0.41%	5	1.01%	16	3.25%	1	0.20%
0057157	0	0.00%	34	6.06%	9	1.60%	0	0.00%	7	1.25%	29	5.17%	1	0.18%
0057315	0	0.00%	41	10.54%	9	2.31%	2	0.51%	3	0.77%	32	8.23%	2	0.51%
0057402	1	0.30%	19	5.69%	3	0.90%	1	0.30%	9	2.69%	24	7.19%	1	0.30%
0057509	0	0.00%	21	5.75%	6	1.64%	1	0.27%	6	1.64%	32	8.77%	0	0.00%
0057584	0	0.00%	30	6.94%	4	0.93%	1	0.23%	11	2.55%	21	4.86%	2	0.46%
0057660	1	0.22%	17	3.82%	2	0.45%	1	0.22%	13	2.92%	51	11.46%	0	0.00%

Precinct	ROBERT C. NEWMAN II (REP)		DENNIS RICHTER (NPP)		BRANDON M. ROSS (DEM)		SAM L. GALLUCCI (REP)		TED GAINES (REP)		CAITLYN JENNER (REP)		LEO S. ZACKY (REP)	
0052516	2	0.36%	1	0.18%	18	3.23%	0	0.00%	11	1.97%	7	1.26%	0	0.00%
0052627	2	0.27%	0	0.00%	38	5.19%	1	0.14%	9	1.23%	12	1.64%	0	0.00%
0052723	2	0.32%	1	0.16%	24	3.88%	3	0.48%	10	1.62%	5	0.81%	0	0.00%
0052737	0	0.00%	0	0.00%	31	4.99%	0	0.00%	12	1.93%	6	0.97%	0	0.00%
0052868	0	0.00%	0	0.00%	36	6.53%	0	0.00%	7	1.27%	4	0.73%	2	0.36%
0052957	0	0.00%	0	0.00%	37	5.63%	0	0.00%	9	1.37%	6	0.91%	0	0.00%
0053014	2	0.29%	0	0.00%	26	3.78%	5	0.73%	12	1.74%	3	0.44%	0	0.00%
0053067	1	0.20%	0	0.00%	24	4.72%	1	0.20%	9	1.77%	6	1.18%	0	0.00%
0053137	0	0.00%	0	0.00%	32	4.04%	5	0.63%	16	2.02%	12	1.51%	0	0.00%
0053261	0	0.00%	0	0.00%	26	3.83%	7	1.03%	13	1.91%	15	2.21%	1	0.15%
0053293	1	0.16%	3	0.48%	24	3.80%	2	0.32%	14	2.22%	10	1.58%	0	0.00%
0053391	1	0.17%	0	0.00%	28	4.62%	1	0.17%	15	2.48%	9	1.49%	2	0.33%
0053404	2	0.36%	0	0.00%	28	5.04%	0	0.00%	13	2.34%	4	0.72%	0	0.00%
0053526	1	0.22%	1	0.22%	26	5.59%	1	0.22%	7	1.51%	6	1.29%	0	0.00%
0053594	0	0.00%	1	0.20%	43	8.67%	4	0.81%	6	1.21%	3	0.60%	0	0.00%
0053610	1	0.29%	0	0.00%	24	6.98%	2	0.58%	1	0.29%	5	1.45%	0	0.00%
0053657	0	0.00%	0	0.00%	21	6.91%	2	0.66%	7	2.30%	4	1.32%	0	0.00%
0053903	0	0.00%	0	0.00%	27	4.46%	7	1.16%	8	1.32%	4	0.66%	0	0.00%
0053932	1	0.12%	0	0.00%	51	6.27%	0	0.00%	13	1.60%	3	0.37%	0	0.00%
0054279	0	0.00%	0	0.00%	0	0.00%	0	0.00%	0	0.00%	0	0.00%	0	0.00%
0054713	0	0.00%	0	0.00%	6	4.41%	0	0.00%	2	1.47%	1	0.74%	0	0.00%
0055016	0		0		0		0		0		0		0	
0055203	0	0.00%	3	0.74%	28	6.86%	0	0.00%	5	1.23%	6	1.47%	1	0.25%
0055299	5	0.90%	1	0.18%	30	5.41%	4	0.72%	5	0.90%	6	1.08%	0	0.00%
0055410	5	1.13%	0	0.00%	14	3.16%	1	0.23%	11	2.48%	8	1.81%	0	0.00%
0056250	1	0.15%	0	0.00%	21	3.22%	0	0.00%	8	1.23%	5	0.77%	0	0.00%
0057019	5	1.01%	0	0.00%	38	7.71%	1	0.20%	0	0.00%	1	0.20%	0	0.00%
0057157	4	0.71%	0	0.00%	30	5.35%	0	0.00%	9	1.60%	2	0.36%	8	1.43%
0057315	3	0.77%	2	0.51%	23	5.91%	2	0.51%	3	0.77%	4	1.03%	0	0.00%
0057402	5	1.50%	0	0.00%	17	5.09%	0	0.00%	7	2.10%	1	0.30%	0	0.00%
0057509	0	0.00%	0	0.00%	31	8.49%	0	0.00%	6	1.64%	3	0.82%	3	0.82%
0057584	5	1.16%	1	0.23%	31	7.18%	1	0.23%	8	1.85%	6	1.39%	1	0.23%
0057660	1	0.22%	1	0.22%	22	4.94%	2	0.45%	6	1.35%	10	2.25%	0	0.00%

Precinct	JENNY RAE LE ROUX (REP)		DAVID LOZANO (REP)		STEVE CHAVEZ LODGE (REP)		MICHAEL LOEBBS (NPP)		DENIS LUCEY (NPP)		DIEGO MARTINEZ (REP)		JEREMIAH "JEREMY" MARCINIAK (NPP)	
0052516	2	0.36%	1	0.18%	3	0.54%	3	0.54%	3	0.54%	0	0.00%	0	0.00%
0052627	0	0.00%	2	0.27%	1	0.14%	1	0.14%	0	0.00%	0	0.00%	0	0.00%
0052723	2	0.32%	0	0.00%	0	0.00%	2	0.32%	1	0.16%	0	0.00%	0	0.00%
0052737	0	0.00%	2	0.32%	1	0.16%	0	0.00%	0	0.00%	1	0.16%	0	0.00%
0052868	0	0.00%	2	0.36%	0	0.00%	1	0.18%	0	0.00%	0	0.00%	0	0.00%
0052957	0	0.00%	0	0.00%	0	0.00%	4	0.61%	0	0.00%	1	0.15%	0	0.00%
0053014	0	0.00%	0	0.00%	0	0.00%	2	0.29%	0	0.00%	0	0.00%	0	0.00%
0053067	1	0.20%	0	0.00%	1	0.20%	0	0.00%	0	0.00%	1	0.20%	1	0.20%
0053137	2	0.25%	0	0.00%	0	0.00%	1	0.13%	0	0.00%	0	0.00%	0	0.00%
0053261	3	0.44%	0	0.00%	1	0.15%	1	0.15%	0	0.00%	0	0.00%	0	0.00%
0053293	5	0.79%	0	0.00%	0	0.00%	2	0.32%	0	0.00%	2	0.32%	0	0.00%
0053391	1	0.17%	1	0.17%	1	0.17%	3	0.50%	0	0.00%	0	0.00%	0	0.00%
0053404	1	0.18%	0	0.00%	0	0.00%	1	0.18%	0	0.00%	1	0.18%	1	0.18%
0053526	0	0.00%	0	0.00%	2	0.43%	0	0.00%	0	0.00%	0	0.00%	0	0.00%
0053594	3	0.60%	0	0.00%	2	0.40%	1	0.20%	0	0.00%	0	0.00%	0	0.00%
0053610	0	0.00%	0	0.00%	1	0.29%	0	0.00%	0	0.00%	2	0.58%	0	0.00%
0053657	2	0.66%	0	0.00%	1	0.33%	0	0.00%	0	0.00%	0	0.00%	1	0.33%
0053903	1	0.17%	1	0.17%	1	0.17%	2	0.33%	0	0.00%	1	0.17%	0	0.00%
0053932	1	0.12%	0	0.00%	3	0.37%	1	0.12%	0	0.00%	1	0.12%	2	0.25%
0054279	0	0.00%	0	0.00%	0	0.00%	0	0.00%	0	0.00%	0	0.00%	0	0.00%
0054713	0	0.00%	0	0.00%	0	0.00%	0	0.00%	0	0.00%	0	0.00%	0	0.00%
0055016	0		0		0		0		0		0		0	
0055203	1	0.25%	0	0.00%	0	0.00%	2	0.49%	0	0.00%	2	0.49%	0	0.00%
0055299	0	0.00%	0	0.00%	0	0.00%	0	0.00%	0	0.00%	2	0.36%	0	0.00%
0055410	0	0.00%	0	0.00%	0	0.00%	0	0.00%	0	0.00%	2	0.45%	0	0.00%
0056250	2	0.31%	3	0.46%	2	0.31%	0	0.00%	0	0.00%	0	0.00%	0	0.00%
0057019	3	0.61%	1	0.20%	1	0.20%	0	0.00%	1	0.20%	0	0.00%	1	0.20%
0057157	2	0.36%	0	0.00%	2	0.36%	0	0.00%	2	0.36%	0	0.00%	0	0.00%
0057315	0	0.00%	2	0.51%	1	0.26%	4	1.03%	0	0.00%	1	0.26%	0	0.00%
0057402	0	0.00%	1	0.30%	0	0.00%	4	1.20%	0	0.00%	3	0.90%	0	0.00%
0057509	0	0.00%	0	0.00%	0	0.00%	5	1.37%	1	0.27%	1	0.27%	0	0.00%
0057584	0	0.00%	0	0.00%	1	0.23%	0	0.00%	1	0.23%	0	0.00%	0	0.00%
0057660	1	0.22%	0	0.00%	1	0.22%	0	0.00%	0	0.00%	0	0.00%	0	0.00%

Precinct	DANIEL MERCURI (REP)		JACQUELINE MCGOWAN (DEM)		DAVID MOORE (NPP)		DAVID ALEXANDER BRAMANTE (REP)		HOLLY L. BAABE (DEM)		ANGELYNE (NPP)		JAMES G. HANINK (NPP)	
0052516	0	0.00%	19	3.41%	2	0.36%	2	0.36%	10	1.80%	2	0.36%	0	0.00%
0052627	4	0.55%	23	3.14%	0	0.00%	0	0.00%	2	0.27%	3	0.41%	3	0.41%
0052723	1	0.16%	18	2.91%	6	0.97%	0	0.00%	2	0.32%	0	0.00%	0	0.00%
0052737	0	0.00%	20	3.22%	1	0.16%	2	0.32%	7	1.13%	0	0.00%	1	0.16%
0052868	3	0.54%	23	4.17%	1	0.18%	4	0.73%	2	0.36%	0	0.00%	0	0.00%
0052957	0	0.00%	12	1.83%	1	0.15%	0	0.00%	10	1.52%	5	0.76%	0	0.00%
0053014	1	0.15%	18	2.62%	4	0.58%	1	0.15%	9	1.31%	2	0.29%	0	0.00%
0053067	2	0.39%	20	3.93%	1	0.20%	1	0.20%	3	0.59%	3	0.59%	2	0.39%
0053137	1	0.13%	13	1.64%	0	0.00%	0	0.00%	4	0.50%	1	0.13%	0	0.00%
0053261	0	0.00%	16	2.36%	3	0.44%	2	0.29%	8	1.18%	3	0.44%	0	0.00%
0053293	1	0.16%	24	3.80%	1	0.16%	0	0.00%	6	0.95%	2	0.32%	0	0.00%
0053391	0	0.00%	15	2.48%	3	0.50%	1	0.17%	5	0.83%	3	0.50%	0	0.00%
0053404	0	0.00%	15	2.70%	0	0.00%	0	0.00%	5	0.90%	1	0.18%	1	0.18%
0053526	0	0.00%	10	2.15%	2	0.43%	0	0.00%	4	0.86%	1	0.22%	0	0.00%
0053594	0	0.00%	17	3.43%	0	0.00%	0	0.00%	4	0.81%	2	0.40%	0	0.00%
0053610	1	0.29%	16	4.65%	1	0.29%	0	0.00%	6	1.74%	1	0.29%	0	0.00%
0053657	0	0.00%	17	5.59%	1	0.33%	0	0.00%	6	1.97%	2	0.66%	2	0.66%
0053903	1	0.17%	12	1.98%	1	0.17%	1	0.17%	4	0.66%	1	0.17%	0	0.00%
0053932	0	0.00%	25	3.08%	0	0.00%	0	0.00%	3	0.37%	0	0.00%	2	0.25%
0054279	0	0.00%	0	0.00%	0	0.00%	0	0.00%	0	0.00%	0	0.00%	0	0.00%
0054713	2	1.47%	0	0.00%	0	0.00%	0	0.00%	3	2.21%	0	0.00%	0	0.00%
0055016	0		0		0		0		0		0		0	
0055203	0	0.00%	21	5.15%	4	0.98%	1	0.25%	6	1.47%	2	0.49%	1	0.25%
0055299	4	0.72%	16	2.88%	1	0.18%	1	0.18%	1	0.18%	0	0.00%	0	0.00%
0055410	0	0.00%	8	1.81%	1	0.23%	1	0.23%	4	0.90%	0	0.00%	0	0.00%
0056250	0	0.00%	21	3.22%	0	0.00%	0	0.00%	7	1.07%	2	0.31%	0	0.00%
0057019	0	0.00%	23	4.67%	2	0.41%	0	0.00%	6	1.22%	0	0.00%	1	0.20%
0057157	0	0.00%	22	3.92%	1	0.18%	1	0.18%	3	0.53%	0	0.00%	0	0.00%
0057315	0	0.00%	28	7.20%	3	0.77%	0	0.00%	5	1.29%	0	0.00%	1	0.26%
0057402	1	0.30%	13	3.89%	1	0.30%	1	0.30%	2	0.60%	0	0.00%	1	0.30%
0057509	0	0.00%	15	4.11%	3	0.82%	1	0.27%	4	1.10%	2	0.55%	0	0.00%
0057584	3	0.69%	11	2.55%	0	0.00%	0	0.00%	2	0.46%	1	0.23%	0	0.00%
0057660	0	0.00%	13	2.92%	0	0.00%	0	0.00%	7	1.57%	1	0.22%	1	0.22%

Precinct	DAVID HILLBERG (REP)		JEFF HEWITT (LIB)		JOHN R. DRAKE (DEM)		LARRY A. ELDER (REP)		KEVIN PAFFRATH (DEM)		ADAM PAPAGAN (NPP)		ARMANDO "MANDO" PEREZ- SERRATO (DEM)	
0052516	0	0.00%	4	0.72%	7	1.26%	275	49.37%	30	5.39%	2	0.36%	3	0.54%
0052627	0	0.00%	7	0.96%	6	0.82%	384	52.46%	50	6.83%	0	0.00%	5	0.68%
0052723	0	0.00%	3	0.48%	2	0.32%	352	56.87%	31	5.01%	1	0.16%	8	1.29%
0052737	0	0.00%	4	0.64%	5	0.81%	323	52.01%	41	6.60%	0	0.00%	5	0.81%
0052868	0	0.00%	7	1.27%	1	0.18%	288	52.27%	47	8.53%	0	0.00%	3	0.54%
0052957	0	0.00%	5	0.76%	4	0.61%	354	53.88%	56	8.52%	0	0.00%	3	0.46%
0053014	0	0.00%	3	0.44%	2	0.29%	380	55.23%	46	6.69%	1	0.15%	2	0.29%
0053067	0	0.00%	11	2.16%	5	0.98%	232	45.58%	42	8.25%	1	0.20%	0	0.00%
0053137	0	0.00%	4	0.50%	1	0.13%	405	51.07%	51	6.43%	0	0.00%	5	0.63%
0053261	0	0.00%	5	0.74%	6	0.88%	313	46.10%	53	7.81%	0	0.00%	2	0.29%
0053293	0	0.00%	7	1.11%	4	0.63%	305	48.34%	56	8.87%	0	0.00%	2	0.32%
0053391	0	0.00%	5	0.83%	2	0.33%	327	53.96%	35	5.78%	0	0.00%	1	0.17%
0053404	0	0.00%	1	0.18%	5	0.90%	294	52.88%	35	6.29%	0	0.00%	0	0.00%
0053526	0	0.00%	4	0.86%	3	0.65%	252	54.19%	26	5.59%	0	0.00%	2	0.43%
0053594	0	0.00%	4	0.81%	6	1.21%	211	42.54%	56	11.29%	0	0.00%	6	1.21%
0053610	0	0.00%	2	0.58%	6	1.74%	167	48.55%	26	7.56%	0	0.00%	2	0.58%
0053657	0	0.00%	5	1.64%	1	0.33%	113	37.17%	37	12.17%	0	0.00%	2	0.66%
0053903	1	0.17%	3	0.50%	4	0.66%	321	52.97%	44	7.26%	1	0.17%	0	0.00%
0053932	0	0.00%	3	0.37%	5	0.62%	455	55.97%	61	7.50%	0	0.00%	0	0.00%
0054279	0	0.00%	0	0.00%	0	0.00%	12	80.00%	1	6.67%	0	0.00%	0	0.00%
0054713	0	0.00%	0	0.00%	0	0.00%	74	54.41%	4	2.94%	0	0.00%	0	0.00%
0055016	0		0		0		0		0		0		0	
0055203	1	0.25%	2	0.49%	5	1.23%	151	37.01%	41	10.05%	0	0.00%	5	1.23%
0055299	0	0.00%	0	0.00%	4	0.72%	284	51.17%	50	9.01%	0	0.00%	4	0.72%
0055410	0	0.00%	1	0.23%	1	0.23%	259	58.47%	13	2.93%	0	0.00%	4	0.90%
0056250	0	0.00%	5	0.77%	5	0.77%	400	61.35%	41	6.29%	0	0.00%	2	0.31%
0057019	1	0.20%	5	1.01%	2	0.41%	244	49.49%	44	8.92%	0	0.00%	9	1.83%
0057157	2	0.36%	1	0.18%	1	0.18%	281	50.09%	38	6.77%	0	0.00%	0	0.00%
0057315	0	0.00%	0	0.00%	0	0.00%	118	30.33%	42	10.80%	0	0.00%	3	0.77%
0057402	2	0.60%	1	0.30%	3	0.90%	133	39.82%	36	10.78%	0	0.00%	6	1.80%
0057509	1	0.27%	1	0.27%	2	0.55%	161	44.11%	24	6.58%	0	0.00%	1	0.27%
0057584	0	0.00%	2	0.46%	2	0.46%	152	35.19%	51	11.81%	0	0.00%	12	2.78%
0057660	0	0.00%	3	0.67%	11	2.47%	207	46.52%	32	7.19%	0	0.00%	2	0.45%

Precinct	JOHN COX (REP)		HEATHER COLLINS (G-P)		DANIEL WATTS (DEM)		NICKOLAS WILDSTAR (REP)		SARAH STEPHENS (REP)		DENVER STONER (REP)		JOE M. SYMMON (REP)	
0052516	30	5.39%	6	1.08%	10	1.80%	0	0.00%	2	0.36%	0	0.00%	0	0.00%
0052627	26	3.55%	13	1.78%	17	2.32%	1	0.14%	0	0.00%	0	0.00%	0	0.00%
0052723	23	3.72%	3	0.48%	20	3.23%	0	0.00%	0	0.00%	2	0.32%	0	0.00%
0052737	32	5.15%	3	0.48%	9	1.45%	2	0.32%	0	0.00%	3	0.48%	2	0.32%
0052868	30	5.44%	1	0.18%	11	2.00%	0	0.00%	2	0.36%	2	0.36%	0	0.00%
0052957	22	3.35%	3	0.46%	13	1.98%	0	0.00%	0	0.00%	0	0.00%	0	0.00%
0053014	24	3.49%	7	1.02%	7	1.02%	1	0.15%	1	0.15%	0	0.00%	0	0.00%
0053067	27	5.30%	3	0.59%	9	1.77%	0	0.00%	1	0.20%	3	0.59%	0	0.00%
0053137	45	5.67%	6	0.76%	16	2.02%	0	0.00%	0	0.00%	2	0.25%	0	0.00%
0053261	34	5.01%	7	1.03%	21	3.09%	0	0.00%	1	0.15%	0	0.00%	0	0.00%
0053293	30	4.75%	2	0.32%	21	3.33%	1	0.16%	1	0.16%	2	0.32%	0	0.00%
0053391	30	4.95%	0	0.00%	13	2.15%	1	0.17%	0	0.00%	1	0.17%	0	0.00%
0053404	30	5.40%	2	0.36%	15	2.70%	0	0.00%	0	0.00%	1	0.18%	0	0.00%
0053526	23	4.95%	2	0.43%	23	4.95%	1	0.22%	0	0.00%	0	0.00%	0	0.00%
0053594	20	4.03%	5	1.01%	8	1.61%	0	0.00%	0	0.00%	1	0.20%	0	0.00%
0053610	19	5.52%	2	0.58%	6	1.74%	0	0.00%	0	0.00%	0	0.00%	0	0.00%
0053657	13	4.28%	1	0.33%	7	2.30%	0	0.00%	1	0.33%	1	0.33%	0	0.00%
0053903	23	3.80%	1	0.17%	13	2.15%	0	0.00%	0	0.00%	1	0.17%	0	0.00%
0053932	30	3.69%	1	0.12%	14	1.72%	0	0.00%	0	0.00%	2	0.25%	0	0.00%
0054279	0	0.00%	0	0.00%	0	0.00%	0	0.00%	0	0.00%	0	0.00%	0	0.00%
0054713	14	10.29%	0	0.00%	2	1.47%	0	0.00%	0	0.00%	0	0.00%	0	0.00%
0055016	0		0		0		0		0		0		0	
0055203	11	2.70%	3	0.74%	19	4.66%	0	0.00%	1	0.25%	0	0.00%	0	0.00%
0055299	34	6.13%	3	0.54%	10	1.80%	0	0.00%	1	0.18%	1	0.18%	0	0.00%
0055410	32	7.22%	2	0.45%	5	1.13%	0	0.00%	0	0.00%	2	0.45%	0	0.00%
0056250	15	2.30%	2	0.31%	4	0.61%	0	0.00%	1	0.15%	3	0.46%	0	0.00%
0057019	20	4.06%	4	0.81%	13	2.64%	3	0.61%	1	0.20%	3	0.61%	0	0.00%
0057157	50	8.91%	4	0.71%	5	0.89%	0	0.00%	0	0.00%	1	0.18%	0	0.00%
0057315	23	5.91%	2	0.51%	14	3.60%	0	0.00%	3	0.77%	1	0.26%	0	0.00%
0057402	10	2.99%	1	0.30%	11	3.29%	0	0.00%	0	0.00%	2	0.60%	0	0.00%
0057509	16	4.38%	0	0.00%	9	2.47%	0	0.00%	0	0.00%	0	0.00%	0	0.00%
0057584	17	3.94%	0	0.00%	35	8.10%	0	0.00%	0	0.00%	1	0.23%	0	0.00%
0057660	11	2.47%	6	1.35%	10	2.25%	0	0.00%	0	0.00%	1	0.22%	0	0.00%

Precinct	MAJOR SINGH (NPP)		DOUG OSE (REP)		Write-in		Total Votes	ROXANNE Qualified Write In		STACY SMITH Qualified Write In		MAJOR WILLIAMS Qualified Write In	
0052516	2	0.36%	9	1.62%	0	0.00%	557	0	0.00%	0	0.00%	0	0.00%
0052627	0	0.00%	9	1.23%	2	0.27%	732	0	0.00%	0	0.00%	2	0.27%
0052723	1	0.16%	5	0.81%	2	0.32%	619	0	0.00%	0	0.00%	2	0.32%
0052737	0	0.00%	12	1.93%	1	0.16%	621	0	0.00%	0	0.00%	1	0.16%
0052868	0	0.00%	5	0.91%	5	0.91%	551	0	0.00%	0	0.00%	5	0.91%
0052957	0	0.00%	9	1.37%	2	0.30%	657	0	0.00%	0	0.00%	2	0.30%
0053014	0	0.00%	5	0.73%	0	0.00%	688	0	0.00%	0	0.00%	0	0.00%
0053067	1	0.20%	4	0.79%	0	0.00%	509	0	0.00%	0	0.00%	0	0.00%
0053137	0	0.00%	7	0.88%	1	0.13%	793	0	0.00%	0	0.00%	1	0.13%
0053261	0	0.00%	6	0.88%	1	0.15%	679	0	0.00%	0	0.00%	1	0.15%
0053293	1	0.16%	13	2.06%	1	0.16%	631	0	0.00%	0	0.00%	1	0.16%
0053391	1	0.17%	3	0.50%	0	0.00%	606	0	0.00%	0	0.00%	0	0.00%
0053404	1	0.18%	3	0.54%	6	1.08%	556	0	0.00%	0	0.00%	6	1.08%
0053526	1	0.22%	5	1.08%	0	0.00%	465	0	0.00%	0	0.00%	0	0.00%
0053594	0	0.00%	1	0.20%	0	0.00%	496	0	0.00%	0	0.00%	0	0.00%
0053610	1	0.29%	4	1.16%	0	0.00%	344	0	0.00%	0	0.00%	0	0.00%
0053657	3	0.99%	0	0.00%	1	0.33%	304	0	0.00%	0	0.00%	1	0.33%
0053903	0	0.00%	2	0.33%	1	0.17%	606	0	0.00%	0	0.00%	1	0.17%
0053932	0	0.00%	4	0.49%	2	0.25%	813	0	0.00%	0	0.00%	2	0.25%
0054279	0	0.00%	0	0.00%	0	0.00%	15	0	0.00%	0	0.00%	0	0.00%
0054713	0	0.00%	0	0.00%	0	0.00%	136	0	0.00%	0	0.00%	0	0.00%
0055016	0		0		0		0	0		0		0	
0055203	6	1.47%	5	1.23%	1	0.25%	408	0	0.00%	0	0.00%	1	0.25%
0055299	1	0.18%	2	0.36%	1	0.18%	555	0	0.00%	0	0.00%	1	0.18%
0055410	1	0.23%	11	2.48%	0	0.00%	443	0	0.00%	0	0.00%	0	0.00%
0056250	1	0.15%	2	0.31%	0	0.00%	652	0	0.00%	0	0.00%	0	0.00%
0057019	1	0.20%	4	0.81%	0	0.00%	493	0	0.00%	0	0.00%	0	0.00%
0057157	1	0.18%	10	1.78%	1	0.18%	561	0	0.00%	0	0.00%	1	0.18%
0057315	6	1.54%	4	1.03%	0	0.00%	389	0	0.00%	0	0.00%	0	0.00%
0057402	6	1.80%	5	1.50%	0	0.00%	334	0	0.00%	0	0.00%	0	0.00%
0057509	1	0.27%	5	1.37%	2	0.55%	365	0	0.00%	0	0.00%	2	0.55%
0057584	15	3.47%	2	0.46%	0	0.00%	432	0	0.00%	0	0.00%	0	0.00%
0057660	1	0.22%	3	0.67%	0	0.00%	445	0	0.00%	0	0.00%	0	0.00%

Precinct	THUY E. HUGENS Qualified Write In		MIKI HABRYN Qualified Write In		VINCE LUNDGREN Qualified Write In		VIVEK B. MOHAN Qualified Write In	
0052516	0	0.00%	0	0.00%	0	0.00%	0	0.00%
0052627	0	0.00%	0	0.00%	0	0.00%	0	0.00%
0052723	0	0.00%	0	0.00%	0	0.00%	0	0.00%
0052737	0	0.00%	0	0.00%	0	0.00%	0	0.00%
0052868	0	0.00%	0	0.00%	0	0.00%	0	0.00%
0052957	0	0.00%	0	0.00%	0	0.00%	0	0.00%
0053014	0	0.00%	0	0.00%	0	0.00%	0	0.00%
0053067	0	0.00%	0	0.00%	0	0.00%	0	0.00%
0053137	0	0.00%	0	0.00%	0	0.00%	0	0.00%
0053261	0	0.00%	0	0.00%	0	0.00%	0	0.00%
0053293	0	0.00%	0	0.00%	0	0.00%	0	0.00%
0053391	0	0.00%	0	0.00%	0	0.00%	0	0.00%
0053404	0	0.00%	0	0.00%	0	0.00%	0	0.00%
0053526	0	0.00%	0	0.00%	0	0.00%	0	0.00%
0053594	0	0.00%	0	0.00%	0	0.00%	0	0.00%
0053610	0	0.00%	0	0.00%	0	0.00%	0	0.00%
0053657	0	0.00%	0	0.00%	0	0.00%	0	0.00%
0053903	0	0.00%	0	0.00%	0	0.00%	0	0.00%
0053932	0	0.00%	0	0.00%	0	0.00%	0	0.00%
0054279	0	0.00%	0	0.00%	0	0.00%	0	0.00%
0054713	0	0.00%	0	0.00%	0	0.00%	0	0.00%
0055016	0		0		0		0	
0055203	0	0.00%	0	0.00%	0	0.00%	0	0.00%
0055299	0	0.00%	0	0.00%	0	0.00%	0	0.00%
0055410	0	0.00%	0	0.00%	0	0.00%	0	0.00%
0056250	0	0.00%	0	0.00%	0	0.00%	0	0.00%
0057019	0	0.00%	0	0.00%	0	0.00%	0	0.00%
0057157	0	0.00%	0	0.00%	0	0.00%	0	0.00%
0057315	0	0.00%	0	0.00%	0	0.00%	0	0.00%
0057402	0	0.00%	0	0.00%	0	0.00%	0	0.00%
0057509	0	0.00%	0	0.00%	0	0.00%	0	0.00%
0057584	0	0.00%	0	0.00%	0	0.00%	0	0.00%
0057660	0	0.00%	0	0.00%	0	0.00%	0	0.00%

Precinct	Times Cast	Registered Voters	Undervotes	Overvotes
0057761	655	1,147	382	4
0057825	834	1,618	453	7
0057862	885	1,527	435	1
0057947	679	1,237	349	4
0058033	1,069	1,624	565	6
0058231	876	1,420	395	0
0058346	1,026	1,681	436	0
0058437	1,087	1,829	450	2
0058460	785	1,312	338	6
0058782	780	1,405	372	4
0058828	910	1,724	502	1
0058925	715	1,280	349	1
0059352	876	1,399	370	4
0059398	820	1,343	348	5
0059519	896	1,321	382	1
0059677	1,289	1,703	508	0
0061020	392	539	158	3
0061124	1,149	1,325	422	1
0061137	1,379	1,627	507	3
0061198	1,339	1,878	521	0
0061263	1,270	1,675	461	0
0061312	6	11	3	0
0061411	858	1,277	326	2
0061983	545	817	191	1
0062479	2	2	0	0
0062755	610	785	141	2
0063106	563	832	225	0
0063403	0	0	0	0
0063814	1,136	1,480	289	0
0064012	1,004	1,563	393	1
0064230	872	1,372	359	0
0064286	1,162	1,710	401	3
0064427	933	1,427	386	3

Precinct	DAN KAPELOVITZ (G-P)		KEVIN K. KAUL (NPP)	
0057761	2	0.74%	0	0.00%
0057825	1	0.27%	0	0.00%
0057862	3	0.67%	0	0.00%
0057947	0	0.00%	0	0.00%
0058033	4	0.80%	0	0.00%
0058231	4	0.83%	0	0.00%
0058346	7	1.19%	0	0.00%
0058437	1	0.16%	0	0.00%
0058460	0	0.00%	0	0.00%
0058782	3	0.74%	0	0.00%
0058828	4	0.98%	0	0.00%
0058925	0	0.00%	0	0.00%
0059352	0	0.00%	0	0.00%
0059398	2	0.43%	4	0.86%
0059519	4	0.78%	0	0.00%
0059677	3	0.38%	0	0.00%
0061020	0	0.00%	0	0.00%
0061124	1	0.14%	1	0.14%
0061137	4	0.46%	0	0.00%
0061198	4	0.49%	0	0.00%
0061263	5	0.62%	0	0.00%
0061312	0	0.00%	0	0.00%
0061411	1	0.19%	0	0.00%
0061983	0	0.00%	0	0.00%
0062479	0	0.00%	0	0.00%
0062755	0	0.00%	0	0.00%
0063106	1	0.30%	1	0.30%
0063403	0		0	
0063814	0	0.00%	2	0.24%
0064012	1	0.16%	0	0.00%
0064230	0	0.00%	0	0.00%
0064286	6	0.79%	0	0.00%
0064427	6	1.10%	1	0.18%

Precinct	CHAUNCEY "SLIM" KILLENS (REP)		KEVIN KILEY (REP)		PATRICK KILPATRICK (DEM)		ANTHONY TRIMINO (REP)		JOEL VENTRESCA (DEM)		KEVIN L. FAULCONER (REP)		RHONDA FURIN (REP)	
0057761	0	0.00%	12	4.46%	9	3.35%	0	0.00%	5	1.86%	24	8.92%	0	0.00%
0057825	0	0.00%	18	4.81%	4	1.07%	1	0.27%	8	2.14%	24	6.42%	3	0.80%
0057862	0	0.00%	29	6.46%	3	0.67%	0	0.00%	15	3.34%	31	6.90%	3	0.67%
0057947	0	0.00%	18	5.52%	5	1.53%	1	0.31%	15	4.60%	22	6.75%	0	0.00%
0058033	0	0.00%	19	3.82%	8	1.61%	0	0.00%	7	1.41%	42	8.43%	0	0.00%
0058231	0	0.00%	37	7.69%	6	1.25%	3	0.62%	2	0.42%	49	10.19%	1	0.21%
0058346	1	0.17%	33	5.59%	1	0.17%	1	0.17%	13	2.20%	37	6.27%	0	0.00%
0058437	0	0.00%	50	7.87%	8	1.26%	0	0.00%	11	1.73%	51	8.03%	0	0.00%
0058460	0	0.00%	35	7.94%	6	1.36%	0	0.00%	9	2.04%	38	8.62%	0	0.00%
0058782	0	0.00%	22	5.45%	2	0.50%	0	0.00%	11	2.72%	25	6.19%	0	0.00%
0058828	0	0.00%	23	5.65%	1	0.25%	0	0.00%	8	1.97%	35	8.60%	0	0.00%
0058925	0	0.00%	17	4.66%	1	0.27%	1	0.27%	9	2.47%	30	8.22%	1	0.27%
0059352	1	0.20%	24	4.78%	0	0.00%	1	0.20%	7	1.39%	45	8.96%	0	0.00%
0059398	0	0.00%	30	6.42%	2	0.43%	7	1.50%	16	3.43%	34	7.28%	0	0.00%
0059519	0	0.00%	25	4.87%	0	0.00%	0	0.00%	14	2.73%	53	10.33%	1	0.19%
0059677	1	0.13%	54	6.91%	4	0.51%	3	0.38%	19	2.43%	113	14.47%	0	0.00%
0061020	0	0.00%	16	6.93%	1	0.43%	0	0.00%	3	1.30%	30	12.99%	0	0.00%
0061124	0	0.00%	55	7.58%	5	0.69%	0	0.00%	10	1.38%	105	14.46%	0	0.00%
0061137	0	0.00%	65	7.48%	4	0.46%	0	0.00%	12	1.38%	131	15.07%	0	0.00%
0061198	0	0.00%	67	8.19%	4	0.49%	0	0.00%	8	0.98%	95	11.61%	0	0.00%
0061263	1	0.12%	68	8.41%	3	0.37%	0	0.00%	23	2.84%	99	12.24%	0	0.00%
0061312	0	0.00%	0	0.00%	0	0.00%	0	0.00%	0	0.00%	0	0.00%	0	0.00%
0061411	0	0.00%	44	8.30%	1	0.19%	1	0.19%	16	3.02%	44	8.30%	0	0.00%
0061983	0	0.00%	24	6.80%	0	0.00%	3	0.85%	9	2.55%	23	6.52%	0	0.00%
0062479	0	0.00%	0	0.00%	0	0.00%	0	0.00%	0	0.00%	0	0.00%	0	0.00%
0062755	0	0.00%	43	9.21%	3	0.64%	0	0.00%	9	1.93%	33	7.07%	1	0.21%
0063106	0	0.00%	31	9.17%	5	1.48%	2	0.59%	15	4.44%	37	10.95%	2	0.59%
0063403	0		0		0		0		0		0		0	
0063814	1	0.12%	69	8.15%	2	0.24%	1	0.12%	2	0.24%	80	9.45%	1	0.12%
0064012	0	0.00%	37	6.07%	2	0.33%	4	0.66%	19	3.11%	42	6.89%	2	0.33%
0064230	1	0.19%	27	5.26%	4	0.78%	0	0.00%	7	1.36%	42	8.19%	0	0.00%
0064286	0	0.00%	36	4.75%	7	0.92%	0	0.00%	11	1.45%	63	8.31%	0	0.00%
0064427	0	0.00%	34	6.25%	7	1.29%	2	0.37%	11	2.02%	46	8.46%	0	0.00%

Precinct	ROBERT C. NEWMAN II (REP)		DENNIS RICHTER (NPP)		BRANDON M. ROSS (DEM)		SAM L. GALLUCCI (REP)		TED GAINES (REP)		CAITLYN JENNER (REP)		LEO S. ZACKY (REP)	
0057761	1	0.37%	0	0.00%	22	8.18%	0	0.00%	1	0.37%	3	1.12%	0	0.00%
0057825	2	0.53%	3	0.80%	23	6.15%	1	0.27%	8	2.14%	3	0.80%	0	0.00%
0057862	0	0.00%	0	0.00%	37	8.24%	4	0.89%	4	0.89%	9	2.00%	0	0.00%
0057947	2	0.61%	1	0.31%	32	9.82%	0	0.00%	6	1.84%	2	0.61%	0	0.00%
0058033	0	0.00%	0	0.00%	42	8.43%	1	0.20%	6	1.20%	8	1.61%	0	0.00%
0058231	0	0.00%	0	0.00%	31	6.44%	0	0.00%	2	0.42%	5	1.04%	0	0.00%
0058346	2	0.34%	1	0.17%	25	4.24%	2	0.34%	12	2.03%	5	0.85%	0	0.00%
0058437	5	0.79%	3	0.47%	45	7.09%	1	0.16%	9	1.42%	4	0.63%	0	0.00%
0058460	0	0.00%	1	0.23%	24	5.44%	1	0.23%	16	3.63%	6	1.36%	0	0.00%
0058782	1	0.25%	0	0.00%	19	4.70%	1	0.25%	7	1.73%	4	0.99%	0	0.00%
0058828	1	0.25%	3	0.74%	30	7.37%	0	0.00%	5	1.23%	6	1.47%	0	0.00%
0058925	1	0.27%	0	0.00%	19	5.21%	0	0.00%	4	1.10%	3	0.82%	0	0.00%
0059352	1	0.20%	0	0.00%	31	6.18%	0	0.00%	10	1.99%	7	1.39%	0	0.00%
0059398	0	0.00%	0	0.00%	21	4.50%	0	0.00%	8	1.71%	6	1.28%	0	0.00%
0059519	1	0.19%	0	0.00%	32	6.24%	0	0.00%	8	1.56%	5	0.97%	0	0.00%
0059677	0	0.00%	1	0.13%	40	5.12%	0	0.00%	14	1.79%	2	0.26%	0	0.00%
0061020	0	0.00%	0	0.00%	4	1.73%	3	1.30%	8	3.46%	3	1.30%	0	0.00%
0061124	0	0.00%	0	0.00%	37	5.10%	0	0.00%	21	2.89%	3	0.41%	0	0.00%
0061137	0	0.00%	0	0.00%	48	5.52%	0	0.00%	16	1.84%	6	0.69%	0	0.00%
0061198	1	0.12%	0	0.00%	35	4.28%	1	0.12%	25	3.06%	9	1.10%	0	0.00%
0061263	1	0.12%	0	0.00%	55	6.80%	0	0.00%	17	2.10%	5	0.62%	0	0.00%
0061312	0	0.00%	0	0.00%	0	0.00%	0	0.00%	0	0.00%	0	0.00%	0	0.00%
0061411	2	0.38%	0	0.00%	30	5.66%	2	0.38%	15	2.83%	1	0.19%	0	0.00%
0061983	2	0.57%	1	0.28%	23	6.52%	0	0.00%	2	0.57%	7	1.98%	0	0.00%
0062479	0	0.00%	0	0.00%	0	0.00%	0	0.00%	0	0.00%	0	0.00%	0	0.00%
0062755	0	0.00%	0	0.00%	12	2.57%	0	0.00%	4	0.86%	2	0.43%	0	0.00%
0063106	0	0.00%	0	0.00%	22	6.51%	0	0.00%	5	1.48%	2	0.59%	0	0.00%
0063403	0		0		0		0		0		0		0	
0063814	1	0.12%	1	0.12%	22	2.60%	0	0.00%	15	1.77%	9	1.06%	0	0.00%
0064012	3	0.49%	1	0.16%	48	7.87%	2	0.33%	6	0.98%	9	1.48%	0	0.00%
0064230	0	0.00%	0	0.00%	38	7.41%	0	0.00%	4	0.78%	7	1.36%	0	0.00%
0064286	1	0.13%	1	0.13%	38	5.01%	2	0.26%	7	0.92%	9	1.19%	0	0.00%
0064427	0	0.00%	0	0.00%	30	5.51%	0	0.00%	8	1.47%	5	0.92%	0	0.00%

Precinct	JENNY RAE LE ROUX (REP)		DAVID LOZANO (REP)		STEVE CHAVEZ LODGE (REP)		MICHAEL LOEBBS (NPP)		DENIS LUCEY (NPP)		DIEGO MARTINEZ (REP)		JEREMIAH "JEREMY" MARCINIAK (NPP)	
0057761	0	0.00%	1	0.37%	2	0.74%	0	0.00%	0	0.00%	0	0.00%	0	0.00%
0057825	1	0.27%	1	0.27%	0	0.00%	0	0.00%	0	0.00%	0	0.00%	0	0.00%
0057862	1	0.22%	2	0.45%	1	0.22%	0	0.00%	1	0.22%	0	0.00%	0	0.00%
0057947	2	0.61%	1	0.31%	0	0.00%	2	0.61%	1	0.31%	1	0.31%	0	0.00%
0058033	2	0.40%	2	0.40%	1	0.20%	5	1.00%	0	0.00%	0	0.00%	0	0.00%
0058231	1	0.21%	2	0.42%	0	0.00%	1	0.21%	0	0.00%	0	0.00%	0	0.00%
0058346	0	0.00%	4	0.68%	1	0.17%	3	0.51%	1	0.17%	0	0.00%	0	0.00%
0058437	0	0.00%	2	0.31%	1	0.16%	1	0.16%	0	0.00%	0	0.00%	0	0.00%
0058460	1	0.23%	0	0.00%	1	0.23%	2	0.45%	1	0.23%	0	0.00%	0	0.00%
0058782	0	0.00%	2	0.50%	0	0.00%	0	0.00%	0	0.00%	1	0.25%	0	0.00%
0058828	0	0.00%	0	0.00%	2	0.49%	1	0.25%	2	0.49%	0	0.00%	0	0.00%
0058925	0	0.00%	1	0.27%	0	0.00%	5	1.37%	0	0.00%	0	0.00%	0	0.00%
0059352	2	0.40%	0	0.00%	1	0.20%	1	0.20%	0	0.00%	0	0.00%	0	0.00%
0059398	2	0.43%	0	0.00%	0	0.00%	0	0.00%	0	0.00%	0	0.00%	1	0.21%
0059519	0	0.00%	2	0.39%	0	0.00%	0	0.00%	0	0.00%	2	0.39%	0	0.00%
0059677	1	0.13%	0	0.00%	0	0.00%	3	0.38%	0	0.00%	3	0.38%	0	0.00%
0061020	0	0.00%	0	0.00%	0	0.00%	0	0.00%	0	0.00%	0	0.00%	0	0.00%
0061124	0	0.00%	0	0.00%	1	0.14%	0	0.00%	0	0.00%	0	0.00%	0	0.00%
0061137	2	0.23%	0	0.00%	0	0.00%	0	0.00%	0	0.00%	0	0.00%	0	0.00%
0061198	1	0.12%	1	0.12%	0	0.00%	5	0.61%	1	0.12%	0	0.00%	0	0.00%
0061263	1	0.12%	0	0.00%	0	0.00%	0	0.00%	0	0.00%	0	0.00%	0	0.00%
0061312	0	0.00%	0	0.00%	0	0.00%	0	0.00%	0	0.00%	0	0.00%	0	0.00%
0061411	4	0.75%	0	0.00%	2	0.38%	2	0.38%	0	0.00%	0	0.00%	0	0.00%
0061983	0	0.00%	2	0.57%	0	0.00%	0	0.00%	0	0.00%	1	0.28%	0	0.00%
0062479	0	0.00%	0	0.00%	0	0.00%	0	0.00%	0	0.00%	0	0.00%	0	0.00%
0062755	0	0.00%	0	0.00%	2	0.43%	1	0.21%	0	0.00%	0	0.00%	0	0.00%
0063106	1	0.30%	0	0.00%	0	0.00%	2	0.59%	0	0.00%	0	0.00%	0	0.00%
0063403	0		0		0		0		0		0		0	
0063814	0	0.00%	0	0.00%	1	0.12%	0	0.00%	0	0.00%	0	0.00%	0	0.00%
0064012	1	0.16%	0	0.00%	0	0.00%	2	0.33%	1	0.16%	0	0.00%	0	0.00%
0064230	1	0.19%	1	0.19%	3	0.58%	1	0.19%	0	0.00%	1	0.19%	1	0.19%
0064286	2	0.26%	2	0.26%	3	0.40%	1	0.13%	0	0.00%	1	0.13%	0	0.00%
0064427	1	0.18%	0	0.00%	0	0.00%	6	1.10%	0	0.00%	0	0.00%	0	0.00%

Precinct	DANIEL MERCURI (REP)		JACQUELINE MCGOWAN (DEM)		DAVID MOORE (NPP)		DAVID ALEXANDER BRAMANTE (REP)		HOLLY L. BAABE (DEM)		ANGELYNE (NPP)		JAMES G. HANINK (NPP)	
0057761	0	0.00%	22	8.18%	2	0.74%	0	0.00%	1	0.37%	1	0.37%	0	0.00%
0057825	0	0.00%	19	5.08%	2	0.53%	1	0.27%	8	2.14%	1	0.27%	0	0.00%
0057862	0	0.00%	16	3.56%	2	0.45%	1	0.22%	7	1.56%	2	0.45%	1	0.22%
0057947	0	0.00%	9	2.76%	0	0.00%	0	0.00%	2	0.61%	3	0.92%	0	0.00%
0058033	0	0.00%	12	2.41%	2	0.40%	2	0.40%	6	1.20%	0	0.00%	1	0.20%
0058231	1	0.21%	13	2.70%	1	0.21%	0	0.00%	8	1.66%	3	0.62%	0	0.00%
0058346	0	0.00%	17	2.88%	1	0.17%	0	0.00%	6	1.02%	0	0.00%	1	0.17%
0058437	1	0.16%	24	3.78%	1	0.16%	0	0.00%	3	0.47%	1	0.16%	1	0.16%
0058460	0	0.00%	6	1.36%	0	0.00%	0	0.00%	14	3.17%	0	0.00%	0	0.00%
0058782	1	0.25%	5	1.24%	2	0.50%	0	0.00%	6	1.49%	1	0.25%	0	0.00%
0058828	1	0.25%	16	3.93%	1	0.25%	0	0.00%	5	1.23%	0	0.00%	1	0.25%
0058925	0	0.00%	8	2.19%	0	0.00%	0	0.00%	3	0.82%	0	0.00%	0	0.00%
0059352	0	0.00%	8	1.59%	3	0.60%	2	0.40%	4	0.80%	0	0.00%	0	0.00%
0059398	0	0.00%	8	1.71%	0	0.00%	0	0.00%	4	0.86%	0	0.00%	0	0.00%
0059519	0	0.00%	9	1.75%	3	0.58%	0	0.00%	4	0.78%	0	0.00%	0	0.00%
0059677	0	0.00%	5	0.64%	0	0.00%	0	0.00%	2	0.26%	3	0.38%	0	0.00%
0061020	0	0.00%	1	0.43%	0	0.00%	0	0.00%	0	0.00%	1	0.43%	0	0.00%
0061124	1	0.14%	4	0.55%	1	0.14%	0	0.00%	7	0.96%	2	0.28%	0	0.00%
0061137	0	0.00%	10	1.15%	0	0.00%	0	0.00%	3	0.35%	5	0.58%	0	0.00%
0061198	1	0.12%	12	1.47%	0	0.00%	0	0.00%	10	1.22%	8	0.98%	0	0.00%
0061263	0	0.00%	17	2.10%	0	0.00%	1	0.12%	6	0.74%	1	0.12%	0	0.00%
0061312	0	0.00%	0	0.00%	0	0.00%	0	0.00%	0	0.00%	0	0.00%	0	0.00%
0061411	0	0.00%	12	2.26%	2	0.38%	1	0.19%	3	0.57%	0	0.00%	0	0.00%
0061983	0	0.00%	8	2.27%	1	0.28%	0	0.00%	4	1.13%	3	0.85%	1	0.28%
0062479	0	0.00%	0	0.00%	0	0.00%	0	0.00%	0	0.00%	0	0.00%	0	0.00%
0062755	0	0.00%	1	0.21%	2	0.43%	0	0.00%	0	0.00%	0	0.00%	0	0.00%
0063106	0	0.00%	6	1.78%	1	0.30%	0	0.00%	1	0.30%	1	0.30%	0	0.00%
0063403	0		0		0		0		0		0		0	
0063814	0	0.00%	7	0.83%	0	0.00%	0	0.00%	4	0.47%	0	0.00%	0	0.00%
0064012	0	0.00%	22	3.61%	0	0.00%	4	0.66%	3	0.49%	1	0.16%	1	0.16%
0064230	0	0.00%	14	2.73%	1	0.19%	0	0.00%	5	0.97%	0	0.00%	2	0.39%
0064286	2	0.26%	16	2.11%	1	0.13%	2	0.26%	3	0.40%	1	0.13%	1	0.13%
0064427	0	0.00%	6	1.10%	0	0.00%	0	0.00%	2	0.37%	1	0.18%	0	0.00%

Precinct	DAVID HILLBERG (REP)		JEFF HEWITT (LIB)		JOHN R. DRAKE (DEM)		LARRY A. ELDER (REP)		KEVIN PAFFRATH (DEM)		ADAM PAPAGAN (NPP)		ARMANDO "MANDO" PEREZ- SERRATO (DEM)	
0057761	0	0.00%	1	0.37%	6	2.23%	95	35.32%	32	11.90%	0	0.00%	5	1.86%
0057825	0	0.00%	1	0.27%	1	0.27%	158	42.25%	37	9.89%	0	0.00%	3	0.80%
0057862	0	0.00%	1	0.22%	6	1.34%	197	43.88%	24	5.35%	2	0.45%	4	0.89%
0057947	0	0.00%	2	0.61%	4	1.23%	120	36.81%	33	10.12%	0	0.00%	4	1.23%
0058033	0	0.00%	1	0.20%	5	1.00%	196	39.36%	52	10.44%	1	0.20%	3	0.60%
0058231	0	0.00%	6	1.25%	4	0.83%	208	43.24%	34	7.07%	0	0.00%	4	0.83%
0058346	0	0.00%	1	0.17%	2	0.34%	297	50.34%	51	8.64%	0	0.00%	4	0.68%
0058437	1	0.16%	1	0.16%	5	0.79%	276	43.46%	68	10.71%	0	0.00%	7	1.10%
0058460	0	0.00%	4	0.91%	1	0.23%	202	45.80%	38	8.62%	0	0.00%	1	0.23%
0058782	0	0.00%	1	0.25%	4	0.99%	199	49.26%	32	7.92%	1	0.25%	3	0.74%
0058828	0	0.00%	2	0.49%	5	1.23%	169	41.52%	41	10.07%	1	0.25%	1	0.25%
0058925	1	0.27%	3	0.82%	4	1.10%	176	48.22%	40	10.96%	0	0.00%	6	1.64%
0059352	1	0.20%	5	1.00%	2	0.40%	255	50.80%	41	8.17%	0	0.00%	0	0.00%
0059398	0	0.00%	0	0.00%	2	0.43%	233	49.89%	44	9.42%	1	0.21%	2	0.43%
0059519	0	0.00%	0	0.00%	2	0.39%	247	48.15%	47	9.16%	1	0.19%	4	0.78%
0059677	2	0.26%	1	0.13%	1	0.13%	368	47.12%	57	7.30%	2	0.26%	7	0.90%
0061020	0	0.00%	3	1.30%	1	0.43%	117	50.65%	8	3.46%	0	0.00%	2	0.87%
0061124	0	0.00%	1	0.14%	0	0.00%	378	52.07%	42	5.79%	0	0.00%	1	0.14%
0061137	0	0.00%	1	0.12%	4	0.46%	400	46.03%	73	8.40%	0	0.00%	1	0.12%
0061198	0	0.00%	5	0.61%	4	0.49%	388	47.43%	82	10.02%	0	0.00%	0	0.00%
0061263	1	0.12%	6	0.74%	4	0.49%	363	44.87%	66	8.16%	0	0.00%	4	0.49%
0061312	0	0.00%	0	0.00%	0	0.00%	3	100.00%	0	0.00%	0	0.00%	0	0.00%
0061411	0	0.00%	6	1.13%	10	1.89%	240	45.28%	41	7.74%	1	0.19%	5	0.94%
0061983	0	0.00%	5	1.42%	2	0.57%	148	41.93%	47	13.31%	0	0.00%	1	0.28%
0062479	0	0.00%	0	0.00%	0	0.00%	2	100.00%	0	0.00%	0	0.00%	0	0.00%
0062755	0	0.00%	3	0.64%	1	0.21%	306	65.52%	10	2.14%	0	0.00%	1	0.21%
0063106	0	0.00%	0	0.00%	0	0.00%	122	36.09%	58	17.16%	0	0.00%	0	0.00%
0063403	0		0		0		0		0		0		0	
0063814	0	0.00%	2	0.24%	0	0.00%	557	65.76%	24	2.83%	2	0.24%	0	0.00%
0064012	0	0.00%	8	1.31%	0	0.00%	289	47.38%	50	8.20%	0	0.00%	2	0.33%
0064230	0	0.00%	0	0.00%	0	0.00%	259	50.49%	56	10.92%	0	0.00%	0	0.00%
0064286	0	0.00%	7	0.92%	2	0.26%	409	53.96%	69	9.10%	2	0.26%	0	0.00%
0064427	0	0.00%	4	0.74%	2	0.37%	264	48.53%	52	9.56%	0	0.00%	8	1.47%

Precinct	JOHN COX (REP)		HEATHER COLLINS (G-P)		DANIEL WATTS (DEM)		NICKOLAS WILDSTAR (REP)		SARAH STEPHENS (REP)		DENVER STONER (REP)		JOE M. SYMMON (REP)	
0057761	8	2.97%	0	0.00%	13	4.83%	0	0.00%	0	0.00%	0	0.00%	0	0.00%
0057825	19	5.08%	2	0.53%	11	2.94%	0	0.00%	1	0.27%	0	0.00%	0	0.00%
0057862	24	5.35%	1	0.22%	9	2.00%	0	0.00%	2	0.45%	1	0.22%	0	0.00%
0057947	15	4.60%	2	0.61%	12	3.68%	0	0.00%	1	0.31%	0	0.00%	0	0.00%
0058033	32	6.43%	0	0.00%	27	5.42%	1	0.20%	0	0.00%	2	0.40%	0	0.00%
0058231	26	5.41%	0	0.00%	12	2.49%	0	0.00%	0	0.00%	1	0.21%	0	0.00%
0058346	21	3.56%	1	0.17%	19	3.22%	0	0.00%	0	0.00%	2	0.34%	0	0.00%
0058437	22	3.46%	3	0.47%	19	2.99%	0	0.00%	1	0.16%	3	0.47%	0	0.00%
0058460	24	5.44%	1	0.23%	3	0.68%	0	0.00%	0	0.00%	3	0.68%	0	0.00%
0058782	25	6.19%	0	0.00%	13	3.22%	0	0.00%	0	0.00%	0	0.00%	0	0.00%
0058828	19	4.67%	3	0.74%	14	3.44%	0	0.00%	1	0.25%	0	0.00%	0	0.00%
0058925	15	4.11%	0	0.00%	12	3.29%	0	0.00%	0	0.00%	0	0.00%	0	0.00%
0059352	22	4.38%	3	0.60%	13	2.59%	0	0.00%	0	0.00%	0	0.00%	0	0.00%
0059398	19	4.07%	0	0.00%	14	3.00%	0	0.00%	0	0.00%	0	0.00%	0	0.00%
0059519	29	5.65%	1	0.19%	9	1.75%	0	0.00%	0	0.00%	0	0.00%	0	0.00%
0059677	35	4.48%	5	0.64%	11	1.41%	0	0.00%	3	0.38%	0	0.00%	0	0.00%
0061020	19	8.23%	0	0.00%	4	1.73%	0	0.00%	0	0.00%	2	0.87%	0	0.00%
0061124	22	3.03%	6	0.83%	11	1.52%	0	0.00%	0	0.00%	0	0.00%	0	0.00%
0061137	51	5.87%	4	0.46%	17	1.96%	0	0.00%	0	0.00%	0	0.00%	0	0.00%
0061198	21	2.57%	2	0.24%	14	1.71%	0	0.00%	0	0.00%	1	0.12%	0	0.00%
0061263	18	2.22%	7	0.87%	18	2.22%	1	0.12%	1	0.12%	4	0.49%	2	0.25%
0061312	0	0.00%	0	0.00%	0	0.00%	0	0.00%	0	0.00%	0	0.00%	0	0.00%
0061411	17	3.21%	3	0.57%	14	2.64%	0	0.00%	2	0.38%	0	0.00%	0	0.00%
0061983	11	3.12%	4	1.13%	13	3.68%	0	0.00%	1	0.28%	0	0.00%	0	0.00%
0062479	0	0.00%	0	0.00%	0	0.00%	0	0.00%	0	0.00%	0	0.00%	0	0.00%
0062755	20	4.28%	0	0.00%	3	0.64%	0	0.00%	0	0.00%	1	0.21%	0	0.00%
0063106	14	4.14%	2	0.59%	3	0.89%	0	0.00%	0	0.00%	0	0.00%	0	0.00%
0063403	0		0		0		0		0		0		0	
0063814	27	3.19%	0	0.00%	6	0.71%	0	0.00%	0	0.00%	2	0.24%	0	0.00%
0064012	28	4.59%	1	0.16%	11	1.80%	0	0.00%	0	0.00%	1	0.16%	0	0.00%
0064230	11	2.14%	3	0.58%	16	3.12%	0	0.00%	1	0.19%	0	0.00%	0	0.00%
0064286	25	3.30%	1	0.13%	14	1.85%	0	0.00%	1	0.13%	0	0.00%	0	0.00%
0064427	14	2.57%	1	0.18%	20	3.68%	1	0.18%	1	0.18%	1	0.18%	0	0.00%

Precinct	MAJOR SINGH (NPP)		DOUG OSE (REP)		Write-in		Total Votes	ROXANNE Qualified Write In		STACY SMITH Qualified Write In		MAJOR WILLIAMS Qualified Write In	
0057761	0	0.00%	1	0.37%	0	0.00%	269	0	0.00%	0	0.00%	0	0.00%
0057825	5	1.34%	3	0.80%	1	0.27%	374	0	0.00%	0	0.00%	1	0.27%
0057862	5	1.11%	1	0.22%	0	0.00%	449	0	0.00%	0	0.00%	0	0.00%
0057947	4	1.23%	4	1.23%	0	0.00%	326	0	0.00%	0	0.00%	0	0.00%
0058033	4	0.80%	4	0.80%	0	0.00%	498	0	0.00%	0	0.00%	0	0.00%
0058231	13	2.70%	2	0.42%	1	0.21%	481	0	0.00%	0	0.00%	1	0.21%
0058346	4	0.68%	14	2.37%	0	0.00%	590	0	0.00%	0	0.00%	0	0.00%
0058437	2	0.31%	2	0.31%	2	0.31%	635	0	0.00%	0	0.00%	2	0.31%
0058460	2	0.45%	1	0.23%	0	0.00%	441	0	0.00%	0	0.00%	0	0.00%
0058782	6	1.49%	7	1.73%	0	0.00%	404	0	0.00%	0	0.00%	0	0.00%
0058828	6	1.47%	0	0.00%	0	0.00%	407	0	0.00%	0	0.00%	0	0.00%
0058925	2	0.55%	3	0.82%	0	0.00%	365	0	0.00%	0	0.00%	0	0.00%
0059352	6	1.20%	6	1.20%	0	0.00%	502	0	0.00%	0	0.00%	0	0.00%
0059398	2	0.43%	5	1.07%	0	0.00%	467	0	0.00%	0	0.00%	0	0.00%
0059519	4	0.78%	6	1.17%	0	0.00%	513	0	0.00%	0	0.00%	0	0.00%
0059677	3	0.38%	15	1.92%	0	0.00%	781	0	0.00%	0	0.00%	0	0.00%
0061020	1	0.43%	4	1.73%	0	0.00%	231	0	0.00%	0	0.00%	0	0.00%
0061124	1	0.14%	10	1.38%	0	0.00%	726	0	0.00%	0	0.00%	0	0.00%
0061137	1	0.12%	9	1.04%	2	0.23%	869	0	0.00%	0	0.00%	2	0.23%
0061198	2	0.24%	11	1.34%	0	0.00%	818	0	0.00%	0	0.00%	0	0.00%
0061263	2	0.25%	8	0.99%	1	0.12%	809	0	0.00%	0	0.00%	1	0.12%
0061312	0	0.00%	0	0.00%	0	0.00%	3	0	0.00%	0	0.00%	0	0.00%
0061411	3	0.57%	3	0.57%	2	0.38%	530	0	0.00%	0	0.00%	2	0.38%
0061983	0	0.00%	6	1.70%	1	0.28%	353	0	0.00%	0	0.00%	1	0.28%
0062479	0	0.00%	0	0.00%	0	0.00%	2	0	0.00%	0	0.00%	0	0.00%
0062755	0	0.00%	9	1.93%	0	0.00%	467	0	0.00%	0	0.00%	0	0.00%
0063106	3	0.89%	0	0.00%	1	0.30%	338	0	0.00%	0	0.00%	1	0.30%
0063403	0		0		0		0	0		0		0	
0063814	1	0.12%	7	0.83%	1	0.12%	847	0	0.00%	0	0.00%	1	0.12%
0064012	5	0.82%	4	0.66%	0	0.00%	610	0	0.00%	0	0.00%	0	0.00%
0064230	3	0.58%	4	0.78%	0	0.00%	513	0	0.00%	0	0.00%	0	0.00%
0064286	0	0.00%	10	1.32%	2	0.26%	758	0	0.00%	0	0.00%	2	0.26%
0064427	7	1.29%	3	0.55%	0	0.00%	544	0	0.00%	0	0.00%	0	0.00%

Precinct	THUY E. HUGENS Qualified Write In		MIKI HABRYN Qualified Write In		VINCE LUNDGREN Qualified Write In		VIVEK B. MOHAN Qualified Write In	
0057761	0	0.00%	0	0.00%	0	0.00%	0	0.00%
0057825	0	0.00%	0	0.00%	0	0.00%	0	0.00%
0057862	0	0.00%	0	0.00%	0	0.00%	0	0.00%
0057947	0	0.00%	0	0.00%	0	0.00%	0	0.00%
0058033	0	0.00%	0	0.00%	0	0.00%	0	0.00%
0058231	0	0.00%	0	0.00%	0	0.00%	0	0.00%
0058346	0	0.00%	0	0.00%	0	0.00%	0	0.00%
0058437	0	0.00%	0	0.00%	0	0.00%	0	0.00%
0058460	0	0.00%	0	0.00%	0	0.00%	0	0.00%
0058782	0	0.00%	0	0.00%	0	0.00%	0	0.00%
0058828	0	0.00%	0	0.00%	0	0.00%	0	0.00%
0058925	0	0.00%	0	0.00%	0	0.00%	0	0.00%
0059352	0	0.00%	0	0.00%	0	0.00%	0	0.00%
0059398	0	0.00%	0	0.00%	0	0.00%	0	0.00%
0059519	0	0.00%	0	0.00%	0	0.00%	0	0.00%
0059677	0	0.00%	0	0.00%	0	0.00%	0	0.00%
0061020	0	0.00%	0	0.00%	0	0.00%	0	0.00%
0061124	0	0.00%	0	0.00%	0	0.00%	0	0.00%
0061137	0	0.00%	0	0.00%	0	0.00%	0	0.00%
0061198	0	0.00%	0	0.00%	0	0.00%	0	0.00%
0061263	0	0.00%	0	0.00%	0	0.00%	0	0.00%
0061312	0	0.00%	0	0.00%	0	0.00%	0	0.00%
0061411	0	0.00%	0	0.00%	0	0.00%	0	0.00%
0061983	0	0.00%	0	0.00%	0	0.00%	0	0.00%
0062479	0	0.00%	0	0.00%	0	0.00%	0	0.00%
0062755	0	0.00%	0	0.00%	0	0.00%	0	0.00%
0063106	0	0.00%	0	0.00%	0	0.00%	0	0.00%
0063403	0		0		0		0	
0063814	0	0.00%	0	0.00%	0	0.00%	0	0.00%
0064012	0	0.00%	0	0.00%	0	0.00%	0	0.00%
0064230	0	0.00%	0	0.00%	0	0.00%	0	0.00%
0064286	0	0.00%	0	0.00%	0	0.00%	0	0.00%
0064427	0	0.00%	0	0.00%	0	0.00%	0	0.00%

Precinct	Times Cast	Registered Voters	Undervotes	Overvotes
0064541	1,146	1,630	427	3
0066532	1,488	1,758	421	0
0066741	1,308	1,656	369	2
0067723	1,258	1,584	241	1
0069964	1,022	1,407	182	1
0071126	86	121	21	0
0071620	303	441	118	0
0071731	37	57	12	0
0072023	0	0	0	0
0072165	3	2	1	0
0072268	952	1,443	477	1
0072293	1,293	1,937	628	0
0072310	1,117	1,869	572	2
0072532	1,209	1,653	571	0
0072564	1,043	1,529	506	0
0072606	1,196	1,876	555	0
0072640	1,135	1,414	523	1
0072713	1,172	1,647	576	1
0072796	936	1,516	482	0
0072804	911	1,373	439	4
0072850	1,044	1,583	516	0
0073018	902	1,533	467	1
0073044	1,186	1,850	593	5
0073129	1,194	1,910	562	7
0073171	1,028	1,874	529	2
0073180	1,162	1,932	618	4
0073235	980	1,513	487	0
0073319	1,096	1,539	468	0
0073321	1,386	1,891	546	3
0073350	1,087	1,570	398	0
0073469	1,075	1,566	476	4
0073516	1,144	1,707	583	1
0073567	1,054	1,737	533	2

Precinct	DAN KAPELOVITZ (G-P)		KEVIN K. KAUL (NPP)	
0064541	3	0.42%	1	0.14%
0066532	1	0.09%	0	0.00%
0066741	4	0.43%	0	0.00%
0067723	3	0.30%	0	0.00%
0069964	0	0.00%	2	0.24%
0071126	0	0.00%	0	0.00%
0071620	0	0.00%	0	0.00%
0071731	0	0.00%	0	0.00%
0072023	0		0	
0072165	0	0.00%	0	0.00%
0072268	9	1.90%	0	0.00%
0072293	3	0.45%	0	0.00%
0072310	2	0.37%	0	0.00%
0072532	4	0.63%	0	0.00%
0072564	1	0.19%	0	0.00%
0072606	3	0.47%	0	0.00%
0072640	3	0.49%	0	0.00%
0072713	1	0.17%	0	0.00%
0072796	3	0.66%	1	0.22%
0072804	1	0.21%	0	0.00%
0072850	8	1.52%	1	0.19%
0073018	4	0.92%	0	0.00%
0073044	5	0.85%	0	0.00%
0073129	2	0.32%	0	0.00%
0073171	2	0.40%	0	0.00%
0073180	5	0.93%	1	0.19%
0073235	1	0.20%	0	0.00%
0073319	2	0.32%	0	0.00%
0073321	6	0.72%	0	0.00%
0073350	4	0.58%	0	0.00%
0073469	3	0.50%	0	0.00%
0073516	3	0.54%	0	0.00%
0073567	4	0.77%	1	0.19%

Precinct	CHAUNCEY "SLIM" KILLENS (REP)		KEVIN KILEY (REP)		PATRICK KILPATRICK (DEM)		ANTHONY TRIMINO (REP)		JOEL VENTRESCA (DEM)		KEVIN L. FAULCONER (REP)		RHONDA FURIN (REP)	
0064541	0	0.00%	44	6.15%	7	0.98%	1	0.14%	13	1.82%	72	10.06%	0	0.00%
0066532	0	0.00%	64	6.00%	2	0.19%	0	0.00%	4	0.37%	109	10.22%	0	0.00%
0066741	0	0.00%	71	7.58%	3	0.32%	0	0.00%	7	0.75%	102	10.89%	0	0.00%
0067723	0	0.00%	49	4.82%	1	0.10%	0	0.00%	9	0.89%	78	7.68%	0	0.00%
0069964	0	0.00%	48	5.72%	3	0.36%	2	0.24%	6	0.72%	66	7.87%	1	0.12%
0071126	0	0.00%	3	4.62%	1	1.54%	0	0.00%	0	0.00%	5	7.69%	0	0.00%
0071620	0	0.00%	10	5.41%	1	0.54%	0	0.00%	1	0.54%	11	5.95%	0	0.00%
0071731	0	0.00%	1	4.00%	0	0.00%	0	0.00%	0	0.00%	4	16.00%	0	0.00%
0072023	0		0		0		0		0		0		0	
0072165	0	0.00%	0	0.00%	0	0.00%	0	0.00%	0	0.00%	0	0.00%	0	0.00%
0072268	0	0.00%	33	6.96%	7	1.48%	0	0.00%	8	1.69%	34	7.17%	1	0.21%
0072293	4	0.60%	39	5.86%	6	0.90%	6	0.90%	18	2.71%	52	7.82%	0	0.00%
0072310	0	0.00%	32	5.89%	2	0.37%	0	0.00%	17	3.13%	33	6.08%	0	0.00%
0072532	0	0.00%	28	4.39%	9	1.41%	2	0.31%	16	2.51%	58	9.09%	0	0.00%
0072564	1	0.19%	18	3.35%	2	0.37%	1	0.19%	6	1.12%	58	10.80%	1	0.19%
0072606	0	0.00%	27	4.21%	2	0.31%	0	0.00%	6	0.94%	54	8.42%	0	0.00%
0072640	0	0.00%	35	5.73%	3	0.49%	0	0.00%	10	1.64%	81	13.26%	2	0.33%
0072713	2	0.34%	36	6.05%	4	0.67%	1	0.17%	13	2.18%	63	10.59%	3	0.50%
0072796	0	0.00%	27	5.95%	3	0.66%	3	0.66%	7	1.54%	36	7.93%	1	0.22%
0072804	0	0.00%	30	6.41%	5	1.07%	2	0.43%	17	3.63%	50	10.68%	1	0.21%
0072850	0	0.00%	31	5.87%	5	0.95%	2	0.38%	9	1.70%	51	9.66%	3	0.57%
0073018	2	0.46%	15	3.46%	16	3.69%	0	0.00%	4	0.92%	17	3.92%	1	0.23%
0073044	1	0.17%	31	5.27%	4	0.68%	0	0.00%	16	2.72%	38	6.46%	0	0.00%
0073129	0	0.00%	37	5.92%	6	0.96%	1	0.16%	11	1.76%	36	5.76%	1	0.16%
0073171	0	0.00%	24	4.83%	7	1.41%	1	0.20%	5	1.01%	14	2.82%	3	0.60%
0073180	1	0.19%	27	5.00%	5	0.93%	1	0.19%	15	2.78%	50	9.26%	3	0.56%
0073235	1	0.20%	26	5.27%	5	1.01%	2	0.41%	8	1.62%	33	6.69%	0	0.00%
0073319	0	0.00%	32	5.10%	2	0.32%	3	0.48%	12	1.91%	67	10.67%	1	0.16%
0073321	0	0.00%	50	5.97%	8	0.96%	0	0.00%	13	1.55%	106	12.66%	0	0.00%
0073350	6	0.87%	33	4.79%	5	0.73%	4	0.58%	11	1.60%	61	8.85%	3	0.44%
0073469	1	0.17%	23	3.87%	2	0.34%	0	0.00%	10	1.68%	47	7.90%	2	0.34%
0073516	0	0.00%	33	5.89%	5	0.89%	0	0.00%	7	1.25%	52	9.29%	2	0.36%
0073567	2	0.39%	23	4.43%	9	1.73%	0	0.00%	7	1.35%	33	6.36%	0	0.00%

Precinct	ROBERT C. NEWMAN II (REP)		DENNIS RICHTER (NPP)		BRANDON M. ROSS (DEM)		SAM L. GALLUCCI (REP)		TED GAINES (REP)		CAITLYN JENNER (REP)		LEO S. ZACKY (REP)	
0064541	0	0.00%	0	0.00%	29	4.05%	1	0.14%	9	1.26%	9	1.26%	1	0.14%
0066532	0	0.00%	0	0.00%	33	3.09%	0	0.00%	21	1.97%	9	0.84%	0	0.00%
0066741	0	0.00%	0	0.00%	17	1.81%	1	0.11%	19	2.03%	5	0.53%	1	0.11%
0067723	1	0.10%	0	0.00%	24	2.36%	0	0.00%	11	1.08%	7	0.69%	2	0.20%
0069964	1	0.12%	0	0.00%	16	1.91%	1	0.12%	14	1.67%	3	0.36%	1	0.12%
0071126	0	0.00%	0	0.00%	1	1.54%	0	0.00%	0	0.00%	0	0.00%	0	0.00%
0071620	1	0.54%	0	0.00%	5	2.70%	0	0.00%	5	2.70%	5	2.70%	0	0.00%
0071731	0	0.00%	0	0.00%	1	4.00%	0	0.00%	0	0.00%	0	0.00%	0	0.00%
0072023	0		0		0		0		0		0		0	
0072165	0	0.00%	0	0.00%	0	0.00%	0	0.00%	0	0.00%	0	0.00%	0	0.00%
0072268	2	0.42%	1	0.21%	45	9.49%	0	0.00%	4	0.84%	5	1.05%	0	0.00%
0072293	4	0.60%	0	0.00%	36	5.41%	2	0.30%	9	1.35%	10	1.50%	0	0.00%
0072310	4	0.74%	0	0.00%	31	5.71%	0	0.00%	6	1.10%	8	1.47%	1	0.18%
0072532	0	0.00%	0	0.00%	44	6.90%	0	0.00%	10	1.57%	6	0.94%	0	0.00%
0072564	1	0.19%	1	0.19%	45	8.38%	0	0.00%	3	0.56%	9	1.68%	0	0.00%
0072606	2	0.31%	1	0.16%	61	9.52%	2	0.31%	11	1.72%	9	1.40%	1	0.16%
0072640	1	0.16%	3	0.49%	33	5.40%	1	0.16%	11	1.80%	8	1.31%	0	0.00%
0072713	0	0.00%	0	0.00%	39	6.55%	1	0.17%	7	1.18%	9	1.51%	0	0.00%
0072796	1	0.22%	0	0.00%	33	7.27%	1	0.22%	5	1.10%	8	1.76%	0	0.00%
0072804	0	0.00%	3	0.64%	28	5.98%	0	0.00%	1	0.21%	2	0.43%	0	0.00%
0072850	2	0.38%	0	0.00%	39	7.39%	1	0.19%	7	1.33%	7	1.33%	0	0.00%
0073018	0	0.00%	0	0.00%	37	8.53%	0	0.00%	2	0.46%	12	2.76%	0	0.00%
0073044	2	0.34%	0	0.00%	53	9.01%	1	0.17%	8	1.36%	9	1.53%	0	0.00%
0073129	3	0.48%	1	0.16%	60	9.60%	0	0.00%	10	1.60%	7	1.12%	0	0.00%
0073171	3	0.60%	0	0.00%	43	8.65%	1	0.20%	5	1.01%	8	1.61%	0	0.00%
0073180	2	0.37%	0	0.00%	52	9.63%	1	0.19%	13	2.41%	8	1.48%	3	0.56%
0073235	0	0.00%	0	0.00%	33	6.69%	1	0.20%	13	2.64%	9	1.83%	1	0.20%
0073319	0	0.00%	1	0.16%	30	4.78%	1	0.16%	11	1.75%	5	0.80%	0	0.00%
0073321	4	0.48%	1	0.12%	45	5.38%	2	0.24%	9	1.08%	3	0.36%	0	0.00%
0073350	0	0.00%	0	0.00%	45	6.53%	1	0.15%	5	0.73%	5	0.73%	0	0.00%
0073469	2	0.34%	0	0.00%	30	5.04%	0	0.00%	7	1.18%	11	1.85%	1	0.17%
0073516	5	0.89%	1	0.18%	45	8.04%	0	0.00%	10	1.79%	6	1.07%	1	0.18%
0073567	3	0.58%	0	0.00%	36	6.94%	1	0.19%	5	0.96%	6	1.16%	0	0.00%

Precinct	JENNY RAE LE ROUX (REP)		DAVID LOZANO (REP)		STEVE CHAVEZ LODGE (REP)		MICHAEL LOEBBS (NPP)		DENIS LUCEY (NPP)		DIEGO MARTINEZ (REP)		JEREMIAH "JEREMY" MARCINIAK (NPP)	
0064541	0	0.00%	1	0.14%	2	0.28%	0	0.00%	1	0.14%	0	0.00%	0	0.00%
0066532	0	0.00%	2	0.19%	0	0.00%	0	0.00%	2	0.19%	0	0.00%	0	0.00%
0066741	0	0.00%	1	0.11%	1	0.11%	0	0.00%	0	0.00%	0	0.00%	0	0.00%
0067723	1	0.10%	0	0.00%	1	0.10%	1	0.10%	0	0.00%	0	0.00%	0	0.00%
0069964	1	0.12%	1	0.12%	6	0.72%	0	0.00%	0	0.00%	0	0.00%	1	0.12%
0071126	0	0.00%	0	0.00%	0	0.00%	0	0.00%	0	0.00%	0	0.00%	0	0.00%
0071620	1	0.54%	1	0.54%	0	0.00%	0	0.00%	0	0.00%	0	0.00%	0	0.00%
0071731	0	0.00%	0	0.00%	0	0.00%	1	4.00%	0	0.00%	1	4.00%	0	0.00%
0072023	0		0		0		0		0		0		0	
0072165	0	0.00%	0	0.00%	0	0.00%	0	0.00%	0	0.00%	0	0.00%	0	0.00%
0072268	2	0.42%	1	0.21%	0	0.00%	0	0.00%	2	0.42%	1	0.21%	1	0.21%
0072293	0	0.00%	3	0.45%	1	0.15%	2	0.30%	0	0.00%	0	0.00%	0	0.00%
0072310	0	0.00%	1	0.18%	0	0.00%	2	0.37%	1	0.18%	2	0.37%	0	0.00%
0072532	0	0.00%	0	0.00%	0	0.00%	2	0.31%	0	0.00%	0	0.00%	0	0.00%
0072564	1	0.19%	1	0.19%	3	0.56%	0	0.00%	0	0.00%	0	0.00%	0	0.00%
0072606	1	0.16%	3	0.47%	1	0.16%	1	0.16%	0	0.00%	0	0.00%	0	0.00%
0072640	2	0.33%	1	0.16%	0	0.00%	1	0.16%	0	0.00%	0	0.00%	0	0.00%
0072713	0	0.00%	0	0.00%	3	0.50%	0	0.00%	0	0.00%	0	0.00%	1	0.17%
0072796	1	0.22%	0	0.00%	0	0.00%	2	0.44%	0	0.00%	2	0.44%	0	0.00%
0072804	1	0.21%	0	0.00%	1	0.21%	1	0.21%	0	0.00%	2	0.43%	0	0.00%
0072850	0	0.00%	2	0.38%	0	0.00%	0	0.00%	0	0.00%	0	0.00%	0	0.00%
0073018	1	0.23%	0	0.00%	2	0.46%	1	0.23%	0	0.00%	0	0.00%	0	0.00%
0073044	2	0.34%	2	0.34%	0	0.00%	0	0.00%	0	0.00%	1	0.17%	0	0.00%
0073129	1	0.16%	0	0.00%	0	0.00%	8	1.28%	0	0.00%	0	0.00%	0	0.00%
0073171	1	0.20%	1	0.20%	4	0.80%	0	0.00%	0	0.00%	0	0.00%	0	0.00%
0073180	2	0.37%	1	0.19%	0	0.00%	2	0.37%	0	0.00%	1	0.19%	1	0.19%
0073235	0	0.00%	1	0.20%	2	0.41%	4	0.81%	0	0.00%	0	0.00%	0	0.00%
0073319	1	0.16%	0	0.00%	1	0.16%	0	0.00%	0	0.00%	1	0.16%	0	0.00%
0073321	0	0.00%	1	0.12%	1	0.12%	0	0.00%	2	0.24%	0	0.00%	0	0.00%
0073350	0	0.00%	0	0.00%	1	0.15%	1	0.15%	0	0.00%	0	0.00%	2	0.29%
0073469	0	0.00%	1	0.17%	0	0.00%	4	0.67%	0	0.00%	2	0.34%	1	0.17%
0073516	2	0.36%	0	0.00%	2	0.36%	1	0.18%	0	0.00%	1	0.18%	0	0.00%
0073567	1	0.19%	0	0.00%	2	0.39%	0	0.00%	0	0.00%	1	0.19%	0	0.00%

Precinct	DANIEL MERCURI (REP)		JACQUELINE MCGOWAN (DEM)		DAVID MOORE (NPP)		DAVID ALEXANDER BRAMANTE (REP)		HOLLY L. BAABE (DEM)		ANGELYNE (NPP)		JAMES G. HANINK (NPP)	
0064541	0	0.00%	18	2.51%	0	0.00%	0	0.00%	2	0.28%	2	0.28%	0	0.00%
0066532	1	0.09%	11	1.03%	0	0.00%	0	0.00%	2	0.19%	1	0.09%	1	0.09%
0066741	0	0.00%	3	0.32%	0	0.00%	0	0.00%	4	0.43%	1	0.11%	0	0.00%
0067723	3	0.30%	9	0.89%	1	0.10%	0	0.00%	1	0.10%	2	0.20%	0	0.00%
0069964	1	0.12%	16	1.91%	0	0.00%	0	0.00%	6	0.72%	0	0.00%	0	0.00%
0071126	0	0.00%	1	1.54%	0	0.00%	0	0.00%	1	1.54%	0	0.00%	0	0.00%
0071620	0	0.00%	14	7.57%	0	0.00%	0	0.00%	1	0.54%	0	0.00%	0	0.00%
0071731	0	0.00%	0	0.00%	0	0.00%	0	0.00%	0	0.00%	0	0.00%	0	0.00%
0072023	0		0		0		0		0		0		0	
0072165	0	0.00%	0	0.00%	0	0.00%	0	0.00%	0	0.00%	0	0.00%	0	0.00%
0072268	0	0.00%	15	3.16%	0	0.00%	0	0.00%	3	0.63%	0	0.00%	1	0.21%
0072293	0	0.00%	35	5.26%	1	0.15%	0	0.00%	13	1.95%	4	0.60%	0	0.00%
0072310	0	0.00%	20	3.68%	2	0.37%	2	0.37%	5	0.92%	0	0.00%	1	0.18%
0072532	0	0.00%	21	3.29%	8	1.25%	2	0.31%	6	0.94%	0	0.00%	1	0.16%
0072564	0	0.00%	24	4.47%	2	0.37%	0	0.00%	3	0.56%	0	0.00%	3	0.56%
0072606	0	0.00%	27	4.21%	3	0.47%	5	0.78%	7	1.09%	2	0.31%	0	0.00%
0072640	0	0.00%	19	3.11%	1	0.16%	0	0.00%	4	0.65%	2	0.33%	0	0.00%
0072713	0	0.00%	19	3.19%	7	1.18%	0	0.00%	13	2.18%	3	0.50%	0	0.00%
0072796	0	0.00%	20	4.41%	1	0.22%	0	0.00%	7	1.54%	3	0.66%	0	0.00%
0072804	0	0.00%	21	4.49%	2	0.43%	0	0.00%	4	0.85%	0	0.00%	0	0.00%
0072850	0	0.00%	17	3.22%	3	0.57%	0	0.00%	9	1.70%	1	0.19%	1	0.19%
0073018	0	0.00%	20	4.61%	3	0.69%	0	0.00%	6	1.38%	0	0.00%	3	0.69%
0073044	0	0.00%	28	4.76%	0	0.00%	0	0.00%	6	1.02%	1	0.17%	0	0.00%
0073129	0	0.00%	31	4.96%	3	0.48%	1	0.16%	8	1.28%	2	0.32%	0	0.00%
0073171	0	0.00%	19	3.82%	3	0.60%	0	0.00%	7	1.41%	2	0.40%	0	0.00%
0073180	1	0.19%	25	4.63%	0	0.00%	0	0.00%	7	1.30%	0	0.00%	1	0.19%
0073235	0	0.00%	13	2.64%	0	0.00%	0	0.00%	9	1.83%	1	0.20%	0	0.00%
0073319	0	0.00%	26	4.14%	0	0.00%	0	0.00%	6	0.96%	1	0.16%	0	0.00%
0073321	0	0.00%	13	1.55%	1	0.12%	0	0.00%	1	0.12%	4	0.48%	1	0.12%
0073350	2	0.29%	20	2.90%	1	0.15%	0	0.00%	4	0.58%	0	0.00%	0	0.00%
0073469	0	0.00%	8	1.34%	1	0.17%	1	0.17%	3	0.50%	1	0.17%	0	0.00%
0073516	0	0.00%	23	4.11%	0	0.00%	0	0.00%	2	0.36%	0	0.00%	1	0.18%
0073567	0	0.00%	12	2.31%	1	0.19%	0	0.00%	7	1.35%	1	0.19%	0	0.00%

Precinct	DAVID HILLBERG (REP)		JEFF HEWITT (LIB)		JOHN R. DRAKE (DEM)		LARRY A. ELDER (REP)		KEVIN PAFFRATH (DEM)		ADAM PAPAGAN (NPP)		ARMANDO "MANDO" PEREZ- SERRATO (DEM)	
0064541	0	0.00%	5	0.70%	5	0.70%	368	51.40%	63	8.80%	0	0.00%	2	0.28%
0066532	0	0.00%	8	0.75%	1	0.09%	678	63.54%	41	3.84%	0	0.00%	1	0.09%
0066741	0	0.00%	3	0.32%	3	0.32%	594	63.39%	25	2.67%	1	0.11%	3	0.32%
0067723	0	0.00%	3	0.30%	6	0.59%	683	67.22%	45	4.43%	1	0.10%	1	0.10%
0069964	0	0.00%	3	0.36%	1	0.12%	539	64.24%	21	2.50%	1	0.12%	1	0.12%
0071126	0	0.00%	0	0.00%	0	0.00%	41	63.08%	4	6.15%	0	0.00%	0	0.00%
0071620	0	0.00%	0	0.00%	3	1.62%	102	55.14%	7	3.78%	0	0.00%	3	1.62%
0071731	0	0.00%	0	0.00%	0	0.00%	14	56.00%	0	0.00%	0	0.00%	0	0.00%
0072023	0		0		0		0		0		0		0	
0072165	0	0.00%	0	0.00%	0	0.00%	2	100.00%	0	0.00%	0	0.00%	0	0.00%
0072268	0	0.00%	10	2.11%	4	0.84%	186	39.24%	58	12.24%	0	0.00%	4	0.84%
0072293	0	0.00%	2	0.30%	5	0.75%	283	42.56%	70	10.53%	0	0.00%	5	0.75%
0072310	0	0.00%	3	0.55%	2	0.37%	248	45.67%	71	13.08%	0	0.00%	4	0.74%
0072532	0	0.00%	4	0.63%	6	0.94%	288	45.14%	78	12.23%	0	0.00%	2	0.31%
0072564	0	0.00%	3	0.56%	7	1.30%	253	47.11%	43	8.01%	0	0.00%	6	1.12%
0072606	0	0.00%	4	0.62%	9	1.40%	282	43.99%	56	8.74%	1	0.16%	3	0.47%
0072640	0	0.00%	11	1.80%	2	0.33%	271	44.35%	46	7.53%	0	0.00%	6	0.98%
0072713	0	0.00%	2	0.34%	4	0.67%	241	40.50%	81	13.61%	0	0.00%	4	0.67%
0072796	0	0.00%	1	0.22%	0	0.00%	219	48.24%	37	8.15%	0	0.00%	2	0.44%
0072804	0	0.00%	3	0.64%	1	0.21%	201	42.95%	61	13.03%	0	0.00%	2	0.43%
0072850	0	0.00%	5	0.95%	4	0.76%	235	44.51%	44	8.33%	0	0.00%	5	0.95%
0073018	1	0.23%	6	1.38%	4	0.92%	176	40.55%	48	11.06%	0	0.00%	5	1.15%
0073044	0	0.00%	7	1.19%	4	0.68%	251	42.69%	40	6.80%	2	0.34%	3	0.51%
0073129	1	0.16%	4	0.64%	11	1.76%	251	40.16%	73	11.68%	0	0.00%	2	0.32%
0073171	0	0.00%	2	0.40%	8	1.61%	222	44.67%	63	12.68%	0	0.00%	4	0.80%
0073180	0	0.00%	0	0.00%	0	0.00%	224	41.48%	35	6.48%	0	0.00%	9	1.67%
0073235	0	0.00%	0	0.00%	2	0.41%	223	45.23%	51	10.34%	0	0.00%	2	0.41%
0073319	0	0.00%	6	0.96%	1	0.16%	315	50.16%	42	6.69%	0	0.00%	4	0.64%
0073321	0	0.00%	5	0.60%	4	0.48%	444	53.05%	53	6.33%	0	0.00%	2	0.24%
0073350	0	0.00%	8	1.16%	9	1.31%	348	50.51%	53	7.69%	0	0.00%	14	2.03%
0073469	0	0.00%	6	1.01%	1	0.17%	309	51.93%	74	12.44%	1	0.17%	6	1.01%
0073516	0	0.00%	3	0.54%	4	0.71%	247	44.11%	51	9.11%	0	0.00%	3	0.54%
0073567	0	0.00%	3	0.58%	7	1.35%	237	45.66%	67	12.91%	0	0.00%	6	1.16%

Precinct	JOHN COX (REP)		HEATHER COLLINS (G-P)		DANIEL WATTS (DEM)		NICKOLAS WILDSTAR (REP)		SARAH STEPHENS (REP)		DENVER STONER (REP)		JOE M. SYMMON (REP)	
0064541	26	3.63%	5	0.70%	11	1.54%	1	0.14%	0	0.00%	1	0.14%	0	0.00%
0066532	45	4.22%	3	0.28%	7	0.66%	1	0.09%	0	0.00%	0	0.00%	0	0.00%
0066741	48	5.12%	1	0.11%	8	0.85%	0	0.00%	1	0.11%	1	0.11%	0	0.00%
0067723	49	4.82%	1	0.10%	13	1.28%	0	0.00%	1	0.10%	0	0.00%	0	0.00%
0069964	47	5.60%	4	0.48%	8	0.95%	0	0.00%	0	0.00%	2	0.24%	0	0.00%
0071126	3	4.62%	0	0.00%	0	0.00%	0	0.00%	0	0.00%	1	1.54%	0	0.00%
0071620	12	6.49%	0	0.00%	0	0.00%	0	0.00%	0	0.00%	0	0.00%	0	0.00%
0071731	0	0.00%	0	0.00%	0	0.00%	0	0.00%	0	0.00%	0	0.00%	0	0.00%
0072023	0		0		0		0		0		0		0	
0072165	0	0.00%	0	0.00%	0	0.00%	0	0.00%	0	0.00%	0	0.00%	0	0.00%
0072268	16	3.38%	1	0.21%	11	2.32%	0	0.00%	0	0.00%	1	0.21%	1	0.21%
0072293	27	4.06%	2	0.30%	13	1.95%	0	0.00%	1	0.15%	1	0.15%	0	0.00%
0072310	14	2.58%	2	0.37%	14	2.58%	0	0.00%	0	0.00%	2	0.37%	0	0.00%
0072532	30	4.70%	2	0.31%	7	1.10%	0	0.00%	0	0.00%	0	0.00%	0	0.00%
0072564	20	3.72%	1	0.19%	4	0.74%	1	0.19%	2	0.37%	1	0.19%	0	0.00%
0072606	30	4.68%	3	0.47%	12	1.87%	0	0.00%	3	0.47%	0	0.00%	0	0.00%
0072640	21	3.44%	6	0.98%	15	2.45%	0	0.00%	0	0.00%	1	0.16%	0	0.00%
0072713	20	3.36%	2	0.34%	10	1.68%	0	0.00%	0	0.00%	1	0.17%	0	0.00%
0072796	12	2.64%	0	0.00%	13	2.86%	0	0.00%	0	0.00%	2	0.44%	0	0.00%
0072804	12	2.56%	1	0.21%	7	1.50%	0	0.00%	0	0.00%	0	0.00%	0	0.00%
0072850	17	3.22%	3	0.57%	10	1.89%	0	0.00%	0	0.00%	0	0.00%	0	0.00%
0073018	19	4.38%	2	0.46%	21	4.84%	0	0.00%	0	0.00%	0	0.00%	0	0.00%
0073044	36	6.12%	7	1.19%	13	2.21%	1	0.17%	3	0.51%	0	0.00%	0	0.00%
0073129	22	3.52%	1	0.16%	10	1.60%	0	0.00%	2	0.32%	2	0.32%	0	0.00%
0073171	20	4.02%	4	0.80%	12	2.41%	0	0.00%	0	0.00%	2	0.40%	0	0.00%
0073180	27	5.00%	1	0.19%	8	1.48%	0	0.00%	1	0.19%	1	0.19%	0	0.00%
0073235	24	4.87%	3	0.61%	14	2.84%	1	0.20%	0	0.00%	2	0.41%	0	0.00%
0073319	35	5.57%	2	0.32%	12	1.91%	0	0.00%	0	0.00%	0	0.00%	0	0.00%
0073321	32	3.82%	0	0.00%	11	1.31%	0	0.00%	0	0.00%	0	0.00%	0	0.00%
0073350	27	3.92%	3	0.44%	6	0.87%	1	0.15%	0	0.00%	0	0.00%	0	0.00%
0073469	25	4.20%	0	0.00%	8	1.34%	0	0.00%	0	0.00%	1	0.17%	0	0.00%
0073516	26	4.64%	0	0.00%	13	2.32%	1	0.18%	0	0.00%	1	0.18%	0	0.00%
0073567	20	3.85%	2	0.39%	13	2.50%	0	0.00%	0	0.00%	0	0.00%	0	0.00%

Precinct	MAJOR SINGH (NPP)		DOUG OSE (REP)		Write-in		Total Votes	ROXANNE Qualified Write In		STACY SMITH Qualified Write In		MAJOR WILLIAMS Qualified Write In	
0064541	7	0.98%	4	0.56%	2	0.28%	716	0	0.00%	0	0.00%	2	0.28%
0066532	1	0.09%	18	1.69%	0	0.00%	1,067	0	0.00%	0	0.00%	0	0.00%
0066741	0	0.00%	9	0.96%	0	0.00%	937	0	0.00%	0	0.00%	0	0.00%
0067723	1	0.10%	8	0.79%	0	0.00%	1,016	0	0.00%	0	0.00%	0	0.00%
0069964	2	0.24%	14	1.67%	0	0.00%	839	0	0.00%	0	0.00%	0	0.00%
0071126	0	0.00%	4	6.15%	0	0.00%	65	0	0.00%	0	0.00%	0	0.00%
0071620	0	0.00%	2	1.08%	0	0.00%	185	0	0.00%	0	0.00%	0	0.00%
0071731	0	0.00%	3	12.00%	0	0.00%	25	0	0.00%	0	0.00%	0	0.00%
0072023	0		0		0		0	0		0		0	
0072165	0	0.00%	0	0.00%	0	0.00%	2	0	0.00%	0	0.00%	0	0.00%
0072268	2	0.42%	5	1.05%	0	0.00%	474	0	0.00%	0	0.00%	0	0.00%
0072293	0	0.00%	8	1.20%	0	0.00%	665	0	0.00%	0	0.00%	0	0.00%
0072310	3	0.55%	8	1.47%	0	0.00%	543	0	0.00%	0	0.00%	0	0.00%
0072532	0	0.00%	4	0.63%	0	0.00%	638	0	0.00%	0	0.00%	0	0.00%
0072564	1	0.19%	11	2.05%	0	0.00%	537	0	0.00%	0	0.00%	0	0.00%
0072606	2	0.31%	7	1.09%	0	0.00%	641	0	0.00%	0	0.00%	0	0.00%
0072640	3	0.49%	8	1.31%	0	0.00%	611	0	0.00%	0	0.00%	0	0.00%
0072713	1	0.17%	3	0.50%	1	0.17%	595	0	0.00%	0	0.00%	1	0.17%
0072796	1	0.22%	2	0.44%	0	0.00%	454	0	0.00%	0	0.00%	0	0.00%
0072804	0	0.00%	8	1.71%	0	0.00%	468	0	0.00%	0	0.00%	0	0.00%
0072850	3	0.57%	3	0.57%	0	0.00%	528	0	0.00%	0	0.00%	0	0.00%
0073018	3	0.69%	2	0.46%	1	0.23%	434	0	0.00%	0	0.00%	1	0.23%
0073044	2	0.34%	10	1.70%	1	0.17%	588	0	0.00%	0	0.00%	1	0.17%
0073129	9	1.44%	8	1.28%	0	0.00%	625	0	0.00%	0	0.00%	0	0.00%
0073171	1	0.20%	6	1.21%	0	0.00%	497	0	0.00%	0	0.00%	0	0.00%
0073180	0	0.00%	6	1.11%	0	0.00%	540	0	0.00%	0	0.00%	0	0.00%
0073235	1	0.20%	7	1.42%	0	0.00%	493	0	0.00%	0	0.00%	0	0.00%
0073319	1	0.16%	7	1.11%	0	0.00%	628	0	0.00%	0	0.00%	0	0.00%
0073321	1	0.12%	14	1.67%	0	0.00%	837	0	0.00%	0	0.00%	0	0.00%
0073350	2	0.29%	4	0.58%	0	0.00%	689	0	0.00%	0	0.00%	0	0.00%
0073469	0	0.00%	3	0.50%	0	0.00%	595	0	0.00%	0	0.00%	0	0.00%
0073516	3	0.54%	5	0.89%	1	0.18%	560	0	0.00%	0	0.00%	1	0.18%
0073567	6	1.16%	3	0.58%	0	0.00%	519	0	0.00%	0	0.00%	0	0.00%

Precinct	THUY E. HUGENS Qualified Write In		MIKI HABRYN Qualified Write In		VINCE LUNDGREN Qualified Write In		VIVEK B. MOHAN Qualified Write In	
0064541	0	0.00%	0	0.00%	0	0.00%	0	0.00%
0066532	0	0.00%	0	0.00%	0	0.00%	0	0.00%
0066741	0	0.00%	0	0.00%	0	0.00%	0	0.00%
0067723	0	0.00%	0	0.00%	0	0.00%	0	0.00%
0069964	0	0.00%	0	0.00%	0	0.00%	0	0.00%
0071126	0	0.00%	0	0.00%	0	0.00%	0	0.00%
0071620	0	0.00%	0	0.00%	0	0.00%	0	0.00%
0071731	0	0.00%	0	0.00%	0	0.00%	0	0.00%
0072023	0		0		0		0	
0072165	0	0.00%	0	0.00%	0	0.00%	0	0.00%
0072268	0	0.00%	0	0.00%	0	0.00%	0	0.00%
0072293	0	0.00%	0	0.00%	0	0.00%	0	0.00%
0072310	0	0.00%	0	0.00%	0	0.00%	0	0.00%
0072532	0	0.00%	0	0.00%	0	0.00%	0	0.00%
0072564	0	0.00%	0	0.00%	0	0.00%	0	0.00%
0072606	0	0.00%	0	0.00%	0	0.00%	0	0.00%
0072640	0	0.00%	0	0.00%	0	0.00%	0	0.00%
0072713	0	0.00%	0	0.00%	0	0.00%	0	0.00%
0072796	0	0.00%	0	0.00%	0	0.00%	0	0.00%
0072804	0	0.00%	0	0.00%	0	0.00%	0	0.00%
0072850	0	0.00%	0	0.00%	0	0.00%	0	0.00%
0073018	0	0.00%	0	0.00%	0	0.00%	0	0.00%
0073044	0	0.00%	0	0.00%	0	0.00%	0	0.00%
0073129	0	0.00%	0	0.00%	0	0.00%	0	0.00%
0073171	0	0.00%	0	0.00%	0	0.00%	0	0.00%
0073180	0	0.00%	0	0.00%	0	0.00%	0	0.00%
0073235	0	0.00%	0	0.00%	0	0.00%	0	0.00%
0073319	0	0.00%	0	0.00%	0	0.00%	0	0.00%
0073321	0	0.00%	0	0.00%	0	0.00%	0	0.00%
0073350	0	0.00%	0	0.00%	0	0.00%	0	0.00%
0073469	0	0.00%	0	0.00%	0	0.00%	0	0.00%
0073516	0	0.00%	0	0.00%	0	0.00%	0	0.00%
0073567	0	0.00%	0	0.00%	0	0.00%	0	0.00%

Precinct	Times Cast	Registered Voters	Undervotes	Overvotes
0073634	888	1,422	459	3
0073656	799	1,222	373	1
0073683	918	1,473	447	0
0073700	910	1,483	534	1
0073752	810	1,378	388	1
0073775	865	1,430	460	4
0073817	938	1,432	430	1
0073849	727	1,298	373	0
0073938	906	1,521	499	0
0073946	747	1,341	421	1
0074561	54	76	9	0
0074802	10	14	5	0
0075243	229	343	45	0
0077164	650	1,004	225	1
0077380	242	377	100	1
0078116	497	681	165	0
0078953	225	357	69	1
0081237	1,029	1,688	486	2
0081274	1,024	1,523	531	1
0081320	771	1,247	356	3
0081393	1,102	1,647	442	1
0081419	990	1,607	508	2
0081550	1,392	1,773	660	2
0081643	1,048	1,771	566	5
0081708	738	1,130	382	1
0081779	870	1,447	463	1
0082009	747	1,634	425	7
0082053	867	1,628	441	4
0082102	807	1,451	418	1
0082146	882	1,400	427	6
0082185	977	1,715	478	3
0082255	977	1,636	420	2
0082287	953	1,532	353	1

Precinct	DAN KAPELOVITZ (G-P)		KEVIN K. KAUL (NPP)	
0073634	2	0.47%	0	0.00%
0073656	1	0.24%	0	0.00%
0073683	2	0.42%	1	0.21%
0073700	6	1.60%	1	0.27%
0073752	1	0.24%	0	0.00%
0073775	2	0.50%	4	1.00%
0073817	0	0.00%	0	0.00%
0073849	3	0.85%	0	0.00%
0073938	5	1.23%	0	0.00%
0073946	1	0.31%	0	0.00%
0074561	0	0.00%	0	0.00%
0074802	0	0.00%	0	0.00%
0075243	0	0.00%	2	1.09%
0077164	2	0.47%	0	0.00%
0077380	1	0.71%	0	0.00%
0078116	0	0.00%	0	0.00%
0078953	0	0.00%	0	0.00%
0081237	5	0.92%	0	0.00%
0081274	2	0.41%	0	0.00%
0081320	0	0.00%	0	0.00%
0081393	2	0.30%	0	0.00%
0081419	2	0.42%	0	0.00%
0081550	2	0.27%	0	0.00%
0081643	1	0.21%	0	0.00%
0081708	2	0.56%	0	0.00%
0081779	0	0.00%	0	0.00%
0082009	2	0.63%	0	0.00%
0082053	0	0.00%	1	0.24%
0082102	1	0.26%	0	0.00%
0082146	3	0.67%	0	0.00%
0082185	2	0.40%	1	0.20%
0082255	5	0.90%	0	0.00%
0082287	4	0.67%	0	0.00%

Precinct	CHAUNCEY "SLIM" KILLENS (REP)		KEVIN KILEY (REP)		PATRICK KILPATRICK (DEM)		ANTHONY TRIMINO (REP)		JOEL VENTRESCA (DEM)		KEVIN L. FAULCONER (REP)		RHONDA FURIN (REP)	
0073634	0	0.00%	26	6.10%	1	0.23%	2	0.47%	13	3.05%	27	6.34%	4	0.94%
0073656	1	0.24%	17	4.00%	1	0.24%	0	0.00%	7	1.65%	36	8.47%	2	0.47%
0073683	0	0.00%	28	5.94%	6	1.27%	2	0.42%	9	1.91%	46	9.77%	3	0.64%
0073700	1	0.27%	16	4.27%	4	1.07%	0	0.00%	11	2.93%	20	5.33%	0	0.00%
0073752	0	0.00%	18	4.28%	0	0.00%	2	0.48%	5	1.19%	33	7.84%	1	0.24%
0073775	0	0.00%	22	5.49%	3	0.75%	1	0.25%	2	0.50%	25	6.23%	1	0.25%
0073817	0	0.00%	21	4.14%	2	0.39%	0	0.00%	5	0.99%	29	5.72%	6	1.18%
0073849	0	0.00%	13	3.67%	1	0.28%	0	0.00%	6	1.69%	12	3.39%	0	0.00%
0073938	1	0.25%	23	5.65%	4	0.98%	0	0.00%	3	0.74%	27	6.63%	0	0.00%
0073946	0	0.00%	9	2.77%	4	1.23%	1	0.31%	9	2.77%	26	8.00%	1	0.31%
0074561	0	0.00%	0	0.00%	0	0.00%	0	0.00%	1	2.22%	2	4.44%	0	0.00%
0074802	0	0.00%	0	0.00%	0	0.00%	0	0.00%	0	0.00%	0	0.00%	0	0.00%
0075243	0	0.00%	8	4.35%	1	0.54%	0	0.00%	0	0.00%	24	13.04%	0	0.00%
0077164	0	0.00%	11	2.59%	4	0.94%	0	0.00%	4	0.94%	34	8.02%	0	0.00%
0077380	1	0.71%	9	6.38%	2	1.42%	0	0.00%	3	2.13%	6	4.26%	0	0.00%
0078116	1	0.30%	12	3.61%	4	1.20%	0	0.00%	2	0.60%	25	7.53%	0	0.00%
0078953	0	0.00%	8	5.16%	0	0.00%	0	0.00%	1	0.65%	16	10.32%	0	0.00%
0081237	0	0.00%	31	5.73%	2	0.37%	0	0.00%	15	2.77%	47	8.69%	3	0.55%
0081274	0	0.00%	21	4.27%	7	1.42%	3	0.61%	10	2.03%	42	8.54%	1	0.20%
0081320	0	0.00%	29	7.04%	5	1.21%	2	0.49%	6	1.46%	25	6.07%	0	0.00%
0081393	0	0.00%	40	6.07%	3	0.46%	3	0.46%	5	0.76%	78	11.84%	1	0.15%
0081419	0	0.00%	27	5.63%	7	1.46%	3	0.63%	10	2.08%	21	4.38%	0	0.00%
0081550	1	0.14%	27	3.70%	6	0.82%	1	0.14%	14	1.92%	87	11.92%	0	0.00%
0081643	0	0.00%	21	4.40%	7	1.47%	0	0.00%	12	2.52%	32	6.71%	2	0.42%
0081708	0	0.00%	10	2.82%	4	1.13%	0	0.00%	5	1.41%	37	10.42%	1	0.28%
0081779	0	0.00%	15	3.69%	4	0.99%	0	0.00%	20	4.93%	30	7.39%	2	0.49%
0082009	0	0.00%	25	7.94%	6	1.90%	0	0.00%	11	3.49%	16	5.08%	1	0.32%
0082053	0	0.00%	31	7.35%	1	0.24%	0	0.00%	10	2.37%	12	2.84%	8	1.90%
0082102	0	0.00%	18	4.64%	2	0.52%	1	0.26%	1	0.26%	18	4.64%	0	0.00%
0082146	1	0.22%	13	2.90%	6	1.34%	0	0.00%	10	2.23%	33	7.35%	0	0.00%
0082185	0	0.00%	33	6.65%	2	0.40%	4	0.81%	9	1.81%	38	7.66%	2	0.40%
0082255	2	0.36%	31	5.59%	2	0.36%	1	0.18%	8	1.44%	21	3.78%	1	0.18%
0082287	0	0.00%	32	5.34%	6	1.00%	1	0.17%	3	0.50%	59	9.85%	1	0.17%

Precinct	ROBERT C. NEWMAN II (REP)		DENNIS RICHTER (NPP)		BRANDON M. ROSS (DEM)		SAM L. GALLUCCI (REP)		TED GAINES (REP)		CAITLYN JENNER (REP)		LEO S. ZACKY (REP)	
0073634	1	0.23%	0	0.00%	31	7.28%	0	0.00%	4	0.94%	3	0.70%	0	0.00%
0073656	2	0.47%	1	0.24%	31	7.29%	0	0.00%	8	1.88%	2	0.47%	0	0.00%
0073683	1	0.21%	1	0.21%	34	7.22%	0	0.00%	3	0.64%	7	1.49%	0	0.00%
0073700	0	0.00%	0	0.00%	39	10.40%	0	0.00%	2	0.53%	2	0.53%	0	0.00%
0073752	2	0.48%	0	0.00%	42	9.98%	0	0.00%	2	0.48%	6	1.43%	0	0.00%
0073775	0	0.00%	1	0.25%	33	8.23%	0	0.00%	2	0.50%	8	2.00%	0	0.00%
0073817	5	0.99%	0	0.00%	37	7.30%	1	0.20%	8	1.58%	4	0.79%	0	0.00%
0073849	0	0.00%	0	0.00%	35	9.89%	0	0.00%	9	2.54%	10	2.82%	0	0.00%
0073938	6	1.47%	1	0.25%	35	8.60%	0	0.00%	1	0.25%	6	1.47%	0	0.00%
0073946	2	0.62%	0	0.00%	34	10.46%	8	2.46%	3	0.92%	2	0.62%	0	0.00%
0074561	1	2.22%	0	0.00%	0	0.00%	0	0.00%	2	4.44%	1	2.22%	0	0.00%
0074802	0	0.00%	0	0.00%	0	0.00%	0	0.00%	1	20.00%	0	0.00%	0	0.00%
0075243	0	0.00%	1	0.54%	3	1.63%	0	0.00%	3	1.63%	1	0.54%	0	0.00%
0077164	0	0.00%	0	0.00%	17	4.01%	1	0.24%	8	1.89%	5	1.18%	1	0.24%
0077380	0	0.00%	0	0.00%	9	6.38%	0	0.00%	3	2.13%	4	2.84%	0	0.00%
0078116	0	0.00%	0	0.00%	11	3.31%	0	0.00%	4	1.20%	4	1.20%	2	0.60%
0078953	1	0.65%	0	0.00%	2	1.29%	0	0.00%	2	1.29%	3	1.94%	0	0.00%
0081237	2	0.37%	0	0.00%	36	6.65%	1	0.18%	6	1.11%	5	0.92%	0	0.00%
0081274	2	0.41%	2	0.41%	37	7.52%	2	0.41%	5	1.02%	5	1.02%	0	0.00%
0081320	2	0.49%	0	0.00%	31	7.52%	2	0.49%	5	1.21%	6	1.46%	0	0.00%
0081393	1	0.15%	3	0.46%	29	4.40%	3	0.46%	14	2.12%	5	0.76%	1	0.15%
0081419	3	0.63%	1	0.21%	44	9.17%	1	0.21%	9	1.88%	4	0.83%	0	0.00%
0081550	0	0.00%	1	0.14%	45	6.16%	1	0.14%	6	0.82%	2	0.27%	0	0.00%
0081643	3	0.63%	0	0.00%	50	10.48%	3	0.63%	8	1.68%	5	1.05%	0	0.00%
0081708	1	0.28%	0	0.00%	20	5.63%	0	0.00%	6	1.69%	5	1.41%	0	0.00%
0081779	0	0.00%	1	0.25%	36	8.87%	1	0.25%	3	0.74%	2	0.49%	0	0.00%
0082009	5	1.59%	0	0.00%	26	8.25%	1	0.32%	3	0.95%	7	2.22%	0	0.00%
0082053	0	0.00%	1	0.24%	36	8.53%	0	0.00%	12	2.84%	4	0.95%	0	0.00%
0082102	3	0.77%	2	0.52%	37	9.54%	0	0.00%	5	1.29%	2	0.52%	1	0.26%
0082146	2	0.45%	0	0.00%	26	5.79%	0	0.00%	10	2.23%	12	2.67%	2	0.45%
0082185	3	0.60%	0	0.00%	30	6.05%	0	0.00%	21	4.23%	3	0.60%	0	0.00%
0082255	2	0.36%	6	1.08%	39	7.03%	1	0.18%	10	1.80%	3	0.54%	0	0.00%
0082287	3	0.50%	1	0.17%	51	8.51%	3	0.50%	14	2.34%	12	2.00%	0	0.00%

Precinct	JENNY RAE LE ROUX (REP)		DAVID LOZANO (REP)		STEVE CHAVEZ LODGE (REP)		MICHAEL LOEBBS (NPP)		DENIS LUCEY (NPP)		DIEGO MARTINEZ (REP)		JEREMIAH "JEREMY" MARCINIAK (NPP)	
0073634	1	0.23%	1	0.23%	0	0.00%	0	0.00%	1	0.23%	0	0.00%	0	0.00%
0073656	3	0.71%	0	0.00%	1	0.24%	0	0.00%	0	0.00%	0	0.00%	0	0.00%
0073683	0	0.00%	1	0.21%	0	0.00%	1	0.21%	0	0.00%	0	0.00%	0	0.00%
0073700	0	0.00%	0	0.00%	0	0.00%	4	1.07%	0	0.00%	0	0.00%	0	0.00%
0073752	0	0.00%	2	0.48%	0	0.00%	3	0.71%	0	0.00%	1	0.24%	0	0.00%
0073775	3	0.75%	0	0.00%	0	0.00%	0	0.00%	0	0.00%	0	0.00%	0	0.00%
0073817	1	0.20%	0	0.00%	2	0.39%	2	0.39%	0	0.00%	1	0.20%	0	0.00%
0073849	1	0.28%	0	0.00%	0	0.00%	2	0.56%	0	0.00%	0	0.00%	1	0.28%
0073938	0	0.00%	0	0.00%	0	0.00%	0	0.00%	0	0.00%	0	0.00%	0	0.00%
0073946	0	0.00%	2	0.62%	1	0.31%	2	0.62%	0	0.00%	3	0.92%	0	0.00%
0074561	0	0.00%	0	0.00%	0	0.00%	0	0.00%	0	0.00%	0	0.00%	0	0.00%
0074802	0	0.00%	0	0.00%	0	0.00%	0	0.00%	0	0.00%	0	0.00%	0	0.00%
0075243	1	0.54%	0	0.00%	0	0.00%	0	0.00%	0	0.00%	0	0.00%	0	0.00%
0077164	0	0.00%	0	0.00%	0	0.00%	0	0.00%	0	0.00%	0	0.00%	0	0.00%
0077380	0	0.00%	0	0.00%	0	0.00%	0	0.00%	0	0.00%	0	0.00%	0	0.00%
0078116	0	0.00%	2	0.60%	0	0.00%	0	0.00%	0	0.00%	1	0.30%	0	0.00%
0078953	0	0.00%	0	0.00%	0	0.00%	0	0.00%	0	0.00%	1	0.65%	0	0.00%
0081237	1	0.18%	0	0.00%	1	0.18%	2	0.37%	1	0.18%	0	0.00%	0	0.00%
0081274	2	0.41%	0	0.00%	1	0.20%	2	0.41%	0	0.00%	1	0.20%	0	0.00%
0081320	2	0.49%	0	0.00%	0	0.00%	2	0.49%	0	0.00%	0	0.00%	0	0.00%
0081393	1	0.15%	0	0.00%	0	0.00%	0	0.00%	0	0.00%	1	0.15%	0	0.00%
0081419	2	0.42%	2	0.42%	0	0.00%	0	0.00%	0	0.00%	0	0.00%	0	0.00%
0081550	2	0.27%	3	0.41%	1	0.14%	2	0.27%	0	0.00%	0	0.00%	0	0.00%
0081643	1	0.21%	1	0.21%	0	0.00%	2	0.42%	0	0.00%	0	0.00%	0	0.00%
0081708	0	0.00%	0	0.00%	1	0.28%	0	0.00%	0	0.00%	0	0.00%	0	0.00%
0081779	0	0.00%	2	0.49%	1	0.25%	0	0.00%	0	0.00%	0	0.00%	0	0.00%
0082009	0	0.00%	0	0.00%	0	0.00%	1	0.32%	0	0.00%	0	0.00%	0	0.00%
0082053	1	0.24%	5	1.18%	0	0.00%	3	0.71%	0	0.00%	0	0.00%	0	0.00%
0082102	0	0.00%	0	0.00%	0	0.00%	4	1.03%	0	0.00%	0	0.00%	0	0.00%
0082146	0	0.00%	0	0.00%	1	0.22%	1	0.22%	0	0.00%	0	0.00%	0	0.00%
0082185	1	0.20%	0	0.00%	0	0.00%	0	0.00%	0	0.00%	1	0.20%	0	0.00%
0082255	3	0.54%	0	0.00%	3	0.54%	1	0.18%	1	0.18%	0	0.00%	2	0.36%
0082287	1	0.17%	0	0.00%	0	0.00%	1	0.17%	0	0.00%	0	0.00%	0	0.00%

Precinct	DANIEL MERCURI (REP)		JACQUELINE MCGOWAN (DEM)		DAVID MOORE (NPP)		DAVID ALEXANDER BRAMANTE (REP)		HOLLY L. BAABE (DEM)		ANGELYNE (NPP)		JAMES G. HANINK (NPP)	
0073634	0	0.00%	19	4.46%	3	0.70%	2	0.47%	4	0.94%	1	0.23%	0	0.00%
0073656	1	0.24%	16	3.76%	2	0.47%	0	0.00%	7	1.65%	0	0.00%	0	0.00%
0073683	0	0.00%	27	5.73%	0	0.00%	0	0.00%	3	0.64%	0	0.00%	1	0.21%
0073700	2	0.53%	12	3.20%	0	0.00%	0	0.00%	2	0.53%	1	0.27%	1	0.27%
0073752	0	0.00%	12	2.85%	1	0.24%	0	0.00%	4	0.95%	0	0.00%	0	0.00%
0073775	0	0.00%	18	4.49%	0	0.00%	1	0.25%	5	1.25%	2	0.50%	2	0.50%
0073817	0	0.00%	20	3.94%	0	0.00%	0	0.00%	4	0.79%	0	0.00%	2	0.39%
0073849	0	0.00%	11	3.11%	6	1.69%	0	0.00%	0	0.00%	0	0.00%	0	0.00%
0073938	0	0.00%	10	2.46%	8	1.97%	0	0.00%	2	0.49%	0	0.00%	0	0.00%
0073946	0	0.00%	14	4.31%	2	0.62%	0	0.00%	4	1.23%	0	0.00%	0	0.00%
0074561	0	0.00%	1	2.22%	0	0.00%	0	0.00%	0	0.00%	0	0.00%	0	0.00%
0074802	0	0.00%	0	0.00%	0	0.00%	0	0.00%	0	0.00%	0	0.00%	0	0.00%
0075243	0	0.00%	5	2.72%	0	0.00%	0	0.00%	1	0.54%	0	0.00%	0	0.00%
0077164	0	0.00%	8	1.89%	1	0.24%	2	0.47%	5	1.18%	3	0.71%	0	0.00%
0077380	0	0.00%	6	4.26%	1	0.71%	0	0.00%	1	0.71%	0	0.00%	0	0.00%
0078116	0	0.00%	6	1.81%	1	0.30%	0	0.00%	1	0.30%	1	0.30%	0	0.00%
0078953	0	0.00%	6	3.87%	1	0.65%	0	0.00%	4	2.58%	0	0.00%	0	0.00%
0081237	0	0.00%	17	3.14%	8	1.48%	0	0.00%	4	0.74%	0	0.00%	0	0.00%
0081274	0	0.00%	13	2.64%	2	0.41%	0	0.00%	6	1.22%	3	0.61%	0	0.00%
0081320	0	0.00%	18	4.37%	1	0.24%	0	0.00%	3	0.73%	0	0.00%	0	0.00%
0081393	0	0.00%	16	2.43%	2	0.30%	0	0.00%	7	1.06%	0	0.00%	0	0.00%
0081419	0	0.00%	13	2.71%	4	0.83%	0	0.00%	7	1.46%	3	0.63%	0	0.00%
0081550	1	0.14%	14	1.92%	0	0.00%	3	0.41%	10	1.37%	1	0.14%	0	0.00%
0081643	0	0.00%	18	3.77%	1	0.21%	2	0.42%	4	0.84%	0	0.00%	0	0.00%
0081708	1	0.28%	19	5.35%	4	1.13%	0	0.00%	4	1.13%	1	0.28%	0	0.00%
0081779	0	0.00%	19	4.68%	1	0.25%	1	0.25%	3	0.74%	0	0.00%	1	0.25%
0082009	0	0.00%	10	3.17%	1	0.32%	0	0.00%	5	1.59%	1	0.32%	0	0.00%
0082053	0	0.00%	11	2.61%	2	0.47%	1	0.24%	8	1.90%	1	0.24%	0	0.00%
0082102	0	0.00%	24	6.19%	2	0.52%	0	0.00%	6	1.55%	0	0.00%	2	0.52%
0082146	0	0.00%	20	4.45%	2	0.45%	0	0.00%	4	0.89%	0	0.00%	0	0.00%
0082185	1	0.20%	18	3.63%	1	0.20%	0	0.00%	8	1.61%	1	0.20%	0	0.00%
0082255	0	0.00%	14	2.52%	3	0.54%	2	0.36%	5	0.90%	1	0.18%	0	0.00%
0082287	0	0.00%	12	2.00%	4	0.67%	0	0.00%	9	1.50%	0	0.00%	0	0.00%

Precinct	DAVID HILLBERG (REP)		JEFF HEWITT (LIB)		JOHN R. DRAKE (DEM)		LARRY A. ELDER (REP)		KEVIN PAFFRATH (DEM)		ADAM PAPAGAN (NPP)		ARMANDO "MANDO" PEREZ- SERRATO (DEM)	
0073634	0	0.00%	7	1.64%	2	0.47%	189	44.37%	43	10.09%	0	0.00%	3	0.70%
0073656	0	0.00%	1	0.24%	5	1.18%	174	40.94%	53	12.47%	0	0.00%	5	1.18%
0073683	0	0.00%	2	0.42%	1	0.21%	222	47.13%	34	7.22%	0	0.00%	3	0.64%
0073700	0	0.00%	2	0.53%	3	0.80%	179	47.73%	36	9.60%	0	0.00%	7	1.87%
0073752	0	0.00%	0	0.00%	2	0.48%	208	49.41%	47	11.16%	0	0.00%	2	0.48%
0073775	1	0.25%	2	0.50%	6	1.50%	175	43.64%	52	12.97%	0	0.00%	0	0.00%
0073817	0	0.00%	7	1.38%	3	0.59%	249	49.11%	48	9.47%	1	0.20%	1	0.20%
0073849	0	0.00%	0	0.00%	1	0.28%	153	43.22%	46	12.99%	0	0.00%	2	0.56%
0073938	0	0.00%	3	0.74%	3	0.74%	175	43.00%	48	11.79%	0	0.00%	5	1.23%
0073946	0	0.00%	7	2.15%	0	0.00%	119	36.62%	37	11.38%	1	0.31%	2	0.62%
0074561	0	0.00%	0	0.00%	0	0.00%	37	82.22%	0	0.00%	0	0.00%	0	0.00%
0074802	0	0.00%	0	0.00%	0	0.00%	1	20.00%	0	0.00%	0	0.00%	1	20.00%
0075243	0	0.00%	0	0.00%	0	0.00%	105	57.07%	8	4.35%	0	0.00%	0	0.00%
0077164	0	0.00%	1	0.24%	2	0.47%	245	57.78%	14	3.30%	0	0.00%	0	0.00%
0077380	0	0.00%	1	0.71%	0	0.00%	71	50.35%	8	5.67%	0	0.00%	0	0.00%
0078116	0	0.00%	0	0.00%	2	0.60%	220	66.27%	9	2.71%	0	0.00%	0	0.00%
0078953	0	0.00%	1	0.65%	1	0.65%	75	48.39%	11	7.10%	0	0.00%	5	3.23%
0081237	0	0.00%	1	0.18%	3	0.55%	274	50.65%	40	7.39%	1	0.18%	7	1.29%
0081274	0	0.00%	3	0.61%	1	0.20%	208	42.28%	54	10.98%	0	0.00%	2	0.41%
0081320	0	0.00%	4	0.97%	7	1.70%	195	47.33%	38	9.22%	0	0.00%	2	0.49%
0081393	0	0.00%	4	0.61%	3	0.46%	331	50.23%	39	5.92%	0	0.00%	1	0.15%
0081419	0	0.00%	3	0.63%	3	0.63%	212	44.17%	45	9.38%	0	0.00%	2	0.42%
0081550	0	0.00%	6	0.82%	2	0.27%	381	52.19%	44	6.03%	0	0.00%	1	0.14%
0081643	1	0.21%	3	0.63%	7	1.47%	175	36.69%	69	14.47%	0	0.00%	5	1.05%
0081708	0	0.00%	4	1.13%	1	0.28%	130	36.62%	54	15.21%	0	0.00%	0	0.00%
0081779	2	0.49%	0	0.00%	5	1.23%	172	42.36%	56	13.79%	0	0.00%	2	0.49%
0082009	0	0.00%	2	0.63%	6	1.90%	101	32.06%	47	14.92%	0	0.00%	2	0.63%
0082053	0	0.00%	4	0.95%	5	1.18%	170	40.28%	51	12.09%	0	0.00%	2	0.47%
0082102	0	0.00%	1	0.26%	2	0.52%	175	45.10%	46	11.86%	1	0.26%	0	0.00%
0082146	0	0.00%	2	0.45%	7	1.56%	211	46.99%	37	8.24%	0	0.00%	5	1.11%
0082185	0	0.00%	5	1.01%	5	1.01%	206	41.53%	43	8.67%	0	0.00%	5	1.01%
0082255	0	0.00%	1	0.18%	3	0.54%	287	51.71%	53	9.55%	0	0.00%	2	0.36%
0082287	0	0.00%	2	0.33%	5	0.83%	283	47.25%	37	6.18%	0	0.00%	9	1.50%

Precinct	JOHN COX (REP)		HEATHER COLLINS (G-P)		DANIEL WATTS (DEM)		NICKOLAS WILDSTAR (REP)		SARAH STEPHENS (REP)		DENVER STONER (REP)		JOE M. SYMMON (REP)	
0073634	19	4.46%	0	0.00%	8	1.88%	0	0.00%	1	0.23%	1	0.23%	0	0.00%
0073656	23	5.41%	0	0.00%	12	2.82%	0	0.00%	0	0.00%	2	0.47%	0	0.00%
0073683	13	2.76%	1	0.21%	16	3.40%	0	0.00%	0	0.00%	0	0.00%	0	0.00%
0073700	10	2.67%	0	0.00%	9	2.40%	0	0.00%	0	0.00%	1	0.27%	1	0.27%
0073752	15	3.56%	1	0.24%	0	0.00%	0	0.00%	2	0.48%	0	0.00%	0	0.00%
0073775	12	2.99%	0	0.00%	10	2.49%	0	0.00%	2	0.50%	1	0.25%	0	0.00%
0073817	25	4.93%	2	0.39%	16	3.16%	0	0.00%	0	0.00%	0	0.00%	0	0.00%
0073849	15	4.24%	0	0.00%	14	3.95%	3	0.85%	0	0.00%	0	0.00%	0	0.00%
0073938	24	5.90%	3	0.74%	6	1.47%	1	0.25%	2	0.49%	0	0.00%	0	0.00%
0073946	15	4.62%	1	0.31%	5	1.54%	1	0.31%	0	0.00%	1	0.31%	0	0.00%
0074561	0	0.00%	0	0.00%	0	0.00%	0	0.00%	0	0.00%	0	0.00%	0	0.00%
0074802	2	40.00%	0	0.00%	0	0.00%	0	0.00%	0	0.00%	0	0.00%	0	0.00%
0075243	17	9.24%	1	0.54%	0	0.00%	0	0.00%	0	0.00%	0	0.00%	0	0.00%
0077164	39	9.20%	0	0.00%	3	0.71%	2	0.47%	0	0.00%	3	0.71%	0	0.00%
0077380	9	6.38%	2	1.42%	2	1.42%	0	0.00%	0	0.00%	0	0.00%	0	0.00%
0078116	13	3.92%	3	0.90%	1	0.30%	0	0.00%	0	0.00%	3	0.90%	0	0.00%
0078953	12	7.74%	0	0.00%	2	1.29%	0	0.00%	1	0.65%	1	0.65%	0	0.00%
0081237	19	3.51%	1	0.18%	7	1.29%	0	0.00%	0	0.00%	0	0.00%	0	0.00%
0081274	27	5.49%	2	0.41%	10	2.03%	0	0.00%	2	0.41%	1	0.20%	0	0.00%
0081320	12	2.91%	2	0.49%	9	2.18%	0	0.00%	1	0.24%	0	0.00%	0	0.00%
0081393	44	6.68%	3	0.46%	11	1.67%	1	0.15%	0	0.00%	2	0.30%	0	0.00%
0081419	26	5.42%	2	0.42%	13	2.71%	0	0.00%	0	0.00%	2	0.42%	0	0.00%
0081550	31	4.25%	4	0.55%	16	2.19%	0	0.00%	1	0.14%	1	0.14%	0	0.00%
0081643	26	5.45%	0	0.00%	7	1.47%	0	0.00%	0	0.00%	1	0.21%	0	0.00%
0081708	23	6.48%	0	0.00%	12	3.38%	0	0.00%	1	0.28%	0	0.00%	0	0.00%
0081779	12	2.96%	2	0.49%	7	1.72%	0	0.00%	0	0.00%	1	0.25%	0	0.00%
0082009	22	6.98%	1	0.32%	6	1.90%	0	0.00%	0	0.00%	0	0.00%	0	0.00%
0082053	23	5.45%	2	0.47%	10	2.37%	0	0.00%	0	0.00%	3	0.71%	0	0.00%
0082102	19	4.90%	0	0.00%	8	2.06%	0	0.00%	1	0.26%	0	0.00%	0	0.00%
0082146	19	4.23%	1	0.22%	9	2.00%	0	0.00%	0	0.00%	2	0.45%	0	0.00%
0082185	29	5.85%	1	0.20%	14	2.82%	0	0.00%	0	0.00%	0	0.00%	0	0.00%
0082255	28	5.05%	2	0.36%	1	0.18%	1	0.18%	0	0.00%	1	0.18%	1	0.18%
0082287	27	4.51%	2	0.33%	8	1.34%	0	0.00%	1	0.17%	0	0.00%	0	0.00%

Precinct	MAJOR SINGH (NPP)		DOUG OSE (REP)		Write-in		Total Votes	ROXANNE Qualified Write In		STACY SMITH Qualified Write In		MAJOR WILLIAMS Qualified Write In	
0073634	0	0.00%	7	1.64%	0	0.00%	426	0	0.00%	0	0.00%	0	0.00%
0073656	4	0.94%	5	1.18%	2	0.47%	425	0	0.00%	0	0.00%	2	0.47%
0073683	1	0.21%	2	0.42%	0	0.00%	471	0	0.00%	0	0.00%	0	0.00%
0073700	0	0.00%	1	0.27%	2	0.53%	375	0	0.00%	0	0.00%	2	0.53%
0073752	0	0.00%	9	2.14%	0	0.00%	421	0	0.00%	0	0.00%	0	0.00%
0073775	2	0.50%	3	0.75%	0	0.00%	401	0	0.00%	0	0.00%	0	0.00%
0073817	0	0.00%	5	0.99%	0	0.00%	507	0	0.00%	0	0.00%	0	0.00%
0073849	7	1.98%	3	0.85%	0	0.00%	354	0	0.00%	0	0.00%	0	0.00%
0073938	3	0.74%	2	0.49%	0	0.00%	407	0	0.00%	0	0.00%	0	0.00%
0073946	5	1.54%	3	0.92%	0	0.00%	325	0	0.00%	0	0.00%	0	0.00%
0074561	0	0.00%	0	0.00%	0	0.00%	45	0	0.00%	0	0.00%	0	0.00%
0074802	0	0.00%	0	0.00%	0	0.00%	5	0	0.00%	0	0.00%	0	0.00%
0075243	0	0.00%	3	1.63%	0	0.00%	184	0	0.00%	0	0.00%	0	0.00%
0077164	1	0.24%	8	1.89%	0	0.00%	424	0	0.00%	0	0.00%	0	0.00%
0077380	0	0.00%	0	0.00%	2	1.42%	141	0	0.00%	0	0.00%	2	1.42%
0078116	0	0.00%	4	1.20%	0	0.00%	332	0	0.00%	0	0.00%	0	0.00%
0078953	0	0.00%	1	0.65%	0	0.00%	155	0	0.00%	0	0.00%	0	0.00%
0081237	1	0.18%	0	0.00%	0	0.00%	541	0	0.00%	0	0.00%	0	0.00%
0081274	4	0.81%	9	1.83%	0	0.00%	492	0	0.00%	0	0.00%	0	0.00%
0081320	0	0.00%	3	0.73%	0	0.00%	412	0	0.00%	0	0.00%	0	0.00%
0081393	1	0.15%	3	0.46%	1	0.15%	659	0	0.00%	0	0.00%	1	0.15%
0081419	3	0.63%	5	1.04%	1	0.21%	480	0	0.00%	0	0.00%	1	0.21%
0081550	4	0.55%	9	1.23%	0	0.00%	730	0	0.00%	0	0.00%	0	0.00%
0081643	5	1.05%	4	0.84%	1	0.21%	477	0	0.00%	0	0.00%	1	0.21%
0081708	4	1.13%	5	1.41%	0	0.00%	355	0	0.00%	0	0.00%	0	0.00%
0081779	4	0.99%	1	0.25%	0	0.00%	406	0	0.00%	0	0.00%	0	0.00%
0082009	2	0.63%	5	1.59%	0	0.00%	315	0	0.00%	0	0.00%	0	0.00%
0082053	1	0.24%	3	0.71%	0	0.00%	422	0	0.00%	0	0.00%	0	0.00%
0082102	4	1.03%	2	0.52%	0	0.00%	388	0	0.00%	0	0.00%	0	0.00%
0082146	4	0.89%	6	1.34%	0	0.00%	449	0	0.00%	0	0.00%	0	0.00%
0082185	3	0.60%	6	1.21%	0	0.00%	496	0	0.00%	0	0.00%	0	0.00%
0082255	5	0.90%	2	0.36%	1	0.18%	555	0	0.00%	0	0.00%	1	0.18%
0082287	3	0.50%	5	0.83%	0	0.00%	599	0	0.00%	0	0.00%	0	0.00%

Precinct	THUY E. HUGENS Qualified Write In		MIKI HABRYN Qualified Write In		VINCE LUNDGREN Qualified Write In		VIVEK B. MOHAN Qualified Write In	
0073634	0	0.00%	0	0.00%	0	0.00%	0	0.00%
0073656	0	0.00%	0	0.00%	0	0.00%	0	0.00%
0073683	0	0.00%	0	0.00%	0	0.00%	0	0.00%
0073700	0	0.00%	0	0.00%	0	0.00%	0	0.00%
0073752	0	0.00%	0	0.00%	0	0.00%	0	0.00%
0073775	0	0.00%	0	0.00%	0	0.00%	0	0.00%
0073817	0	0.00%	0	0.00%	0	0.00%	0	0.00%
0073849	0	0.00%	0	0.00%	0	0.00%	0	0.00%
0073938	0	0.00%	0	0.00%	0	0.00%	0	0.00%
0073946	0	0.00%	0	0.00%	0	0.00%	0	0.00%
0074561	0	0.00%	0	0.00%	0	0.00%	0	0.00%
0074802	0	0.00%	0	0.00%	0	0.00%	0	0.00%
0075243	0	0.00%	0	0.00%	0	0.00%	0	0.00%
0077164	0	0.00%	0	0.00%	0	0.00%	0	0.00%
0077380	0	0.00%	0	0.00%	0	0.00%	0	0.00%
0078116	0	0.00%	0	0.00%	0	0.00%	0	0.00%
0078953	0	0.00%	0	0.00%	0	0.00%	0	0.00%
0081237	0	0.00%	0	0.00%	0	0.00%	0	0.00%
0081274	0	0.00%	0	0.00%	0	0.00%	0	0.00%
0081320	0	0.00%	0	0.00%	0	0.00%	0	0.00%
0081393	0	0.00%	0	0.00%	0	0.00%	0	0.00%
0081419	0	0.00%	0	0.00%	0	0.00%	0	0.00%
0081550	0	0.00%	0	0.00%	0	0.00%	0	0.00%
0081643	0	0.00%	0	0.00%	0	0.00%	0	0.00%
0081708	0	0.00%	0	0.00%	0	0.00%	0	0.00%
0081779	0	0.00%	0	0.00%	0	0.00%	0	0.00%
0082009	0	0.00%	0	0.00%	0	0.00%	0	0.00%
0082053	0	0.00%	0	0.00%	0	0.00%	0	0.00%
0082102	0	0.00%	0	0.00%	0	0.00%	0	0.00%
0082146	0	0.00%	0	0.00%	0	0.00%	0	0.00%
0082185	0	0.00%	0	0.00%	0	0.00%	0	0.00%
0082255	0	0.00%	0	0.00%	0	0.00%	0	0.00%
0082287	0	0.00%	0	0.00%	0	0.00%	0	0.00%

Precinct	Times Cast	Registered Voters	Undervotes	Overvotes
0082307	832	1,261	349	1
0082328	843	1,323	377	1
0082372	1,067	1,369	409	0
0082504	1,074	1,619	392	0
0082568	867	1,288	324	1
0082619	1,227	1,837	484	2
0082633	1,251	1,643	377	0
0082706	988	1,458	314	0
0082774	1,262	1,751	397	2
0082835	1,117	1,515	321	1
0082880	985	1,517	356	2
0083003	1,311	1,922	433	4
0083213	1,332	1,774	353	4
0083305	1,010	1,662	419	2
0083357	994	1,508	440	2
0083452	1,051	1,523	410	4
0083511	931	1,473	403	0
0083544	964	1,580	425	4
0083577	620	1,006	268	1
0083900	59	72	9	0
0084250	128	192	28	0
0085145	0	0	0	0
0085426	3	4	0	0
0085914	0	0	0	0
0085988	937	1,250	217	0
0086376	81	134	15	0
0086807	200	294	48	0
0087126	16	18	2	0
0087704	264	347	51	0
0088515	1,288	1,917	369	1
0088616	722	1,185	222	2
0088679	785	1,396	276	7
0088707	868	1,445	282	5

Precinct	DAN KAPELOVITZ (G-P)		KEVIN K. KAUL (NPP)	
0082307	0	0.00%	0	0.00%
0082328	0	0.00%	0	0.00%
0082372	4	0.61%	0	0.00%
0082504	4	0.59%	0	0.00%
0082568	3	0.55%	0	0.00%
0082619	3	0.40%	0	0.00%
0082633	3	0.34%	0	0.00%
0082706	4	0.59%	0	0.00%
0082774	2	0.23%	0	0.00%
0082835	3	0.38%	0	0.00%
0082880	1	0.16%	0	0.00%
0083003	4	0.46%	0	0.00%
0083213	1	0.10%	1	0.10%
0083305	4	0.68%	0	0.00%
0083357	1	0.18%	0	0.00%
0083452	2	0.31%	0	0.00%
0083511	2	0.38%	1	0.19%
0083544	3	0.56%	4	0.75%
0083577	1	0.28%	0	0.00%
0083900	0	0.00%	0	0.00%
0084250	1	1.00%	0	0.00%
0085145	0		0	
0085426	0	0.00%	0	0.00%
0085914	0		0	
0085988	1	0.14%	0	0.00%
0086376	0	0.00%	1	1.52%
0086807	0	0.00%	0	0.00%
0087126	0	0.00%	0	0.00%
0087704	0	0.00%	0	0.00%
0088515	0	0.00%	0	0.00%
0088616	2	0.40%	0	0.00%
0088679	2	0.40%	0	0.00%
0088707	6	1.03%	0	0.00%

Precinct	CHAUNCEY "SLIM" KILLENS (REP)		KEVIN KILEY (REP)		PATRICK KILPATRICK (DEM)		ANTHONY TRIMINO (REP)		JOEL VENTRESCA (DEM)		KEVIN L. FAULCONER (REP)		RHONDA FURIN (REP)	
0082307	0	0.00%	20	4.15%	0	0.00%	0	0.00%	6	1.24%	54	11.20%	0	0.00%
0082328	0	0.00%	20	4.30%	0	0.00%	2	0.43%	7	1.51%	29	6.24%	1	0.22%
0082372	0	0.00%	49	7.45%	3	0.46%	1	0.15%	2	0.30%	94	14.29%	0	0.00%
0082504	0	0.00%	37	5.43%	3	0.44%	2	0.29%	5	0.73%	46	6.74%	0	0.00%
0082568	1	0.18%	29	5.35%	6	1.11%	3	0.55%	3	0.55%	35	6.46%	0	0.00%
0082619	0	0.00%	43	5.80%	5	0.67%	0	0.00%	13	1.75%	57	7.69%	2	0.27%
0082633	0	0.00%	33	3.78%	5	0.57%	0	0.00%	4	0.46%	80	9.15%	0	0.00%
0082706	0	0.00%	37	5.49%	5	0.74%	1	0.15%	8	1.19%	59	8.75%	1	0.15%
0082774	2	0.23%	62	7.18%	1	0.12%	1	0.12%	8	0.93%	70	8.11%	1	0.12%
0082835	0	0.00%	42	5.28%	5	0.63%	3	0.38%	6	0.75%	52	6.54%	0	0.00%
0082880	2	0.32%	32	5.10%	6	0.96%	2	0.32%	11	1.75%	42	6.70%	1	0.16%
0083003	0	0.00%	38	4.35%	7	0.80%	4	0.46%	10	1.14%	53	6.06%	2	0.23%
0083213	0	0.00%	52	5.33%	0	0.00%	0	0.00%	2	0.21%	75	7.69%	1	0.10%
0083305	0	0.00%	30	5.09%	4	0.68%	2	0.34%	9	1.53%	52	8.83%	2	0.34%
0083357	1	0.18%	28	5.07%	4	0.72%	0	0.00%	7	1.27%	45	8.15%	0	0.00%
0083452	1	0.16%	57	8.95%	1	0.16%	0	0.00%	6	0.94%	58	9.11%	3	0.47%
0083511	0	0.00%	28	5.30%	1	0.19%	3	0.57%	1	0.19%	55	10.42%	1	0.19%
0083544	0	0.00%	28	5.23%	3	0.56%	2	0.37%	7	1.31%	28	5.23%	0	0.00%
0083577	0	0.00%	25	7.12%	0	0.00%	5	1.42%	12	3.42%	29	8.26%	0	0.00%
0083900	0	0.00%	0	0.00%	0	0.00%	0	0.00%	1	2.00%	13	26.00%	0	0.00%
0084250	0	0.00%	2	2.00%	0	0.00%	0	0.00%	0	0.00%	10	10.00%	0	0.00%
0085145	0		0		0		0		0		0		0	
0085426	0	0.00%	3	100.00%	0	0.00%	0	0.00%	0	0.00%	0	0.00%	0	0.00%
0085914	0		0		0		0		0		0		0	
0085988	3	0.42%	44	6.11%	4	0.56%	0	0.00%	5	0.69%	51	7.08%	2	0.28%
0086376	0	0.00%	1	1.52%	0	0.00%	0	0.00%	0	0.00%	2	3.03%	0	0.00%
0086807	0	0.00%	12	7.89%	0	0.00%	0	0.00%	1	0.66%	7	4.61%	0	0.00%
0087126	0	0.00%	0	0.00%	0	0.00%	0	0.00%	0	0.00%	5	35.71%	0	0.00%
0087704	0	0.00%	12	5.63%	0	0.00%	0	0.00%	0	0.00%	15	7.04%	0	0.00%
0088515	0	0.00%	41	4.47%	3	0.33%	6	0.65%	1	0.11%	60	6.54%	0	0.00%
0088616	3	0.60%	36	7.23%	0	0.00%	0	0.00%	2	0.40%	25	5.02%	1	0.20%
0088679	1	0.20%	16	3.19%	4	0.80%	0	0.00%	4	0.80%	23	4.58%	0	0.00%
0088707	0	0.00%	17	2.93%	3	0.52%	1	0.17%	6	1.03%	32	5.51%	1	0.17%

Precinct	ROBERT C. NEWMAN II (REP)		DENNIS RICHTER (NPP)		BRANDON M. ROSS (DEM)		SAM L. GALLUCCI (REP)		TED GAINES (REP)		CAITLYN JENNER (REP)		LEO S. ZACKY (REP)	
0082307	1	0.21%	0	0.00%	35	7.26%	0	0.00%	7	1.45%	6	1.24%	0	0.00%
0082328	0	0.00%	0	0.00%	31	6.67%	0	0.00%	10	2.15%	3	0.65%	0	0.00%
0082372	1	0.15%	0	0.00%	21	3.19%	1	0.15%	13	1.98%	1	0.15%	3	0.46%
0082504	3	0.44%	2	0.29%	32	4.69%	0	0.00%	8	1.17%	9	1.32%	1	0.15%
0082568	3	0.55%	0	0.00%	17	3.14%	1	0.18%	8	1.48%	2	0.37%	0	0.00%
0082619	0	0.00%	0	0.00%	37	4.99%	2	0.27%	14	1.89%	4	0.54%	0	0.00%
0082633	3	0.34%	2	0.23%	24	2.75%	3	0.34%	13	1.49%	15	1.72%	0	0.00%
0082706	1	0.15%	0	0.00%	23	3.41%	0	0.00%	18	2.67%	14	2.08%	2	0.30%
0082774	3	0.35%	0	0.00%	23	2.67%	4	0.46%	12	1.39%	10	1.16%	2	0.23%
0082835	1	0.13%	1	0.13%	30	3.77%	1	0.13%	16	2.01%	9	1.13%	0	0.00%
0082880	4	0.64%	0	0.00%	24	3.83%	1	0.16%	6	0.96%	9	1.44%	2	0.32%
0083003	2	0.23%	1	0.11%	46	5.26%	1	0.11%	8	0.92%	11	1.26%	2	0.23%
0083213	2	0.21%	1	0.10%	31	3.18%	0	0.00%	18	1.85%	10	1.03%	0	0.00%
0083305	0	0.00%	0	0.00%	38	6.45%	2	0.34%	4	0.68%	3	0.51%	0	0.00%
0083357	2	0.36%	2	0.36%	45	8.15%	0	0.00%	6	1.09%	7	1.27%	0	0.00%
0083452	8	1.26%	0	0.00%	38	5.97%	0	0.00%	7	1.10%	3	0.47%	0	0.00%
0083511	0	0.00%	0	0.00%	50	9.47%	1	0.19%	6	1.14%	3	0.57%	2	0.38%
0083544	5	0.93%	1	0.19%	34	6.36%	0	0.00%	9	1.68%	6	1.12%	0	0.00%
0083577	2	0.57%	1	0.28%	29	8.26%	1	0.28%	2	0.57%	1	0.28%	0	0.00%
0083900	0	0.00%	0	0.00%	0	0.00%	0	0.00%	1	2.00%	0	0.00%	0	0.00%
0084250	1	1.00%	0	0.00%	4	4.00%	0	0.00%	3	3.00%	0	0.00%	0	0.00%
0085145	0		0		0		0		0		0		0	
0085426	0	0.00%	0	0.00%	0	0.00%	0	0.00%	0	0.00%	0	0.00%	0	0.00%
0085914	0		0		0		0		0		0		0	
0085988	2	0.28%	0	0.00%	19	2.64%	0	0.00%	27	3.75%	8	1.11%	1	0.14%
0086376	0	0.00%	0	0.00%	0	0.00%	0	0.00%	0	0.00%	3	4.55%	0	0.00%
0086807	0	0.00%	0	0.00%	6	3.95%	0	0.00%	1	0.66%	1	0.66%	0	0.00%
0087126	0	0.00%	0	0.00%	0	0.00%	0	0.00%	0	0.00%	0	0.00%	0	0.00%
0087704	0	0.00%	0	0.00%	5	2.35%	1	0.47%	5	2.35%	2	0.94%	0	0.00%
0088515	2	0.22%	0	0.00%	15	1.63%	0	0.00%	14	1.53%	20	2.18%	4	0.44%
0088616	1	0.20%	0	0.00%	10	2.01%	7	1.41%	14	2.81%	3	0.60%	2	0.40%
0088679	4	0.80%	0	0.00%	7	1.39%	0	0.00%	11	2.19%	7	1.39%	1	0.20%
0088707	2	0.34%	0	0.00%	24	4.13%	1	0.17%	14	2.41%	10	1.72%	1	0.17%

Precinct	JENNY RAE LE ROUX (REP)		DAVID LOZANO (REP)		STEVE CHAVEZ LODGE (REP)		MICHAEL LOEBBS (NPP)		DENIS LUCEY (NPP)		DIEGO MARTINEZ (REP)		JEREMIAH "JEREMY" MARCINIAK (NPP)	
0082307	0	0.00%	1	0.21%	0	0.00%	1	0.21%	0	0.00%	0	0.00%	0	0.00%
0082328	1	0.22%	2	0.43%	2	0.43%	0	0.00%	0	0.00%	0	0.00%	0	0.00%
0082372	0	0.00%	1	0.15%	0	0.00%	0	0.00%	0	0.00%	0	0.00%	0	0.00%
0082504	0	0.00%	0	0.00%	1	0.15%	6	0.88%	0	0.00%	0	0.00%	0	0.00%
0082568	0	0.00%	5	0.92%	2	0.37%	2	0.37%	0	0.00%	1	0.18%	1	0.18%
0082619	0	0.00%	0	0.00%	1	0.13%	3	0.40%	0	0.00%	0	0.00%	0	0.00%
0082633	2	0.23%	3	0.34%	2	0.23%	2	0.23%	0	0.00%	0	0.00%	0	0.00%
0082706	4	0.59%	2	0.30%	3	0.45%	3	0.45%	0	0.00%	1	0.15%	0	0.00%
0082774	0	0.00%	1	0.12%	1	0.12%	0	0.00%	0	0.00%	2	0.23%	0	0.00%
0082835	1	0.13%	1	0.13%	3	0.38%	1	0.13%	0	0.00%	1	0.13%	0	0.00%
0082880	3	0.48%	1	0.16%	0	0.00%	1	0.16%	1	0.16%	1	0.16%	0	0.00%
0083003	0	0.00%	1	0.11%	1	0.11%	1	0.11%	0	0.00%	0	0.00%	1	0.11%
0083213	4	0.41%	0	0.00%	0	0.00%	4	0.41%	0	0.00%	1	0.10%	0	0.00%
0083305	0	0.00%	0	0.00%	1	0.17%	2	0.34%	1	0.17%	0	0.00%	0	0.00%
0083357	0	0.00%	1	0.18%	2	0.36%	0	0.00%	0	0.00%	0	0.00%	0	0.00%
0083452	1	0.16%	0	0.00%	0	0.00%	3	0.47%	0	0.00%	0	0.00%	0	0.00%
0083511	0	0.00%	0	0.00%	0	0.00%	2	0.38%	2	0.38%	0	0.00%	0	0.00%
0083544	1	0.19%	0	0.00%	3	0.56%	1	0.19%	0	0.00%	0	0.00%	0	0.00%
0083577	0	0.00%	0	0.00%	0	0.00%	0	0.00%	0	0.00%	0	0.00%	0	0.00%
0083900	0	0.00%	0	0.00%	0	0.00%	0	0.00%	0	0.00%	0	0.00%	0	0.00%
0084250	0	0.00%	0	0.00%	0	0.00%	0	0.00%	0	0.00%	0	0.00%	0	0.00%
0085145	0		0		0		0		0		0		0	
0085426	0	0.00%	0	0.00%	0	0.00%	0	0.00%	0	0.00%	0	0.00%	0	0.00%
0085914	0		0		0		0		0		0		0	
0085988	0	0.00%	2	0.28%	1	0.14%	0	0.00%	0	0.00%	0	0.00%	0	0.00%
0086376	1	1.52%	0	0.00%	0	0.00%	0	0.00%	0	0.00%	0	0.00%	0	0.00%
0086807	0	0.00%	0	0.00%	4	2.63%	0	0.00%	0	0.00%	0	0.00%	0	0.00%
0087126	0	0.00%	0	0.00%	0	0.00%	0	0.00%	0	0.00%	0	0.00%	0	0.00%
0087704	1	0.47%	0	0.00%	1	0.47%	0	0.00%	0	0.00%	0	0.00%	0	0.00%
0088515	3	0.33%	2	0.22%	6	0.65%	0	0.00%	0	0.00%	0	0.00%	0	0.00%
0088616	1	0.20%	0	0.00%	2	0.40%	1	0.20%	0	0.00%	0	0.00%	0	0.00%
0088679	1	0.20%	1	0.20%	0	0.00%	0	0.00%	1	0.20%	0	0.00%	1	0.20%
0088707	1	0.17%	1	0.17%	1	0.17%	0	0.00%	0	0.00%	0	0.00%	0	0.00%

Precinct	DANIEL MERCURI (REP)		JACQUELINE MCGOWAN (DEM)		DAVID MOORE (NPP)		DAVID ALEXANDER BRAMANTE (REP)		HOLLY L. BAABE (DEM)		ANGELYNE (NPP)		JAMES G. HANINK (NPP)	
0082307	0	0.00%	18	3.73%	1	0.21%	3	0.62%	3	0.62%	0	0.00%	0	0.00%
0082328	0	0.00%	17	3.66%	0	0.00%	1	0.22%	8	1.72%	1	0.22%	0	0.00%
0082372	0	0.00%	14	2.13%	1	0.15%	0	0.00%	4	0.61%	2	0.30%	0	0.00%
0082504	1	0.15%	27	3.96%	3	0.44%	2	0.29%	3	0.44%	2	0.29%	2	0.29%
0082568	0	0.00%	24	4.43%	0	0.00%	0	0.00%	5	0.92%	1	0.18%	0	0.00%
0082619	0	0.00%	18	2.43%	2	0.27%	0	0.00%	3	0.40%	3	0.40%	0	0.00%
0082633	2	0.23%	17	1.95%	3	0.34%	0	0.00%	4	0.46%	1	0.11%	1	0.11%
0082706	0	0.00%	20	2.97%	1	0.15%	1	0.15%	6	0.89%	1	0.15%	0	0.00%
0082774	0	0.00%	19	2.20%	3	0.35%	0	0.00%	5	0.58%	1	0.12%	0	0.00%
0082835	1	0.13%	14	1.76%	5	0.63%	0	0.00%	2	0.25%	0	0.00%	1	0.13%
0082880	1	0.16%	14	2.23%	2	0.32%	0	0.00%	3	0.48%	1	0.16%	0	0.00%
0083003	0	0.00%	11	1.26%	3	0.34%	1	0.11%	8	0.92%	2	0.23%	0	0.00%
0083213	1	0.10%	22	2.26%	2	0.21%	1	0.10%	12	1.23%	1	0.10%	2	0.21%
0083305	0	0.00%	19	3.23%	2	0.34%	0	0.00%	1	0.17%	1	0.17%	0	0.00%
0083357	0	0.00%	5	0.91%	0	0.00%	2	0.36%	7	1.27%	1	0.18%	0	0.00%
0083452	0	0.00%	21	3.30%	0	0.00%	1	0.16%	7	1.10%	1	0.16%	0	0.00%
0083511	0	0.00%	7	1.33%	3	0.57%	5	0.95%	3	0.57%	1	0.19%	0	0.00%
0083544	0	0.00%	15	2.80%	0	0.00%	1	0.19%	3	0.56%	2	0.37%	0	0.00%
0083577	0	0.00%	9	2.56%	0	0.00%	0	0.00%	1	0.28%	0	0.00%	0	0.00%
0083900	0	0.00%	0	0.00%	0	0.00%	0	0.00%	0	0.00%	1	2.00%	0	0.00%
0084250	2	2.00%	4	4.00%	1	1.00%	0	0.00%	0	0.00%	1	1.00%	0	0.00%
0085145	0		0		0		0		0		0		0	
0085426	0	0.00%	0	0.00%	0	0.00%	0	0.00%	0	0.00%	0	0.00%	0	0.00%
0085914	0		0		0		0		0		0		0	
0085988	0	0.00%	15	2.08%	0	0.00%	0	0.00%	0	0.00%	0	0.00%	0	0.00%
0086376	0	0.00%	1	1.52%	0	0.00%	0	0.00%	0	0.00%	0	0.00%	0	0.00%
0086807	1	0.66%	4	2.63%	0	0.00%	0	0.00%	0	0.00%	0	0.00%	0	0.00%
0087126	0	0.00%	0	0.00%	0	0.00%	0	0.00%	0	0.00%	0	0.00%	0	0.00%
0087704	1	0.47%	3	1.41%	0	0.00%	0	0.00%	4	1.88%	1	0.47%	0	0.00%
0088515	2	0.22%	10	1.09%	0	0.00%	0	0.00%	0	0.00%	2	0.22%	2	0.22%
0088616	2	0.40%	11	2.21%	1	0.20%	0	0.00%	1	0.20%	0	0.00%	0	0.00%
0088679	1	0.20%	12	2.39%	2	0.40%	1	0.20%	2	0.40%	2	0.40%	1	0.20%
0088707	1	0.17%	11	1.89%	1	0.17%	0	0.00%	3	0.52%	2	0.34%	0	0.00%

Precinct	DAVID HILLBERG (REP)		JEFF HEWITT (LIB)		JOHN R. DRAKE (DEM)		LARRY A. ELDER (REP)		KEVIN PAFFRATH (DEM)		ADAM PAPAGAN (NPP)		ARMANDO "MANDO" PEREZ- SERRATO (DEM)	
0082307	1	0.21%	6	1.24%	4	0.83%	232	48.13%	30	6.22%	0	0.00%	3	0.62%
0082328	0	0.00%	4	0.86%	4	0.86%	241	51.83%	44	9.46%	0	0.00%	0	0.00%
0082372	0	0.00%	6	0.91%	2	0.30%	358	54.41%	24	3.65%	0	0.00%	4	0.61%
0082504	0	0.00%	4	0.59%	8	1.17%	372	54.55%	39	5.72%	0	0.00%	10	1.47%
0082568	0	0.00%	2	0.37%	3	0.55%	302	55.72%	43	7.93%	1	0.18%	0	0.00%
0082619	0	0.00%	4	0.54%	3	0.40%	394	53.17%	63	8.50%	0	0.00%	4	0.54%
0082633	0	0.00%	5	0.57%	1	0.11%	515	58.92%	53	6.06%	0	0.00%	4	0.46%
0082706	0	0.00%	6	0.89%	2	0.30%	359	53.26%	37	5.49%	0	0.00%	3	0.45%
0082774	0	0.00%	6	0.70%	1	0.12%	479	55.50%	52	6.03%	0	0.00%	2	0.23%
0082835	0	0.00%	2	0.25%	6	0.75%	502	63.14%	34	4.28%	0	0.00%	4	0.50%
0082880	0	0.00%	4	0.64%	4	0.64%	368	58.69%	35	5.58%	0	0.00%	6	0.96%
0083003	0	0.00%	3	0.34%	3	0.34%	500	57.21%	61	6.98%	0	0.00%	2	0.23%
0083213	2	0.21%	3	0.31%	3	0.31%	623	63.90%	34	3.49%	0	0.00%	2	0.21%
0083305	0	0.00%	7	1.19%	3	0.51%	303	51.44%	45	7.64%	0	0.00%	2	0.34%
0083357	0	0.00%	3	0.54%	5	0.91%	291	52.72%	34	6.16%	0	0.00%	1	0.18%
0083452	0	0.00%	2	0.31%	1	0.16%	304	47.72%	59	9.26%	0	0.00%	0	0.00%
0083511	0	0.00%	2	0.38%	3	0.57%	263	49.81%	39	7.39%	0	0.00%	4	0.76%
0083544	0	0.00%	1	0.19%	4	0.75%	287	53.64%	39	7.29%	0	0.00%	6	1.12%
0083577	0	0.00%	2	0.57%	2	0.57%	169	48.15%	36	10.26%	0	0.00%	0	0.00%
0083900	0	0.00%	0	0.00%	0	0.00%	31	62.00%	1	2.00%	0	0.00%	0	0.00%
0084250	0	0.00%	0	0.00%	0	0.00%	53	53.00%	1	1.00%	0	0.00%	0	0.00%
0085145	0		0		0		0		0		0		0	
0085426	0	0.00%	0	0.00%	0	0.00%	0	0.00%	0	0.00%	0	0.00%	0	0.00%
0085914	0		0		0		0		0		0		0	
0085988	0	0.00%	4	0.56%	1	0.14%	449	62.36%	24	3.33%	0	0.00%	4	0.56%
0086376	1	1.52%	0	0.00%	0	0.00%	52	78.79%	0	0.00%	0	0.00%	0	0.00%
0086807	0	0.00%	0	0.00%	0	0.00%	83	54.61%	5	3.29%	0	0.00%	10	6.58%
0087126	0	0.00%	0	0.00%	0	0.00%	8	57.14%	0	0.00%	0	0.00%	0	0.00%
0087704	0	0.00%	3	1.41%	0	0.00%	137	64.32%	2	0.94%	0	0.00%	0	0.00%
0088515	0	0.00%	8	0.87%	5	0.54%	593	64.60%	47	5.12%	0	0.00%	6	0.65%
0088616	0	0.00%	2	0.40%	3	0.60%	305	61.24%	17	3.41%	2	0.40%	1	0.20%
0088679	0	0.00%	2	0.40%	1	0.20%	295	58.76%	31	6.18%	0	0.00%	13	2.59%
0088707	0	0.00%	6	1.03%	3	0.52%	336	57.83%	39	6.71%	0	0.00%	8	1.38%

Precinct	JOHN COX (REP)		HEATHER COLLINS (G-P)		DANIEL WATTS (DEM)		NICKOLAS WILDSTAR (REP)		SARAH STEPHENS (REP)		DENVER STONER (REP)		JOE M. SYMMON (REP)	
0082307	31	6.43%	3	0.62%	2	0.41%	0	0.00%	1	0.21%	1	0.21%	0	0.00%
0082328	19	4.09%	3	0.65%	6	1.29%	0	0.00%	0	0.00%	1	0.22%	0	0.00%
0082372	29	4.41%	1	0.15%	4	0.61%	0	0.00%	0	0.00%	1	0.15%	0	0.00%
0082504	24	3.52%	3	0.44%	5	0.73%	0	0.00%	3	0.44%	0	0.00%	0	0.00%
0082568	18	3.32%	2	0.37%	11	2.03%	1	0.18%	1	0.18%	0	0.00%	0	0.00%
0082619	36	4.86%	3	0.40%	13	1.75%	0	0.00%	0	0.00%	0	0.00%	0	0.00%
0082633	32	3.66%	3	0.34%	15	1.72%	1	0.11%	0	0.00%	1	0.11%	0	0.00%
0082706	36	5.34%	0	0.00%	3	0.45%	0	0.00%	0	0.00%	1	0.15%	0	0.00%
0082774	68	7.88%	0	0.00%	5	0.58%	0	0.00%	2	0.23%	3	0.35%	1	0.12%
0082835	25	3.14%	2	0.25%	11	1.38%	0	0.00%	0	0.00%	1	0.13%	0	0.00%
0082880	25	3.99%	2	0.32%	10	1.59%	0	0.00%	0	0.00%	0	0.00%	0	0.00%
0083003	55	6.29%	1	0.11%	12	1.37%	0	0.00%	0	0.00%	0	0.00%	0	0.00%
0083213	33	3.38%	4	0.41%	8	0.82%	0	0.00%	0	0.00%	0	0.00%	1	0.10%
0083305	24	4.07%	1	0.17%	12	2.04%	1	0.17%	1	0.17%	5	0.85%	0	0.00%
0083357	23	4.17%	3	0.54%	16	2.90%	0	0.00%	0	0.00%	0	0.00%	0	0.00%
0083452	31	4.87%	1	0.16%	12	1.88%	0	0.00%	0	0.00%	1	0.16%	0	0.00%
0083511	22	4.17%	0	0.00%	8	1.52%	0	0.00%	0	0.00%	0	0.00%	0	0.00%
0083544	18	3.36%	3	0.56%	10	1.87%	0	0.00%	4	0.75%	1	0.19%	0	0.00%
0083577	10	2.85%	4	1.14%	5	1.42%	0	0.00%	0	0.00%	3	0.85%	0	0.00%
0083900	1	2.00%	1	2.00%	0	0.00%	0	0.00%	0	0.00%	0	0.00%	0	0.00%
0084250	11	11.00%	2	2.00%	1	1.00%	0	0.00%	0	0.00%	0	0.00%	0	0.00%
0085145	0		0		0		0		0		0		0	
0085426	0	0.00%	0	0.00%	0	0.00%	0	0.00%	0	0.00%	0	0.00%	0	0.00%
0085914	0		0		0		0		0		0		0	
0085988	36	5.00%	1	0.14%	3	0.42%	0	0.00%	0	0.00%	1	0.14%	0	0.00%
0086376	2	3.03%	0	0.00%	1	1.52%	0	0.00%	0	0.00%	1	1.52%	0	0.00%
0086807	9	5.92%	1	0.66%	0	0.00%	0	0.00%	0	0.00%	2	1.32%	0	0.00%
0087126	0	0.00%	0	0.00%	1	7.14%	0	0.00%	0	0.00%	0	0.00%	0	0.00%
0087704	16	7.51%	0	0.00%	0	0.00%	0	0.00%	0	0.00%	0	0.00%	0	0.00%
0088515	45	4.90%	2	0.22%	9	0.98%	0	0.00%	1	0.11%	1	0.11%	0	0.00%
0088616	27	5.42%	1	0.20%	6	1.20%	0	0.00%	0	0.00%	1	0.20%	0	0.00%
0088679	35	6.97%	1	0.20%	9	1.79%	0	0.00%	1	0.20%	3	0.60%	0	0.00%
0088707	32	5.51%	1	0.17%	12	2.07%	0	0.00%	0	0.00%	2	0.34%	0	0.00%

Precinct	MAJOR SINGH (NPP)		DOUG OSE (REP)		Write-in		Total Votes	ROXANNE Qualified Write In		STACY SMITH Qualified Write In		MAJOR WILLIAMS Qualified Write In	
0082307	5	1.04%	6	1.24%	1	0.21%	482	0	0.00%	0	0.00%	1	0.21%
0082328	2	0.43%	6	1.29%	0	0.00%	465	0	0.00%	0	0.00%	0	0.00%
0082372	4	0.61%	10	1.52%	0	0.00%	658	0	0.00%	0	0.00%	0	0.00%
0082504	2	0.29%	12	1.76%	1	0.15%	682	0	0.00%	0	0.00%	1	0.15%
0082568	2	0.37%	1	0.18%	3	0.55%	542	0	0.00%	0	0.00%	3	0.55%
0082619	4	0.54%	7	0.94%	0	0.00%	741	0	0.00%	0	0.00%	0	0.00%
0082633	0	0.00%	19	2.17%	3	0.34%	874	0	0.00%	0	0.00%	3	0.34%
0082706	0	0.00%	10	1.48%	2	0.30%	674	0	0.00%	0	0.00%	2	0.30%
0082774	1	0.12%	8	0.93%	2	0.23%	863	0	0.00%	0	0.00%	2	0.23%
0082835	0	0.00%	9	1.13%	0	0.00%	795	0	0.00%	0	0.00%	0	0.00%
0082880	0	0.00%	2	0.32%	0	0.00%	627	0	0.00%	0	0.00%	0	0.00%
0083003	12	1.37%	7	0.80%	0	0.00%	874	0	0.00%	0	0.00%	0	0.00%
0083213	2	0.21%	16	1.64%	0	0.00%	975	0	0.00%	0	0.00%	0	0.00%
0083305	7	1.19%	1	0.17%	0	0.00%	589	0	0.00%	0	0.00%	0	0.00%
0083357	5	0.91%	5	0.91%	0	0.00%	552	0	0.00%	0	0.00%	0	0.00%
0083452	4	0.63%	4	0.63%	0	0.00%	637	0	0.00%	0	0.00%	0	0.00%
0083511	3	0.57%	6	1.14%	1	0.19%	528	0	0.00%	0	0.00%	1	0.19%
0083544	2	0.37%	4	0.75%	0	0.00%	535	0	0.00%	0	0.00%	0	0.00%
0083577	0	0.00%	2	0.57%	0	0.00%	351	0	0.00%	0	0.00%	0	0.00%
0083900	0	0.00%	0	0.00%	0	0.00%	50	0	0.00%	0	0.00%	0	0.00%
0084250	0	0.00%	3	3.00%	0	0.00%	100	0	0.00%	0	0.00%	0	0.00%
0085145	0		0		0		0	0		0		0	
0085426	0	0.00%	0	0.00%	0	0.00%	3	0	0.00%	0	0.00%	0	0.00%
0085914	0		0		0		0	0		0		0	
0085988	1	0.14%	11	1.53%	0	0.00%	720	0	0.00%	0	0.00%	0	0.00%
0086376	0	0.00%	0	0.00%	0	0.00%	66	0	0.00%	0	0.00%	0	0.00%
0086807	0	0.00%	5	3.29%	0	0.00%	152	0	0.00%	0	0.00%	0	0.00%
0087126	0	0.00%	0	0.00%	0	0.00%	14	0	0.00%	0	0.00%	0	0.00%
0087704	0	0.00%	4	1.88%	0	0.00%	213	0	0.00%	0	0.00%	0	0.00%
0088515	0	0.00%	8	0.87%	0	0.00%	918	0	0.00%	0	0.00%	0	0.00%
0088616	0	0.00%	8	1.61%	0	0.00%	498	0	0.00%	0	0.00%	0	0.00%
0088679	2	0.40%	4	0.80%	0	0.00%	502	0	0.00%	0	0.00%	0	0.00%
0088707	0	0.00%	3	0.52%	0	0.00%	581	0	0.00%	0	0.00%	0	0.00%

Precinct	THUY E. HUGENS Qualified Write In		MIKI HABRYN Qualified Write In		VINCE LUNDGREN Qualified Write In		VIVEK B. MOHAN Qualified Write In	
0082307	0	0.00%	0	0.00%	0	0.00%	0	0.00%
0082328	0	0.00%	0	0.00%	0	0.00%	0	0.00%
0082372	0	0.00%	0	0.00%	0	0.00%	0	0.00%
0082504	0	0.00%	0	0.00%	0	0.00%	0	0.00%
0082568	0	0.00%	0	0.00%	0	0.00%	0	0.00%
0082619	0	0.00%	0	0.00%	0	0.00%	0	0.00%
0082633	0	0.00%	0	0.00%	0	0.00%	0	0.00%
0082706	0	0.00%	0	0.00%	0	0.00%	0	0.00%
0082774	0	0.00%	0	0.00%	0	0.00%	0	0.00%
0082835	0	0.00%	0	0.00%	0	0.00%	0	0.00%
0082880	0	0.00%	0	0.00%	0	0.00%	0	0.00%
0083003	0	0.00%	0	0.00%	0	0.00%	0	0.00%
0083213	0	0.00%	0	0.00%	0	0.00%	0	0.00%
0083305	0	0.00%	0	0.00%	0	0.00%	0	0.00%
0083357	0	0.00%	0	0.00%	0	0.00%	0	0.00%
0083452	0	0.00%	0	0.00%	0	0.00%	0	0.00%
0083511	0	0.00%	0	0.00%	0	0.00%	0	0.00%
0083544	0	0.00%	0	0.00%	0	0.00%	0	0.00%
0083577	0	0.00%	0	0.00%	0	0.00%	0	0.00%
0083900	0	0.00%	0	0.00%	0	0.00%	0	0.00%
0084250	0	0.00%	0	0.00%	0	0.00%	0	0.00%
0085145	0		0		0		0	
0085426	0	0.00%	0	0.00%	0	0.00%	0	0.00%
0085914	0		0		0		0	
0085988	0	0.00%	0	0.00%	0	0.00%	0	0.00%
0086376	0	0.00%	0	0.00%	0	0.00%	0	0.00%
0086807	0	0.00%	0	0.00%	0	0.00%	0	0.00%
0087126	0	0.00%	0	0.00%	0	0.00%	0	0.00%
0087704	0	0.00%	0	0.00%	0	0.00%	0	0.00%
0088515	0	0.00%	0	0.00%	0	0.00%	0	0.00%
0088616	0	0.00%	0	0.00%	0	0.00%	0	0.00%
0088679	0	0.00%	0	0.00%	0	0.00%	0	0.00%
0088707	0	0.00%	0	0.00%	0	0.00%	0	0.00%

Precinct	Times Cast	Registered Voters	Undervotes	Overvotes
0088780	1,129	1,823	361	2
0088941	26	49	6	0
0089113	1,133	1,725	340	1
0089238	904	1,432	259	5
0089266	1,094	1,504	271	0
0089347	1,084	1,564	277	1
0089521	28	37	21	0
0089702	86	111	22	0
0091534	1,421	1,865	292	0
0091968	1,221	1,611	199	0
0094686	638	873	150	0
0097527	224	318	44	1
Countywide - Total	555,883	873,203	232,888	1,273
Cumulative				
Cumulative	0	0	0	0
Cumulative - Total	0	0	0	0
Countywide - Total	555,883	873,203	232,888	1,273

Precinct	DAN KAPELOVITZ (G-P)		KEVIN K. KAUL (NPP)	
0088780	3	0.39%	1	0.13%
0088941	0	0.00%	0	0.00%
0089113	2	0.25%	0	0.00%
0089238	2	0.31%	0	0.00%
0089266	3	0.36%	1	0.12%
0089347	11	1.36%	1	0.12%
0089521	0	0.00%	0	0.00%
0089702	0	0.00%	0	0.00%
0091534	4	0.35%	0	0.00%
0091968	3	0.29%	0	0.00%
0094686	0	0.00%	0	0.00%
0097527	1	0.56%	1	0.56%
Countywide - Total	2,223	0.69%	205	0.06%
Cumulative				
Cumulative	0		0	
Cumulative - Total	0		0	
Countywide - Total	2,223	0.69%	205	0.06%

Precinct	CHAUNCEY "SLIM" KILLENS (REP)		KEVIN KILEY (REP)		PATRICK KILPATRICK (DEM)		ANTHONY TRIMINO (REP)		JOEL VENTRESCA (DEM)		KEVIN L. FAULCONER (REP)		RHONDA FURIN (REP)	
0088780	1	0.13%	35	4.57%	2	0.26%	0	0.00%	4	0.52%	37	4.83%	0	0.00%
0088941	0	0.00%	0	0.00%	0	0.00%	0	0.00%	0	0.00%	0	0.00%	0	0.00%
0089113	0	0.00%	46	5.81%	7	0.88%	1	0.13%	9	1.14%	58	7.32%	1	0.13%
0089238	0	0.00%	31	4.84%	4	0.63%	0	0.00%	4	0.63%	35	5.47%	1	0.16%
0089266	1	0.12%	50	6.08%	0	0.00%	1	0.12%	12	1.46%	47	5.71%	2	0.24%
0089347	0	0.00%	42	5.21%	1	0.12%	8	0.99%	5	0.62%	57	7.07%	1	0.12%
0089521	0	0.00%	2	28.57%	0	0.00%	0	0.00%	0	0.00%	0	0.00%	0	0.00%
0089702	0	0.00%	1	1.56%	0	0.00%	0	0.00%	0	0.00%	4	6.25%	0	0.00%
0091534	0	0.00%	65	5.76%	5	0.44%	1	0.09%	12	1.06%	80	7.09%	1	0.09%
0091968	0	0.00%	80	7.83%	4	0.39%	2	0.20%	4	0.39%	72	7.05%	0	0.00%
0094686	0	0.00%	26	5.33%	1	0.20%	0	0.00%	3	0.61%	39	7.99%	0	0.00%
0097527	1	0.56%	13	7.26%	0	0.00%	0	0.00%	0	0.00%	9	5.03%	0	0.00%
Countywide - Total	261	0.08%	22,378	6.96%	2,514	0.78%	796	0.25%	9,665	3.00%	28,579	8.88%	329	0.10%
Cumulative														
Cumulative	0		0		0		0		0		0		0	
Cumulative - Total	0		0		0		0		0		0		0	
Countywide - Total	261	0.08%	22,378	6.96%	2,514	0.78%	796	0.25%	9,665	3.00%	28,579	8.88%	329	0.10%

Precinct	ROBERT C. NEWMAN II (REP)		DENNIS RICHTER (NPP)		BRANDON M. ROSS (DEM)		SAM L. GALLUCCI (REP)		TED GAINES (REP)		CAITLYN JENNER (REP)		LEO S. ZACKY (REP)	
0088780	4	0.52%	1	0.13%	11	1.44%	5	0.65%	7	0.91%	6	0.78%	1	0.13%
0088941	0	0.00%	0	0.00%	0	0.00%	0	0.00%	3	15.00%	0	0.00%	0	0.00%
0089113	1	0.13%	0	0.00%	27	3.41%	0	0.00%	21	2.65%	6	0.76%	3	0.38%
0089238	2	0.31%	0	0.00%	21	3.28%	4	0.63%	10	1.56%	6	0.94%	5	0.78%
0089266	2	0.24%	0	0.00%	18	2.19%	0	0.00%	10	1.22%	11	1.34%	1	0.12%
0089347	6	0.74%	1	0.12%	29	3.60%	1	0.12%	7	0.87%	8	0.99%	1	0.12%
0089521	0	0.00%	0	0.00%	0	0.00%	0	0.00%	0	0.00%	0	0.00%	0	0.00%
0089702	0	0.00%	0	0.00%	1	1.56%	0	0.00%	2	3.13%	1	1.56%	1	1.56%
0091534	0	0.00%	2	0.18%	16	1.42%	0	0.00%	20	1.77%	7	0.62%	3	0.27%
0091968	2	0.20%	0	0.00%	13	1.27%	0	0.00%	14	1.37%	14	1.37%	3	0.29%
0094686	2	0.41%	0	0.00%	14	2.87%	0	0.00%	7	1.43%	7	1.43%	0	0.00%
0097527	0	0.00%	0	0.00%	1	0.56%	0	0.00%	6	3.35%	1	0.56%	0	0.00%
Countywide - Total	632	0.20%	439	0.14%	16,772	5.21%	488	0.15%	5,307	1.65%	3,516	1.09%	188	0.06%
Cumulative														
Cumulative	0		0		0		0		0		0		0	
Cumulative - Total	0		0		0		0		0		0		0	
Countywide - Total	632	0.20%	439	0.14%	16,772	5.21%	488	0.15%	5,307	1.65%	3,516	1.09%	188	0.06%

Precinct	JENNY RAE LE ROUX (REP)		DAVID LOZANO (REP)		STEVE CHAVEZ LODGE (REP)		MICHAEL LOEBBS (NPP)		DENIS LUCEY (NPP)		DIEGO MARTINEZ (REP)		JEREMIAH "JEREMY" MARCINIAK (NPP)	
0088780	1	0.13%	1	0.13%	4	0.52%	0	0.00%	0	0.00%	0	0.00%	0	0.00%
0088941	0	0.00%	0	0.00%	0	0.00%	0	0.00%	0	0.00%	0	0.00%	0	0.00%
0089113	1	0.13%	0	0.00%	3	0.38%	0	0.00%	0	0.00%	1	0.13%	0	0.00%
0089238	0	0.00%	1	0.16%	2	0.31%	1	0.16%	0	0.00%	0	0.00%	2	0.31%
0089266	0	0.00%	2	0.24%	1	0.12%	0	0.00%	0	0.00%	0	0.00%	0	0.00%
0089347	1	0.12%	1	0.12%	2	0.25%	1	0.12%	0	0.00%	0	0.00%	0	0.00%
0089521	0	0.00%	0	0.00%	0	0.00%	0	0.00%	0	0.00%	0	0.00%	0	0.00%
0089702	0	0.00%	0	0.00%	0	0.00%	0	0.00%	0	0.00%	0	0.00%	0	0.00%
0091534	2	0.18%	0	0.00%	3	0.27%	1	0.09%	0	0.00%	0	0.00%	0	0.00%
0091968	1	0.10%	2	0.20%	0	0.00%	0	0.00%	0	0.00%	0	0.00%	0	0.00%
0094686	2	0.41%	1	0.20%	0	0.00%	0	0.00%	0	0.00%	2	0.41%	0	0.00%
0097527	1	0.56%	0	0.00%	0	0.00%	0	0.00%	0	0.00%	0	0.00%	0	0.00%
Countywide - Total	523	0.16%	377	0.12%	531	0.17%	1,001	0.31%	139	0.04%	282	0.09%	116	0.04%
Cumulative														
Cumulative	0		0		0		0		0		0		0	
Cumulative - Total	0		0		0		0		0		0		0	
Countywide - Total	523	0.16%	377	0.12%	531	0.17%	1,001	0.31%	139	0.04%	282	0.09%	116	0.04%

Precinct	DANIEL MERCURI (REP)		JACQUELINE MCGOWAN (DEM)		DAVID MOORE (NPP)		DAVID ALEXANDER BRAMANTE (REP)		HOLLY L. BAADE (DEM)		ANGELYNE (NPP)		JAMES G. HANINK (NPP)	
0088780	0	0.00%	17	2.22%	4	0.52%	0	0.00%	4	0.52%	1	0.13%	0	0.00%
0088941	0	0.00%	0	0.00%	0	0.00%	0	0.00%	0	0.00%	0	0.00%	0	0.00%
0089113	1	0.13%	18	2.27%	4	0.51%	2	0.25%	13	1.64%	0	0.00%	0	0.00%
0089238	0	0.00%	17	2.66%	5	0.78%	0	0.00%	5	0.78%	0	0.00%	0	0.00%
0089266	0	0.00%	13	1.58%	3	0.36%	1	0.12%	3	0.36%	2	0.24%	0	0.00%
0089347	0	0.00%	16	1.99%	2	0.25%	1	0.12%	2	0.25%	0	0.00%	0	0.00%
0089521	0	0.00%	0	0.00%	0	0.00%	0	0.00%	0	0.00%	0	0.00%	0	0.00%
0089702	0	0.00%	0	0.00%	0	0.00%	0	0.00%	0	0.00%	0	0.00%	0	0.00%
0091534	0	0.00%	5	0.44%	1	0.09%	2	0.18%	4	0.35%	1	0.09%	0	0.00%
0091968	0	0.00%	7	0.68%	2	0.20%	0	0.00%	2	0.20%	0	0.00%	0	0.00%
0094686	0	0.00%	3	0.61%	2	0.41%	0	0.00%	0	0.00%	2	0.41%	0	0.00%
0097527	0	0.00%	0	0.00%	0	0.00%	0	0.00%	2	1.12%	0	0.00%	0	0.00%
Countywide - Total	226	0.07%	9,032	2.81%	981	0.30%	277	0.09%	2,754	0.86%	1,039	0.32%	208	0.06%
Cumulative														
Cumulative	0		0		0		0		0		0		0	
Cumulative - Total	0		0		0		0		0		0		0	
Countywide - Total	226	0.07%	9,032	2.81%	981	0.30%	277	0.09%	2,754	0.86%	1,039	0.32%	208	0.06%

Precinct	DAVID HILLBERG (REP)		JEFF HEWITT (LIB)		JOHN R. DRAKE (DEM)		LARRY A. ELDER (REP)		KEVIN PAFFRATH (DEM)		ADAM PAPAGAN (NPP)		ARMANDO "MANDO" PEREZ- SERRATO (DEM)	
0088780	0	0.00%	3	0.39%	3	0.39%	495	64.62%	46	6.01%	0	0.00%	8	1.04%
0088941	0	0.00%	0	0.00%	0	0.00%	12	60.00%	0	0.00%	0	0.00%	0	0.00%
0089113	0	0.00%	1	0.13%	3	0.38%	425	53.66%	47	5.93%	0	0.00%	15	1.89%
0089238	0	0.00%	8	1.25%	8	1.25%	386	60.31%	29	4.53%	0	0.00%	5	0.78%
0089266	0	0.00%	3	0.36%	2	0.24%	552	67.07%	32	3.89%	0	0.00%	2	0.24%
0089347	0	0.00%	2	0.25%	6	0.74%	480	59.55%	39	4.84%	2	0.25%	1	0.12%
0089521	0	0.00%	0	0.00%	0	0.00%	3	42.86%	0	0.00%	0	0.00%	0	0.00%
0089702	0	0.00%	0	0.00%	0	0.00%	47	73.44%	0	0.00%	0	0.00%	0	0.00%
0091534	0	0.00%	4	0.35%	4	0.35%	733	64.92%	48	4.25%	0	0.00%	4	0.35%
0091968	0	0.00%	2	0.20%	4	0.39%	674	65.95%	28	2.74%	0	0.00%	4	0.39%
0094686	0	0.00%	2	0.41%	2	0.41%	308	63.11%	9	1.84%	0	0.00%	6	1.23%
0097527	0	0.00%	1	0.56%	0	0.00%	107	59.78%	5	2.79%	0	0.00%	0	0.00%
Countywide - Total	85	0.03%	2,138	0.66%	2,232	0.69%	147,776	45.93%	28,585	8.89%	147	0.05%	1,904	0.59%
Cumulative														
Cumulative	0		0		0		0		0		0		0	
Cumulative - Total	0		0		0		0		0		0		0	
Countywide - Total	85	0.03%	2,138	0.66%	2,232	0.69%	147,776	45.93%	28,585	8.89%	147	0.05%	1,904	0.59%

Precinct	JOHN COX (REP)		HEATHER COLLINS (G-P)		DANIEL WATTS (DEM)		NICKOLAS WILDSTAR (REP)		SARAH STEPHENS (REP)		DENVER STONER (REP)		JOE M. SYMMON (REP)	
0088780	38	4.96%	0	0.00%	8	1.04%	1	0.13%	2	0.26%	0	0.00%	0	0.00%
0088941	0	0.00%	0	0.00%	4	20.00%	0	0.00%	0	0.00%	0	0.00%	0	0.00%
0089113	49	6.19%	5	0.63%	5	0.63%	0	0.00%	0	0.00%	1	0.13%	0	0.00%
0089238	32	5.00%	2	0.31%	8	1.25%	0	0.00%	0	0.00%	0	0.00%	0	0.00%
0089266	36	4.37%	2	0.24%	6	0.73%	1	0.12%	0	0.00%	0	0.00%	0	0.00%
0089347	48	5.96%	3	0.37%	5	0.62%	1	0.12%	0	0.00%	3	0.37%	0	0.00%
0089521	0	0.00%	0	0.00%	0	0.00%	0	0.00%	0	0.00%	0	0.00%	0	0.00%
0089702	7	10.94%	0	0.00%	0	0.00%	0	0.00%	0	0.00%	0	0.00%	0	0.00%
0091534	69	6.11%	3	0.27%	10	0.89%	0	0.00%	0	0.00%	0	0.00%	0	0.00%
0091968	52	5.09%	5	0.49%	8	0.78%	0	0.00%	1	0.10%	3	0.29%	0	0.00%
0094686	28	5.74%	2	0.41%	10	2.05%	0	0.00%	1	0.20%	1	0.20%	0	0.00%
0097527	18	10.06%	0	0.00%	7	3.91%	0	0.00%	1	0.56%	0	0.00%	0	0.00%
Countywide - Total	13,013	4.04%	1,904	0.59%	6,371	1.98%	124	0.04%	277	0.09%	567	0.18%	48	0.01%
Cumulative														
Cumulative	0		0		0		0		0		0		0	
Cumulative - Total	0		0		0		0		0		0		0	
Countywide - Total	13,013	4.04%	1,904	0.59%	6,371	1.98%	124	0.04%	277	0.09%	567	0.18%	48	0.01%

Precinct	MAJOR SINGH (NPP)		DOUG OSE (REP)		Write-in		Total Votes	ROXANNE Qualified Write In		STACY SMITH Qualified Write In		MAJOR WILLIAMS Qualified Write In	
0088780	0	0.00%	11	1.44%	1	0.13%	766	0	0.00%	0	0.00%	1	0.13%
0088941	0	0.00%	1	5.00%	0	0.00%	20	0	0.00%	0	0.00%	0	0.00%
0089113	6	0.76%	9	1.14%	1	0.13%	792	0	0.00%	0	0.00%	1	0.13%
0089238	0	0.00%	4	0.63%	0	0.00%	640	0	0.00%	0	0.00%	0	0.00%
0089266	0	0.00%	3	0.36%	0	0.00%	823	0	0.00%	0	0.00%	0	0.00%
0089347	2	0.25%	9	1.12%	0	0.00%	806	0	0.00%	0	0.00%	0	0.00%
0089521	0	0.00%	2	28.57%	0	0.00%	7	0	0.00%	0	0.00%	0	0.00%
0089702	0	0.00%	0	0.00%	0	0.00%	64	0	0.00%	0	0.00%	0	0.00%
0091534	4	0.35%	13	1.15%	2	0.18%	1,129	0	0.00%	0	0.00%	2	0.18%
0091968	0	0.00%	13	1.27%	3	0.29%	1,022	0	0.00%	0	0.00%	3	0.29%
0094686	0	0.00%	6	1.23%	2	0.41%	488	0	0.00%	0	0.00%	2	0.41%
0097527	0	0.00%	4	2.23%	0	0.00%	179	0	0.00%	0	0.00%	0	0.00%
Countywide - Total	1,077	0.33%	3,329	1.03%	367	0.11%	321,722	1	0.00%	2	0.00%	354	0.11%
Cumulative													
Cumulative	0		0		0		0	0		0		0	
Cumulative - Total	0		0		0		0	0		0		0	
Countywide - Total	1,077	0.33%	3,329	1.03%	367	0.11%	321,722	1	0.00%	2	0.00%	354	0.11%

Precinct	THUY E. HUGENS Qualified Write In		MIKI HABRYN Qualified Write In		VINCE LUNDGREN Qualified Write In		VIVEK B. MOHAN Qualified Write In	
0088780	0	0.00%	0	0.00%	0	0.00%	0	0.00%
0088941	0	0.00%	0	0.00%	0	0.00%	0	0.00%
0089113	0	0.00%	0	0.00%	0	0.00%	0	0.00%
0089238	0	0.00%	0	0.00%	0	0.00%	0	0.00%
0089266	0	0.00%	0	0.00%	0	0.00%	0	0.00%
0089347	0	0.00%	0	0.00%	0	0.00%	0	0.00%
0089521	0	0.00%	0	0.00%	0	0.00%	0	0.00%
0089702	0	0.00%	0	0.00%	0	0.00%	0	0.00%
0091534	0	0.00%	0	0.00%	0	0.00%	0	0.00%
0091968	0	0.00%	0	0.00%	0	0.00%	0	0.00%
0094686	0	0.00%	0	0.00%	0	0.00%	0	0.00%
0097527	0	0.00%	0	0.00%	0	0.00%	0	0.00%
Countywide - Total	2	0.00%	5	0.00%	1	0.00%	2	0.00%
Cumulative								
Cumulative	0		0		0		0	
Cumulative - Total	0		0		0		0	
Countywide - Total	2	0.00%	5	0.00%	1	0.00%	2	0.00%

Statement of Votes Cast

General Election

Sacramento

September 14, 2021

SOVC for: All Contests, All Precincts, All Counting Groups

Sacramento County

2021 Gubernatorial Recall Election

September 14, 2021

District	Registered Voters	Voters Cast	% Turnout
United States Representative			
3rd Congressional District - 2010			
3rd Congressional District - 2010 - Total	19,710	12,597	63.91%
6th Congressional District - 2010			
6th Congressional District - 2010 - Total	370,659	220,463	59.48%
7th Congressional District - 2010			
7th Congressional District - 2010 - Total	467,179	312,573	66.91%
9th Congressional District - 2010			
9th Congressional District - 2010 - Total	15,655	10,250	65.47%
Cumulative			
Cumulative - Total	0	0	N/A
United States Representative - Total	873,203	555,883	63.66%
State Senator			
1st Senatorial District - 2010			

District	Registered Voters	Voters Cast	% Turnout
1st Senatorial District - 2010 - Total	102,731	76,469	74.44%
3rd Senatorial District - 2010			
3rd Senatorial District - 2010 - Total	3,683	2,480	67.34%
4th Senatorial District - 2010			
4th Senatorial District - 2010 - Total	181,907	115,100	63.27%
5th Senatorial District - 2010			
5th Senatorial District - 2010 - Total	15,935	10,437	65.50%
6th Senatorial District - 2010			
6th Senatorial District - 2010 - Total	534,964	327,970	61.31%
8th Senatorial District - 2010			
8th Senatorial District - 2010 - Total	33,983	23,427	68.94%
Cumulative			
Cumulative - Total	0	0	N/A
State Senator - Total	873,203	555,883	63.66%
Member of the State Assembly			
6th Assembly District - 2010			
6th Assembly District - 2010 - Total	96,213	71,324	74.13%
7th Assembly District - 2010			
7th Assembly District - 2010 - Total	244,714	149,371	61.04%
8th Assembly District - 2010			

District	Registered Voters	Voters Cast	% Turnout
8th Assembly District - 2010 - Total	291,574	187,893	64.44%
9th Assembly District - 2010			
9th Assembly District - 2010 - Total	238,283	145,681	61.14%
11th Assembly District - 2010			
11th Assembly District - 2010 - Total	2,419	1,614	66.72%
Cumulative			
Cumulative - Total	0	0	N/A
Member of the State Assembly - Total	873,203	555,883	63.66%
Board of Equalization (State)			
Board Of Equalization District 1 - 2010			
Board Of Equalization District 1 - 2010 - Total	873,203	555,883	63.66%
Cumulative			
Cumulative - Total	0	0	N/A
Board of Equalization (State) - Total	873,203	555,883	63.66%
County			
County of Sacramento			
County of Sacramento - Total	873,203	555,883	63.66%
Cumulative			
Cumulative - Total	0	0	N/A
County - Total	873,203	555,883	63.66%
County Supervisor			
1st Supervisorial District - 2010			
1st Supervisorial District - 2010 - Total	170,789	104,534	61.21%

District	Registered Voters	Voters Cast	% Turnout
2nd Supervisorial District - 2010			
2nd Supervisorial District - 2010 - Total	154,984	88,515	57.11%
3rd Supervisorial District - 2010			
3rd Supervisorial District - 2010 - Total	170,046	112,084	65.91%
4th Supervisorial District - 2010			
4th Supervisorial District - 2010 - Total	177,742	122,006	68.64%
5th Supervisorial District - 2010			
5th Supervisorial District - 2010 - Total	199,642	128,744	64.49%
Cumulative			
Cumulative - Total	0	0	N/A
County Supervisor - Total	873,203	555,883	63.66%
City			
City Of Citrus Heights			
City Of Citrus Heights - Total	51,042	33,160	64.97%
City Of Elk Grove			
City Of Elk Grove - Total	106,320	68,710	64.63%
City Of Folsom			
City Of Folsom - Total	48,740	36,113	74.09%
City Of Galt			
City Of Galt - Total	14,028	9,035	64.41%
City Of Isleton			
City Of Isleton - Total	377	242	64.19%
City of Rancho Cordova			
City of Rancho Cordova - Total	42,288	25,857	61.15%
City Of Sacramento			

District	Registered Voters	Voters Cast	% Turnout
City Of Sacramento - Total	276,816	169,360	61.18%
Unincorporated			
Unincorporated - Total	333,592	213,406	63.97%
Cumulative			
Cumulative - Total	0	0	N/A
City - Total	873,203	555,883	63.66%

Shall GAVIN NEWSOM be recalled (removed) from the office of Governor? (Vote for 1)

District	Times Cast	Registered Voters	Undervotes	Overvotes
United States Representative				
3rd Congressional District - 2010				
3rd Congressional District - 2010 - Total	12,597	19,710	161	1
6th Congressional District - 2010				
6th Congressional District - 2010 - Total	220,463	370,659	2,087	19
7th Congressional District - 2010				
7th Congressional District - 2010 - Total	312,573	467,179	3,040	15
9th Congressional District - 2010				
9th Congressional District - 2010 - Total	10,250	15,655	110	0
Cumulative				
Cumulative - Total	0	0	0	0
United States Representative - Total	555,883	873,203	5,398	35
State Senator				
1st Senatorial District - 2010				
1st Senatorial District - 2010 - Total	76,469	102,731	681	0
3rd Senatorial District - 2010				
3rd Senatorial District - 2010 - Total	2,480	3,683	38	0
4th Senatorial District - 2010				
4th Senatorial District - 2010 - Total	115,100	181,907	1,318	6

District	YES		NO		Total Votes
United States Representative					
3rd Congressional District - 2010					
3rd Congressional District - 2010 - Total	7,598	61.10%	4,837	38.90%	12,435
6th Congressional District - 2010					
6th Congressional District - 2010 - Total	64,407	29.50%	153,950	70.50%	218,357
7th Congressional District - 2010					
7th Congressional District - 2010 - Total	142,336	45.99%	167,182	54.01%	309,518
9th Congressional District - 2010					
9th Congressional District - 2010 - Total	6,157	60.72%	3,983	39.28%	10,140
Cumulative					
Cumulative - Total	0		0		0
United States Representative - Total	220,498	40.06%	329,952	59.94%	550,450
State Senator					
1st Senatorial District - 2010					
1st Senatorial District - 2010 - Total	39,432	52.03%	36,356	47.97%	75,788
3rd Senatorial District - 2010					
3rd Senatorial District - 2010 - Total	1,386	56.76%	1,056	43.24%	2,442
4th Senatorial District - 2010					
4th Senatorial District - 2010 - Total	58,785	51.67%	54,991	48.33%	113,776

District	Times Cast	Registered Voters	Undervotes	Overvotes
5th Senatorial District - 2010				
5th Senatorial District - 2010 - Total	10,437	15,935	116	0
6th Senatorial District - 2010				
6th Senatorial District - 2010 - Total	327,970	534,964	3,040	28
8th Senatorial District - 2010				
8th Senatorial District - 2010 - Total	23,427	33,983	205	1
Cumulative				
Cumulative - Total	0	0	0	0
State Senator - Total	555,883	873,203	5,398	35
Member of the State Assembly				
6th Assembly District - 2010				
6th Assembly District - 2010 - Total	71,324	96,213	634	0
7th Assembly District - 2010				
7th Assembly District - 2010 - Total	149,371	244,714	1,312	9
8th Assembly District - 2010				
8th Assembly District - 2010 - Total	187,893	291,574	1,971	13
9th Assembly District - 2010				
9th Assembly District - 2010 - Total	145,681	238,283	1,450	13
11th Assembly District - 2010				
11th Assembly District - 2010 - Total	1,614	2,419	31	0
Cumulative				

District	YES		NO		Total Votes
5th Senatorial District - 2010					
5th Senatorial District - 2010 - Total	6,269	60.74%	4,052	39.26%	10,321
6th Senatorial District - 2010					
6th Senatorial District - 2010 - Total	101,773	31.32%	223,129	68.68%	324,902
8th Senatorial District - 2010					
8th Senatorial District - 2010 - Total	12,853	55.35%	10,368	44.65%	23,221
Cumulative					
Cumulative - Total	0		0		0
State Senator - Total	220,498	40.06%	329,952	59.94%	550,450
Member of the State Assembly					
6th Assembly District - 2010					
6th Assembly District - 2010 - Total	37,142	52.54%	33,548	47.46%	70,690
7th Assembly District - 2010					
7th Assembly District - 2010 - Total	45,651	30.83%	102,399	69.17%	148,050
8th Assembly District - 2010					
8th Assembly District - 2010 - Total	86,606	46.59%	99,303	53.41%	185,909
9th Assembly District - 2010					
9th Assembly District - 2010 - Total	50,231	34.83%	93,987	65.17%	144,218
11th Assembly District - 2010					
11th Assembly District - 2010 - Total	868	54.83%	715	45.17%	1,583
Cumulative					

District	Times Cast	Registered Voters	Undervotes	Overvotes
Cumulative - Total	0	0	0	0
Member of the State Assembly - Total	555,883	873,203	5,398	35
Board of Equalization (State)				
Board Of Equalization District 1 - 2010				
Board Of Equalization District 1 - 2010 - Total	555,883	873,203	5,398	35
Cumulative				
Cumulative - Total	0	0	0	0
Board of Equalization (State) - Total	555,883	873,203	5,398	35
County				
County of Sacramento				
County of Sacramento - Total	555,883	873,203	5,398	35
Cumulative				
Cumulative - Total	0	0	0	0
County - Total	555,883	873,203	5,398	35
County Supervisor				
1st Supervisorial District - 2010				
1st Supervisorial District - 2010 - Total	104,534	170,789	800	4
2nd Supervisorial District - 2010				
2nd Supervisorial District - 2010 - Total	88,515	154,984	994	13
3rd Supervisorial District - 2010				
3rd Supervisorial District - 2010 - Total	112,084	170,046	1,126	6
4th Supervisorial District - 2010				

District	YES		NO		Total Votes
Cumulative - Total	0		0		0
Member of the State Assembly - Total	220,498	40.06%	329,952	59.94%	550,450
Board of Equalization (State)					
Board Of Equalization District 1 - 2010					
Board Of Equalization District 1 - 2010 - Total	220,498	40.06%	329,952	59.94%	550,450
Cumulative					
Cumulative - Total	0		0		0
Board of Equalization (State) - Total	220,498	40.06%	329,952	59.94%	550,450
County					
County of Sacramento					
County of Sacramento - Total	220,498	40.06%	329,952	59.94%	550,450
Cumulative					
Cumulative - Total	0		0		0
County - Total	220,498	40.06%	329,952	59.94%	550,450
County Supervisor					
1st Supervisorial District - 2010					
1st Supervisorial District - 2010 - Total	25,838	24.91%	77,892	75.09%	103,730
2nd Supervisorial District - 2010					
2nd Supervisorial District - 2010 - Total	24,268	27.73%	63,240	72.27%	87,508
3rd Supervisorial District - 2010					
3rd Supervisorial District - 2010 - Total	48,451	43.67%	62,501	56.33%	110,952
4th Supervisorial District - 2010					

District	Times Cast	Registered Voters	Undervotes	Overvotes
4th Supervisorial District - 2010 - Total	122,006	177,742	1,244	2
5th Supervisorial District - 2010				
5th Supervisorial District - 2010 - Total	128,744	199,642	1,234	10
Cumulative				
Cumulative - Total	0	0	0	0
County Supervisor - Total	555,883	873,203	5,398	35
City				
City Of Citrus Heights				
City Of Citrus Heights - Total	33,160	51,042	362	1
City Of Elk Grove				
City Of Elk Grove - Total	68,710	106,320	604	4
City Of Folsom				
City Of Folsom - Total	36,113	48,740	288	0
City Of Galt				
City Of Galt - Total	9,035	14,028	98	0
City Of Isleton				
City Of Isleton - Total	242	377	5	0
City of Rancho Cordova				
City of Rancho Cordova - Total	25,857	42,288	277	3
City Of Sacramento				
City Of Sacramento - Total	169,360	276,816	1,446	17
Unincorporated				
Unincorporated - Total	213,406	333,592	2,318	10
Cumulative				
Cumulative - Total	0	0	0	0
City - Total	555,883	873,203	5,398	35

District	YES		NO		Total Votes
4th Supervisorial District - 2010 - Total	65,882	54.56%	54,878	45.44%	120,760
5th Supervisorial District - 2010					
5th Supervisorial District - 2010 - Total	56,059	43.97%	71,441	56.03%	127,500
Cumulative					
Cumulative - Total	0		0		0
County Supervisor - Total	220,498	40.06%	329,952	59.94%	550,450
City					
City Of Citrus Heights					
City Of Citrus Heights - Total	18,197	55.48%	14,600	44.52%	32,797
City Of Elk Grove					
City Of Elk Grove - Total	26,252	38.55%	41,850	61.45%	68,102
City Of Folsom					
City Of Folsom - Total	17,942	50.08%	17,883	49.92%	35,825
City Of Galt					
City Of Galt - Total	5,312	59.44%	3,625	40.56%	8,937
City Of Isleton					
City Of Isleton - Total	108	45.57%	129	54.43%	237
City of Rancho Cordova					
City of Rancho Cordova - Total	11,483	44.90%	14,094	55.10%	25,577
City Of Sacramento					
City Of Sacramento - Total	41,866	24.94%	126,031	75.06%	167,897
Unincorporated					
Unincorporated - Total	99,338	47.06%	111,740	52.94%	211,078
Cumulative					
Cumulative - Total	0		0		0
City - Total	220,498	40.06%	329,952	59.94%	550,450

Candidates to succeed GAVIN NEWSOM as Governor if he is recalled: (Vote for 1)

District	Times Cast	Registered Voters	Undervotes	Overvotes
United States Representative				
3rd Congressional District - 2010				
3rd Congressional District - 2010 - Total	12,597	19,710	3,494	22
6th Congressional District - 2010				
6th Congressional District - 2010 - Total	220,463	370,659	108,980	682
7th Congressional District - 2010				
7th Congressional District - 2010 - Total	312,573	467,179	117,481	545
9th Congressional District - 2010				
9th Congressional District - 2010 - Total	10,250	15,655	2,933	24
Cumulative				
Cumulative - Total	0	0	0	0
United States Representative - Total	555,883	873,203	232,888	1,273
State Senator				
1st Senatorial District - 2010				
1st Senatorial District - 2010 - Total	76,469	102,731	24,079	72
3rd Senatorial District - 2010				
3rd Senatorial District - 2010 - Total	2,480	3,683	800	3
4th Senatorial District - 2010				
4th Senatorial District - 2010 - Total	115,100	181,907	38,482	246

District	DAN KAPELOVITZ (G-P)		KEVIN K. KAUL (NPP)	
United States Representative				
3rd Congressional District - 2010				
3rd Congressional District - 2010 - Total	30	0.33%	4	0.04%
6th Congressional District - 2010				
6th Congressional District - 2010 - Total	1,160	1.05%	74	0.07%
7th Congressional District - 2010				
7th Congressional District - 2010 - Total	1,001	0.51%	124	0.06%
9th Congressional District - 2010				
9th Congressional District - 2010 - Total	32	0.44%	3	0.04%
Cumulative				
Cumulative - Total	0		0	
United States Representative - Total	2,223	0.69%	205	0.06%
State Senator				
1st Senatorial District - 2010				
1st Senatorial District - 2010 - Total	251	0.48%	45	0.09%
3rd Senatorial District - 2010				
3rd Senatorial District - 2010 - Total	4	0.24%	2	0.12%
4th Senatorial District - 2010				
4th Senatorial District - 2010 - Total	360	0.47%	44	0.06%

District	CHAUNCEY "SLIM" KILLENS (REP)		KEVIN KILEY (REP)		PATRICK KILPATRICK (DEM)		ANTHONY TRIMINO (REP)		JOEL VENTRESCA (DEM)		KEVIN L. FAULCONER (REP)		RHONDA FURIN (REP)	
United States Representative														
3rd Congressional District - 2010														
3rd Congressional District - 2010 - Total	11	0.12%	596	6.56%	55	0.61%	13	0.14%	176	1.94%	531	5.85%	5	0.06%
6th Congressional District - 2010														
6th Congressional District - 2010 - Total	86	0.08%	5,344	4.82%	1,103	1.00%	258	0.23%	5,575	5.03%	10,744	9.70%	115	0.10%
7th Congressional District - 2010														
7th Congressional District - 2010 - Total	155	0.08%	16,068	8.26%	1,328	0.68%	508	0.26%	3,862	1.99%	16,859	8.67%	200	0.10%
9th Congressional District - 2010														
9th Congressional District - 2010 - Total	9	0.12%	370	5.07%	28	0.38%	17	0.23%	52	0.71%	445	6.10%	9	0.12%
Cumulative														
Cumulative - Total	0		0		0		0		0		0		0	
United States Representative - Total	261	0.08%	22,378	6.96%	2,514	0.78%	796	0.25%	9,665	3.00%	28,579	8.88%	329	0.10%
State Senator														
1st Senatorial District - 2010														
1st Senatorial District - 2010 - Total	24	0.05%	7,341	14.03%	334	0.64%	204	0.39%	1,271	2.43%	4,254	8.13%	21	0.04%
3rd Senatorial District - 2010														
3rd Senatorial District - 2010 - Total	2	0.12%	64	3.82%	13	0.78%	0	0.00%	12	0.72%	142	8.47%	0	0.00%
4th Senatorial District - 2010														
4th Senatorial District - 2010 - Total	77	0.10%	5,456	7.14%	504	0.66%	175	0.23%	1,621	2.12%	5,744	7.52%	44	0.06%

District	ROBERT C. NEWMAN II (REP)		DENNIS RICHTER (NPP)		BRANDON M. ROSS (DEM)		SAM L. GALLUCCI (REP)		TED GAINES (REP)		CAITLYN JENNER (REP)		LEO S. ZACKY (REP)	
United States Representative														
3rd Congressional District - 2010														
3rd Congressional District - 2010 - Total	14	0.15%	8	0.09%	230	2.53%	15	0.17%	197	2.17%	87	0.96%	12	0.13%
6th Congressional District - 2010														
6th Congressional District - 2010 - Total	259	0.23%	214	0.19%	6,902	6.23%	178	0.16%	1,400	1.26%	1,263	1.14%	56	0.05%
7th Congressional District - 2010														
7th Congressional District - 2010 - Total	333	0.17%	215	0.11%	9,454	4.86%	276	0.14%	3,567	1.83%	2,079	1.07%	100	0.05%
9th Congressional District - 2010														
9th Congressional District - 2010 - Total	26	0.36%	2	0.03%	186	2.55%	19	0.26%	143	1.96%	87	1.19%	20	0.27%
Cumulative														
Cumulative - Total	0		0		0		0		0		0		0	
United States Representative - Total	632	0.20%	439	0.14%	16,772	5.21%	488	0.15%	5,307	1.65%	3,516	1.09%	188	0.06%
State Senator														
1st Senatorial District - 2010														
1st Senatorial District - 2010 - Total	30	0.06%	44	0.08%	1,994	3.81%	49	0.09%	1,119	2.14%	473	0.90%	15	0.03%
3rd Senatorial District - 2010														
3rd Senatorial District - 2010 - Total	4	0.24%	1	0.06%	53	3.16%	1	0.06%	31	1.85%	23	1.37%	3	0.18%
4th Senatorial District - 2010														
4th Senatorial District - 2010 - Total	109	0.14%	88	0.12%	2,920	3.82%	128	0.17%	1,526	2.00%	841	1.10%	42	0.05%

District	JENNY RAE LE ROUX (REP)		DAVID LOZANO (REP)		STEVE CHAVEZ LODGE (REP)		MICHAEL LOEBBS (NPP)		DENIS LUCEY (NPP)		DIEGO MARTINEZ (REP)		JEREMIAH "JEREMY" MARCINIAK (NPP)	
United States Representative														
3rd Congressional District - 2010														
3rd Congressional District - 2010 - Total	13	0.14%	13	0.14%	15	0.17%	16	0.18%	2	0.02%	7	0.08%	5	0.06%
6th Congressional District - 2010														
6th Congressional District - 2010 - Total	195	0.18%	174	0.16%	199	0.18%	551	0.50%	61	0.06%	134	0.12%	62	0.06%
7th Congressional District - 2010														
7th Congressional District - 2010 - Total	305	0.16%	179	0.09%	294	0.15%	431	0.22%	75	0.04%	140	0.07%	46	0.02%
9th Congressional District - 2010														
9th Congressional District - 2010 - Total	10	0.14%	11	0.15%	23	0.32%	3	0.04%	1	0.01%	1	0.01%	3	0.04%
Cumulative														
Cumulative - Total	0		0		0		0		0		0		0	
United States Representative - Total	523	0.16%	377	0.12%	531	0.17%	1,001	0.31%	139	0.04%	282	0.09%	116	0.04%
State Senator														
1st Senatorial District - 2010														
1st Senatorial District - 2010 - Total	65	0.12%	21	0.04%	60	0.11%	99	0.19%	21	0.04%	34	0.06%	12	0.02%
3rd Senatorial District - 2010														
3rd Senatorial District - 2010 - Total	2	0.12%	3	0.18%	0	0.00%	1	0.06%	0	0.00%	3	0.18%	0	0.00%
4th Senatorial District - 2010														
4th Senatorial District - 2010 - Total	159	0.21%	69	0.09%	123	0.16%	160	0.21%	28	0.04%	54	0.07%	23	0.03%

District	DANIEL MERCURI (REP)		JACQUELINE MCGOWAN (DEM)		DAVID MOORE (NPP)		DAVID ALEXANDER BRAMANTE (REP)		HOLLY L. BAADE (DEM)		ANGELYNE (NPP)		JAMES G. HANINK (NPP)	
United States Representative														
3rd Congressional District - 2010														
3rd Congressional District - 2010 - Total	10	0.11%	145	1.60%	12	0.13%	11	0.12%	40	0.44%	23	0.25%	5	0.06%
6th Congressional District - 2010														
6th Congressional District - 2010 - Total	78	0.07%	4,095	3.70%	497	0.45%	102	0.09%	1,204	1.09%	559	0.50%	80	0.07%
7th Congressional District - 2010														
7th Congressional District - 2010 - Total	130	0.07%	4,649	2.39%	450	0.23%	159	0.08%	1,473	0.76%	447	0.23%	120	0.06%
9th Congressional District - 2010														
9th Congressional District - 2010 - Total	8	0.11%	143	1.96%	22	0.30%	5	0.07%	37	0.51%	10	0.14%	3	0.04%
Cumulative														
Cumulative - Total	0		0		0		0		0		0		0	
United States Representative - Total	226	0.07%	9,032	2.81%	981	0.30%	277	0.09%	2,754	0.86%	1,039	0.32%	208	0.06%
State Senator														
1st Senatorial District - 2010														
1st Senatorial District - 2010 - Total	17	0.03%	855	1.63%	72	0.14%	26	0.05%	335	0.64%	115	0.22%	18	0.03%
3rd Senatorial District - 2010														
3rd Senatorial District - 2010 - Total	2	0.12%	51	3.04%	5	0.30%	2	0.12%	14	0.83%	5	0.30%	0	0.00%
4th Senatorial District - 2010														
4th Senatorial District - 2010 - Total	78	0.10%	1,575	2.06%	145	0.19%	73	0.10%	476	0.62%	174	0.23%	42	0.05%

District	DAVID HILLBERG (REP)		JEFF HEWITT (LIB)		JOHN R. DRAKE (DEM)		LARRY A. ELDER (REP)		KEVIN PAFFRATH (DEM)		ADAM PAPAGAN (NPP)		ARMANDO "MANDO" PEREZ- SERRATO (DEM)	
United States Representative														
3rd Congressional District - 2010														
3rd Congressional District - 2010 - Total	1	0.01%	35	0.39%	40	0.44%	5,440	59.91%	405	4.46%	3	0.03%	29	0.32%
6th Congressional District - 2010														
6th Congressional District - 2010 - Total	35	0.03%	838	0.76%	1,051	0.95%	42,410	38.28%	12,850	11.60%	79	0.07%	1,034	0.93%
7th Congressional District - 2010														
7th Congressional District - 2010 - Total	49	0.03%	1,223	0.63%	1,106	0.57%	95,453	49.06%	14,977	7.70%	61	0.03%	778	0.40%
9th Congressional District - 2010														
9th Congressional District - 2010 - Total	0	0.00%	42	0.58%	35	0.48%	4,473	61.33%	353	4.84%	4	0.05%	63	0.86%
Cumulative														
Cumulative - Total	0		0		0		0		0		0		0	
United States Representative - Total	85	0.03%	2,138	0.66%	2,232	0.69%	147,776	45.93%	28,585	8.89%	147	0.05%	1,904	0.59%
State Senator														
1st Senatorial District - 2010														
1st Senatorial District - 2010 - Total	10	0.02%	318	0.61%	216	0.41%	25,065	47.91%	3,862	7.38%	7	0.01%	94	0.18%
3rd Senatorial District - 2010														
3rd Senatorial District - 2010 - Total	0	0.00%	3	0.18%	8	0.48%	974	58.08%	62	3.70%	0	0.00%	9	0.54%
4th Senatorial District - 2010														
4th Senatorial District - 2010 - Total	21	0.03%	477	0.62%	403	0.53%	40,665	53.25%	5,064	6.63%	25	0.03%	276	0.36%

District	JOHN COX (REP)		HEATHER COLLINS (G-P)		DANIEL WATTS (DEM)		NICKOLAS WILDSTAR (REP)		SARAH STEPHENS (REP)		DENVER STONER (REP)		JOE M. SYMMON (REP)	
United States Representative														
3rd Congressional District - 2010														
3rd Congressional District - 2010 - Total	521	5.74%	26	0.29%	77	0.85%	6	0.07%	16	0.18%	31	0.34%	1	0.01%
6th Congressional District - 2010														
6th Congressional District - 2010 - Total	4,021	3.63%	915	0.83%	2,790	2.52%	55	0.05%	104	0.09%	189	0.17%	27	0.02%
7th Congressional District - 2010														
7th Congressional District - 2010 - Total	8,077	4.15%	945	0.49%	3,428	1.76%	60	0.03%	153	0.08%	335	0.17%	20	0.01%
9th Congressional District - 2010														
9th Congressional District - 2010 - Total	394	5.40%	18	0.25%	76	1.04%	3	0.04%	4	0.05%	12	0.16%	0	0.00%
Cumulative														
Cumulative - Total	0		0		0		0		0		0		0	
United States Representative - Total	13,013	4.04%	1,904	0.59%	6,371	1.98%	124	0.04%	277	0.09%	567	0.18%	48	0.01%
State Senator														
1st Senatorial District - 2010														
1st Senatorial District - 2010 - Total	1,952	3.73%	226	0.43%	575	1.10%	15	0.03%	18	0.03%	70	0.13%	3	0.01%
3rd Senatorial District - 2010														
3rd Senatorial District - 2010 - Total	118	7.04%	8	0.48%	10	0.60%	2	0.12%	1	0.06%	8	0.48%	0	0.00%
4th Senatorial District - 2010														
4th Senatorial District - 2010 - Total	3,361	4.40%	400	0.52%	1,352	1.77%	27	0.04%	73	0.10%	172	0.23%	17	0.02%

District	MAJOR SINGH (NPP)		DOUG OSE (REP)		Write-in		Total Votes	ROXANNE Qualified Write In		STACY SMITH Qualified Write In		MAJOR WILLIAMS Qualified Write In	
United States Representative													
3rd Congressional District - 2010													
3rd Congressional District - 2010 - Total	11	0.12%	127	1.40%	11	0.12%	9,081	0	0.00%	0	0.00%	10	0.11%
6th Congressional District - 2010													
6th Congressional District - 2010 - Total	479	0.43%	1,042	0.94%	160	0.14%	110,801	0	0.00%	1	0.00%	154	0.14%
7th Congressional District - 2010													
7th Congressional District - 2010 - Total	576	0.30%	2,085	1.07%	194	0.10%	194,547	1	0.00%	1	0.00%	188	0.10%
9th Congressional District - 2010													
9th Congressional District - 2010 - Total	11	0.15%	75	1.03%	2	0.03%	7,293	0	0.00%	0	0.00%	2	0.03%
Cumulative													
Cumulative - Total	0		0		0		0	0		0		0	
United States Representative - Total	1,077	0.33%	3,329	1.03%	367	0.11%	321,722	1	0.00%	2	0.00%	354	0.11%
State Senator													
1st Senatorial District - 2010													
1st Senatorial District - 2010 - Total	171	0.33%	448	0.86%	49	0.09%	52,318	0	0.00%	0	0.00%	49	0.09%
3rd Senatorial District - 2010													
3rd Senatorial District - 2010 - Total	1	0.06%	28	1.67%	2	0.12%	1,677	0	0.00%	0	0.00%	2	0.12%
4th Senatorial District - 2010													
4th Senatorial District - 2010 - Total	153	0.20%	913	1.20%	115	0.15%	76,372	1	0.00%	0	0.00%	113	0.15%

District	THUY E. HUGENS Qualified Write In		MIKI HABRYN Qualified Write In		VINCE LUNDGREN Qualified Write In		VIVEK B. MOHAN Qualified Write In	
United States Representative								
3rd Congressional District - 2010								
3rd Congressional District - 2010 - Total	0	0.00%	1	0.01%	0	0.00%	0	0.00%
6th Congressional District - 2010								
6th Congressional District - 2010 - Total	1	0.00%	1	0.00%	1	0.00%	2	0.00%
7th Congressional District - 2010								
7th Congressional District - 2010 - Total	1	0.00%	3	0.00%	0	0.00%	0	0.00%
9th Congressional District - 2010								
9th Congressional District - 2010 - Total	0	0.00%	0	0.00%	0	0.00%	0	0.00%
Cumulative								
Cumulative - Total	0		0		0		0	
United States Representative - Total	2	0.00%	5	0.00%	1	0.00%	2	0.00%
State Senator								
1st Senatorial District - 2010								
1st Senatorial District - 2010 - Total	0	0.00%	0	0.00%	0	0.00%	0	0.00%
3rd Senatorial District - 2010								
3rd Senatorial District - 2010 - Total	0	0.00%	0	0.00%	0	0.00%	0	0.00%
4th Senatorial District - 2010								
4th Senatorial District - 2010 - Total	0	0.00%	1	0.00%	0	0.00%	0	0.00%

District	Times Cast	Registered Voters	Undervotes	Overvotes
5th Senatorial District - 2010				
5th Senatorial District - 2010 - Total	10,437	15,935	2,979	24
6th Senatorial District - 2010				
6th Senatorial District - 2010 - Total	327,970	534,964	159,227	896
8th Senatorial District - 2010				
8th Senatorial District - 2010 - Total	23,427	33,983	7,321	32
Cumulative				
Cumulative - Total	0	0	0	0
State Senator - Total	555,883	873,203	232,888	1,273
Member of the State Assembly				
6th Assembly District - 2010				
6th Assembly District - 2010 - Total	71,324	96,213	22,165	68
7th Assembly District - 2010				
7th Assembly District - 2010 - Total	149,371	244,714	70,828	388
8th Assembly District - 2010				
8th Assembly District - 2010 - Total	187,893	291,574	68,919	370
9th Assembly District - 2010				
9th Assembly District - 2010 - Total	145,681	238,283	70,417	444
11th Assembly District - 2010				
11th Assembly District - 2010 - Total	1,614	2,419	559	3
Cumulative				

District	DAN KAPELOVITZ (G-P)		KEVIN K. KAUL (NPP)	
5th Senatorial District - 2010				
5th Senatorial District - 2010 - Total	32	0.43%	3	0.04%
6th Senatorial District - 2010				
6th Senatorial District - 2010 - Total	1,525	0.91%	100	0.06%
8th Senatorial District - 2010				
8th Senatorial District - 2010 - Total	51	0.32%	11	0.07%
Cumulative				
Cumulative - Total	0		0	
State Senator - Total	2,223	0.69%	205	0.06%
Member of the State Assembly				
6th Assembly District - 2010				
6th Assembly District - 2010 - Total	237	0.48%	44	0.09%
7th Assembly District - 2010				
7th Assembly District - 2010 - Total	879	1.12%	41	0.05%
8th Assembly District - 2010				
8th Assembly District - 2010 - Total	675	0.57%	73	0.06%
9th Assembly District - 2010				
9th Assembly District - 2010 - Total	429	0.57%	47	0.06%
11th Assembly District - 2010				
11th Assembly District - 2010 - Total	3	0.29%	0	0.00%
Cumulative				

District	THUY E. HUGENS Qualified Write In		MIKI HABRYN Qualified Write In		VINCE LUNDGREN Qualified Write In		VIVEK B. MOHAN Qualified Write In	
5th Senatorial District - 2010								
5th Senatorial District - 2010 - Total	0	0.00%	0	0.00%	0	0.00%	0	0.00%
6th Senatorial District - 2010								
6th Senatorial District - 2010 - Total	2	0.00%	4	0.00%	1	0.00%	2	0.00%
8th Senatorial District - 2010								
8th Senatorial District - 2010 - Total	0	0.00%	0	0.00%	0	0.00%	0	0.00%
Cumulative								
Cumulative - Total	0		0		0		0	
State Senator - Total	2	0.00%	5	0.00%	1	0.00%	2	0.00%
Member of the State Assembly								
6th Assembly District - 2010								
6th Assembly District - 2010 - Total	0	0.00%	0	0.00%	0	0.00%	0	0.00%
7th Assembly District - 2010								
7th Assembly District - 2010 - Total	0	0.00%	2	0.00%	1	0.00%	2	0.00%
8th Assembly District - 2010								
8th Assembly District - 2010 - Total	2	0.00%	3	0.00%	0	0.00%	0	0.00%
9th Assembly District - 2010								
9th Assembly District - 2010 - Total	0	0.00%	0	0.00%	0	0.00%	0	0.00%
11th Assembly District - 2010								
11th Assembly District - 2010 - Total	0	0.00%	0	0.00%	0	0.00%	0	0.00%
Cumulative								

District	Times Cast	Registered Voters	Undervotes	Overvotes
Cumulative - Total	0	0	0	0
Member of the State Assembly - Total	555,883	873,203	232,888	1,273
Board of Equalization (State)				
Board Of Equalization District 1 - 2010				
Board Of Equalization District 1 - 2010 - Total	555,883	873,203	232,888	1,273
Cumulative				
Cumulative - Total	0	0	0	0
Board of Equalization (State) - Total	555,883	873,203	232,888	1,273
County				
County of Sacramento				
County of Sacramento - Total	555,883	873,203	232,888	1,273
Cumulative				
Cumulative - Total	0	0	0	0
County - Total	555,883	873,203	232,888	1,273
County Supervisor				
1st Supervisorial District - 2010				
1st Supervisorial District - 2010 - Total	104,534	170,789	53,416	262
2nd Supervisorial District - 2010				
2nd Supervisorial District - 2010 - Total	88,515	154,984	47,415	392
3rd Supervisorial District - 2010				
3rd Supervisorial District - 2010 - Total	112,084	170,046	42,353	200
4th Supervisorial District - 2010				

District	DAN KAPELOVITZ (G-P)		KEVIN K. KAUL (NPP)	
Cumulative - Total	0		0	
Member of the State Assembly - Total	2,223	0.69%	205	0.06%
Board of Equalization (State)				
Board Of Equalization District 1 - 2010				
Board Of Equalization District 1 - 2010 - Total	2,223	0.69%	205	0.06%
Cumulative				
Cumulative - Total	0		0	
Board of Equalization (State) - Total	2,223	0.69%	205	0.06%
County				
County of Sacramento				
County of Sacramento - Total	2,223	0.69%	205	0.06%
Cumulative				
Cumulative - Total	0		0	
County - Total	2,223	0.69%	205	0.06%
County Supervisor				
1st Supervisorial District - 2010				
1st Supervisorial District - 2010 - Total	722	1.42%	26	0.05%
2nd Supervisorial District - 2010				
2nd Supervisorial District - 2010 - Total	299	0.73%	31	0.08%
3rd Supervisorial District - 2010				
3rd Supervisorial District - 2010 - Total	532	0.77%	44	0.06%
4th Supervisorial District - 2010				

District	Times Cast	Registered Voters	Undervotes	Overvotes
4th Supervisorial District - 2010 - Total	122,006	177,742	37,663	175
5th Supervisorial District - 2010				
5th Supervisorial District - 2010 - Total	128,744	199,642	52,041	244
Cumulative				
Cumulative - Total	0	0	0	0
County Supervisor - Total	555,883	873,203	232,888	1,273
City				
City Of Citrus Heights				
City Of Citrus Heights - Total	33,160	51,042	10,194	49
City Of Elk Grove				
City Of Elk Grove - Total	68,710	106,320	31,096	123
City Of Folsom				
City Of Folsom - Total	36,113	48,740	11,705	33
City Of Galt				
City Of Galt - Total	9,035	14,028	2,678	24
City Of Isleton				
City Of Isleton - Total	242	377	100	1
City of Rancho Cordova				
City of Rancho Cordova - Total	25,857	42,288	9,910	64
City Of Sacramento				
City Of Sacramento - Total	169,360	276,816	88,991	505
Unincorporated				
Unincorporated - Total	213,406	333,592	78,214	474
Cumulative				
Cumulative - Total	0	0	0	0
City - Total	555,883	873,203	232,888	1,273

District	DAN KAPELOVITZ (G-P)		KEVIN K. KAUL (NPP)	
4th Supervisorial District - 2010 - Total	322	0.38%	64	0.08%
5th Supervisorial District - 2010				
5th Supervisorial District - 2010 - Total	348	0.46%	40	0.05%
Cumulative				
Cumulative - Total	0		0	
County Supervisor - Total	2,223	0.69%	205	0.06%
City				
City Of Citrus Heights				
City Of Citrus Heights - Total	95	0.41%	13	0.06%
City Of Elk Grove				
City Of Elk Grove - Total	180	0.48%	18	0.05%
City Of Folsom				
City Of Folsom - Total	101	0.41%	19	0.08%
City Of Galt				
City Of Galt - Total	31	0.49%	3	0.05%
City Of Isleton				
City Of Isleton - Total	1	0.71%	0	0.00%
City of Rancho Cordova				
City of Rancho Cordova - Total	74	0.47%	8	0.05%
City Of Sacramento				
City Of Sacramento - Total	967	1.21%	45	0.06%
Unincorporated				
Unincorporated - Total	774	0.57%	99	0.07%
Cumulative				
Cumulative - Total	0		0	
City - Total	2,223	0.69%	205	0.06%

District	CHAUNCEY "SLIM" KILLENS (REP)		KEVIN KILEY (REP)		PATRICK KILPATRICK (DEM)		ANTHONY TRIMINO (REP)		JOEL VENTRESCA (DEM)		KEVIN L. FAULCONER (REP)		RHONDA FURIN (REP)	
4th Supervisorial District - 2010 - Total	59	0.07%	9,276	11.02%	520	0.62%	237	0.28%	1,870	2.22%	6,124	7.28%	38	0.05%
5th Supervisorial District - 2010														
5th Supervisorial District - 2010 - Total	67	0.09%	4,096	5.36%	526	0.69%	181	0.24%	1,191	1.56%	5,911	7.73%	113	0.15%
Cumulative														
Cumulative - Total	0		0		0		0		0		0		0	
County Supervisor - Total	261	0.08%	22,378	6.96%	2,514	0.78%	796	0.25%	9,665	3.00%	28,579	8.88%	329	0.10%
City														
City Of Citrus Heights														
City Of Citrus Heights - Total	26	0.11%	1,929	8.42%	167	0.73%	41	0.18%	369	1.61%	1,629	7.11%	14	0.06%
City Of Elk Grove														
City Of Elk Grove - Total	35	0.09%	1,977	5.27%	277	0.74%	87	0.23%	592	1.58%	3,014	8.04%	84	0.22%
City Of Folsom														
City Of Folsom - Total	7	0.03%	3,692	15.15%	166	0.68%	95	0.39%	669	2.74%	2,031	8.33%	9	0.04%
City Of Galt														
City Of Galt - Total	6	0.09%	316	4.99%	24	0.38%	17	0.27%	47	0.74%	374	5.91%	7	0.11%
City Of Isleton														
City Of Isleton - Total	1	0.71%	9	6.38%	2	1.42%	0	0.00%	3	2.13%	6	4.26%	0	0.00%
City of Rancho Cordova														
City of Rancho Cordova - Total	11	0.07%	918	5.78%	116	0.73%	55	0.35%	292	1.84%	1,216	7.66%	11	0.07%
City Of Sacramento														
City Of Sacramento - Total	60	0.08%	3,375	4.23%	845	1.06%	179	0.22%	4,640	5.81%	8,769	10.98%	103	0.13%
Unincorporated														
Unincorporated - Total	115	0.09%	10,162	7.54%	917	0.68%	322	0.24%	3,053	2.27%	11,540	8.57%	101	0.07%
Cumulative														
Cumulative - Total	0		0		0		0		0		0		0	
City - Total	261	0.08%	22,378	6.96%	2,514	0.78%	796	0.25%	9,665	3.00%	28,579	8.88%	329	0.10%

District	ROBERT C. NEWMAN II (REP)		DENNIS RICHTER (NPP)		BRANDON M. ROSS (DEM)		SAM L. GALLUCCI (REP)		TED GAINES (REP)		CAITLYN JENNER (REP)		LEO S. ZACKY (REP)	
4th Supervisorial District - 2010 - Total	67	0.08%	69	0.08%	2,942	3.50%	112	0.13%	1,800	2.14%	838	1.00%	35	0.04%
5th Supervisorial District - 2010														
5th Supervisorial District - 2010 - Total	206	0.27%	75	0.10%	4,160	5.44%	143	0.19%	1,159	1.52%	851	1.11%	68	0.09%
Cumulative														
Cumulative - Total	0		0		0		0		0		0		0	
County Supervisor - Total	632	0.20%	439	0.14%	16,772	5.21%	488	0.15%	5,307	1.65%	3,516	1.09%	188	0.06%
City														
City Of Citrus Heights														
City Of Citrus Heights - Total	29	0.13%	29	0.13%	798	3.48%	36	0.16%	485	2.12%	277	1.21%	9	0.04%
City Of Elk Grove														
City Of Elk Grove - Total	133	0.35%	46	0.12%	2,475	6.60%	63	0.17%	536	1.43%	428	1.14%	26	0.07%
City Of Folsom														
City Of Folsom - Total	11	0.05%	17	0.07%	1,038	4.26%	20	0.08%	572	2.35%	222	0.91%	6	0.02%
City Of Galt														
City Of Galt - Total	24	0.38%	2	0.03%	162	2.56%	18	0.28%	108	1.71%	77	1.22%	19	0.30%
City Of Isleton														
City Of Isleton - Total	0	0.00%	0	0.00%	9	6.38%	0	0.00%	3	2.13%	4	2.84%	0	0.00%
City of Rancho Cordova														
City of Rancho Cordova - Total	23	0.14%	14	0.09%	828	5.21%	50	0.31%	261	1.64%	175	1.10%	6	0.04%
City Of Sacramento														
City Of Sacramento - Total	200	0.25%	160	0.20%	5,530	6.92%	106	0.13%	891	1.12%	926	1.16%	34	0.04%
Unincorporated														
Unincorporated - Total	212	0.16%	171	0.13%	5,932	4.40%	195	0.14%	2,451	1.82%	1,407	1.04%	88	0.07%
Cumulative														
Cumulative - Total	0		0		0		0		0		0		0	
City - Total	632	0.20%	439	0.14%	16,772	5.21%	488	0.15%	5,307	1.65%	3,516	1.09%	188	0.06%

District	JENNY RAE LE ROUX (REP)		DAVID LOZANO (REP)		STEVE CHAVEZ LODGE (REP)		MICHAEL LOEBBS (NPP)		DENIS LUCEY (NPP)		DIEGO MARTINEZ (REP)		JEREMIAH "JEREMY" MARCINIAK (NPP)	
4th Supervisorial District - 2010 - Total	140	0.17%	55	0.07%	118	0.14%	148	0.18%	34	0.04%	51	0.06%	21	0.02%
5th Supervisorial District - 2010														
5th Supervisorial District - 2010 - Total	130	0.17%	100	0.13%	140	0.18%	177	0.23%	23	0.03%	58	0.08%	22	0.03%
Cumulative														
Cumulative - Total	0		0		0		0		0		0		0	
County Supervisor - Total	523	0.16%	377	0.12%	531	0.17%	1,001	0.31%	139	0.04%	282	0.09%	116	0.04%
City														
City Of Citrus Heights														
City Of Citrus Heights - Total	53	0.23%	15	0.07%	48	0.21%	41	0.18%	6	0.03%	17	0.07%	6	0.03%
City Of Elk Grove														
City Of Elk Grove - Total	62	0.17%	57	0.15%	59	0.16%	99	0.26%	12	0.03%	29	0.08%	11	0.03%
City Of Folsom														
City Of Folsom - Total	26	0.11%	9	0.04%	26	0.11%	49	0.20%	13	0.05%	12	0.05%	4	0.02%
City Of Galt														
City Of Galt - Total	9	0.14%	9	0.14%	21	0.33%	3	0.05%	1	0.02%	1	0.02%	3	0.05%
City Of Isleton														
City Of Isleton - Total	0	0.00%	0	0.00%	0	0.00%	0	0.00%	0	0.00%	0	0.00%	0	0.00%
City of Rancho Cordova														
City of Rancho Cordova - Total	36	0.23%	14	0.09%	31	0.20%	42	0.26%	6	0.04%	14	0.09%	7	0.04%
City Of Sacramento														
City Of Sacramento - Total	112	0.14%	123	0.15%	148	0.19%	447	0.56%	42	0.05%	102	0.13%	47	0.06%
Unincorporated														
Unincorporated - Total	225	0.17%	150	0.11%	198	0.15%	320	0.24%	59	0.04%	107	0.08%	38	0.03%
Cumulative														
Cumulative - Total	0		0		0		0		0		0		0	
City - Total	523	0.16%	377	0.12%	531	0.17%	1,001	0.31%	139	0.04%	282	0.09%	116	0.04%

District	DANIEL MERCURI (REP)		JACQUELINE MCGOWAN (DEM)		DAVID MOORE (NPP)		DAVID ALEXANDER BRAMANTE (REP)		HOLLY L. BAADE (DEM)		ANGELYNE (NPP)		JAMES G. HANINK (NPP)	
4th Supervisorial District - 2010 - Total	55	0.07%	1,423	1.69%	117	0.14%	68	0.08%	477	0.57%	157	0.19%	39	0.05%
5th Supervisorial District - 2010														
5th Supervisorial District - 2010 - Total	58	0.08%	2,166	2.83%	223	0.29%	87	0.11%	646	0.84%	158	0.21%	56	0.07%
Cumulative														
Cumulative - Total	0		0		0		0		0		0		0	
County Supervisor - Total	226	0.07%	9,032	2.81%	981	0.30%	277	0.09%	2,754	0.86%	1,039	0.32%	208	0.06%
City														
City Of Citrus Heights														
City Of Citrus Heights - Total	25	0.11%	477	2.08%	40	0.17%	25	0.11%	115	0.50%	38	0.17%	15	0.07%
City Of Elk Grove														
City Of Elk Grove - Total	15	0.04%	1,202	3.21%	134	0.36%	41	0.11%	356	0.95%	66	0.18%	28	0.07%
City Of Folsom														
City Of Folsom - Total	5	0.02%	382	1.57%	38	0.16%	11	0.05%	173	0.71%	42	0.17%	7	0.03%
City Of Galt														
City Of Galt - Total	7	0.11%	125	1.97%	22	0.35%	5	0.08%	33	0.52%	9	0.14%	3	0.05%
City Of Isleton														
City Of Isleton - Total	0	0.00%	6	4.26%	1	0.71%	0	0.00%	1	0.71%	0	0.00%	0	0.00%
City of Rancho Cordova														
City of Rancho Cordova - Total	16	0.10%	459	2.89%	35	0.22%	23	0.14%	132	0.83%	43	0.27%	14	0.09%
City Of Sacramento														
City Of Sacramento - Total	50	0.06%	3,246	4.06%	429	0.54%	69	0.09%	950	1.19%	490	0.61%	63	0.08%
Unincorporated														
Unincorporated - Total	108	0.08%	3,135	2.33%	282	0.21%	103	0.08%	994	0.74%	351	0.26%	78	0.06%
Cumulative														
Cumulative - Total	0		0		0		0		0		0		0	
City - Total	226	0.07%	9,032	2.81%	981	0.30%	277	0.09%	2,754	0.86%	1,039	0.32%	208	0.06%

District	DAVID HILLBERG (REP)		JEFF HEWITT (LIB)		JOHN R. DRAKE (DEM)		LARRY A. ELDER (REP)		KEVIN PAFFRATH (DEM)		ADAM PAPAGAN (NPP)		ARMANDO "MANDO" PEREZ- SERRATO (DEM)	
4th Supervisorial District - 2010 - Total	18	0.02%	488	0.58%	364	0.43%	43,944	52.21%	5,469	6.50%	19	0.02%	191	0.23%
5th Supervisorial District - 2010														
5th Supervisorial District - 2010 - Total	14	0.02%	489	0.64%	496	0.65%	39,334	51.44%	5,869	7.68%	29	0.04%	468	0.61%
Cumulative														
Cumulative - Total	0		0		0		0		0		0		0	
County Supervisor - Total	85	0.03%	2,138	0.66%	2,232	0.69%	147,776	45.93%	28,585	8.89%	147	0.05%	1,904	0.59%
City														
City Of Citrus Heights														
City Of Citrus Heights - Total	7	0.03%	148	0.65%	101	0.44%	12,376	54.00%	1,422	6.21%	3	0.01%	65	0.28%
City Of Elk Grove														
City Of Elk Grove - Total	9	0.02%	246	0.66%	252	0.67%	18,170	48.46%	3,293	8.78%	9	0.02%	237	0.63%
City Of Folsom														
City Of Folsom - Total	3	0.01%	136	0.56%	109	0.45%	11,019	45.21%	1,960	8.04%	3	0.01%	42	0.17%
City Of Galt														
City Of Galt - Total	0	0.00%	35	0.55%	34	0.54%	3,870	61.11%	327	5.16%	4	0.06%	59	0.93%
City Of Isleton														
City Of Isleton - Total	0	0.00%	1	0.71%	0	0.00%	71	50.35%	8	5.67%	0	0.00%	0	0.00%
City of Rancho Cordova														
City of Rancho Cordova - Total	2	0.01%	124	0.78%	109	0.69%	7,949	50.05%	1,253	7.89%	10	0.06%	71	0.45%
City Of Sacramento														
City Of Sacramento - Total	20	0.03%	615	0.77%	833	1.04%	26,760	33.51%	10,636	13.32%	66	0.08%	794	0.99%
Unincorporated														
Unincorporated - Total	44	0.03%	833	0.62%	794	0.59%	67,561	50.15%	9,686	7.19%	52	0.04%	636	0.47%
Cumulative														
Cumulative - Total	0		0		0		0		0		0		0	
City - Total	85	0.03%	2,138	0.66%	2,232	0.69%	147,776	45.93%	28,585	8.89%	147	0.05%	1,904	0.59%

District	JOHN COX (REP)		HEATHER COLLINS (G-P)		DANIEL WATTS (DEM)		NICKOLAS WILDSTAR (REP)		SARAH STEPHENS (REP)		DENVER STONER (REP)		JOE M. SYMMON (REP)	
4th Supervisorial District - 2010 - Total	3,497	4.15%	340	0.40%	1,108	1.32%	19	0.02%	61	0.07%	169	0.20%	11	0.01%
5th Supervisorial District - 2010														
5th Supervisorial District - 2010 - Total	3,512	4.59%	298	0.39%	1,396	1.83%	33	0.04%	71	0.09%	139	0.18%	7	0.01%
Cumulative														
Cumulative - Total	0		0		0		0		0		0		0	
County Supervisor - Total	13,013	4.04%	1,904	0.59%	6,371	1.98%	124	0.04%	277	0.09%	567	0.18%	48	0.01%
City														
City Of Citrus Heights														
City Of Citrus Heights - Total	1,013	4.42%	110	0.48%	399	1.74%	3	0.01%	21	0.09%	63	0.27%	5	0.02%
City Of Elk Grove														
City Of Elk Grove - Total	1,649	4.40%	120	0.32%	669	1.78%	15	0.04%	38	0.10%	57	0.15%	5	0.01%
City Of Folsom														
City Of Folsom - Total	899	3.69%	99	0.41%	251	1.03%	4	0.02%	11	0.05%	27	0.11%	0	0.00%
City Of Galt														
City Of Galt - Total	342	5.40%	17	0.27%	68	1.07%	3	0.05%	4	0.06%	11	0.17%	0	0.00%
City Of Isleton														
City Of Isleton - Total	9	6.38%	2	1.42%	2	1.42%	0	0.00%	0	0.00%	0	0.00%	0	0.00%
City of Rancho Cordova														
City of Rancho Cordova - Total	701	4.41%	83	0.52%	381	2.40%	8	0.05%	17	0.11%	29	0.18%	2	0.01%
City Of Sacramento														
City Of Sacramento - Total	2,710	3.39%	740	0.93%	2,149	2.69%	40	0.05%	67	0.08%	116	0.15%	17	0.02%
Unincorporated														
Unincorporated - Total	5,690	4.22%	733	0.54%	2,452	1.82%	51	0.04%	119	0.09%	264	0.20%	19	0.01%
Cumulative														
Cumulative - Total	0		0		0		0		0		0		0	
City - Total	13,013	4.04%	1,904	0.59%	6,371	1.98%	124	0.04%	277	0.09%	567	0.18%	48	0.01%

District	MAJOR SINGH (NPP)		DOUG OSE (REP)		Write-in		Total Votes	ROXANNE Qualified Write In		STACY SMITH Qualified Write In		MAJOR WILLIAMS Qualified Write In	
4th Supervisorial District - 2010 - Total	245	0.29%	850	1.01%	99	0.12%	84,168	1	0.00%	0	0.00%	97	0.12%
5th Supervisorial District - 2010													
5th Supervisorial District - 2010 - Total	261	0.34%	786	1.03%	78	0.10%	76,459	0	0.00%	0	0.00%	77	0.10%
Cumulative													
Cumulative - Total	0		0		0		0	0		0		0	
County Supervisor - Total	1,077	0.33%	3,329	1.03%	367	0.11%	321,722	1	0.00%	2	0.00%	354	0.11%
City													
City Of Citrus Heights													
City Of Citrus Heights - Total	21	0.09%	263	1.15%	30	0.13%	22,917	1	0.00%	0	0.00%	29	0.13%
City Of Elk Grove													
City Of Elk Grove - Total	170	0.45%	385	1.03%	25	0.07%	37,491	0	0.00%	0	0.00%	25	0.07%
City Of Folsom													
City Of Folsom - Total	120	0.49%	204	0.84%	16	0.07%	24,375	0	0.00%	0	0.00%	16	0.07%
City Of Galt													
City Of Galt - Total	10	0.16%	61	0.96%	2	0.03%	6,333	0	0.00%	0	0.00%	2	0.03%
City Of Isleton													
City Of Isleton - Total	0	0.00%	0	0.00%	2	1.42%	141	0	0.00%	0	0.00%	2	1.42%
City of Rancho Cordova													
City of Rancho Cordova - Total	42	0.26%	143	0.90%	29	0.18%	15,883	0	0.00%	0	0.00%	29	0.18%
City Of Sacramento													
City Of Sacramento - Total	355	0.44%	707	0.89%	91	0.11%	79,864	0	0.00%	1	0.00%	86	0.11%
Unincorporated													
Unincorporated - Total	359	0.27%	1,566	1.16%	172	0.13%	134,718	0	0.00%	1	0.00%	165	0.12%
Cumulative													
Cumulative - Total	0		0		0		0	0		0		0	
City - Total	1,077	0.33%	3,329	1.03%	367	0.11%	321,722	1	0.00%	2	0.00%	354	0.11%

District	THUY E. HUGENS Qualified Write In		MIKI HABRYN Qualified Write In		VINCE LUNDGREN Qualified Write In		VIVEK B. MOHAN Qualified Write In	
4th Supervisorial District - 2010 - Total	0	0.00%	1	0.00%	0	0.00%	0	0.00%
5th Supervisorial District - 2010								
5th Supervisorial District - 2010 - Total	0	0.00%	1	0.00%	0	0.00%	0	0.00%
Cumulative								
Cumulative - Total	0		0		0		0	
County Supervisor - Total	2	0.00%	5	0.00%	1	0.00%	2	0.00%
City								
City Of Citrus Heights								
City Of Citrus Heights - Total	0	0.00%	0	0.00%	0	0.00%	0	0.00%
City Of Elk Grove								
City Of Elk Grove - Total	0	0.00%	0	0.00%	0	0.00%	0	0.00%
City Of Folsom								
City Of Folsom - Total	0	0.00%	0	0.00%	0	0.00%	0	0.00%
City Of Galt								
City Of Galt - Total	0	0.00%	0	0.00%	0	0.00%	0	0.00%
City Of Isleton								
City Of Isleton - Total	0	0.00%	0	0.00%	0	0.00%	0	0.00%
City of Rancho Cordova								
City of Rancho Cordova - Total	0	0.00%	0	0.00%	0	0.00%	0	0.00%
City Of Sacramento								
City Of Sacramento - Total	0	0.00%	1	0.00%	1	0.00%	2	0.00%
Unincorporated								
Unincorporated - Total	2	0.00%	4	0.00%	0	0.00%	0	0.00%
Cumulative								
Cumulative - Total	0		0		0		0	
City - Total	2	0.00%	5	0.00%	1	0.00%	2	0.00%

SOVC for: All Contests, All Districts, All Counting Groups
 Sacramento County
 2021 Gubernatorial Recall Election
 September 14, 2021

Precinct	Registered Voters	Voters Cast	% Turnout
Countywide			
Countywide			
0011267			
Election Day	437	29	6.64%
Vote by Mail	437	325	74.37%
Canvass	437	1	0.23%
Total	437	355	81.24%
0011397			
Election Day	24	6	25.00%
Vote by Mail	24	11	45.83%
Canvass	24	0	0.00%
Total	24	17	70.83%
0011648			
Election Day	12	7	58.33%
Vote by Mail	12	0	0.00%
Canvass	12	0	0.00%
Total	12	7	58.33%
0011974			
Election Day	1,439	31	2.15%
Vote by Mail	1,439	837	58.17%
Canvass	1,439	2	0.14%
Total	1,439	870	60.46%
0012669			
Election Day	1,482	15	1.01%
Vote by Mail	1,482	1,324	89.34%
Canvass	1,482	1	0.07%
Total	1,482	1,340	90.42%

Precinct	Registered Voters	Voters Cast	% Turnout
0012681			
Election Day	1,267	32	2.53%
Vote by Mail	1,267	825	65.11%
Canvass	1,267	4	0.32%
Total	1,267	861	67.96%
0012702			
Election Day	1,699	44	2.59%
Vote by Mail	1,699	933	54.91%
Canvass	1,699	2	0.12%
Total	1,699	979	57.62%
0012733			
Election Day	1,421	36	2.53%
Vote by Mail	1,421	902	63.48%
Canvass	1,421	5	0.35%
Total	1,421	943	66.36%
0012765			
Election Day	1,391	33	2.37%
Vote by Mail	1,391	907	65.20%
Canvass	1,391	3	0.22%
Total	1,391	943	67.79%
0012786			
Election Day	1,785	38	2.13%
Vote by Mail	1,785	1,038	58.15%
Canvass	1,785	5	0.28%
Total	1,785	1,081	60.56%
0012807			
Election Day	1,421	38	2.67%
Vote by Mail	1,421	802	56.44%
Canvass	1,421	4	0.28%
Total	1,421	844	59.39%
0012884			
Election Day	1,490	30	2.01%
Vote by Mail	1,490	873	58.59%
Canvass	1,490	4	0.27%
Total	1,490	907	60.87%

Precinct	Registered Voters	Voters Cast	% Turnout
0012943			
Election Day	1	0	0.00%
Vote by Mail	1	1	100.00%
Canvass	1	0	0.00%
Total	1	1	100.00%
0012988			
Election Day	1,486	43	2.89%
Vote by Mail	1,486	751	50.54%
Canvass	1,486	3	0.20%
Total	1,486	797	53.63%
0013032			
Election Day	1,549	91	5.87%
Vote by Mail	1,549	966	62.36%
Canvass	1,549	7	0.45%
Total	1,549	1,064	68.69%
0013210			
Election Day	1,605	90	5.61%
Vote by Mail	1,605	899	56.01%
Canvass	1,605	12	0.75%
Total	1,605	1,001	62.37%
0013239			
Election Day	1,632	61	3.74%
Vote by Mail	1,632	1,044	63.97%
Canvass	1,632	5	0.31%
Total	1,632	1,110	68.01%
0013551			
Election Day	1,412	48	3.40%
Vote by Mail	1,412	799	56.59%
Canvass	1,412	8	0.57%
Total	1,412	855	60.55%
0013635			
Election Day	1,718	94	5.47%
Vote by Mail	1,718	1,015	59.08%
Canvass	1,718	6	0.35%
Total	1,718	1,115	64.90%

Precinct	Registered Voters	Voters Cast	% Turnout
0013658			
Election Day	1,494	74	4.95%
Vote by Mail	1,494	777	52.01%
Canvass	1,494	10	0.67%
Total	1,494	861	57.63%
0013706			
Election Day	1,385	94	6.79%
Vote by Mail	1,385	743	53.65%
Canvass	1,385	11	0.79%
Total	1,385	848	61.23%
0013945			
Election Day	989	48	4.85%
Vote by Mail	989	550	55.61%
Canvass	989	5	0.51%
Total	989	603	60.97%
0014314			
Election Day	1,591	51	3.21%
Vote by Mail	1,591	982	61.72%
Canvass	1,591	4	0.25%
Total	1,591	1,037	65.18%
0014363			
Election Day	1,758	27	1.54%
Vote by Mail	1,758	1,324	75.31%
Canvass	1,758	5	0.28%
Total	1,758	1,356	77.13%
0014564			
Election Day	1,565	48	3.07%
Vote by Mail	1,565	791	50.54%
Canvass	1,565	13	0.83%
Total	1,565	852	54.44%
0014570			
Election Day	1,612	42	2.61%
Vote by Mail	1,612	1,018	63.15%
Canvass	1,612	5	0.31%
Total	1,612	1,065	66.07%

Precinct	Registered Voters	Voters Cast	% Turnout
0014675			
Election Day	1,356	37	2.73%
Vote by Mail	1,356	775	57.15%
Canvass	1,356	8	0.59%
Total	1,356	820	60.47%
0014820			
Election Day	1,636	38	2.32%
Vote by Mail	1,636	973	59.47%
Canvass	1,636	6	0.37%
Total	1,636	1,017	62.16%
0014837			
Election Day	1,729	36	2.08%
Vote by Mail	1,729	966	55.87%
Canvass	1,729	3	0.17%
Total	1,729	1,005	58.13%
0014971			
Election Day	1,397	30	2.15%
Vote by Mail	1,397	758	54.26%
Canvass	1,397	2	0.14%
Total	1,397	790	56.55%
0015018			
Election Day	1,606	40	2.49%
Vote by Mail	1,606	906	56.41%
Canvass	1,606	8	0.50%
Total	1,606	954	59.40%
0015102			
Election Day	1,836	48	2.61%
Vote by Mail	1,836	1,264	68.85%
Canvass	1,836	18	0.98%
Total	1,836	1,330	72.44%
0015259			
Election Day	1,279	43	3.36%
Vote by Mail	1,279	601	46.99%
Canvass	1,279	12	0.94%
Total	1,279	656	51.29%

Precinct	Registered Voters	Voters Cast	% Turnout
0015321			
Election Day	1,887	36	1.91%
Vote by Mail	1,887	1,199	63.54%
Canvass	1,887	7	0.37%
Total	1,887	1,242	65.82%
0015368			
Election Day	1,629	36	2.21%
Vote by Mail	1,629	1,024	62.86%
Canvass	1,629	5	0.31%
Total	1,629	1,065	65.38%
0015530			
Election Day	835	15	1.80%
Vote by Mail	835	351	42.04%
Canvass	835	9	1.08%
Total	835	375	44.91%
0015566			
Election Day	1,351	40	2.96%
Vote by Mail	1,351	699	51.74%
Canvass	1,351	4	0.30%
Total	1,351	743	55.00%
0015614			
Election Day	2	0	0.00%
Vote by Mail	2	2	100.00%
Canvass	2	0	0.00%
Total	2	2	100.00%
0015707			
Election Day	1,667	42	2.52%
Vote by Mail	1,667	927	55.61%
Canvass	1,667	13	0.78%
Total	1,667	982	58.91%
0015749			
Election Day	1,352	36	2.66%
Vote by Mail	1,352	689	50.96%
Canvass	1,352	3	0.22%
Total	1,352	728	53.85%

Precinct	Registered Voters	Voters Cast	% Turnout
0016107			
Election Day	1,357	46	3.39%
Vote by Mail	1,357	730	53.80%
Canvass	1,357	4	0.29%
Total	1,357	780	57.48%
0016152			
Election Day	1,771	74	4.18%
Vote by Mail	1,771	801	45.23%
Canvass	1,771	7	0.40%
Total	1,771	882	49.80%
0016463			
Election Day	1,535	43	2.80%
Vote by Mail	1,535	615	40.07%
Canvass	1,535	5	0.33%
Total	1,535	663	43.19%
0016519			
Election Day	1,507	33	2.19%
Vote by Mail	1,507	636	42.20%
Canvass	1,507	1	0.07%
Total	1,507	670	44.46%
0016612			
Election Day	1,628	29	1.78%
Vote by Mail	1,628	681	41.83%
Canvass	1,628	7	0.43%
Total	1,628	717	44.04%
0017428			
Election Day	1,613	43	2.67%
Vote by Mail	1,613	1,087	67.39%
Canvass	1,613	6	0.37%
Total	1,613	1,136	70.43%
0017512			
Election Day	1,430	38	2.66%
Vote by Mail	1,430	956	66.85%
Canvass	1,430	5	0.35%
Total	1,430	999	69.86%

Precinct	Registered Voters	Voters Cast	% Turnout
0017630			
Election Day	1,603	46	2.87%
Vote by Mail	1,603	851	53.09%
Canvass	1,603	14	0.87%
Total	1,603	911	56.83%
0017794			
Election Day	1,785	29	1.62%
Vote by Mail	1,785	852	47.73%
Canvass	1,785	10	0.56%
Total	1,785	891	49.92%
0018012			
Election Day	1,367	33	2.41%
Vote by Mail	1,367	577	42.21%
Canvass	1,367	6	0.44%
Total	1,367	616	45.06%
0018119			
Election Day	1,388	19	1.37%
Vote by Mail	1,388	775	55.84%
Canvass	1,388	5	0.36%
Total	1,388	799	57.56%
0018175			
Election Day	1,338	26	1.94%
Vote by Mail	1,338	613	45.81%
Canvass	1,338	8	0.60%
Total	1,338	647	48.36%
0018194			
Election Day	1,396	25	1.79%
Vote by Mail	1,396	866	62.03%
Canvass	1,396	8	0.57%
Total	1,396	899	64.40%
0018206			
Election Day	1,961	50	2.55%
Vote by Mail	1,961	1,118	57.01%
Canvass	1,961	14	0.71%
Total	1,961	1,182	60.28%

Precinct	Registered Voters	Voters Cast	% Turnout
0018351			
Election Day	1,609	52	3.23%
Vote by Mail	1,609	783	48.66%
Canvass	1,609	7	0.44%
Total	1,609	842	52.33%
0018501			
Election Day	1,857	47	2.53%
Vote by Mail	1,857	1,011	54.44%
Canvass	1,857	6	0.32%
Total	1,857	1,064	57.30%
0018562			
Election Day	1,842	54	2.93%
Vote by Mail	1,842	847	45.98%
Canvass	1,842	6	0.33%
Total	1,842	907	49.24%
0018659			
Election Day	1,984	36	1.81%
Vote by Mail	1,984	1,062	53.53%
Canvass	1,984	17	0.86%
Total	1,984	1,115	56.20%
0018687			
Election Day	1,734	29	1.67%
Vote by Mail	1,734	927	53.46%
Canvass	1,734	9	0.52%
Total	1,734	965	55.65%
0018755			
Election Day	1,701	25	1.47%
Vote by Mail	1,701	735	43.21%
Canvass	1,701	4	0.24%
Total	1,701	764	44.91%
0019015			
Election Day	1,353	16	1.18%
Vote by Mail	1,353	501	37.03%
Canvass	1,353	2	0.15%
Total	1,353	519	38.36%

Precinct	Registered Voters	Voters Cast	% Turnout
0019049			
Election Day	1,679	22	1.31%
Vote by Mail	1,679	643	38.30%
Canvass	1,679	1	0.06%
Total	1,679	666	39.67%
0019126			
Election Day	1,567	28	1.79%
Vote by Mail	1,567	636	40.59%
Canvass	1,567	4	0.26%
Total	1,567	668	42.63%
0019236			
Election Day	1,827	50	2.74%
Vote by Mail	1,827	673	36.84%
Canvass	1,827	4	0.22%
Total	1,827	727	39.79%
0019282			
Election Day	1,723	52	3.02%
Vote by Mail	1,723	769	44.63%
Canvass	1,723	4	0.23%
Total	1,723	825	47.88%
0019319			
Election Day	1,693	39	2.30%
Vote by Mail	1,693	646	38.16%
Canvass	1,693	7	0.41%
Total	1,693	692	40.87%
0019354			
Election Day	1,467	29	1.98%
Vote by Mail	1,467	543	37.01%
Canvass	1,467	13	0.89%
Total	1,467	585	39.88%
0019403			
Election Day	1,537	32	2.08%
Vote by Mail	1,537	587	38.19%
Canvass	1,537	9	0.59%
Total	1,537	628	40.86%

Precinct	Registered Voters	Voters Cast	% Turnout
0019427			
Election Day	1,768	39	2.21%
Vote by Mail	1,768	675	38.18%
Canvass	1,768	3	0.17%
Total	1,768	717	40.55%
0019577			
Election Day	915	12	1.31%
Vote by Mail	915	390	42.62%
Canvass	915	4	0.44%
Total	915	406	44.37%
0019622			
Election Day	1,872	38	2.03%
Vote by Mail	1,872	1,037	55.40%
Canvass	1,872	4	0.21%
Total	1,872	1,079	57.64%
0019685			
Election Day	774	11	1.42%
Vote by Mail	774	291	37.60%
Canvass	774	12	1.55%
Total	774	314	40.57%
0019839			
Election Day	1,285	38	2.96%
Vote by Mail	1,285	622	48.40%
Canvass	1,285	9	0.70%
Total	1,285	669	52.06%
0021009			
Election Day	1,157	52	4.49%
Vote by Mail	1,157	685	59.20%
Canvass	1,157	1	0.09%
Total	1,157	738	63.79%
0021013			
Election Day	1,777	45	2.53%
Vote by Mail	1,777	1,078	60.66%
Canvass	1,777	6	0.34%
Total	1,777	1,129	63.53%

Precinct	Registered Voters	Voters Cast	% Turnout
0021065			
Election Day	1,868	60	3.21%
Vote by Mail	1,868	866	46.36%
Canvass	1,868	5	0.27%
Total	1,868	931	49.84%
0021134			
Election Day	1,712	53	3.10%
Vote by Mail	1,712	1,035	60.46%
Canvass	1,712	4	0.23%
Total	1,712	1,092	63.79%
0021159			
Election Day	1,488	30	2.02%
Vote by Mail	1,488	845	56.79%
Canvass	1,488	5	0.34%
Total	1,488	880	59.14%
0021166			
Election Day	1,551	39	2.51%
Vote by Mail	1,551	872	56.22%
Canvass	1,551	8	0.52%
Total	1,551	919	59.25%
0021203			
Election Day	1,284	42	3.27%
Vote by Mail	1,284	731	56.93%
Canvass	1,284	6	0.47%
Total	1,284	779	60.67%
0021231			
Election Day	1,345	31	2.30%
Vote by Mail	1,345	748	55.61%
Canvass	1,345	3	0.22%
Total	1,345	782	58.14%
0021362			
Election Day	1,378	60	4.35%
Vote by Mail	1,378	786	57.04%
Canvass	1,378	4	0.29%
Total	1,378	850	61.68%

Precinct	Registered Voters	Voters Cast	% Turnout
0021489			
Election Day	1,629	35	2.15%
Vote by Mail	1,629	888	54.51%
Canvass	1,629	4	0.25%
Total	1,629	927	56.91%
0021606			
Election Day	1,533	24	1.57%
Vote by Mail	1,533	766	49.97%
Canvass	1,533	0	0.00%
Total	1,533	790	51.53%
0021615			
Election Day	1,715	37	2.16%
Vote by Mail	1,715	904	52.71%
Canvass	1,715	3	0.17%
Total	1,715	944	55.04%
0021688			
Election Day	1,799	49	2.72%
Vote by Mail	1,799	905	50.31%
Canvass	1,799	4	0.22%
Total	1,799	958	53.25%
0021712			
Election Day	89	7	7.87%
Vote by Mail	89	47	52.81%
Canvass	89	0	0.00%
Total	89	54	60.67%
0021725			
Election Day	192	5	2.60%
Vote by Mail	192	90	46.88%
Canvass	192	3	1.56%
Total	192	98	51.04%
0021783			
Election Day	384	8	2.08%
Vote by Mail	384	111	28.91%
Canvass	384	2	0.52%
Total	384	121	31.51%

Precinct	Registered Voters	Voters Cast	% Turnout
0021846			
Election Day	1,524	55	3.61%
Vote by Mail	1,524	727	47.70%
Canvass	1,524	4	0.26%
Total	1,524	786	51.57%
0021895			
Election Day	1,847	54	2.92%
Vote by Mail	1,847	945	51.16%
Canvass	1,847	7	0.38%
Total	1,847	1,006	54.47%
0021904			
Election Day	1,192	43	3.61%
Vote by Mail	1,192	513	43.04%
Canvass	1,192	0	0.00%
Total	1,192	556	46.64%
0021975			
Election Day	1,582	42	2.65%
Vote by Mail	1,582	698	44.12%
Canvass	1,582	3	0.19%
Total	1,582	743	46.97%
0022003			
Election Day	1,461	49	3.35%
Vote by Mail	1,461	847	57.97%
Canvass	1,461	3	0.21%
Total	1,461	899	61.53%
0022034			
Election Day	1,392	36	2.59%
Vote by Mail	1,392	910	65.37%
Canvass	1,392	2	0.14%
Total	1,392	948	68.10%
0022056			
Election Day	1,851	37	2.00%
Vote by Mail	1,851	1,182	63.86%
Canvass	1,851	2	0.11%
Total	1,851	1,221	65.96%

Precinct	Registered Voters	Voters Cast	% Turnout
0022061			
Election Day	1,487	34	2.29%
Vote by Mail	1,487	832	55.95%
Canvass	1,487	3	0.20%
Total	1,487	869	58.44%
0022090			
Election Day	1,385	35	2.53%
Vote by Mail	1,385	896	64.69%
Canvass	1,385	3	0.22%
Total	1,385	934	67.44%
0022139			
Election Day	1,267	40	3.16%
Vote by Mail	1,267	749	59.12%
Canvass	1,267	6	0.47%
Total	1,267	795	62.75%
0022154			
Election Day	1,490	44	2.95%
Vote by Mail	1,490	899	60.34%
Canvass	1,490	7	0.47%
Total	1,490	950	63.76%
0022337			
Election Day	1,092	25	2.29%
Vote by Mail	1,092	644	58.97%
Canvass	1,092	5	0.46%
Total	1,092	674	61.72%
0022427			
Election Day	1,606	46	2.86%
Vote by Mail	1,606	945	58.84%
Canvass	1,606	2	0.12%
Total	1,606	993	61.83%
0022453			
Election Day	1,922	39	2.03%
Vote by Mail	1,922	1,066	55.46%
Canvass	1,922	5	0.26%
Total	1,922	1,110	57.75%

Precinct	Registered Voters	Voters Cast	% Turnout
0022491			
Election Day	1,717	43	2.50%
Vote by Mail	1,717	771	44.90%
Canvass	1,717	2	0.12%
Total	1,717	816	47.52%
0022508			
Election Day	1,688	61	3.61%
Vote by Mail	1,688	1,035	61.32%
Canvass	1,688	4	0.24%
Total	1,688	1,100	65.17%
0022566			
Election Day	1,828	28	1.53%
Vote by Mail	1,828	1,030	56.35%
Canvass	1,828	4	0.22%
Total	1,828	1,062	58.10%
0022685			
Election Day	1,813	43	2.37%
Vote by Mail	1,813	1,358	74.90%
Canvass	1,813	5	0.28%
Total	1,813	1,406	77.55%
0022694			
Election Day	1,438	30	2.09%
Vote by Mail	1,438	713	49.58%
Canvass	1,438	8	0.56%
Total	1,438	751	52.23%
0022709			
Election Day	1,853	37	2.00%
Vote by Mail	1,853	1,010	54.51%
Canvass	1,853	6	0.32%
Total	1,853	1,053	56.83%
0022763			
Election Day	1,495	45	3.01%
Vote by Mail	1,495	883	59.06%
Canvass	1,495	1	0.07%
Total	1,495	929	62.14%

Precinct	Registered Voters	Voters Cast	% Turnout
0022824			
Election Day	1,421	27	1.90%
Vote by Mail	1,421	517	36.38%
Canvass	1,421	2	0.14%
Total	1,421	546	38.42%
0022847			
Election Day	1,357	39	2.87%
Vote by Mail	1,357	590	43.48%
Canvass	1,357	2	0.15%
Total	1,357	631	46.50%
0022873			
Election Day	1,621	49	3.02%
Vote by Mail	1,621	995	61.38%
Canvass	1,621	7	0.43%
Total	1,621	1,051	64.84%
0022898			
Election Day	32	0	0.00%
Vote by Mail	32	21	65.63%
Canvass	32	0	0.00%
Total	32	21	65.63%
0022997			
Election Day	1,924	45	2.34%
Vote by Mail	1,924	1,070	55.61%
Canvass	1,924	11	0.57%
Total	1,924	1,126	58.52%
0023002			
Election Day	2,013	59	2.93%
Vote by Mail	2,013	1,164	57.82%
Canvass	2,013	11	0.55%
Total	2,013	1,234	61.30%
0023077			
Election Day	1,707	33	1.93%
Vote by Mail	1,707	1,061	62.16%
Canvass	1,707	2	0.12%
Total	1,707	1,096	64.21%

Precinct	Registered Voters	Voters Cast	% Turnout
0023172			
Election Day	1,510	24	1.59%
Vote by Mail	1,510	924	61.19%
Canvass	1,510	3	0.20%
Total	1,510	951	62.98%
0023240			
Election Day	1,353	44	3.25%
Vote by Mail	1,353	778	57.50%
Canvass	1,353	2	0.15%
Total	1,353	824	60.90%
0023295			
Election Day	1,559	42	2.69%
Vote by Mail	1,559	848	54.39%
Canvass	1,559	6	0.38%
Total	1,559	896	57.47%
0023313			
Election Day	1,956	41	2.10%
Vote by Mail	1,956	1,209	61.81%
Canvass	1,956	3	0.15%
Total	1,956	1,253	64.06%
0023414			
Election Day	1,721	51	2.96%
Vote by Mail	1,721	1,084	62.99%
Canvass	1,721	9	0.52%
Total	1,721	1,144	66.47%
0023519			
Election Day	1,534	36	2.35%
Vote by Mail	1,534	1,003	65.38%
Canvass	1,534	4	0.26%
Total	1,534	1,043	67.99%
0023641			
Election Day	1,843	39	2.12%
Vote by Mail	1,843	1,113	60.39%
Canvass	1,843	10	0.54%
Total	1,843	1,162	63.05%

Precinct	Registered Voters	Voters Cast	% Turnout
0023704			
Election Day	1,473	43	2.92%
Vote by Mail	1,473	909	61.71%
Canvass	1,473	2	0.14%
Total	1,473	954	64.77%
0023835			
Election Day	1,640	42	2.56%
Vote by Mail	1,640	1,106	67.44%
Canvass	1,640	6	0.37%
Total	1,640	1,154	70.37%
0023905			
Election Day	1,347	30	2.23%
Vote by Mail	1,347	830	61.62%
Canvass	1,347	1	0.07%
Total	1,347	861	63.92%
0023970			
Election Day	1,377	47	3.41%
Vote by Mail	1,377	836	60.71%
Canvass	1,377	5	0.36%
Total	1,377	888	64.49%
0024058			
Election Day	0	0	N/A
Vote by Mail	0	0	N/A
Canvass	0	0	N/A
Total	0	0	N/A
0024148			
Election Day	1,628	31	1.90%
Vote by Mail	1,628	738	45.33%
Canvass	1,628	1	0.06%
Total	1,628	770	47.30%
0024182			
Election Day	1,368	26	1.90%
Vote by Mail	1,368	568	41.52%
Canvass	1,368	4	0.29%
Total	1,368	598	43.71%

Precinct	Registered Voters	Voters Cast	% Turnout
0024259			
Election Day	1,723	48	2.79%
Vote by Mail	1,723	845	49.04%
Canvass	1,723	6	0.35%
Total	1,723	899	52.18%
0024263			
Election Day	23	2	8.70%
Vote by Mail	23	4	17.39%
Canvass	23	0	0.00%
Total	23	6	26.09%
0024352			
Election Day	1,887	59	3.13%
Vote by Mail	1,887	1,084	57.45%
Canvass	1,887	4	0.21%
Total	1,887	1,147	60.78%
0024385			
Election Day	342	8	2.34%
Vote by Mail	342	185	54.09%
Canvass	342	1	0.29%
Total	342	194	56.73%
0024438			
Election Day	0	0	N/A
Vote by Mail	0	0	N/A
Canvass	0	0	N/A
Total	0	0	N/A
0024500			
Election Day	1,647	39	2.37%
Vote by Mail	1,647	926	56.22%
Canvass	1,647	10	0.61%
Total	1,647	975	59.20%
0024568			
Election Day	1,623	37	2.28%
Vote by Mail	1,623	1,184	72.95%
Canvass	1,623	5	0.31%
Total	1,623	1,226	75.54%

Precinct	Registered Voters	Voters Cast	% Turnout
0024651			
Election Day	1,533	43	2.80%
Vote by Mail	1,533	660	43.05%
Canvass	1,533	7	0.46%
Total	1,533	710	46.31%
0024669			
Election Day	1,949	36	1.85%
Vote by Mail	1,949	990	50.80%
Canvass	1,949	6	0.31%
Total	1,949	1,032	52.95%
0024716			
Election Day	1,588	41	2.58%
Vote by Mail	1,588	821	51.70%
Canvass	1,588	5	0.31%
Total	1,588	867	54.60%
0024753			
Election Day	1,756	38	2.16%
Vote by Mail	1,756	1,073	61.10%
Canvass	1,756	8	0.46%
Total	1,756	1,119	63.72%
0024832			
Election Day	1,432	59	4.12%
Vote by Mail	1,432	883	61.66%
Canvass	1,432	9	0.63%
Total	1,432	951	66.41%
0024874			
Election Day	1,546	32	2.07%
Vote by Mail	1,546	926	59.90%
Canvass	1,546	6	0.39%
Total	1,546	964	62.35%
0024908			
Election Day	1,453	29	2.00%
Vote by Mail	1,453	919	63.25%
Canvass	1,453	9	0.62%
Total	1,453	957	65.86%

Precinct	Registered Voters	Voters Cast	% Turnout
0024927			
Election Day	1,295	38	2.93%
Vote by Mail	1,295	892	68.88%
Canvass	1,295	5	0.39%
Total	1,295	935	72.20%
0025040			
Election Day	1,386	31	2.24%
Vote by Mail	1,386	515	37.16%
Canvass	1,386	8	0.58%
Total	1,386	554	39.97%
0025076			
Election Day	1,634	41	2.51%
Vote by Mail	1,634	923	56.49%
Canvass	1,634	6	0.37%
Total	1,634	970	59.36%
0025155			
Election Day	1,798	55	3.06%
Vote by Mail	1,798	1,049	58.34%
Canvass	1,798	8	0.44%
Total	1,798	1,112	61.85%
0025432			
Election Day	1,839	38	2.07%
Vote by Mail	1,839	1,041	56.61%
Canvass	1,839	7	0.38%
Total	1,839	1,086	59.05%
0025493			
Election Day	1,706	35	2.05%
Vote by Mail	1,706	1,170	68.58%
Canvass	1,706	1	0.06%
Total	1,706	1,206	70.69%
0025560			
Election Day	1,749	31	1.77%
Vote by Mail	1,749	1,164	66.55%
Canvass	1,749	1	0.06%
Total	1,749	1,196	68.38%

Precinct	Registered Voters	Voters Cast	% Turnout
0025588			
Election Day	1,771	37	2.09%
Vote by Mail	1,771	1,326	74.87%
Canvass	1,771	4	0.23%
Total	1,771	1,367	77.19%
0025703			
Election Day	1,526	19	1.25%
Vote by Mail	1,526	1,131	74.12%
Canvass	1,526	3	0.20%
Total	1,526	1,153	75.56%
0025789			
Election Day	1,954	52	2.66%
Vote by Mail	1,954	1,283	65.66%
Canvass	1,954	11	0.56%
Total	1,954	1,346	68.88%
0025919			
Election Day	1,470	44	2.99%
Vote by Mail	1,470	1,002	68.16%
Canvass	1,470	6	0.41%
Total	1,470	1,052	71.56%
0025935			
Election Day	1,411	47	3.33%
Vote by Mail	1,411	960	68.04%
Canvass	1,411	6	0.43%
Total	1,411	1,013	71.79%
0025990			
Election Day	1,651	38	2.30%
Vote by Mail	1,651	926	56.09%
Canvass	1,651	6	0.36%
Total	1,651	970	58.75%
0026069			
Election Day	1,530	42	2.75%
Vote by Mail	1,530	925	60.46%
Canvass	1,530	4	0.26%
Total	1,530	971	63.46%

Precinct	Registered Voters	Voters Cast	% Turnout
0026145			
Election Day	1,470	53	3.61%
Vote by Mail	1,470	957	65.10%
Canvass	1,470	6	0.41%
Total	1,470	1,016	69.12%
0026180			
Election Day	1,422	46	3.23%
Vote by Mail	1,422	861	60.55%
Canvass	1,422	6	0.42%
Total	1,422	913	64.21%
0026244			
Election Day	1,384	59	4.26%
Vote by Mail	1,384	864	62.43%
Canvass	1,384	3	0.22%
Total	1,384	926	66.91%
0026413			
Election Day	1,582	31	1.96%
Vote by Mail	1,582	1,012	63.97%
Canvass	1,582	6	0.38%
Total	1,582	1,049	66.31%
0026468			
Election Day	1,784	47	2.63%
Vote by Mail	1,784	1,272	71.30%
Canvass	1,784	5	0.28%
Total	1,784	1,324	74.22%
0026512			
Election Day	1,639	38	2.32%
Vote by Mail	1,639	1,080	65.89%
Canvass	1,639	5	0.31%
Total	1,639	1,123	68.52%
0026597			
Election Day	1,961	77	3.93%
Vote by Mail	1,961	1,357	69.20%
Canvass	1,961	17	0.87%
Total	1,961	1,451	73.99%

Precinct	Registered Voters	Voters Cast	% Turnout
0026715			
Election Day	1,696	44	2.59%
Vote by Mail	1,696	1,125	66.33%
Canvass	1,696	3	0.18%
Total	1,696	1,172	69.10%
0026724			
Election Day	1,670	40	2.40%
Vote by Mail	1,670	1,334	79.88%
Canvass	1,670	3	0.18%
Total	1,670	1,377	82.46%
0026830			
Election Day	1,714	41	2.39%
Vote by Mail	1,714	1,219	71.12%
Canvass	1,714	8	0.47%
Total	1,714	1,268	73.98%
0026916			
Election Day	1,704	42	2.46%
Vote by Mail	1,704	1,018	59.74%
Canvass	1,704	7	0.41%
Total	1,704	1,067	62.62%
0026965			
Election Day	1,937	44	2.27%
Vote by Mail	1,937	1,366	70.52%
Canvass	1,937	9	0.46%
Total	1,937	1,419	73.26%
0027083			
Election Day	1,215	25	2.06%
Vote by Mail	1,215	531	43.70%
Canvass	1,215	7	0.58%
Total	1,215	563	46.34%
0027147			
Election Day	1,684	48	2.85%
Vote by Mail	1,684	839	49.82%
Canvass	1,684	7	0.42%
Total	1,684	894	53.09%

Precinct	Registered Voters	Voters Cast	% Turnout
0027223			
Election Day	1,617	45	2.78%
Vote by Mail	1,617	949	58.69%
Canvass	1,617	6	0.37%
Total	1,617	1,000	61.84%
0027305			
Election Day	1,654	34	2.06%
Vote by Mail	1,654	1,134	68.56%
Canvass	1,654	2	0.12%
Total	1,654	1,170	70.74%
0027401			
Election Day	1,521	35	2.30%
Vote by Mail	1,521	619	40.70%
Canvass	1,521	13	0.85%
Total	1,521	667	43.85%
0027429			
Election Day	1,818	45	2.48%
Vote by Mail	1,818	753	41.42%
Canvass	1,818	7	0.39%
Total	1,818	805	44.28%
0027602			
Election Day	1,821	38	2.09%
Vote by Mail	1,821	1,009	55.41%
Canvass	1,821	11	0.60%
Total	1,821	1,058	58.10%
0027648			
Election Day	1,553	36	2.32%
Vote by Mail	1,553	878	56.54%
Canvass	1,553	5	0.32%
Total	1,553	919	59.18%
0027686			
Election Day	1,541	22	1.43%
Vote by Mail	1,541	1,122	72.81%
Canvass	1,541	6	0.39%
Total	1,541	1,150	74.63%

Precinct	Registered Voters	Voters Cast	% Turnout
0027719			
Election Day	1,635	32	1.96%
Vote by Mail	1,635	1,003	61.35%
Canvass	1,635	11	0.67%
Total	1,635	1,046	63.98%
0027834			
Election Day	1,475	32	2.17%
Vote by Mail	1,475	783	53.08%
Canvass	1,475	8	0.54%
Total	1,475	823	55.80%
0027980			
Election Day	1,681	32	1.90%
Vote by Mail	1,681	1,305	77.63%
Canvass	1,681	6	0.36%
Total	1,681	1,343	79.89%
0028014			
Election Day	1,742	48	2.76%
Vote by Mail	1,742	1,137	65.27%
Canvass	1,742	13	0.75%
Total	1,742	1,198	68.77%
0028200			
Election Day	1,520	39	2.57%
Vote by Mail	1,520	1,081	71.12%
Canvass	1,520	6	0.39%
Total	1,520	1,126	74.08%
0028299			
Election Day	1,540	23	1.49%
Vote by Mail	1,540	1,225	79.55%
Canvass	1,540	2	0.13%
Total	1,540	1,250	81.17%
0028368			
Election Day	1,485	23	1.55%
Vote by Mail	1,485	1,091	73.47%
Canvass	1,485	7	0.47%
Total	1,485	1,121	75.49%

Precinct	Registered Voters	Voters Cast	% Turnout
0028380			
Election Day	1,566	62	3.96%
Vote by Mail	1,566	1,071	68.39%
Canvass	1,566	6	0.38%
Total	1,566	1,139	72.73%
0028530			
Election Day	1,822	37	2.03%
Vote by Mail	1,822	1,431	78.54%
Canvass	1,822	3	0.16%
Total	1,822	1,471	80.74%
0028656			
Election Day	1,552	23	1.48%
Vote by Mail	1,552	1,264	81.44%
Canvass	1,552	3	0.19%
Total	1,552	1,290	83.12%
0028773			
Election Day	1,799	42	2.33%
Vote by Mail	1,799	1,345	74.76%
Canvass	1,799	8	0.44%
Total	1,799	1,395	77.54%
0028939			
Election Day	1,209	18	1.49%
Vote by Mail	1,209	1,021	84.45%
Canvass	1,209	1	0.08%
Total	1,209	1,040	86.02%
0029010			
Election Day	1,672	43	2.57%
Vote by Mail	1,672	1,046	62.56%
Canvass	1,672	5	0.30%
Total	1,672	1,094	65.43%
0029128			
Election Day	1,896	41	2.16%
Vote by Mail	1,896	1,159	61.13%
Canvass	1,896	11	0.58%
Total	1,896	1,211	63.87%

Precinct	Registered Voters	Voters Cast	% Turnout
0029298			
Election Day	1,763	31	1.76%
Vote by Mail	1,763	1,237	70.16%
Canvass	1,763	6	0.34%
Total	1,763	1,274	72.26%
0029434			
Election Day	1,804	57	3.16%
Vote by Mail	1,804	1,295	71.78%
Canvass	1,804	9	0.50%
Total	1,804	1,361	75.44%
0029462			
Election Day	1,485	21	1.41%
Vote by Mail	1,485	978	65.86%
Canvass	1,485	4	0.27%
Total	1,485	1,003	67.54%
0029661			
Election Day	1,794	30	1.67%
Vote by Mail	1,794	1,420	79.15%
Canvass	1,794	5	0.28%
Total	1,794	1,455	81.10%
0029782			
Election Day	1,663	19	1.14%
Vote by Mail	1,663	1,383	83.16%
Canvass	1,663	5	0.30%
Total	1,663	1,407	84.61%
0031082			
Election Day	1,900	67	3.53%
Vote by Mail	1,900	1,075	56.58%
Canvass	1,900	14	0.74%
Total	1,900	1,156	60.84%
0031193			
Election Day	1,731	59	3.41%
Vote by Mail	1,731	1,171	67.65%
Canvass	1,731	3	0.17%
Total	1,731	1,233	71.23%

Precinct	Registered Voters	Voters Cast	% Turnout
0031245			
Election Day	1,456	43	2.95%
Vote by Mail	1,456	1,024	70.33%
Canvass	1,456	3	0.21%
Total	1,456	1,070	73.49%
0031283			
Election Day	1,580	39	2.47%
Vote by Mail	1,580	1,120	70.89%
Canvass	1,580	5	0.32%
Total	1,580	1,164	73.67%
0031359			
Election Day	1,920	81	4.22%
Vote by Mail	1,920	1,309	68.18%
Canvass	1,920	6	0.31%
Total	1,920	1,396	72.71%
0031432			
Election Day	1,835	52	2.83%
Vote by Mail	1,835	1,191	64.90%
Canvass	1,835	7	0.38%
Total	1,835	1,250	68.12%
0031484			
Election Day	1,526	37	2.42%
Vote by Mail	1,526	940	61.60%
Canvass	1,526	2	0.13%
Total	1,526	979	64.15%
0031546			
Election Day	1,732	30	1.73%
Vote by Mail	1,732	715	41.28%
Canvass	1,732	9	0.52%
Total	1,732	754	43.53%
0031631			
Election Day	1,460	31	2.12%
Vote by Mail	1,460	907	62.12%
Canvass	1,460	2	0.14%
Total	1,460	940	64.38%

Precinct	Registered Voters	Voters Cast	% Turnout
0031662			
Election Day	1,711	76	4.44%
Vote by Mail	1,711	1,110	64.87%
Canvass	1,711	6	0.35%
Total	1,711	1,192	69.67%
0031765			
Election Day	1,214	24	1.98%
Vote by Mail	1,214	652	53.71%
Canvass	1,214	6	0.49%
Total	1,214	682	56.18%
0031839			
Election Day	1,912	70	3.66%
Vote by Mail	1,912	1,324	69.25%
Canvass	1,912	9	0.47%
Total	1,912	1,403	73.38%
0031947			
Election Day	1,618	62	3.83%
Vote by Mail	1,618	1,086	67.12%
Canvass	1,618	6	0.37%
Total	1,618	1,154	71.32%
0031958			
Election Day	1,672	66	3.95%
Vote by Mail	1,672	1,188	71.05%
Canvass	1,672	4	0.24%
Total	1,672	1,258	75.24%
0032101			
Election Day	1,282	60	4.68%
Vote by Mail	1,282	900	70.20%
Canvass	1,282	2	0.16%
Total	1,282	962	75.04%
0032206			
Election Day	1,641	85	5.18%
Vote by Mail	1,641	1,172	71.42%
Canvass	1,641	5	0.30%
Total	1,641	1,262	76.90%

Precinct	Registered Voters	Voters Cast	% Turnout
0032470			
Election Day	1,306	52	3.98%
Vote by Mail	1,306	964	73.81%
Canvass	1,306	7	0.54%
Total	1,306	1,023	78.33%
0032554			
Election Day	1,495	79	5.28%
Vote by Mail	1,495	1,078	72.11%
Canvass	1,495	5	0.33%
Total	1,495	1,162	77.73%
0032773			
Election Day	1,514	89	5.88%
Vote by Mail	1,514	996	65.79%
Canvass	1,514	3	0.20%
Total	1,514	1,088	71.86%
0032872			
Election Day	1,428	40	2.80%
Vote by Mail	1,428	835	58.47%
Canvass	1,428	5	0.35%
Total	1,428	880	61.62%
0033108			
Election Day	1,544	42	2.72%
Vote by Mail	1,544	1,154	74.74%
Canvass	1,544	5	0.32%
Total	1,544	1,201	77.78%
0033126			
Election Day	1,792	43	2.40%
Vote by Mail	1,792	1,303	72.71%
Canvass	1,792	4	0.22%
Total	1,792	1,350	75.33%
0033227			
Election Day	1,806	53	2.93%
Vote by Mail	1,806	1,407	77.91%
Canvass	1,806	3	0.17%
Total	1,806	1,463	81.01%

Precinct	Registered Voters	Voters Cast	% Turnout
0033431			
Election Day	1,150	41	3.57%
Vote by Mail	1,150	836	72.70%
Canvass	1,150	2	0.17%
Total	1,150	879	76.43%
0033529			
Election Day	1,239	36	2.91%
Vote by Mail	1,239	906	73.12%
Canvass	1,239	5	0.40%
Total	1,239	947	76.43%
0033713			
Election Day	1,328	55	4.14%
Vote by Mail	1,328	1,027	77.33%
Canvass	1,328	5	0.38%
Total	1,328	1,087	81.85%
0033859			
Election Day	1,749	48	2.74%
Vote by Mail	1,749	1,396	79.82%
Canvass	1,749	3	0.17%
Total	1,749	1,447	82.73%
0033942			
Election Day	1,512	52	3.44%
Vote by Mail	1,512	1,035	68.45%
Canvass	1,512	4	0.26%
Total	1,512	1,091	72.16%
0034009			
Election Day	1,618	51	3.15%
Vote by Mail	1,618	1,102	68.11%
Canvass	1,618	10	0.62%
Total	1,618	1,163	71.88%
0034064			
Election Day	1,861	51	2.74%
Vote by Mail	1,861	1,169	62.82%
Canvass	1,861	3	0.16%
Total	1,861	1,223	65.72%

Precinct	Registered Voters	Voters Cast	% Turnout
0034225			
Election Day	1,836	32	1.74%
Vote by Mail	1,836	997	54.30%
Canvass	1,836	8	0.44%
Total	1,836	1,037	56.48%
0034322			
Election Day	1,808	31	1.71%
Vote by Mail	1,808	1,261	69.75%
Canvass	1,808	8	0.44%
Total	1,808	1,300	71.90%
0034410			
Election Day	1,763	40	2.27%
Vote by Mail	1,763	1,228	69.65%
Canvass	1,763	4	0.23%
Total	1,763	1,272	72.15%
0034600			
Election Day	1,447	31	2.14%
Vote by Mail	1,447	1,084	74.91%
Canvass	1,447	5	0.35%
Total	1,447	1,120	77.40%
0034639			
Election Day	1,679	55	3.28%
Vote by Mail	1,679	1,088	64.80%
Canvass	1,679	14	0.83%
Total	1,679	1,157	68.91%
0034726			
Election Day	1,820	57	3.13%
Vote by Mail	1,820	1,288	70.77%
Canvass	1,820	5	0.27%
Total	1,820	1,350	74.18%
0034871			
Election Day	1,719	40	2.33%
Vote by Mail	1,719	1,333	77.55%
Canvass	1,719	1	0.06%
Total	1,719	1,374	79.93%

Precinct	Registered Voters	Voters Cast	% Turnout
0035127			
Election Day	1,313	79	6.02%
Vote by Mail	1,313	900	68.55%
Canvass	1,313	2	0.15%
Total	1,313	981	74.71%
0035181			
Election Day	1,376	65	4.72%
Vote by Mail	1,376	938	68.17%
Canvass	1,376	6	0.44%
Total	1,376	1,009	73.33%
0035224			
Election Day	1,571	77	4.90%
Vote by Mail	1,571	1,004	63.91%
Canvass	1,571	2	0.13%
Total	1,571	1,083	68.94%
0035272			
Election Day	1,497	54	3.61%
Vote by Mail	1,497	1,085	72.48%
Canvass	1,497	5	0.33%
Total	1,497	1,144	76.42%
0035402			
Election Day	1,726	60	3.48%
Vote by Mail	1,726	1,080	62.57%
Canvass	1,726	17	0.98%
Total	1,726	1,157	67.03%
0035500			
Election Day	1,080	55	5.09%
Vote by Mail	1,080	695	64.35%
Canvass	1,080	4	0.37%
Total	1,080	754	69.81%
0035636			
Election Day	1,774	34	1.92%
Vote by Mail	1,774	1,340	75.54%
Canvass	1,774	3	0.17%
Total	1,774	1,377	77.62%

Precinct	Registered Voters	Voters Cast	% Turnout
0035784			
Election Day	1,548	32	2.07%
Vote by Mail	1,548	1,160	74.94%
Canvass	1,548	4	0.26%
Total	1,548	1,196	77.26%
0035805			
Election Day	1,953	45	2.30%
Vote by Mail	1,953	1,484	75.99%
Canvass	1,953	5	0.26%
Total	1,953	1,534	78.55%
0035852			
Election Day	1,656	29	1.75%
Vote by Mail	1,656	1,280	77.29%
Canvass	1,656	1	0.06%
Total	1,656	1,310	79.11%
0036005			
Election Day	1,821	84	4.61%
Vote by Mail	1,821	1,216	66.78%
Canvass	1,821	12	0.66%
Total	1,821	1,312	72.05%
0036104			
Election Day	1,950	60	3.08%
Vote by Mail	1,950	1,318	67.59%
Canvass	1,950	7	0.36%
Total	1,950	1,385	71.03%
0036176			
Election Day	1,745	88	5.04%
Vote by Mail	1,745	1,015	58.17%
Canvass	1,745	15	0.86%
Total	1,745	1,118	64.07%
0036274			
Election Day	1,709	77	4.51%
Vote by Mail	1,709	1,154	67.52%
Canvass	1,709	3	0.18%
Total	1,709	1,234	72.21%

Precinct	Registered Voters	Voters Cast	% Turnout
0036407			
Election Day	1,891	52	2.75%
Vote by Mail	1,891	1,276	67.48%
Canvass	1,891	8	0.42%
Total	1,891	1,336	70.65%
0036433			
Election Day	1,817	41	2.26%
Vote by Mail	1,817	1,207	66.43%
Canvass	1,817	14	0.77%
Total	1,817	1,262	69.46%
0036503			
Election Day	1,272	58	4.56%
Vote by Mail	1,272	946	74.37%
Canvass	1,272	4	0.31%
Total	1,272	1,008	79.25%
0036556			
Election Day	1,821	53	2.91%
Vote by Mail	1,821	1,344	73.81%
Canvass	1,821	4	0.22%
Total	1,821	1,401	76.94%
0036602			
Election Day	1,405	65	4.63%
Vote by Mail	1,405	1,044	74.31%
Canvass	1,405	2	0.14%
Total	1,405	1,111	79.07%
0036637			
Election Day	1,720	56	3.26%
Vote by Mail	1,720	1,314	76.40%
Canvass	1,720	3	0.17%
Total	1,720	1,373	79.83%
0036712			
Election Day	1,950	52	2.67%
Vote by Mail	1,950	1,413	72.46%
Canvass	1,950	5	0.26%
Total	1,950	1,470	75.38%

Precinct	Registered Voters	Voters Cast	% Turnout
0036844			
Election Day	1,752	61	3.48%
Vote by Mail	1,752	1,116	63.70%
Canvass	1,752	15	0.86%
Total	1,752	1,192	68.04%
0036895			
Election Day	1,764	45	2.55%
Vote by Mail	1,764	1,272	72.11%
Canvass	1,764	3	0.17%
Total	1,764	1,320	74.83%
0036962			
Election Day	1,456	41	2.82%
Vote by Mail	1,456	1,071	73.56%
Canvass	1,456	7	0.48%
Total	1,456	1,119	76.85%
0037138			
Election Day	1,373	44	3.20%
Vote by Mail	1,373	922	67.15%
Canvass	1,373	4	0.29%
Total	1,373	970	70.65%
0037241			
Election Day	1,667	42	2.52%
Vote by Mail	1,667	1,133	67.97%
Canvass	1,667	7	0.42%
Total	1,667	1,182	70.91%
0037296			
Election Day	1,650	25	1.52%
Vote by Mail	1,650	1,200	72.73%
Canvass	1,650	8	0.48%
Total	1,650	1,233	74.73%
0037443			
Election Day	1,355	65	4.80%
Vote by Mail	1,355	999	73.73%
Canvass	1,355	8	0.59%
Total	1,355	1,072	79.11%

Precinct	Registered Voters	Voters Cast	% Turnout
0038113			
Election Day	1,830	34	1.86%
Vote by Mail	1,830	1,402	76.61%
Canvass	1,830	8	0.44%
Total	1,830	1,444	78.91%
0039027			
Election Day	1,442	58	4.02%
Vote by Mail	1,442	960	66.57%
Canvass	1,442	4	0.28%
Total	1,442	1,022	70.87%
0039226			
Election Day	1,545	44	2.85%
Vote by Mail	1,545	1,160	75.08%
Canvass	1,545	4	0.26%
Total	1,545	1,208	78.19%
0039297			
Election Day	1,081	35	3.24%
Vote by Mail	1,081	639	59.11%
Canvass	1,081	5	0.46%
Total	1,081	679	62.81%
0039423			
Election Day	1,628	36	2.21%
Vote by Mail	1,628	1,172	71.99%
Canvass	1,628	4	0.25%
Total	1,628	1,212	74.45%
0039536			
Election Day	1,531	44	2.87%
Vote by Mail	1,531	1,058	69.11%
Canvass	1,531	2	0.13%
Total	1,531	1,104	72.11%
0039582			
Election Day	1,518	47	3.10%
Vote by Mail	1,518	1,113	73.32%
Canvass	1,518	3	0.20%
Total	1,518	1,163	76.61%

Precinct	Registered Voters	Voters Cast	% Turnout
0039779			
Election Day	1,585	72	4.54%
Vote by Mail	1,585	1,015	64.04%
Canvass	1,585	8	0.50%
Total	1,585	1,095	69.09%
0039967			
Election Day	1,385	51	3.68%
Vote by Mail	1,385	906	65.42%
Canvass	1,385	4	0.29%
Total	1,385	961	69.39%
0041017			
Election Day	1,513	35	2.31%
Vote by Mail	1,513	896	59.22%
Canvass	1,513	11	0.73%
Total	1,513	942	62.26%
0041028			
Election Day	666	8	1.20%
Vote by Mail	666	152	22.82%
Canvass	666	2	0.30%
Total	666	162	24.32%
0041216			
Election Day	1,545	30	1.94%
Vote by Mail	1,545	881	57.02%
Canvass	1,545	14	0.91%
Total	1,545	925	59.87%
0041240			
Election Day	1,581	31	1.96%
Vote by Mail	1,581	998	63.12%
Canvass	1,581	14	0.89%
Total	1,581	1,043	65.97%
0041366			
Election Day	1,590	35	2.20%
Vote by Mail	1,590	868	54.59%
Canvass	1,590	19	1.19%
Total	1,590	922	57.99%

Precinct	Registered Voters	Voters Cast	% Turnout
0041431			
Election Day	1,918	48	2.50%
Vote by Mail	1,918	1,229	64.08%
Canvass	1,918	21	1.09%
Total	1,918	1,298	67.67%
0041523			
Election Day	1,671	38	2.27%
Vote by Mail	1,671	1,005	60.14%
Canvass	1,671	23	1.38%
Total	1,671	1,066	63.79%
0041661			
Election Day	1,353	36	2.66%
Vote by Mail	1,353	913	67.48%
Canvass	1,353	6	0.44%
Total	1,353	955	70.58%
0041673			
Election Day	1,316	33	2.51%
Vote by Mail	1,316	845	64.21%
Canvass	1,316	14	1.06%
Total	1,316	892	67.78%
0041711			
Election Day	1,843	46	2.50%
Vote by Mail	1,843	1,205	65.38%
Canvass	1,843	10	0.54%
Total	1,843	1,261	68.42%
0041769			
Election Day	1,469	42	2.86%
Vote by Mail	1,469	884	60.18%
Canvass	1,469	19	1.29%
Total	1,469	945	64.33%
0041818			
Election Day	1,456	43	2.95%
Vote by Mail	1,456	845	58.04%
Canvass	1,456	12	0.82%
Total	1,456	900	61.81%

Precinct	Registered Voters	Voters Cast	% Turnout
0041877			
Election Day	1,479	52	3.52%
Vote by Mail	1,479	865	58.49%
Canvass	1,479	10	0.68%
Total	1,479	927	62.68%
0041976			
Election Day	1,751	34	1.94%
Vote by Mail	1,751	1,171	66.88%
Canvass	1,751	17	0.97%
Total	1,751	1,222	69.79%
0042016			
Election Day	1,386	13	0.94%
Vote by Mail	1,386	1,124	81.10%
Canvass	1,386	3	0.22%
Total	1,386	1,140	82.25%
0042258			
Election Day	1,739	34	1.96%
Vote by Mail	1,739	1,433	82.40%
Canvass	1,739	6	0.35%
Total	1,739	1,473	84.70%
0042312			
Election Day	1,462	18	1.23%
Vote by Mail	1,462	1,206	82.49%
Canvass	1,462	4	0.27%
Total	1,462	1,228	83.99%
0042351			
Election Day	1,423	19	1.34%
Vote by Mail	1,423	1,156	81.24%
Canvass	1,423	6	0.42%
Total	1,423	1,181	82.99%
0042389			
Election Day	1,412	19	1.35%
Vote by Mail	1,412	1,143	80.95%
Canvass	1,412	3	0.21%
Total	1,412	1,165	82.51%

Precinct	Registered Voters	Voters Cast	% Turnout
0042434			
Election Day	1,648	38	2.31%
Vote by Mail	1,648	1,217	73.85%
Canvass	1,648	7	0.42%
Total	1,648	1,262	76.58%
0042481			
Election Day	1,586	21	1.32%
Vote by Mail	1,586	1,246	78.56%
Canvass	1,586	6	0.38%
Total	1,586	1,273	80.26%
0042509			
Election Day	1,530	23	1.50%
Vote by Mail	1,530	1,232	80.52%
Canvass	1,530	0	0.00%
Total	1,530	1,255	82.03%
0042636			
Election Day	1,309	17	1.30%
Vote by Mail	1,309	1,037	79.22%
Canvass	1,309	1	0.08%
Total	1,309	1,055	80.60%
0042707			
Election Day	1,322	30	2.27%
Vote by Mail	1,322	716	54.16%
Canvass	1,322	47	3.56%
Total	1,322	793	59.98%
0042854			
Election Day	1,733	31	1.79%
Vote by Mail	1,733	1,154	66.59%
Canvass	1,733	14	0.81%
Total	1,733	1,199	69.19%
0042911			
Election Day	1,415	29	2.05%
Vote by Mail	1,415	1,073	75.83%
Canvass	1,415	3	0.21%
Total	1,415	1,105	78.09%

Precinct	Registered Voters	Voters Cast	% Turnout
0042960			
Election Day	1,842	29	1.57%
Vote by Mail	1,842	1,306	70.90%
Canvass	1,842	5	0.27%
Total	1,842	1,340	72.75%
0043033			
Election Day	0	0	N/A
Vote by Mail	0	0	N/A
Canvass	0	0	N/A
Total	0	0	N/A
0043148			
Election Day	1,479	30	2.03%
Vote by Mail	1,479	1,186	80.19%
Canvass	1,479	10	0.68%
Total	1,479	1,226	82.89%
0043242			
Election Day	1,277	20	1.57%
Vote by Mail	1,277	1,063	83.24%
Canvass	1,277	4	0.31%
Total	1,277	1,087	85.12%
0043377			
Election Day	1,354	33	2.44%
Vote by Mail	1,354	524	38.70%
Canvass	1,354	66	4.87%
Total	1,354	623	46.01%
0043400			
Election Day	1,716	34	1.98%
Vote by Mail	1,716	1,224	71.33%
Canvass	1,716	9	0.52%
Total	1,716	1,267	73.83%
0043439			
Election Day	1,743	20	1.15%
Vote by Mail	1,743	1,385	79.46%
Canvass	1,743	18	1.03%
Total	1,743	1,423	81.64%

Precinct	Registered Voters	Voters Cast	% Turnout
0043691			
Election Day	1,756	41	2.33%
Vote by Mail	1,756	1,271	72.38%
Canvass	1,756	8	0.46%
Total	1,756	1,320	75.17%
0043738			
Election Day	1,223	30	2.45%
Vote by Mail	1,223	687	56.17%
Canvass	1,223	7	0.57%
Total	1,223	724	59.20%
0043845			
Election Day	1,333	38	2.85%
Vote by Mail	1,333	882	66.17%
Canvass	1,333	10	0.75%
Total	1,333	930	69.77%
0043915			
Election Day	1,698	14	0.82%
Vote by Mail	1,698	927	54.59%
Canvass	1,698	17	1.00%
Total	1,698	958	56.42%
0044013			
Election Day	1,632	23	1.41%
Vote by Mail	1,632	886	54.29%
Canvass	1,632	7	0.43%
Total	1,632	916	56.13%
0044022			
Election Day	1,639	33	2.01%
Vote by Mail	1,639	1,335	81.45%
Canvass	1,639	5	0.31%
Total	1,639	1,373	83.77%
0044167			
Election Day	1,348	16	1.19%
Vote by Mail	1,348	1,099	81.53%
Canvass	1,348	2	0.15%
Total	1,348	1,117	82.86%

Precinct	Registered Voters	Voters Cast	% Turnout
0044209			
Election Day	1,387	37	2.67%
Vote by Mail	1,387	870	62.73%
Canvass	1,387	9	0.65%
Total	1,387	916	66.04%
0044255			
Election Day	1,432	32	2.23%
Vote by Mail	1,432	1,162	81.15%
Canvass	1,432	7	0.49%
Total	1,432	1,201	83.87%
0044337			
Election Day	1,651	38	2.30%
Vote by Mail	1,651	1,365	82.68%
Canvass	1,651	6	0.36%
Total	1,651	1,409	85.34%
0044507			
Election Day	1,338	23	1.72%
Vote by Mail	1,338	973	72.72%
Canvass	1,338	5	0.37%
Total	1,338	1,001	74.81%
0044520			
Election Day	1,594	16	1.00%
Vote by Mail	1,594	1,343	84.25%
Canvass	1,594	1	0.06%
Total	1,594	1,360	85.32%
0044562			
Election Day	1,490	29	1.95%
Vote by Mail	1,490	1,259	84.50%
Canvass	1,490	3	0.20%
Total	1,490	1,291	86.64%
0044601			
Election Day	1,658	26	1.57%
Vote by Mail	1,658	1,208	72.86%
Canvass	1,658	5	0.30%
Total	1,658	1,239	74.73%

Precinct	Registered Voters	Voters Cast	% Turnout
0044650			
Election Day	1,625	16	0.98%
Vote by Mail	1,625	1,316	80.98%
Canvass	1,625	4	0.25%
Total	1,625	1,336	82.22%
0044706			
Election Day	1,674	24	1.43%
Vote by Mail	1,674	1,331	79.51%
Canvass	1,674	2	0.12%
Total	1,674	1,357	81.06%
0044757			
Election Day	1,365	16	1.17%
Vote by Mail	1,365	896	65.64%
Canvass	1,365	10	0.73%
Total	1,365	922	67.55%
0044804			
Election Day	1,744	35	2.01%
Vote by Mail	1,744	1,210	69.38%
Canvass	1,744	14	0.80%
Total	1,744	1,259	72.19%
0044903			
Election Day	1,844	24	1.30%
Vote by Mail	1,844	1,217	66.00%
Canvass	1,844	5	0.27%
Total	1,844	1,246	67.57%
0045015			
Election Day	1,577	48	3.04%
Vote by Mail	1,577	941	59.67%
Canvass	1,577	14	0.89%
Total	1,577	1,003	63.60%
0045029			
Election Day	1,620	40	2.47%
Vote by Mail	1,620	857	52.90%
Canvass	1,620	13	0.80%
Total	1,620	910	56.17%

Precinct	Registered Voters	Voters Cast	% Turnout
0045140			
Election Day	1,780	48	2.70%
Vote by Mail	1,780	871	48.93%
Canvass	1,780	12	0.67%
Total	1,780	931	52.30%
0045241			
Election Day	1,372	14	1.02%
Vote by Mail	1,372	782	57.00%
Canvass	1,372	2	0.15%
Total	1,372	798	58.16%
0045314			
Election Day	1,880	41	2.18%
Vote by Mail	1,880	722	38.40%
Canvass	1,880	14	0.74%
Total	1,880	777	41.33%
0045418			
Election Day	1,571	28	1.78%
Vote by Mail	1,571	668	42.52%
Canvass	1,571	8	0.51%
Total	1,571	704	44.81%
0045427			
Election Day	881	18	2.04%
Vote by Mail	881	340	38.59%
Canvass	881	1	0.11%
Total	881	359	40.75%
0045482			
Election Day	1,920	34	1.77%
Vote by Mail	1,920	1,180	61.46%
Canvass	1,920	7	0.36%
Total	1,920	1,221	63.59%
0045511			
Election Day	637	11	1.73%
Vote by Mail	637	255	40.03%
Canvass	637	0	0.00%
Total	637	266	41.76%

Precinct	Registered Voters	Voters Cast	% Turnout
0045548			
Election Day	1,316	25	1.90%
Vote by Mail	1,316	479	36.40%
Canvass	1,316	5	0.38%
Total	1,316	509	38.68%
0045624			
Election Day	1,601	23	1.44%
Vote by Mail	1,601	672	41.97%
Canvass	1,601	1	0.06%
Total	1,601	696	43.47%
0045670			
Election Day	1,979	16	0.81%
Vote by Mail	1,979	902	45.58%
Canvass	1,979	6	0.30%
Total	1,979	924	46.69%
0045701			
Election Day	1,580	16	1.01%
Vote by Mail	1,580	833	52.72%
Canvass	1,580	8	0.51%
Total	1,580	857	54.24%
0045736			
Election Day	1,261	8	0.63%
Vote by Mail	1,261	497	39.41%
Canvass	1,261	1	0.08%
Total	1,261	506	40.13%
0045774			
Election Day	8	0	0.00%
Vote by Mail	8	5	62.50%
Canvass	8	1	12.50%
Total	8	6	75.00%
0045847			
Election Day	1,174	17	1.45%
Vote by Mail	1,174	494	42.08%
Canvass	1,174	1	0.09%
Total	1,174	512	43.61%

Precinct	Registered Voters	Voters Cast	% Turnout
0045908			
Election Day	1,252	6	0.48%
Vote by Mail	1,252	577	46.09%
Canvass	1,252	3	0.24%
Total	1,252	586	46.81%
0045931			
Election Day	1,460	4	0.27%
Vote by Mail	1,460	652	44.66%
Canvass	1,460	2	0.14%
Total	1,460	658	45.07%
0045997			
Election Day	1,903	14	0.74%
Vote by Mail	1,903	758	39.83%
Canvass	1,903	21	1.10%
Total	1,903	793	41.67%
0046014			
Election Day	1,560	22	1.41%
Vote by Mail	1,560	1,132	72.56%
Canvass	1,560	12	0.77%
Total	1,560	1,166	74.74%
0046098			
Election Day	1,762	29	1.65%
Vote by Mail	1,762	1,264	71.74%
Canvass	1,762	8	0.45%
Total	1,762	1,301	73.84%
0046289			
Election Day	1,700	19	1.12%
Vote by Mail	1,700	1,009	59.35%
Canvass	1,700	5	0.29%
Total	1,700	1,033	60.76%
0046307			
Election Day	1,477	20	1.35%
Vote by Mail	1,477	1,058	71.63%
Canvass	1,477	7	0.47%
Total	1,477	1,085	73.46%

Precinct	Registered Voters	Voters Cast	% Turnout
0046445			
Election Day	1,862	26	1.40%
Vote by Mail	1,862	1,071	57.52%
Canvass	1,862	4	0.21%
Total	1,862	1,101	59.13%
0046618			
Election Day	1,991	14	0.70%
Vote by Mail	1,991	801	40.23%
Canvass	1,991	5	0.25%
Total	1,991	820	41.19%
0046682			
Election Day	1,776	17	0.96%
Vote by Mail	1,776	757	42.62%
Canvass	1,776	4	0.23%
Total	1,776	778	43.81%
0046727			
Election Day	1,467	12	0.82%
Vote by Mail	1,467	629	42.88%
Canvass	1,467	1	0.07%
Total	1,467	642	43.76%
0046828			
Election Day	1,810	17	0.94%
Vote by Mail	1,810	817	45.14%
Canvass	1,810	3	0.17%
Total	1,810	837	46.24%
0047018			
Election Day	1,381	21	1.52%
Vote by Mail	1,381	847	61.33%
Canvass	1,381	6	0.43%
Total	1,381	874	63.29%
0047051			
Election Day	1,653	22	1.33%
Vote by Mail	1,653	1,156	69.93%
Canvass	1,653	11	0.67%
Total	1,653	1,189	71.93%

Precinct	Registered Voters	Voters Cast	% Turnout
0047116			
Election Day	1,645	22	1.34%
Vote by Mail	1,645	1,285	78.12%
Canvass	1,645	8	0.49%
Total	1,645	1,315	79.94%
0047154			
Election Day	1,506	36	2.39%
Vote by Mail	1,506	1,075	71.38%
Canvass	1,506	2	0.13%
Total	1,506	1,113	73.90%
0047187			
Election Day	1,715	47	2.74%
Vote by Mail	1,715	1,225	71.43%
Canvass	1,715	5	0.29%
Total	1,715	1,277	74.46%
0047199			
Election Day	1,340	26	1.94%
Vote by Mail	1,340	884	65.97%
Canvass	1,340	5	0.37%
Total	1,340	915	68.28%
0047249			
Election Day	1,555	36	2.32%
Vote by Mail	1,555	1,129	72.60%
Canvass	1,555	4	0.26%
Total	1,555	1,169	75.18%
0047348			
Election Day	1,449	24	1.66%
Vote by Mail	1,449	1,070	73.84%
Canvass	1,449	4	0.28%
Total	1,449	1,098	75.78%
0047370			
Election Day	1,735	35	2.02%
Vote by Mail	1,735	1,281	73.83%
Canvass	1,735	3	0.17%
Total	1,735	1,319	76.02%

Precinct	Registered Voters	Voters Cast	% Turnout
0047411			
Election Day	1,525	39	2.56%
Vote by Mail	1,525	1,116	73.18%
Canvass	1,525	5	0.33%
Total	1,525	1,160	76.07%
0047515			
Election Day	1,664	19	1.14%
Vote by Mail	1,664	1,175	70.61%
Canvass	1,664	5	0.30%
Total	1,664	1,199	72.06%
0047530			
Election Day	1,519	33	2.17%
Vote by Mail	1,519	896	58.99%
Canvass	1,519	5	0.33%
Total	1,519	934	61.49%
0047563			
Election Day	1,649	24	1.46%
Vote by Mail	1,649	1,113	67.50%
Canvass	1,649	1	0.06%
Total	1,649	1,138	69.01%
0047619			
Election Day	1,544	35	2.27%
Vote by Mail	1,544	1,093	70.79%
Canvass	1,544	5	0.32%
Total	1,544	1,133	73.38%
0047628			
Election Day	1,177	18	1.53%
Vote by Mail	1,177	838	71.20%
Canvass	1,177	3	0.25%
Total	1,177	859	72.98%
0047724			
Election Day	1,465	29	1.98%
Vote by Mail	1,465	1,117	76.25%
Canvass	1,465	6	0.41%
Total	1,465	1,152	78.63%

Precinct	Registered Voters	Voters Cast	% Turnout
0047760			
Election Day	1,476	21	1.42%
Vote by Mail	1,476	1,140	77.24%
Canvass	1,476	2	0.14%
Total	1,476	1,163	78.79%
0047833			
Election Day	1,486	39	2.62%
Vote by Mail	1,486	1,082	72.81%
Canvass	1,486	3	0.20%
Total	1,486	1,124	75.64%
0047868			
Election Day	1,371	19	1.39%
Vote by Mail	1,371	1,065	77.68%
Canvass	1,371	2	0.15%
Total	1,371	1,086	79.21%
0047921			
Election Day	1,809	27	1.49%
Vote by Mail	1,809	1,251	69.15%
Canvass	1,809	7	0.39%
Total	1,809	1,285	71.03%
0048115			
Election Day	1,710	30	1.75%
Vote by Mail	1,710	934	54.62%
Canvass	1,710	9	0.53%
Total	1,710	973	56.90%
0048122			
Election Day	1,909	38	1.99%
Vote by Mail	1,909	1,047	54.85%
Canvass	1,909	8	0.42%
Total	1,909	1,093	57.26%
0048243			
Election Day	1,854	35	1.89%
Vote by Mail	1,854	805	43.42%
Canvass	1,854	9	0.49%
Total	1,854	849	45.79%

Precinct	Registered Voters	Voters Cast	% Turnout
0048305			
Election Day	1,454	20	1.38%
Vote by Mail	1,454	775	53.30%
Canvass	1,454	2	0.14%
Total	1,454	797	54.81%
0048320			
Election Day	1,261	20	1.59%
Vote by Mail	1,261	605	47.98%
Canvass	1,261	3	0.24%
Total	1,261	628	49.80%
0048396			
Election Day	1,723	13	0.75%
Vote by Mail	1,723	848	49.22%
Canvass	1,723	6	0.35%
Total	1,723	867	50.32%
0048447			
Election Day	1,606	17	1.06%
Vote by Mail	1,606	687	42.78%
Canvass	1,606	5	0.31%
Total	1,606	709	44.15%
0048475			
Election Day	1,570	21	1.34%
Vote by Mail	1,570	629	40.06%
Canvass	1,570	3	0.19%
Total	1,570	653	41.59%
0048524			
Election Day	1,312	22	1.68%
Vote by Mail	1,312	541	41.23%
Canvass	1,312	7	0.53%
Total	1,312	570	43.45%
0048579			
Election Day	1,634	14	0.86%
Vote by Mail	1,634	597	36.54%
Canvass	1,634	5	0.31%
Total	1,634	616	37.70%

Precinct	Registered Voters	Voters Cast	% Turnout
0048602			
Election Day	1,359	9	0.66%
Vote by Mail	1,359	559	41.13%
Canvass	1,359	3	0.22%
Total	1,359	571	42.02%
0048637			
Election Day	1,460	25	1.71%
Vote by Mail	1,460	585	40.07%
Canvass	1,460	6	0.41%
Total	1,460	616	42.19%
0048689			
Election Day	0	0	N/A
Vote by Mail	0	0	N/A
Canvass	0	0	N/A
Total	0	0	N/A
0048703			
Election Day	1,707	21	1.23%
Vote by Mail	1,707	683	40.01%
Canvass	1,707	4	0.23%
Total	1,707	708	41.48%
0048728			
Election Day	1,437	20	1.39%
Vote by Mail	1,437	682	47.46%
Canvass	1,437	2	0.14%
Total	1,437	704	48.99%
0048906			
Election Day	1,943	44	2.26%
Vote by Mail	1,943	889	45.75%
Canvass	1,943	2	0.10%
Total	1,943	935	48.12%
0048930			
Election Day	1,429	19	1.33%
Vote by Mail	1,429	715	50.03%
Canvass	1,429	6	0.42%
Total	1,429	740	51.78%

Precinct	Registered Voters	Voters Cast	% Turnout
0049006			
Election Day	1,277	25	1.96%
Vote by Mail	1,277	674	52.78%
Canvass	1,277	3	0.23%
Total	1,277	702	54.97%
0049052			
Election Day	1,302	22	1.69%
Vote by Mail	1,302	648	49.77%
Canvass	1,302	5	0.38%
Total	1,302	675	51.84%
0049162			
Election Day	1,416	17	1.20%
Vote by Mail	1,416	644	45.48%
Canvass	1,416	1	0.07%
Total	1,416	662	46.75%
0049208			
Election Day	1,595	20	1.25%
Vote by Mail	1,595	698	43.76%
Canvass	1,595	5	0.31%
Total	1,595	723	45.33%
0049250			
Election Day	1,682	21	1.25%
Vote by Mail	1,682	749	44.53%
Canvass	1,682	1	0.06%
Total	1,682	771	45.84%
0049263			
Election Day	1,717	39	2.27%
Vote by Mail	1,717	886	51.60%
Canvass	1,717	6	0.35%
Total	1,717	931	54.22%
0049304			
Election Day	1,683	35	2.08%
Vote by Mail	1,683	781	46.41%
Canvass	1,683	8	0.48%
Total	1,683	824	48.96%

Precinct	Registered Voters	Voters Cast	% Turnout
0049373			
Election Day	1,349	15	1.11%
Vote by Mail	1,349	705	52.26%
Canvass	1,349	5	0.37%
Total	1,349	725	53.74%
0049413			
Election Day	1,526	20	1.31%
Vote by Mail	1,526	609	39.91%
Canvass	1,526	2	0.13%
Total	1,526	631	41.35%
0049457			
Election Day	1,486	30	2.02%
Vote by Mail	1,486	590	39.70%
Canvass	1,486	5	0.34%
Total	1,486	625	42.06%
0049472			
Election Day	1,457	27	1.85%
Vote by Mail	1,457	748	51.34%
Canvass	1,457	4	0.27%
Total	1,457	779	53.47%
0049503			
Election Day	1,876	31	1.65%
Vote by Mail	1,876	859	45.79%
Canvass	1,876	10	0.53%
Total	1,876	900	47.97%
0049596			
Election Day	1,602	33	2.06%
Vote by Mail	1,602	819	51.12%
Canvass	1,602	7	0.44%
Total	1,602	859	53.62%
0049610			
Election Day	1,602	50	3.12%
Vote by Mail	1,602	743	46.38%
Canvass	1,602	6	0.37%
Total	1,602	799	49.88%

Precinct	Registered Voters	Voters Cast	% Turnout
0049629			
Election Day	1,623	33	2.03%
Vote by Mail	1,623	661	40.73%
Canvass	1,623	1	0.06%
Total	1,623	695	42.82%
0049732			
Election Day	1,534	19	1.24%
Vote by Mail	1,534	848	55.28%
Canvass	1,534	9	0.59%
Total	1,534	876	57.11%
0049740			
Election Day	1,760	39	2.22%
Vote by Mail	1,760	886	50.34%
Canvass	1,760	6	0.34%
Total	1,760	931	52.90%
0049802			
Election Day	1,434	25	1.74%
Vote by Mail	1,434	710	49.51%
Canvass	1,434	7	0.49%
Total	1,434	742	51.74%
0049834			
Election Day	1,540	29	1.88%
Vote by Mail	1,540	686	44.55%
Canvass	1,540	11	0.71%
Total	1,540	726	47.14%
0049959			
Election Day	1,539	31	2.01%
Vote by Mail	1,539	737	47.89%
Canvass	1,539	4	0.26%
Total	1,539	772	50.16%
0049981			
Election Day	0	0	N/A
Vote by Mail	0	0	N/A
Canvass	0	0	N/A
Total	0	0	N/A

Precinct	Registered Voters	Voters Cast	% Turnout
0051127			
Election Day	1,423	47	3.30%
Vote by Mail	1,423	849	59.66%
Canvass	1,423	9	0.63%
Total	1,423	905	63.60%
0051180			
Election Day	1,694	56	3.31%
Vote by Mail	1,694	894	52.77%
Canvass	1,694	7	0.41%
Total	1,694	957	56.49%
0051317			
Election Day	1,351	52	3.85%
Vote by Mail	1,351	898	66.47%
Canvass	1,351	7	0.52%
Total	1,351	957	70.84%
0051438			
Election Day	1,607	33	2.05%
Vote by Mail	1,607	1,192	74.18%
Canvass	1,607	2	0.12%
Total	1,607	1,227	76.35%
0051565			
Election Day	1,892	53	2.80%
Vote by Mail	1,892	976	51.59%
Canvass	1,892	6	0.32%
Total	1,892	1,035	54.70%
0051646			
Election Day	1,575	52	3.30%
Vote by Mail	1,575	882	56.00%
Canvass	1,575	8	0.51%
Total	1,575	942	59.81%
0051753			
Election Day	1,767	59	3.34%
Vote by Mail	1,767	1,163	65.82%
Canvass	1,767	4	0.23%
Total	1,767	1,226	69.38%

Precinct	Registered Voters	Voters Cast	% Turnout
0051794			
Election Day	1,579	46	2.91%
Vote by Mail	1,579	1,084	68.65%
Canvass	1,579	5	0.32%
Total	1,579	1,135	71.88%
0051844			
Election Day	1,560	49	3.14%
Vote by Mail	1,560	1,028	65.90%
Canvass	1,560	11	0.71%
Total	1,560	1,088	69.74%
0051988			
Election Day	1,519	48	3.16%
Vote by Mail	1,519	895	58.92%
Canvass	1,519	2	0.13%
Total	1,519	945	62.21%
0052104			
Election Day	1,490	37	2.48%
Vote by Mail	1,490	1,002	67.25%
Canvass	1,490	5	0.34%
Total	1,490	1,044	70.07%
0052218			
Election Day	1,690	34	2.01%
Vote by Mail	1,690	1,052	62.25%
Canvass	1,690	7	0.41%
Total	1,690	1,093	64.67%
0052342			
Election Day	1,394	31	2.22%
Vote by Mail	1,394	680	48.78%
Canvass	1,394	7	0.50%
Total	1,394	718	51.51%
0052492			
Election Day	1,826	37	2.03%
Vote by Mail	1,826	1,053	57.67%
Canvass	1,826	4	0.22%
Total	1,826	1,094	59.91%

Precinct	Registered Voters	Voters Cast	% Turnout
0052516			
Election Day	1,878	40	2.13%
Vote by Mail	1,878	919	48.94%
Canvass	1,878	4	0.21%
Total	1,878	963	51.28%
0052627			
Election Day	1,918	58	3.02%
Vote by Mail	1,918	1,148	59.85%
Canvass	1,918	7	0.36%
Total	1,918	1,213	63.24%
0052723			
Election Day	1,719	54	3.14%
Vote by Mail	1,719	994	57.82%
Canvass	1,719	6	0.35%
Total	1,719	1,054	61.31%
0052737			
Election Day	1,881	47	2.50%
Vote by Mail	1,881	983	52.26%
Canvass	1,881	7	0.37%
Total	1,881	1,037	55.13%
0052868			
Election Day	1,564	23	1.47%
Vote by Mail	1,564	854	54.60%
Canvass	1,564	7	0.45%
Total	1,564	884	56.52%
0052957			
Election Day	1,605	38	2.37%
Vote by Mail	1,605	1,003	62.49%
Canvass	1,605	4	0.25%
Total	1,605	1,045	65.11%
0053014			
Election Day	1,495	46	3.08%
Vote by Mail	1,495	978	65.42%
Canvass	1,495	3	0.20%
Total	1,495	1,027	68.70%

Precinct	Registered Voters	Voters Cast	% Turnout
0053067			
Election Day	1,393	21	1.51%
Vote by Mail	1,393	813	58.36%
Canvass	1,393	7	0.50%
Total	1,393	841	60.37%
0053137			
Election Day	1,633	57	3.49%
Vote by Mail	1,633	1,159	70.97%
Canvass	1,633	2	0.12%
Total	1,633	1,218	74.59%
0053261			
Election Day	1,716	43	2.51%
Vote by Mail	1,716	963	56.12%
Canvass	1,716	6	0.35%
Total	1,716	1,012	58.97%
0053293			
Election Day	1,660	42	2.53%
Vote by Mail	1,660	1,019	61.39%
Canvass	1,660	4	0.24%
Total	1,660	1,065	64.16%
0053391			
Election Day	1,456	44	3.02%
Vote by Mail	1,456	869	59.68%
Canvass	1,456	1	0.07%
Total	1,456	914	62.77%
0053404			
Election Day	1,575	54	3.43%
Vote by Mail	1,575	888	56.38%
Canvass	1,575	5	0.32%
Total	1,575	947	60.13%
0053526			
Election Day	1,455	29	1.99%
Vote by Mail	1,455	719	49.42%
Canvass	1,455	6	0.41%
Total	1,455	754	51.82%

Precinct	Registered Voters	Voters Cast	% Turnout
0053594			
Election Day	1,559	32	2.05%
Vote by Mail	1,559	813	52.15%
Canvass	1,559	12	0.77%
Total	1,559	857	54.97%
0053610			
Election Day	1,418	30	2.12%
Vote by Mail	1,418	613	43.23%
Canvass	1,418	7	0.49%
Total	1,418	650	45.84%
0053657			
Election Day	1,249	31	2.48%
Vote by Mail	1,249	528	42.27%
Canvass	1,249	3	0.24%
Total	1,249	562	45.00%
0053903			
Election Day	1,456	36	2.47%
Vote by Mail	1,456	929	63.80%
Canvass	1,456	6	0.41%
Total	1,456	971	66.69%
0053932			
Election Day	1,925	67	3.48%
Vote by Mail	1,925	1,207	62.70%
Canvass	1,925	4	0.21%
Total	1,925	1,278	66.39%
0054279			
Election Day	36	0	0.00%
Vote by Mail	36	19	52.78%
Canvass	36	0	0.00%
Total	36	19	52.78%
0054713			
Election Day	327	8	2.45%
Vote by Mail	327	201	61.47%
Canvass	327	1	0.31%
Total	327	210	64.22%

Precinct	Registered Voters	Voters Cast	% Turnout
0055016			
Election Day	0	0	N/A
Vote by Mail	0	0	N/A
Canvass	0	0	N/A
Total	0	0	N/A
0055203			
Election Day	1,491	50	3.35%
Vote by Mail	1,491	735	49.30%
Canvass	1,491	6	0.40%
Total	1,491	791	53.05%
0055299			
Election Day	1,463	57	3.90%
Vote by Mail	1,463	928	63.43%
Canvass	1,463	6	0.41%
Total	1,463	991	67.74%
0055410			
Election Day	969	26	2.68%
Vote by Mail	969	611	63.05%
Canvass	969	1	0.10%
Total	969	638	65.84%
0056250			
Election Day	1,284	36	2.80%
Vote by Mail	1,284	924	71.96%
Canvass	1,284	4	0.31%
Total	1,284	964	75.08%
0057019			
Election Day	1,913	67	3.50%
Vote by Mail	1,913	831	43.44%
Canvass	1,913	9	0.47%
Total	1,913	907	47.41%
0057157			
Election Day	1,605	53	3.30%
Vote by Mail	1,605	907	56.51%
Canvass	1,605	3	0.19%
Total	1,605	963	60.00%

Precinct	Registered Voters	Voters Cast	% Turnout
0057315			
Election Day	1,906	39	2.05%
Vote by Mail	1,906	819	42.97%
Canvass	1,906	6	0.31%
Total	1,906	864	45.33%
0057402			
Election Day	1,562	30	1.92%
Vote by Mail	1,562	692	44.30%
Canvass	1,562	3	0.19%
Total	1,562	725	46.41%
0057509			
Election Day	1,541	35	2.27%
Vote by Mail	1,541	730	47.37%
Canvass	1,541	1	0.06%
Total	1,541	766	49.71%
0057584			
Election Day	1,860	32	1.72%
Vote by Mail	1,860	869	46.72%
Canvass	1,860	2	0.11%
Total	1,860	903	48.55%
0057660			
Election Day	1,492	22	1.47%
Vote by Mail	1,492	846	56.70%
Canvass	1,492	2	0.13%
Total	1,492	870	58.31%
0057761			
Election Day	1,147	24	2.09%
Vote by Mail	1,147	630	54.93%
Canvass	1,147	1	0.09%
Total	1,147	655	57.11%
0057825			
Election Day	1,618	36	2.22%
Vote by Mail	1,618	793	49.01%
Canvass	1,618	5	0.31%
Total	1,618	834	51.55%

Precinct	Registered Voters	Voters Cast	% Turnout
0057862			
Election Day	1,527	27	1.77%
Vote by Mail	1,527	852	55.80%
Canvass	1,527	6	0.39%
Total	1,527	885	57.96%
0057947			
Election Day	1,237	17	1.37%
Vote by Mail	1,237	662	53.52%
Canvass	1,237	0	0.00%
Total	1,237	679	54.89%
0058033			
Election Day	1,624	16	0.99%
Vote by Mail	1,624	1,046	64.41%
Canvass	1,624	7	0.43%
Total	1,624	1,069	65.83%
0058231			
Election Day	1,420	28	1.97%
Vote by Mail	1,420	842	59.30%
Canvass	1,420	6	0.42%
Total	1,420	876	61.69%
0058346			
Election Day	1,681	39	2.32%
Vote by Mail	1,681	985	58.60%
Canvass	1,681	2	0.12%
Total	1,681	1,026	61.04%
0058437			
Election Day	1,829	45	2.46%
Vote by Mail	1,829	1,033	56.48%
Canvass	1,829	9	0.49%
Total	1,829	1,087	59.43%
0058460			
Election Day	1,312	17	1.30%
Vote by Mail	1,312	764	58.23%
Canvass	1,312	4	0.30%
Total	1,312	785	59.83%

Precinct	Registered Voters	Voters Cast	% Turnout
0058782			
Election Day	1,405	24	1.71%
Vote by Mail	1,405	754	53.67%
Canvass	1,405	2	0.14%
Total	1,405	780	55.52%
0058828			
Election Day	1,724	33	1.91%
Vote by Mail	1,724	871	50.52%
Canvass	1,724	6	0.35%
Total	1,724	910	52.78%
0058925			
Election Day	1,280	17	1.33%
Vote by Mail	1,280	695	54.30%
Canvass	1,280	3	0.23%
Total	1,280	715	55.86%
0059352			
Election Day	1,399	34	2.43%
Vote by Mail	1,399	839	59.97%
Canvass	1,399	3	0.21%
Total	1,399	876	62.62%
0059398			
Election Day	1,343	32	2.38%
Vote by Mail	1,343	788	58.67%
Canvass	1,343	0	0.00%
Total	1,343	820	61.06%
0059519			
Election Day	1,321	11	0.83%
Vote by Mail	1,321	881	66.69%
Canvass	1,321	4	0.30%
Total	1,321	896	67.83%
0059677			
Election Day	1,703	23	1.35%
Vote by Mail	1,703	1,264	74.22%
Canvass	1,703	2	0.12%
Total	1,703	1,289	75.69%

Precinct	Registered Voters	Voters Cast	% Turnout
0061020			
Election Day	539	9	1.67%
Vote by Mail	539	382	70.87%
Canvass	539	1	0.19%
Total	539	392	72.73%
0061124			
Election Day	1,325	20	1.51%
Vote by Mail	1,325	1,126	84.98%
Canvass	1,325	3	0.23%
Total	1,325	1,149	86.72%
0061137			
Election Day	1,627	28	1.72%
Vote by Mail	1,627	1,346	82.73%
Canvass	1,627	5	0.31%
Total	1,627	1,379	84.76%
0061198			
Election Day	1,878	26	1.38%
Vote by Mail	1,878	1,309	69.70%
Canvass	1,878	4	0.21%
Total	1,878	1,339	71.30%
0061263			
Election Day	1,675	38	2.27%
Vote by Mail	1,675	1,232	73.55%
Canvass	1,675	0	0.00%
Total	1,675	1,270	75.82%
0061312			
Election Day	11	0	0.00%
Vote by Mail	11	5	45.45%
Canvass	11	1	9.09%
Total	11	6	54.55%
0061411			
Election Day	1,277	30	2.35%
Vote by Mail	1,277	825	64.60%
Canvass	1,277	3	0.23%
Total	1,277	858	67.19%

Precinct	Registered Voters	Voters Cast	% Turnout
0061983			
Election Day	817	22	2.69%
Vote by Mail	817	516	63.16%
Canvass	817	7	0.86%
Total	817	545	66.71%
0062479			
Election Day	2	0	0.00%
Vote by Mail	2	2	100.00%
Canvass	2	0	0.00%
Total	2	2	100.00%
0062755			
Election Day	785	34	4.33%
Vote by Mail	785	575	73.25%
Canvass	785	1	0.13%
Total	785	610	77.71%
0063106			
Election Day	832	27	3.25%
Vote by Mail	832	528	63.46%
Canvass	832	8	0.96%
Total	832	563	67.67%
0063403			
Election Day	0	0	N/A
Vote by Mail	0	0	N/A
Canvass	0	0	N/A
Total	0	0	N/A
0063814			
Election Day	1,480	35	2.36%
Vote by Mail	1,480	1,097	74.12%
Canvass	1,480	4	0.27%
Total	1,480	1,136	76.76%
0064012			
Election Day	1,563	35	2.24%
Vote by Mail	1,563	960	61.42%
Canvass	1,563	9	0.58%
Total	1,563	1,004	64.24%

Precinct	Registered Voters	Voters Cast	% Turnout
0064230			
Election Day	1,372	34	2.48%
Vote by Mail	1,372	834	60.79%
Canvass	1,372	4	0.29%
Total	1,372	872	63.56%
0064286			
Election Day	1,710	37	2.16%
Vote by Mail	1,710	1,121	65.56%
Canvass	1,710	4	0.23%
Total	1,710	1,162	67.95%
0064427			
Election Day	1,427	35	2.45%
Vote by Mail	1,427	891	62.44%
Canvass	1,427	7	0.49%
Total	1,427	933	65.38%
0064541			
Election Day	1,630	40	2.45%
Vote by Mail	1,630	1,099	67.42%
Canvass	1,630	7	0.43%
Total	1,630	1,146	70.31%
0066532			
Election Day	1,758	29	1.65%
Vote by Mail	1,758	1,458	82.94%
Canvass	1,758	1	0.06%
Total	1,758	1,488	84.64%
0066741			
Election Day	1,656	27	1.63%
Vote by Mail	1,656	1,279	77.23%
Canvass	1,656	2	0.12%
Total	1,656	1,308	78.99%
0067723			
Election Day	1,584	126	7.95%
Vote by Mail	1,584	1,126	71.09%
Canvass	1,584	6	0.38%
Total	1,584	1,258	79.42%

Precinct	Registered Voters	Voters Cast	% Turnout
0069964			
Election Day	1,407	55	3.91%
Vote by Mail	1,407	965	68.59%
Canvass	1,407	2	0.14%
Total	1,407	1,022	72.64%
0071126			
Election Day	121	5	4.13%
Vote by Mail	121	79	65.29%
Canvass	121	2	1.65%
Total	121	86	71.07%
0071620			
Election Day	441	7	1.59%
Vote by Mail	441	293	66.44%
Canvass	441	3	0.68%
Total	441	303	68.71%
0071731			
Election Day	57	3	5.26%
Vote by Mail	57	34	59.65%
Canvass	57	0	0.00%
Total	57	37	64.91%
0072023			
Election Day	0	0	N/A
Vote by Mail	0	0	N/A
Canvass	0	0	N/A
Total	0	0	N/A
0072165			
Election Day	2	1	50.00%
Vote by Mail	2	2	100.00%
Canvass	2	0	0.00%
Total	2	3	150.00%
0072268			
Election Day	1,443	44	3.05%
Vote by Mail	1,443	900	62.37%
Canvass	1,443	8	0.55%
Total	1,443	952	65.97%

Precinct	Registered Voters	Voters Cast	% Turnout
0072293			
Election Day	1,937	51	2.63%
Vote by Mail	1,937	1,239	63.96%
Canvass	1,937	3	0.15%
Total	1,937	1,293	66.75%
0072310			
Election Day	1,869	36	1.93%
Vote by Mail	1,869	1,078	57.68%
Canvass	1,869	3	0.16%
Total	1,869	1,117	59.76%
0072532			
Election Day	1,653	25	1.51%
Vote by Mail	1,653	1,179	71.32%
Canvass	1,653	5	0.30%
Total	1,653	1,209	73.14%
0072564			
Election Day	1,529	34	2.22%
Vote by Mail	1,529	1,005	65.73%
Canvass	1,529	4	0.26%
Total	1,529	1,043	68.21%
0072606			
Election Day	1,876	51	2.72%
Vote by Mail	1,876	1,137	60.61%
Canvass	1,876	8	0.43%
Total	1,876	1,196	63.75%
0072640			
Election Day	1,414	47	3.32%
Vote by Mail	1,414	1,085	76.73%
Canvass	1,414	3	0.21%
Total	1,414	1,135	80.27%
0072713			
Election Day	1,647	49	2.98%
Vote by Mail	1,647	1,119	67.94%
Canvass	1,647	4	0.24%
Total	1,647	1,172	71.16%

Precinct	Registered Voters	Voters Cast	% Turnout
0072796			
Election Day	1,516	43	2.84%
Vote by Mail	1,516	887	58.51%
Canvass	1,516	6	0.40%
Total	1,516	936	61.74%
0072804			
Election Day	1,373	48	3.50%
Vote by Mail	1,373	858	62.49%
Canvass	1,373	5	0.36%
Total	1,373	911	66.35%
0072850			
Election Day	1,583	59	3.73%
Vote by Mail	1,583	981	61.97%
Canvass	1,583	4	0.25%
Total	1,583	1,044	65.95%
0073018			
Election Day	1,533	38	2.48%
Vote by Mail	1,533	859	56.03%
Canvass	1,533	5	0.33%
Total	1,533	902	58.84%
0073044			
Election Day	1,850	38	2.05%
Vote by Mail	1,850	1,147	62.00%
Canvass	1,850	1	0.05%
Total	1,850	1,186	64.11%
0073129			
Election Day	1,910	45	2.36%
Vote by Mail	1,910	1,140	59.69%
Canvass	1,910	9	0.47%
Total	1,910	1,194	62.51%
0073171			
Election Day	1,874	47	2.51%
Vote by Mail	1,874	973	51.92%
Canvass	1,874	8	0.43%
Total	1,874	1,028	54.86%

Precinct	Registered Voters	Voters Cast	% Turnout
0073180			
Election Day	1,932	39	2.02%
Vote by Mail	1,932	1,118	57.87%
Canvass	1,932	5	0.26%
Total	1,932	1,162	60.14%
0073235			
Election Day	1,513	26	1.72%
Vote by Mail	1,513	948	62.66%
Canvass	1,513	6	0.40%
Total	1,513	980	64.77%
0073319			
Election Day	1,539	26	1.69%
Vote by Mail	1,539	1,068	69.40%
Canvass	1,539	2	0.13%
Total	1,539	1,096	71.22%
0073321			
Election Day	1,891	44	2.33%
Vote by Mail	1,891	1,339	70.81%
Canvass	1,891	3	0.16%
Total	1,891	1,386	73.29%
0073350			
Election Day	1,570	38	2.42%
Vote by Mail	1,570	1,043	66.43%
Canvass	1,570	6	0.38%
Total	1,570	1,087	69.24%
0073469			
Election Day	1,566	49	3.13%
Vote by Mail	1,566	1,023	65.33%
Canvass	1,566	3	0.19%
Total	1,566	1,075	68.65%
0073516			
Election Day	1,707	38	2.23%
Vote by Mail	1,707	1,102	64.56%
Canvass	1,707	4	0.23%
Total	1,707	1,144	67.02%

Precinct	Registered Voters	Voters Cast	% Turnout
0073567			
Election Day	1,737	44	2.53%
Vote by Mail	1,737	1,008	58.03%
Canvass	1,737	2	0.12%
Total	1,737	1,054	60.68%
0073634			
Election Day	1,422	27	1.90%
Vote by Mail	1,422	858	60.34%
Canvass	1,422	3	0.21%
Total	1,422	888	62.45%
0073656			
Election Day	1,222	21	1.72%
Vote by Mail	1,222	776	63.50%
Canvass	1,222	2	0.16%
Total	1,222	799	65.38%
0073683			
Election Day	1,473	33	2.24%
Vote by Mail	1,473	881	59.81%
Canvass	1,473	4	0.27%
Total	1,473	918	62.32%
0073700			
Election Day	1,483	35	2.36%
Vote by Mail	1,483	872	58.80%
Canvass	1,483	3	0.20%
Total	1,483	910	61.36%
0073752			
Election Day	1,378	29	2.10%
Vote by Mail	1,378	777	56.39%
Canvass	1,378	4	0.29%
Total	1,378	810	58.78%
0073775			
Election Day	1,430	31	2.17%
Vote by Mail	1,430	832	58.18%
Canvass	1,430	2	0.14%
Total	1,430	865	60.49%

Precinct	Registered Voters	Voters Cast	% Turnout
0073817			
Election Day	1,432	26	1.82%
Vote by Mail	1,432	911	63.62%
Canvass	1,432	1	0.07%
Total	1,432	938	65.50%
0073849			
Election Day	1,298	25	1.93%
Vote by Mail	1,298	699	53.85%
Canvass	1,298	3	0.23%
Total	1,298	727	56.01%
0073938			
Election Day	1,521	39	2.56%
Vote by Mail	1,521	865	56.87%
Canvass	1,521	2	0.13%
Total	1,521	906	59.57%
0073946			
Election Day	1,341	36	2.68%
Vote by Mail	1,341	709	52.87%
Canvass	1,341	2	0.15%
Total	1,341	747	55.70%
0074561			
Election Day	76	1	1.32%
Vote by Mail	76	52	68.42%
Canvass	76	1	1.32%
Total	76	54	71.05%
0074802			
Election Day	14	0	0.00%
Vote by Mail	14	10	71.43%
Canvass	14	0	0.00%
Total	14	10	71.43%
0075243			
Election Day	343	7	2.04%
Vote by Mail	343	222	64.72%
Canvass	343	0	0.00%
Total	343	229	66.76%

Precinct	Registered Voters	Voters Cast	% Turnout
0077164			
Election Day	1,004	25	2.49%
Vote by Mail	1,004	623	62.05%
Canvass	1,004	2	0.20%
Total	1,004	650	64.74%
0077380			
Election Day	377	10	2.65%
Vote by Mail	377	230	61.01%
Canvass	377	2	0.53%
Total	377	242	64.19%
0078116			
Election Day	681	31	4.55%
Vote by Mail	681	462	67.84%
Canvass	681	4	0.59%
Total	681	497	72.98%
0078953			
Election Day	357	15	4.20%
Vote by Mail	357	205	57.42%
Canvass	357	5	1.40%
Total	357	225	63.03%
0081237			
Election Day	1,688	34	2.01%
Vote by Mail	1,688	989	58.59%
Canvass	1,688	6	0.36%
Total	1,688	1,029	60.96%
0081274			
Election Day	1,523	43	2.82%
Vote by Mail	1,523	977	64.15%
Canvass	1,523	4	0.26%
Total	1,523	1,024	67.24%
0081320			
Election Day	1,247	33	2.65%
Vote by Mail	1,247	733	58.78%
Canvass	1,247	5	0.40%
Total	1,247	771	61.83%

Precinct	Registered Voters	Voters Cast	% Turnout
0081393			
Election Day	1,647	52	3.16%
Vote by Mail	1,647	1,047	63.57%
Canvass	1,647	3	0.18%
Total	1,647	1,102	66.91%
0081419			
Election Day	1,607	58	3.61%
Vote by Mail	1,607	930	57.87%
Canvass	1,607	2	0.12%
Total	1,607	990	61.61%
0081550			
Election Day	1,773	41	2.31%
Vote by Mail	1,773	1,346	75.92%
Canvass	1,773	5	0.28%
Total	1,773	1,392	78.51%
0081643			
Election Day	1,771	61	3.44%
Vote by Mail	1,771	981	55.39%
Canvass	1,771	6	0.34%
Total	1,771	1,048	59.18%
0081708			
Election Day	1,130	18	1.59%
Vote by Mail	1,130	714	63.19%
Canvass	1,130	6	0.53%
Total	1,130	738	65.31%
0081779			
Election Day	1,447	35	2.42%
Vote by Mail	1,447	830	57.36%
Canvass	1,447	5	0.35%
Total	1,447	870	60.12%
0082009			
Election Day	1,634	14	0.86%
Vote by Mail	1,634	732	44.80%
Canvass	1,634	1	0.06%
Total	1,634	747	45.72%

Precinct	Registered Voters	Voters Cast	% Turnout
0082053			
Election Day	1,628	16	0.98%
Vote by Mail	1,628	850	52.21%
Canvass	1,628	1	0.06%
Total	1,628	867	53.26%
0082102			
Election Day	1,451	17	1.17%
Vote by Mail	1,451	785	54.10%
Canvass	1,451	5	0.34%
Total	1,451	807	55.62%
0082146			
Election Day	1,400	21	1.50%
Vote by Mail	1,400	857	61.21%
Canvass	1,400	4	0.29%
Total	1,400	882	63.00%
0082185			
Election Day	1,715	32	1.87%
Vote by Mail	1,715	941	54.87%
Canvass	1,715	4	0.23%
Total	1,715	977	56.97%
0082255			
Election Day	1,636	20	1.22%
Vote by Mail	1,636	954	58.31%
Canvass	1,636	3	0.18%
Total	1,636	977	59.72%
0082287			
Election Day	1,532	45	2.94%
Vote by Mail	1,532	903	58.94%
Canvass	1,532	5	0.33%
Total	1,532	953	62.21%
0082307			
Election Day	1,261	28	2.22%
Vote by Mail	1,261	800	63.44%
Canvass	1,261	4	0.32%
Total	1,261	832	65.98%

Precinct	Registered Voters	Voters Cast	% Turnout
0082328			
Election Day	1,323	36	2.72%
Vote by Mail	1,323	802	60.62%
Canvass	1,323	5	0.38%
Total	1,323	843	63.72%
0082372			
Election Day	1,369	28	2.05%
Vote by Mail	1,369	1,037	75.75%
Canvass	1,369	2	0.15%
Total	1,369	1,067	77.94%
0082504			
Election Day	1,619	60	3.71%
Vote by Mail	1,619	1,011	62.45%
Canvass	1,619	3	0.19%
Total	1,619	1,074	66.34%
0082568			
Election Day	1,288	34	2.64%
Vote by Mail	1,288	826	64.13%
Canvass	1,288	7	0.54%
Total	1,288	867	67.31%
0082619			
Election Day	1,837	50	2.72%
Vote by Mail	1,837	1,174	63.91%
Canvass	1,837	3	0.16%
Total	1,837	1,227	66.79%
0082633			
Election Day	1,643	36	2.19%
Vote by Mail	1,643	1,211	73.71%
Canvass	1,643	4	0.24%
Total	1,643	1,251	76.14%
0082706			
Election Day	1,458	53	3.64%
Vote by Mail	1,458	929	63.72%
Canvass	1,458	6	0.41%
Total	1,458	988	67.76%

Precinct	Registered Voters	Voters Cast	% Turnout
0082774			
Election Day	1,751	68	3.88%
Vote by Mail	1,751	1,188	67.85%
Canvass	1,751	6	0.34%
Total	1,751	1,262	72.07%
0082835			
Election Day	1,515	65	4.29%
Vote by Mail	1,515	1,045	68.98%
Canvass	1,515	7	0.46%
Total	1,515	1,117	73.73%
0082880			
Election Day	1,517	44	2.90%
Vote by Mail	1,517	934	61.57%
Canvass	1,517	7	0.46%
Total	1,517	985	64.93%
0083003			
Election Day	1,922	38	1.98%
Vote by Mail	1,922	1,266	65.87%
Canvass	1,922	7	0.36%
Total	1,922	1,311	68.21%
0083213			
Election Day	1,774	50	2.82%
Vote by Mail	1,774	1,277	71.98%
Canvass	1,774	5	0.28%
Total	1,774	1,332	75.08%
0083305			
Election Day	1,662	37	2.23%
Vote by Mail	1,662	968	58.24%
Canvass	1,662	5	0.30%
Total	1,662	1,010	60.77%
0083357			
Election Day	1,508	42	2.79%
Vote by Mail	1,508	945	62.67%
Canvass	1,508	7	0.46%
Total	1,508	994	65.92%

Precinct	Registered Voters	Voters Cast	% Turnout
0083452			
Election Day	1,523	35	2.30%
Vote by Mail	1,523	1,012	66.45%
Canvass	1,523	4	0.26%
Total	1,523	1,051	69.01%
0083511			
Election Day	1,473	29	1.97%
Vote by Mail	1,473	894	60.69%
Canvass	1,473	8	0.54%
Total	1,473	931	63.20%
0083544			
Election Day	1,580	32	2.03%
Vote by Mail	1,580	927	58.67%
Canvass	1,580	5	0.32%
Total	1,580	964	61.01%
0083577			
Election Day	1,006	22	2.19%
Vote by Mail	1,006	595	59.15%
Canvass	1,006	3	0.30%
Total	1,006	620	61.63%
0083900			
Election Day	72	2	2.78%
Vote by Mail	72	57	79.17%
Canvass	72	0	0.00%
Total	72	59	81.94%
0084250			
Election Day	192	6	3.13%
Vote by Mail	192	121	63.02%
Canvass	192	1	0.52%
Total	192	128	66.67%
0085145			
Election Day	0	0	N/A
Vote by Mail	0	0	N/A
Canvass	0	0	N/A
Total	0	0	N/A

Precinct	Registered Voters	Voters Cast	% Turnout
0085426			
Election Day	4	0	0.00%
Vote by Mail	4	3	75.00%
Canvass	4	0	0.00%
Total	4	3	75.00%
0085914			
Election Day	0	0	N/A
Vote by Mail	0	0	N/A
Canvass	0	0	N/A
Total	0	0	N/A
0085988			
Election Day	1,250	49	3.92%
Vote by Mail	1,250	887	70.96%
Canvass	1,250	1	0.08%
Total	1,250	937	74.96%
0086376			
Election Day	134	4	2.99%
Vote by Mail	134	77	57.46%
Canvass	134	0	0.00%
Total	134	81	60.45%
0086807			
Election Day	294	7	2.38%
Vote by Mail	294	192	65.31%
Canvass	294	1	0.34%
Total	294	200	68.03%
0087126			
Election Day	18	0	0.00%
Vote by Mail	18	16	88.89%
Canvass	18	0	0.00%
Total	18	16	88.89%
0087704			
Election Day	347	15	4.32%
Vote by Mail	347	247	71.18%
Canvass	347	2	0.58%
Total	347	264	76.08%

Precinct	Registered Voters	Voters Cast	% Turnout
0088515			
Election Day	1,917	86	4.49%
Vote by Mail	1,917	1,201	62.65%
Canvass	1,917	1	0.05%
Total	1,917	1,288	67.19%
0088616			
Election Day	1,185	47	3.97%
Vote by Mail	1,185	671	56.62%
Canvass	1,185	4	0.34%
Total	1,185	722	60.93%
0088679			
Election Day	1,396	55	3.94%
Vote by Mail	1,396	721	51.65%
Canvass	1,396	9	0.64%
Total	1,396	785	56.23%
0088707			
Election Day	1,445	56	3.88%
Vote by Mail	1,445	808	55.92%
Canvass	1,445	4	0.28%
Total	1,445	868	60.07%
0088780			
Election Day	1,823	66	3.62%
Vote by Mail	1,823	1,056	57.93%
Canvass	1,823	7	0.38%
Total	1,823	1,129	61.93%
0088941			
Election Day	49	0	0.00%
Vote by Mail	49	26	53.06%
Canvass	49	0	0.00%
Total	49	26	53.06%
0089113			
Election Day	1,725	62	3.59%
Vote by Mail	1,725	1,068	61.91%
Canvass	1,725	3	0.17%
Total	1,725	1,133	65.68%

Precinct	Registered Voters	Voters Cast	% Turnout
0089238			
Election Day	1,432	56	3.91%
Vote by Mail	1,432	843	58.87%
Canvass	1,432	5	0.35%
Total	1,432	904	63.13%
0089266			
Election Day	1,504	82	5.45%
Vote by Mail	1,504	1,009	67.09%
Canvass	1,504	3	0.20%
Total	1,504	1,094	72.74%
0089347			
Election Day	1,564	50	3.20%
Vote by Mail	1,564	1,023	65.41%
Canvass	1,564	11	0.70%
Total	1,564	1,084	69.31%
0089521			
Election Day	37	0	0.00%
Vote by Mail	37	28	75.68%
Canvass	37	0	0.00%
Total	37	28	75.68%
0089702			
Election Day	111	2	1.80%
Vote by Mail	111	84	75.68%
Canvass	111	0	0.00%
Total	111	86	77.48%
0091534			
Election Day	1,865	106	5.68%
Vote by Mail	1,865	1,305	69.97%
Canvass	1,865	10	0.54%
Total	1,865	1,421	76.19%
0091968			
Election Day	1,611	134	8.32%
Vote by Mail	1,611	1,079	66.98%
Canvass	1,611	8	0.50%
Total	1,611	1,221	75.79%

Precinct	Registered Voters	Voters Cast	% Turnout
0094686			
Election Day	873	51	5.84%
Vote by Mail	873	583	66.78%
Canvass	873	4	0.46%
Total	873	638	73.08%
0097527			
Election Day	318	11	3.46%
Vote by Mail	318	210	66.04%
Canvass	318	3	0.94%
Total	318	224	70.44%
Countywide - Total	873,203	555,883	63.66%
Cumulative			
Cumulative			
Election Day	0	0	N/A
Vote by Mail	0	0	N/A
Canvass	0	0	N/A
Total	0	0	N/A
Cumulative - Total	0	0	N/A
Countywide - Total	873,203	555,883	63.66%
Election Day	873,203	21,622	2.48%
Vote by Mail	873,203	531,013	60.81%
Canvass	873,203	3,248	0.37%

Shall GAVIN NEWSOM be recalled (removed) from the office of Governor? (Vote for 1)

Precinct		Times Cast	Registered Voters	Undervotes	Overvotes
Countywide					
Countywide					
0011267					
	Election Day	29	437	0	0
	Vote by Mail	325	437	2	0
	Canvass	1	437	0	0
	Total	355	437	2	0
0011397					
	Election Day	6	24	0	0
	Vote by Mail	11	24	0	0
	Canvass	0	24	0	0
	Total	17	24	0	0
0011648					
	Election Day	7	12	0	0
	Vote by Mail	0	12	0	0
	Canvass	0	12	0	0
	Total	7	12	0	0
0011974					
	Election Day	31	1,439	0	0
	Vote by Mail	837	1,439	5	0
	Canvass	2	1,439	0	0
	Total	870	1,439	5	0
0012669					
	Election Day	15	1,482	0	0
	Vote by Mail	1,324	1,482	6	0
	Canvass	1	1,482	0	0
	Total	1,340	1,482	6	0

Precinct	YES		NO		Total Votes	
Countywide						
Countywide						
0011267						
	Election Day	19	65.52%	10	34.48%	29
	Vote by Mail	180	55.73%	143	44.27%	323
	Canvass	1	100.00%	0	0.00%	1
	Total	200	56.66%	153	43.34%	353
0011397						
	Election Day	4	66.67%	2	33.33%	6
	Vote by Mail	11	100.00%	0	0.00%	11
	Canvass	0		0		0
	Total	15	88.24%	2	11.76%	17
0011648						
	Election Day	3	42.86%	4	57.14%	7
	Vote by Mail	0		0		0
	Canvass	0		0		0
	Total	3	42.86%	4	57.14%	7
0011974						
	Election Day	22	70.97%	9	29.03%	31
	Vote by Mail	281	33.77%	551	66.23%	832
	Canvass	1	50.00%	1	50.00%	2
	Total	304	35.14%	561	64.86%	865
0012669						
	Election Day	10	66.67%	5	33.33%	15
	Vote by Mail	434	32.93%	884	67.07%	1,318
	Canvass	0	0.00%	1	100.00%	1
	Total	444	33.28%	890	66.72%	1,334

Precinct	Times Cast	Registered Voters	Undervotes	Overvotes
0012681				
Election Day	32	1,267	0	0
Vote by Mail	825	1,267	12	0
Canvass	4	1,267	0	0
Total	861	1,267	12	0
0012702				
Election Day	44	1,699	0	0
Vote by Mail	933	1,699	10	0
Canvass	2	1,699	0	0
Total	979	1,699	10	0
0012733				
Election Day	36	1,421	0	0
Vote by Mail	902	1,421	4	0
Canvass	5	1,421	1	0
Total	943	1,421	5	0
0012765				
Election Day	33	1,391	0	0
Vote by Mail	907	1,391	6	0
Canvass	3	1,391	0	0
Total	943	1,391	6	0
0012786				
Election Day	38	1,785	1	0
Vote by Mail	1,038	1,785	4	0
Canvass	5	1,785	0	0
Total	1,081	1,785	5	0
0012807				
Election Day	38	1,421	0	0
Vote by Mail	802	1,421	3	0
Canvass	4	1,421	0	0
Total	844	1,421	3	0

Precinct	YES	NO	Total Votes
0012681			
Election Day	18 56.25%	14 43.75%	32
Vote by Mail	196 24.11%	617 75.89%	813
Canvass	1 25.00%	3 75.00%	4
Total	215 25.32%	634 74.68%	849
0012702			
Election Day	21 47.73%	23 52.27%	44
Vote by Mail	203 21.99%	720 78.01%	923
Canvass	1 50.00%	1 50.00%	2
Total	225 23.22%	744 76.78%	969
0012733			
Election Day	26 72.22%	10 27.78%	36
Vote by Mail	270 30.07%	628 69.93%	898
Canvass	1 25.00%	3 75.00%	4
Total	297 31.66%	641 68.34%	938
0012765			
Election Day	17 51.52%	16 48.48%	33
Vote by Mail	251 27.86%	650 72.14%	901
Canvass	2 66.67%	1 33.33%	3
Total	270 28.82%	667 71.18%	937
0012786			
Election Day	20 54.05%	17 45.95%	37
Vote by Mail	273 26.40%	761 73.60%	1,034
Canvass	3 60.00%	2 40.00%	5
Total	296 27.51%	780 72.49%	1,076
0012807			
Election Day	26 68.42%	12 31.58%	38
Vote by Mail	223 27.91%	576 72.09%	799
Canvass	0 0.00%	4 100.00%	4
Total	249 29.61%	592 70.39%	841

Precinct	Times Cast	Registered Voters	Undervotes	Overvotes
0012884				
Election Day	30	1,490	0	0
Vote by Mail	873	1,490	6	0
Canvass	4	1,490	0	0
Total	907	1,490	6	0
0012943				
Election Day	0	1	0	0
Vote by Mail	1	1	0	0
Canvass	0	1	0	0
Total	1	1	0	0
0012988				
Election Day	43	1,486	0	0
Vote by Mail	751	1,486	2	0
Canvass	3	1,486	0	0
Total	797	1,486	2	0
0013032				
Election Day	91	1,549	1	0
Vote by Mail	966	1,549	9	0
Canvass	7	1,549	0	0
Total	1,064	1,549	10	0
0013210				
Election Day	90	1,605	0	0
Vote by Mail	899	1,605	10	1
Canvass	12	1,605	0	0
Total	1,001	1,605	10	1
0013239				
Election Day	61	1,632	1	0
Vote by Mail	1,044	1,632	19	0
Canvass	5	1,632	1	0
Total	1,110	1,632	21	0

Precinct	YES	NO	Total Votes
0012884			
Election Day	19 63.33%	11 36.67%	30
Vote by Mail	260 29.99%	607 70.01%	867
Canvass	1 25.00%	3 75.00%	4
Total	280 31.08%	621 68.92%	901
0012943			
Election Day	0	0	0
Vote by Mail	1 100.00%	0 0.00%	1
Canvass	0	0	0
Total	1 100.00%	0 0.00%	1
0012988			
Election Day	29 67.44%	14 32.56%	43
Vote by Mail	258 34.45%	491 65.55%	749
Canvass	2 66.67%	1 33.33%	3
Total	289 36.35%	506 63.65%	795
0013032			
Election Day	83 92.22%	7 7.78%	90
Vote by Mail	641 66.98%	316 33.02%	957
Canvass	5 71.43%	2 28.57%	7
Total	729 69.17%	325 30.83%	1,054
0013210			
Election Day	83 92.22%	7 7.78%	90
Vote by Mail	589 66.33%	299 33.67%	888
Canvass	11 91.67%	1 8.33%	12
Total	683 68.99%	307 31.01%	990
0013239			
Election Day	53 88.33%	7 11.67%	60
Vote by Mail	688 67.12%	337 32.88%	1,025
Canvass	4 100.00%	0 0.00%	4
Total	745 68.41%	344 31.59%	1,089

Precinct	Times Cast	Registered Voters	Undervotes	Overvotes
0013551				
Election Day	48	1,412	1	0
Vote by Mail	799	1,412	5	0
Canvass	8	1,412	0	0
Total	855	1,412	6	0
0013635				
Election Day	94	1,718	0	0
Vote by Mail	1,015	1,718	17	0
Canvass	6	1,718	0	0
Total	1,115	1,718	17	0
0013658				
Election Day	74	1,494	1	0
Vote by Mail	777	1,494	12	0
Canvass	10	1,494	0	0
Total	861	1,494	13	0
0013706				
Election Day	94	1,385	0	0
Vote by Mail	743	1,385	9	0
Canvass	11	1,385	0	0
Total	848	1,385	9	0
0013945				
Election Day	48	989	0	0
Vote by Mail	550	989	9	0
Canvass	5	989	0	0
Total	603	989	9	0
0014314				
Election Day	51	1,591	0	0
Vote by Mail	982	1,591	11	0
Canvass	4	1,591	0	0
Total	1,037	1,591	11	0

Precinct	YES	NO	Total Votes
0013551			
Election Day	38 80.85%	9 19.15%	47
Vote by Mail	459 57.81%	335 42.19%	794
Canvass	8 100.00%	0 0.00%	8
Total	505 59.48%	344 40.52%	849
0013635			
Election Day	81 86.17%	13 13.83%	94
Vote by Mail	629 63.03%	369 36.97%	998
Canvass	2 33.33%	4 66.67%	6
Total	712 64.85%	386 35.15%	1,098
0013658			
Election Day	62 84.93%	11 15.07%	73
Vote by Mail	436 56.99%	329 43.01%	765
Canvass	6 60.00%	4 40.00%	10
Total	504 59.43%	344 40.57%	848
0013706			
Election Day	87 92.55%	7 7.45%	94
Vote by Mail	427 58.17%	307 41.83%	734
Canvass	11 100.00%	0 0.00%	11
Total	525 62.57%	314 37.43%	839
0013945			
Election Day	46 95.83%	2 4.17%	48
Vote by Mail	355 65.62%	186 34.38%	541
Canvass	4 80.00%	1 20.00%	5
Total	405 68.18%	189 31.82%	594
0014314			
Election Day	28 54.90%	23 45.10%	51
Vote by Mail	244 25.13%	727 74.87%	971
Canvass	1 25.00%	3 75.00%	4
Total	273 26.61%	753 73.39%	1,026

Precinct	Times Cast	Registered Voters	Undervotes	Overvotes
0014363				
Election Day	27	1,758	0	0
Vote by Mail	1,324	1,758	7	0
Canvass	5	1,758	0	0
Total	1,356	1,758	7	0
0014564				
Election Day	48	1,565	1	0
Vote by Mail	791	1,565	13	0
Canvass	13	1,565	0	0
Total	852	1,565	14	0
0014570				
Election Day	42	1,612	0	0
Vote by Mail	1,018	1,612	14	0
Canvass	5	1,612	0	0
Total	1,065	1,612	14	0
0014675				
Election Day	37	1,356	0	0
Vote by Mail	775	1,356	7	0
Canvass	8	1,356	0	0
Total	820	1,356	7	0
0014820				
Election Day	38	1,636	0	0
Vote by Mail	973	1,636	7	0
Canvass	6	1,636	0	0
Total	1,017	1,636	7	0
0014837				
Election Day	36	1,729	0	0
Vote by Mail	966	1,729	4	0
Canvass	3	1,729	0	0
Total	1,005	1,729	4	0

Precinct	YES	NO	Total Votes
0014363			
Election Day	17 62.96%	10 37.04%	27
Vote by Mail	414 31.44%	903 68.56%	1,317
Canvass	2 40.00%	3 60.00%	5
Total	433 32.10%	916 67.90%	1,349
0014564			
Election Day	25 53.19%	22 46.81%	47
Vote by Mail	197 25.32%	581 74.68%	778
Canvass	7 53.85%	6 46.15%	13
Total	229 27.33%	609 72.67%	838
0014570			
Election Day	28 66.67%	14 33.33%	42
Vote by Mail	241 24.00%	763 76.00%	1,004
Canvass	1 20.00%	4 80.00%	5
Total	270 25.69%	781 74.31%	1,051
0014675			
Election Day	11 29.73%	26 70.27%	37
Vote by Mail	225 29.30%	543 70.70%	768
Canvass	3 37.50%	5 62.50%	8
Total	239 29.40%	574 70.60%	813
0014820			
Election Day	22 57.89%	16 42.11%	38
Vote by Mail	325 33.64%	641 66.36%	966
Canvass	1 16.67%	5 83.33%	6
Total	348 34.46%	662 65.54%	1,010
0014837			
Election Day	19 52.78%	17 47.22%	36
Vote by Mail	264 27.44%	698 72.56%	962
Canvass	1 33.33%	2 66.67%	3
Total	284 28.37%	717 71.63%	1,001

Precinct	Times Cast	Registered Voters	Undervotes	Overvotes
0014971				
Election Day	30	1,397	0	0
Vote by Mail	758	1,397	4	0
Canvass	2	1,397	0	0
Total	790	1,397	4	0
0015018				
Election Day	40	1,606	0	0
Vote by Mail	906	1,606	15	0
Canvass	8	1,606	0	0
Total	954	1,606	15	0
0015102				
Election Day	48	1,836	1	0
Vote by Mail	1,264	1,836	6	0
Canvass	18	1,836	1	0
Total	1,330	1,836	8	0
0015259				
Election Day	43	1,279	0	0
Vote by Mail	601	1,279	4	0
Canvass	12	1,279	0	0
Total	656	1,279	4	0
0015321				
Election Day	36	1,887	0	0
Vote by Mail	1,199	1,887	9	0
Canvass	7	1,887	0	0
Total	1,242	1,887	9	0
0015368				
Election Day	36	1,629	0	0
Vote by Mail	1,024	1,629	3	0
Canvass	5	1,629	0	0
Total	1,065	1,629	3	0

Precinct	YES	NO	Total Votes
0014971			
Election Day	20 66.67%	10 33.33%	30
Vote by Mail	186 24.67%	568 75.33%	754
Canvass	1 50.00%	1 50.00%	2
Total	207 26.34%	579 73.66%	786
0015018			
Election Day	21 52.50%	19 47.50%	40
Vote by Mail	219 24.58%	672 75.42%	891
Canvass	2 25.00%	6 75.00%	8
Total	242 25.77%	697 74.23%	939
0015102			
Election Day	34 72.34%	13 27.66%	47
Vote by Mail	365 29.01%	893 70.99%	1,258
Canvass	5 29.41%	12 70.59%	17
Total	404 30.56%	918 69.44%	1,322
0015259			
Election Day	17 39.53%	26 60.47%	43
Vote by Mail	127 21.27%	470 78.73%	597
Canvass	5 41.67%	7 58.33%	12
Total	149 22.85%	503 77.15%	652
0015321			
Election Day	24 66.67%	12 33.33%	36
Vote by Mail	318 26.72%	872 73.28%	1,190
Canvass	4 57.14%	3 42.86%	7
Total	346 28.06%	887 71.94%	1,233
0015368			
Election Day	21 58.33%	15 41.67%	36
Vote by Mail	285 27.91%	736 72.09%	1,021
Canvass	0 0.00%	5 100.00%	5
Total	306 28.81%	756 71.19%	1,062

Precinct	Times Cast	Registered Voters	Undervotes	Overvotes
0015530				
Election Day	15	835	0	0
Vote by Mail	351	835	5	0
Canvass	9	835	0	0
Total	375	835	5	0
0015566				
Election Day	40	1,351	0	0
Vote by Mail	699	1,351	4	0
Canvass	4	1,351	0	0
Total	743	1,351	4	0
0015614				
Election Day	0	2	0	0
Vote by Mail	2	2	0	0
Canvass	0	2	0	0
Total	2	2	0	0
0015707				
Election Day	42	1,667	0	0
Vote by Mail	927	1,667	9	0
Canvass	13	1,667	0	0
Total	982	1,667	9	0
0015749				
Election Day	36	1,352	0	0
Vote by Mail	689	1,352	6	0
Canvass	3	1,352	0	0
Total	728	1,352	6	0
0016107				
Election Day	46	1,357	0	0
Vote by Mail	730	1,357	9	0
Canvass	4	1,357	0	0
Total	780	1,357	9	0

Precinct	YES	NO	Total Votes
0015530			
Election Day	5 33.33%	10 66.67%	15
Vote by Mail	74 21.39%	272 78.61%	346
Canvass	6 66.67%	3 33.33%	9
Total	85 22.97%	285 77.03%	370
0015566			
Election Day	18 45.00%	22 55.00%	40
Vote by Mail	143 20.58%	552 79.42%	695
Canvass	2 50.00%	2 50.00%	4
Total	163 22.06%	576 77.94%	739
0015614			
Election Day	0	0	0
Vote by Mail	2 100.00%	0 0.00%	2
Canvass	0	0	0
Total	2 100.00%	0 0.00%	2
0015707			
Election Day	22 52.38%	20 47.62%	42
Vote by Mail	207 22.55%	711 77.45%	918
Canvass	2 15.38%	11 84.62%	13
Total	231 23.74%	742 76.26%	973
0015749			
Election Day	14 38.89%	22 61.11%	36
Vote by Mail	137 20.06%	546 79.94%	683
Canvass	0 0.00%	3 100.00%	3
Total	151 20.91%	571 79.09%	722
0016107			
Election Day	31 67.39%	15 32.61%	46
Vote by Mail	281 38.97%	440 61.03%	721
Canvass	3 75.00%	1 25.00%	4
Total	315 40.86%	456 59.14%	771

Precinct	Times Cast	Registered Voters	Undervotes	Overvotes
0016152				
Election Day	74	1,771	0	0
Vote by Mail	801	1,771	11	0
Canvass	7	1,771	0	0
Total	882	1,771	11	0
0016463				
Election Day	43	1,535	0	0
Vote by Mail	615	1,535	4	0
Canvass	5	1,535	0	0
Total	663	1,535	4	0
0016519				
Election Day	33	1,507	1	0
Vote by Mail	636	1,507	6	0
Canvass	1	1,507	0	0
Total	670	1,507	7	0
0016612				
Election Day	29	1,628	0	0
Vote by Mail	681	1,628	10	0
Canvass	7	1,628	0	0
Total	717	1,628	10	0
0017428				
Election Day	43	1,613	0	0
Vote by Mail	1,087	1,613	7	0
Canvass	6	1,613	0	0
Total	1,136	1,613	7	0
0017512				
Election Day	38	1,430	0	0
Vote by Mail	956	1,430	3	0
Canvass	5	1,430	0	0
Total	999	1,430	3	0

Precinct	YES	NO	Total Votes
0016152			
Election Day	55 74.32%	19 25.68%	74
Vote by Mail	413 52.28%	377 47.72%	790
Canvass	5 71.43%	2 28.57%	7
Total	473 54.31%	398 45.69%	871
0016463			
Election Day	19 44.19%	24 55.81%	43
Vote by Mail	162 26.51%	449 73.49%	611
Canvass	0 0.00%	5 100.00%	5
Total	181 27.47%	478 72.53%	659
0016519			
Election Day	13 40.63%	19 59.38%	32
Vote by Mail	193 30.63%	437 69.37%	630
Canvass	1 100.00%	0 0.00%	1
Total	207 31.22%	456 68.78%	663
0016612			
Election Day	24 82.76%	5 17.24%	29
Vote by Mail	204 30.40%	467 69.60%	671
Canvass	6 85.71%	1 14.29%	7
Total	234 33.10%	473 66.90%	707
0017428			
Election Day	37 86.05%	6 13.95%	43
Vote by Mail	344 31.85%	736 68.15%	1,080
Canvass	2 33.33%	4 66.67%	6
Total	383 33.92%	746 66.08%	1,129
0017512			
Election Day	19 50.00%	19 50.00%	38
Vote by Mail	275 28.86%	678 71.14%	953
Canvass	4 80.00%	1 20.00%	5
Total	298 29.92%	698 70.08%	996

Precinct	Times Cast	Registered Voters	Undervotes	Overvotes
0017630				
Election Day	46	1,603	0	0
Vote by Mail	851	1,603	4	0
Canvass	14	1,603	0	0
Total	911	1,603	4	0
0017794				
Election Day	29	1,785	0	0
Vote by Mail	852	1,785	6	0
Canvass	10	1,785	0	0
Total	891	1,785	6	0
0018012				
Election Day	33	1,367	1	0
Vote by Mail	577	1,367	5	0
Canvass	6	1,367	0	0
Total	616	1,367	6	0
0018119				
Election Day	19	1,388	0	0
Vote by Mail	775	1,388	8	0
Canvass	5	1,388	0	0
Total	799	1,388	8	0
0018175				
Election Day	26	1,338	0	0
Vote by Mail	613	1,338	5	0
Canvass	8	1,338	0	0
Total	647	1,338	5	0
0018194				
Election Day	25	1,396	0	0
Vote by Mail	866	1,396	5	0
Canvass	8	1,396	0	0
Total	899	1,396	5	0

Precinct	YES	NO	Total Votes
0017630			
Election Day	18 39.13%	28 60.87%	46
Vote by Mail	224 26.45%	623 73.55%	847
Canvass	5 35.71%	9 64.29%	14
Total	247 27.23%	660 72.77%	907
0017794			
Election Day	17 58.62%	12 41.38%	29
Vote by Mail	152 17.97%	694 82.03%	846
Canvass	2 20.00%	8 80.00%	10
Total	171 19.32%	714 80.68%	885
0018012			
Election Day	10 31.25%	22 68.75%	32
Vote by Mail	130 22.73%	442 77.27%	572
Canvass	3 50.00%	3 50.00%	6
Total	143 23.44%	467 76.56%	610
0018119			
Election Day	12 63.16%	7 36.84%	19
Vote by Mail	188 24.51%	579 75.49%	767
Canvass	3 60.00%	2 40.00%	5
Total	203 25.66%	588 74.34%	791
0018175			
Election Day	14 53.85%	12 46.15%	26
Vote by Mail	114 18.75%	494 81.25%	608
Canvass	3 37.50%	5 62.50%	8
Total	131 20.40%	511 79.60%	642
0018194			
Election Day	18 72.00%	7 28.00%	25
Vote by Mail	223 25.90%	638 74.10%	861
Canvass	3 37.50%	5 62.50%	8
Total	244 27.29%	650 72.71%	894

Precinct	Times Cast	Registered Voters	Undervotes	Overvotes
0018206				
Election Day	50	1,961	0	0
Vote by Mail	1,118	1,961	2	0
Canvass	14	1,961	0	0
Total	1,182	1,961	2	0
0018351				
Election Day	52	1,609	3	0
Vote by Mail	783	1,609	6	0
Canvass	7	1,609	0	0
Total	842	1,609	9	0
0018501				
Election Day	47	1,857	0	0
Vote by Mail	1,011	1,857	8	0
Canvass	6	1,857	0	0
Total	1,064	1,857	8	0
0018562				
Election Day	54	1,842	1	0
Vote by Mail	847	1,842	9	0
Canvass	6	1,842	0	0
Total	907	1,842	10	0
0018659				
Election Day	36	1,984	0	0
Vote by Mail	1,062	1,984	9	0
Canvass	17	1,984	0	0
Total	1,115	1,984	9	0
0018687				
Election Day	29	1,734	0	0
Vote by Mail	927	1,734	12	0
Canvass	9	1,734	0	0
Total	965	1,734	12	0

Precinct	YES	NO	Total Votes
0018206			
Election Day	29 58.00%	21 42.00%	50
Vote by Mail	256 22.94%	860 77.06%	1,116
Canvass	4 28.57%	10 71.43%	14
Total	289 24.49%	891 75.51%	1,180
0018351			
Election Day	20 40.82%	29 59.18%	49
Vote by Mail	183 23.55%	594 76.45%	777
Canvass	3 42.86%	4 57.14%	7
Total	206 24.73%	627 75.27%	833
0018501			
Election Day	29 61.70%	18 38.30%	47
Vote by Mail	257 25.62%	746 74.38%	1,003
Canvass	1 16.67%	5 83.33%	6
Total	287 27.18%	769 72.82%	1,056
0018562			
Election Day	30 56.60%	23 43.40%	53
Vote by Mail	205 24.46%	633 75.54%	838
Canvass	4 66.67%	2 33.33%	6
Total	239 26.64%	658 73.36%	897
0018659			
Election Day	16 44.44%	20 55.56%	36
Vote by Mail	299 28.40%	754 71.60%	1,053
Canvass	9 52.94%	8 47.06%	17
Total	324 29.29%	782 70.71%	1,106
0018687			
Election Day	19 65.52%	10 34.48%	29
Vote by Mail	217 23.72%	698 76.28%	915
Canvass	3 33.33%	6 66.67%	9
Total	239 25.08%	714 74.92%	953

Precinct	Times Cast	Registered Voters	Undervotes	Overvotes
0018755				
Election Day	25	1,701	0	0
Vote by Mail	735	1,701	14	0
Canvass	4	1,701	0	0
Total	764	1,701	14	0
0019015				
Election Day	16	1,353	1	0
Vote by Mail	501	1,353	10	0
Canvass	2	1,353	0	0
Total	519	1,353	11	0
0019049				
Election Day	22	1,679	0	0
Vote by Mail	643	1,679	7	0
Canvass	1	1,679	0	0
Total	666	1,679	7	0
0019126				
Election Day	28	1,567	0	0
Vote by Mail	636	1,567	7	0
Canvass	4	1,567	0	0
Total	668	1,567	7	0
0019236				
Election Day	50	1,827	1	0
Vote by Mail	673	1,827	7	1
Canvass	4	1,827	1	0
Total	727	1,827	9	1
0019282				
Election Day	52	1,723	1	0
Vote by Mail	769	1,723	13	0
Canvass	4	1,723	0	0
Total	825	1,723	14	0

Precinct	YES		NO		Total Votes
0018755					
Election Day	17	68.00%	8	32.00%	25
Vote by Mail	219	30.37%	502	69.63%	721
Canvass	3	75.00%	1	25.00%	4
Total	239	31.87%	511	68.13%	750
0019015					
Election Day	3	20.00%	12	80.00%	15
Vote by Mail	129	26.27%	362	73.73%	491
Canvass	0	0.00%	2	100.00%	2
Total	132	25.98%	376	74.02%	508
0019049					
Election Day	6	27.27%	16	72.73%	22
Vote by Mail	152	23.90%	484	76.10%	636
Canvass	0	0.00%	1	100.00%	1
Total	158	23.98%	501	76.02%	659
0019126					
Election Day	12	42.86%	16	57.14%	28
Vote by Mail	107	17.01%	522	82.99%	629
Canvass	2	50.00%	2	50.00%	4
Total	121	18.31%	540	81.69%	661
0019236					
Election Day	19	38.78%	30	61.22%	49
Vote by Mail	140	21.05%	525	78.95%	665
Canvass	0	0.00%	3	100.00%	3
Total	159	22.18%	558	77.82%	717
0019282					
Election Day	27	52.94%	24	47.06%	51
Vote by Mail	264	34.92%	492	65.08%	756
Canvass	1	25.00%	3	75.00%	4
Total	292	36.00%	519	64.00%	811

Precinct	Times Cast	Registered Voters	Undervotes	Overvotes
0019319				
Election Day	39	1,693	0	0
Vote by Mail	646	1,693	7	0
Canvass	7	1,693	0	0
Total	692	1,693	7	0
0019354				
Election Day	29	1,467	0	0
Vote by Mail	543	1,467	6	0
Canvass	13	1,467	0	0
Total	585	1,467	6	0
0019403				
Election Day	32	1,537	0	0
Vote by Mail	587	1,537	7	0
Canvass	9	1,537	1	0
Total	628	1,537	8	0
0019427				
Election Day	39	1,768	1	0
Vote by Mail	675	1,768	8	0
Canvass	3	1,768	0	0
Total	717	1,768	9	0
0019577				
Election Day	12	915	0	0
Vote by Mail	390	915	12	0
Canvass	4	915	0	0
Total	406	915	12	0
0019622				
Election Day	38	1,872	1	0
Vote by Mail	1,037	1,872	6	0
Canvass	4	1,872	1	0
Total	1,079	1,872	8	0

Precinct	YES	NO	Total Votes
0019319			
Election Day	23 58.97%	16 41.03%	39
Vote by Mail	144 22.54%	495 77.46%	639
Canvass	4 57.14%	3 42.86%	7
Total	171 24.96%	514 75.04%	685
0019354			
Election Day	12 41.38%	17 58.62%	29
Vote by Mail	168 31.28%	369 68.72%	537
Canvass	8 61.54%	5 38.46%	13
Total	188 32.47%	391 67.53%	579
0019403			
Election Day	17 53.13%	15 46.88%	32
Vote by Mail	155 26.72%	425 73.28%	580
Canvass	4 50.00%	4 50.00%	8
Total	176 28.39%	444 71.61%	620
0019427			
Election Day	18 47.37%	20 52.63%	38
Vote by Mail	199 29.84%	468 70.16%	667
Canvass	2 66.67%	1 33.33%	3
Total	219 30.93%	489 69.07%	708
0019577			
Election Day	6 50.00%	6 50.00%	12
Vote by Mail	124 32.80%	254 67.20%	378
Canvass	4 100.00%	0 0.00%	4
Total	134 34.01%	260 65.99%	394
0019622			
Election Day	19 51.35%	18 48.65%	37
Vote by Mail	280 27.16%	751 72.84%	1,031
Canvass	1 33.33%	2 66.67%	3
Total	300 28.01%	771 71.99%	1,071

Precinct	Times Cast	Registered Voters	Undervotes	Overvotes
0019685				
Election Day	11	774	0	0
Vote by Mail	291	774	1	0
Canvass	12	774	1	0
Total	314	774	2	0
0019839				
Election Day	38	1,285	1	0
Vote by Mail	622	1,285	12	0
Canvass	9	1,285	0	0
Total	669	1,285	13	0
0021009				
Election Day	52	1,157	0	0
Vote by Mail	685	1,157	2	0
Canvass	1	1,157	0	0
Total	738	1,157	2	0
0021013				
Election Day	45	1,777	1	0
Vote by Mail	1,078	1,777	8	0
Canvass	6	1,777	1	0
Total	1,129	1,777	10	0
0021065				
Election Day	60	1,868	0	0
Vote by Mail	866	1,868	15	0
Canvass	5	1,868	0	0
Total	931	1,868	15	0
0021134				
Election Day	53	1,712	1	0
Vote by Mail	1,035	1,712	17	0
Canvass	4	1,712	0	0
Total	1,092	1,712	18	0

Precinct	YES	NO	Total Votes
0019685			
Election Day	3 27.27%	8 72.73%	11
Vote by Mail	59 20.34%	231 79.66%	290
Canvass	5 45.45%	6 54.55%	11
Total	67 21.47%	245 78.53%	312
0019839			
Election Day	28 75.68%	9 24.32%	37
Vote by Mail	209 34.26%	401 65.74%	610
Canvass	5 55.56%	4 44.44%	9
Total	242 36.89%	414 63.11%	656
0021009			
Election Day	46 88.46%	6 11.54%	52
Vote by Mail	361 52.86%	322 47.14%	683
Canvass	0 0.00%	1 100.00%	1
Total	407 55.30%	329 44.70%	736
0021013			
Election Day	32 72.73%	12 27.27%	44
Vote by Mail	527 49.25%	543 50.75%	1,070
Canvass	2 40.00%	3 60.00%	5
Total	561 50.13%	558 49.87%	1,119
0021065			
Election Day	41 68.33%	19 31.67%	60
Vote by Mail	401 47.12%	450 52.88%	851
Canvass	3 60.00%	2 40.00%	5
Total	445 48.58%	471 51.42%	916
0021134			
Election Day	35 67.31%	17 32.69%	52
Vote by Mail	522 51.28%	496 48.72%	1,018
Canvass	3 75.00%	1 25.00%	4
Total	560 52.14%	514 47.86%	1,074

Precinct	Times Cast	Registered Voters	Undervotes	Overvotes
0021159				
Election Day	30	1,488	0	0
Vote by Mail	845	1,488	15	0
Canvass	5	1,488	0	0
Total	880	1,488	15	0
0021166				
Election Day	39	1,551	0	0
Vote by Mail	872	1,551	10	0
Canvass	8	1,551	0	0
Total	919	1,551	10	0
0021203				
Election Day	42	1,284	0	0
Vote by Mail	731	1,284	16	0
Canvass	6	1,284	0	0
Total	779	1,284	16	0
0021231				
Election Day	31	1,345	1	0
Vote by Mail	748	1,345	10	0
Canvass	3	1,345	0	0
Total	782	1,345	11	0
0021362				
Election Day	60	1,378	0	0
Vote by Mail	786	1,378	11	0
Canvass	4	1,378	0	0
Total	850	1,378	11	0
0021489				
Election Day	35	1,629	0	0
Vote by Mail	888	1,629	19	0
Canvass	4	1,629	0	0
Total	927	1,629	19	0

Precinct	YES	NO	Total Votes
0021159			
Election Day	29 96.67%	1 3.33%	30
Vote by Mail	387 46.63%	443 53.37%	830
Canvass	4 80.00%	1 20.00%	5
Total	420 48.55%	445 51.45%	865
0021166			
Election Day	31 79.49%	8 20.51%	39
Vote by Mail	446 51.74%	416 48.26%	862
Canvass	6 75.00%	2 25.00%	8
Total	483 53.14%	426 46.86%	909
0021203			
Election Day	34 80.95%	8 19.05%	42
Vote by Mail	384 53.71%	331 46.29%	715
Canvass	6 100.00%	0 0.00%	6
Total	424 55.57%	339 44.43%	763
0021231			
Election Day	28 93.33%	2 6.67%	30
Vote by Mail	407 55.15%	331 44.85%	738
Canvass	3 100.00%	0 0.00%	3
Total	438 56.81%	333 43.19%	771
0021362			
Election Day	39 65.00%	21 35.00%	60
Vote by Mail	417 53.81%	358 46.19%	775
Canvass	4 100.00%	0 0.00%	4
Total	460 54.83%	379 45.17%	839
0021489			
Election Day	29 82.86%	6 17.14%	35
Vote by Mail	497 57.19%	372 42.81%	869
Canvass	3 75.00%	1 25.00%	4
Total	529 58.26%	379 41.74%	908

Precinct	Times Cast	Registered Voters	Undervotes	Overvotes
0021606				
Election Day	24	1,533	0	0
Vote by Mail	766	1,533	11	0
Canvass	0	1,533	0	0
Total	790	1,533	11	0
0021615				
Election Day	37	1,715	1	0
Vote by Mail	904	1,715	18	0
Canvass	3	1,715	0	0
Total	944	1,715	19	0
0021688				
Election Day	49	1,799	0	0
Vote by Mail	905	1,799	16	0
Canvass	4	1,799	1	0
Total	958	1,799	17	0
0021712				
Election Day	7	89	0	0
Vote by Mail	47	89	0	0
Canvass	0	89	0	0
Total	54	89	0	0
0021725				
Election Day	5	192	0	0
Vote by Mail	90	192	3	0
Canvass	3	192	0	0
Total	98	192	3	0
0021783				
Election Day	8	384	0	0
Vote by Mail	111	384	2	0
Canvass	2	384	0	0
Total	121	384	2	0

Precinct	YES	NO	Total Votes
0021606			
Election Day	18 75.00%	6 25.00%	24
Vote by Mail	397 52.58%	358 47.42%	755
Canvass	0	0	0
Total	415 53.27%	364 46.73%	779
0021615			
Election Day	29 80.56%	7 19.44%	36
Vote by Mail	435 49.10%	451 50.90%	886
Canvass	2 66.67%	1 33.33%	3
Total	466 50.38%	459 49.62%	925
0021688			
Election Day	38 77.55%	11 22.45%	49
Vote by Mail	414 46.57%	475 53.43%	889
Canvass	3 100.00%	0 0.00%	3
Total	455 48.35%	486 51.65%	941
0021712			
Election Day	5 71.43%	2 28.57%	7
Vote by Mail	34 72.34%	13 27.66%	47
Canvass	0	0	0
Total	39 72.22%	15 27.78%	54
0021725			
Election Day	5 100.00%	0 0.00%	5
Vote by Mail	33 37.93%	54 62.07%	87
Canvass	3 100.00%	0 0.00%	3
Total	41 43.16%	54 56.84%	95
0021783			
Election Day	7 87.50%	1 12.50%	8
Vote by Mail	29 26.61%	80 73.39%	109
Canvass	1 50.00%	1 50.00%	2
Total	37 31.09%	82 68.91%	119

Precinct	Times Cast	Registered Voters	Undervotes	Overvotes
0021846				
Election Day	55	1,524	0	0
Vote by Mail	727	1,524	6	0
Canvass	4	1,524	0	0
Total	786	1,524	6	0
0021895				
Election Day	54	1,847	0	0
Vote by Mail	945	1,847	25	0
Canvass	7	1,847	1	0
Total	1,006	1,847	26	0
0021904				
Election Day	43	1,192	0	0
Vote by Mail	513	1,192	4	0
Canvass	0	1,192	0	0
Total	556	1,192	4	0
0021975				
Election Day	42	1,582	1	0
Vote by Mail	698	1,582	8	0
Canvass	3	1,582	0	0
Total	743	1,582	9	0
0022003				
Election Day	49	1,461	0	0
Vote by Mail	847	1,461	7	0
Canvass	3	1,461	0	0
Total	899	1,461	7	0
0022034				
Election Day	36	1,392	0	0
Vote by Mail	910	1,392	5	0
Canvass	2	1,392	0	0
Total	948	1,392	5	0

Precinct	YES		NO		Total Votes
0021846					
Election Day	43	78.18%	12	21.82%	55
Vote by Mail	338	46.88%	383	53.12%	721
Canvass	4	100.00%	0	0.00%	4
Total	385	49.36%	395	50.64%	780
0021895					
Election Day	43	79.63%	11	20.37%	54
Vote by Mail	458	49.78%	462	50.22%	920
Canvass	5	83.33%	1	16.67%	6
Total	506	51.63%	474	48.37%	980
0021904					
Election Day	36	83.72%	7	16.28%	43
Vote by Mail	226	44.40%	283	55.60%	509
Canvass	0		0		0
Total	262	47.46%	290	52.54%	552
0021975					
Election Day	25	60.98%	16	39.02%	41
Vote by Mail	298	43.19%	392	56.81%	690
Canvass	2	66.67%	1	33.33%	3
Total	325	44.28%	409	55.72%	734
0022003					
Election Day	43	87.76%	6	12.24%	49
Vote by Mail	444	52.86%	396	47.14%	840
Canvass	2	66.67%	1	33.33%	3
Total	489	54.82%	403	45.18%	892
0022034					
Election Day	33	91.67%	3	8.33%	36
Vote by Mail	486	53.70%	419	46.30%	905
Canvass	1	50.00%	1	50.00%	2
Total	520	55.14%	423	44.86%	943

Precinct	Times Cast	Registered Voters	Undervotes	Overvotes
0022056				
Election Day	37	1,851	0	0
Vote by Mail	1,182	1,851	6	0
Canvass	2	1,851	0	0
Total	1,221	1,851	6	0
0022061				
Election Day	34	1,487	0	0
Vote by Mail	832	1,487	13	0
Canvass	3	1,487	0	0
Total	869	1,487	13	0
0022090				
Election Day	35	1,385	0	0
Vote by Mail	896	1,385	11	0
Canvass	3	1,385	0	0
Total	934	1,385	11	0
0022139				
Election Day	40	1,267	0	0
Vote by Mail	749	1,267	8	0
Canvass	6	1,267	0	0
Total	795	1,267	8	0
0022154				
Election Day	44	1,490	1	0
Vote by Mail	899	1,490	9	0
Canvass	7	1,490	0	0
Total	950	1,490	10	0
0022337				
Election Day	25	1,092	0	0
Vote by Mail	644	1,092	8	0
Canvass	5	1,092	0	0
Total	674	1,092	8	0

Precinct	YES	NO	Total Votes
0022056			
Election Day	33 89.19%	4 10.81%	37
Vote by Mail	615 52.30%	561 47.70%	1,176
Canvass	1 50.00%	1 50.00%	2
Total	649 53.42%	566 46.58%	1,215
0022061			
Election Day	25 73.53%	9 26.47%	34
Vote by Mail	371 45.30%	448 54.70%	819
Canvass	3 100.00%	0 0.00%	3
Total	399 46.61%	457 53.39%	856
0022090			
Election Day	27 77.14%	8 22.86%	35
Vote by Mail	465 52.54%	420 47.46%	885
Canvass	2 66.67%	1 33.33%	3
Total	494 53.52%	429 46.48%	923
0022139			
Election Day	35 87.50%	5 12.50%	40
Vote by Mail	445 60.05%	296 39.95%	741
Canvass	6 100.00%	0 0.00%	6
Total	486 61.75%	301 38.25%	787
0022154			
Election Day	41 95.35%	2 4.65%	43
Vote by Mail	527 59.21%	363 40.79%	890
Canvass	7 100.00%	0 0.00%	7
Total	575 61.17%	365 38.83%	940
0022337			
Election Day	22 88.00%	3 12.00%	25
Vote by Mail	362 56.92%	274 43.08%	636
Canvass	2 40.00%	3 60.00%	5
Total	386 57.96%	280 42.04%	666

Precinct	Times Cast	Registered Voters	Undervotes	Overvotes
0022427				
Election Day	46	1,606	0	0
Vote by Mail	945	1,606	14	0
Canvass	2	1,606	0	0
Total	993	1,606	14	0
0022453				
Election Day	39	1,922	1	0
Vote by Mail	1,066	1,922	15	0
Canvass	5	1,922	0	0
Total	1,110	1,922	16	0
0022491				
Election Day	43	1,717	0	0
Vote by Mail	771	1,717	15	0
Canvass	2	1,717	0	0
Total	816	1,717	15	0
0022508				
Election Day	61	1,688	0	0
Vote by Mail	1,035	1,688	8	0
Canvass	4	1,688	0	0
Total	1,100	1,688	8	0
0022566				
Election Day	28	1,828	0	0
Vote by Mail	1,030	1,828	11	0
Canvass	4	1,828	0	0
Total	1,062	1,828	11	0
0022685				
Election Day	43	1,813	0	0
Vote by Mail	1,358	1,813	16	0
Canvass	5	1,813	0	0
Total	1,406	1,813	16	0

Precinct	YES	NO	Total Votes
0022427			
Election Day	42 91.30%	4 8.70%	46
Vote by Mail	511 54.89%	420 45.11%	931
Canvass	2 100.00%	0 0.00%	2
Total	555 56.69%	424 43.31%	979
0022453			
Election Day	24 63.16%	14 36.84%	38
Vote by Mail	534 50.81%	517 49.19%	1,051
Canvass	3 60.00%	2 40.00%	5
Total	561 51.28%	533 48.72%	1,094
0022491			
Election Day	34 79.07%	9 20.93%	43
Vote by Mail	347 45.90%	409 54.10%	756
Canvass	1 50.00%	1 50.00%	2
Total	382 47.69%	419 52.31%	801
0022508			
Election Day	57 93.44%	4 6.56%	61
Vote by Mail	596 58.03%	431 41.97%	1,027
Canvass	4 100.00%	0 0.00%	4
Total	657 60.16%	435 39.84%	1,092
0022566			
Election Day	26 92.86%	2 7.14%	28
Vote by Mail	512 50.25%	507 49.75%	1,019
Canvass	3 75.00%	1 25.00%	4
Total	541 51.47%	510 48.53%	1,051
0022685			
Election Day	37 86.05%	6 13.95%	43
Vote by Mail	669 49.85%	673 50.15%	1,342
Canvass	3 60.00%	2 40.00%	5
Total	709 51.01%	681 48.99%	1,390

Precinct	Times Cast	Registered Voters	Undervotes	Overvotes
0022694				
Election Day	30	1,438	0	0
Vote by Mail	713	1,438	16	0
Canvass	8	1,438	0	0
Total	751	1,438	16	0
0022709				
Election Day	37	1,853	0	0
Vote by Mail	1,010	1,853	14	0
Canvass	6	1,853	0	0
Total	1,053	1,853	14	0
0022763				
Election Day	45	1,495	0	0
Vote by Mail	883	1,495	7	0
Canvass	1	1,495	0	0
Total	929	1,495	7	0
0022824				
Election Day	27	1,421	0	0
Vote by Mail	517	1,421	9	0
Canvass	2	1,421	0	0
Total	546	1,421	9	0
0022847				
Election Day	39	1,357	1	0
Vote by Mail	590	1,357	9	0
Canvass	2	1,357	0	0
Total	631	1,357	10	0
0022873				
Election Day	49	1,621	0	0
Vote by Mail	995	1,621	14	0
Canvass	7	1,621	0	0
Total	1,051	1,621	14	0

Precinct	YES	NO	Total Votes
0022694			
Election Day	17 56.67%	13 43.33%	30
Vote by Mail	332 47.63%	365 52.37%	697
Canvass	6 75.00%	2 25.00%	8
Total	355 48.30%	380 51.70%	735
0022709			
Election Day	27 72.97%	10 27.03%	37
Vote by Mail	478 47.99%	518 52.01%	996
Canvass	6 100.00%	0 0.00%	6
Total	511 49.18%	528 50.82%	1,039
0022763			
Election Day	38 84.44%	7 15.56%	45
Vote by Mail	387 44.18%	489 55.82%	876
Canvass	0 0.00%	1 100.00%	1
Total	425 46.10%	497 53.90%	922
0022824			
Election Day	13 48.15%	14 51.85%	27
Vote by Mail	171 33.66%	337 66.34%	508
Canvass	0 0.00%	2 100.00%	2
Total	184 34.26%	353 65.74%	537
0022847			
Election Day	29 76.32%	9 23.68%	38
Vote by Mail	223 38.38%	358 61.62%	581
Canvass	2 100.00%	0 0.00%	2
Total	254 40.90%	367 59.10%	621
0022873			
Election Day	45 91.84%	4 8.16%	49
Vote by Mail	482 49.13%	499 50.87%	981
Canvass	7 100.00%	0 0.00%	7
Total	534 51.49%	503 48.51%	1,037

Precinct	Times Cast	Registered Voters	Undervotes	Overvotes
0022898				
Election Day	0	32	0	0
Vote by Mail	21	32	1	0
Canvass	0	32	0	0
Total	21	32	1	0
0022997				
Election Day	45	1,924	0	0
Vote by Mail	1,070	1,924	15	0
Canvass	11	1,924	0	0
Total	1,126	1,924	15	0
0023002				
Election Day	59	2,013	1	0
Vote by Mail	1,164	2,013	19	0
Canvass	11	2,013	0	0
Total	1,234	2,013	20	0
0023077				
Election Day	33	1,707	0	0
Vote by Mail	1,061	1,707	18	0
Canvass	2	1,707	0	0
Total	1,096	1,707	18	0
0023172				
Election Day	24	1,510	0	0
Vote by Mail	924	1,510	8	0
Canvass	3	1,510	0	0
Total	951	1,510	8	0
0023240				
Election Day	44	1,353	0	0
Vote by Mail	778	1,353	10	0
Canvass	2	1,353	0	0
Total	824	1,353	10	0

Precinct	YES	NO	Total Votes
0022898			
Election Day	0	0	0
Vote by Mail	9 45.00%	11 55.00%	20
Canvass	0	0	0
Total	9 45.00%	11 55.00%	20
0022997			
Election Day	36 80.00%	9 20.00%	45
Vote by Mail	494 46.82%	561 53.18%	1,055
Canvass	8 72.73%	3 27.27%	11
Total	538 48.42%	573 51.58%	1,111
0023002			
Election Day	50 86.21%	8 13.79%	58
Vote by Mail	682 59.56%	463 40.44%	1,145
Canvass	9 81.82%	2 18.18%	11
Total	741 61.04%	473 38.96%	1,214
0023077			
Election Day	30 90.91%	3 9.09%	33
Vote by Mail	584 55.99%	459 44.01%	1,043
Canvass	0 0.00%	2 100.00%	2
Total	614 56.96%	464 43.04%	1,078
0023172			
Election Day	20 83.33%	4 16.67%	24
Vote by Mail	486 53.06%	430 46.94%	916
Canvass	3 100.00%	0 0.00%	3
Total	509 53.98%	434 46.02%	943
0023240			
Election Day	39 88.64%	5 11.36%	44
Vote by Mail	455 59.24%	313 40.76%	768
Canvass	1 50.00%	1 50.00%	2
Total	495 60.81%	319 39.19%	814

Precinct	Times Cast	Registered Voters	Undervotes	Overvotes
0023295				
Election Day	42	1,559	0	0
Vote by Mail	848	1,559	13	0
Canvass	6	1,559	0	0
Total	896	1,559	13	0
0023313				
Election Day	41	1,956	0	0
Vote by Mail	1,209	1,956	24	0
Canvass	3	1,956	0	0
Total	1,253	1,956	24	0
0023414				
Election Day	51	1,721	0	0
Vote by Mail	1,084	1,721	10	0
Canvass	9	1,721	0	0
Total	1,144	1,721	10	0
0023519				
Election Day	36	1,534	0	0
Vote by Mail	1,003	1,534	3	0
Canvass	4	1,534	1	0
Total	1,043	1,534	4	0
0023641				
Election Day	39	1,843	2	0
Vote by Mail	1,113	1,843	15	0
Canvass	10	1,843	0	0
Total	1,162	1,843	17	0
0023704				
Election Day	43	1,473	1	0
Vote by Mail	909	1,473	9	0
Canvass	2	1,473	0	0
Total	954	1,473	10	0

Precinct	YES	NO	Total Votes
0023295			
Election Day	37 88.10%	5 11.90%	42
Vote by Mail	473 56.65%	362 43.35%	835
Canvass	4 66.67%	2 33.33%	6
Total	514 58.21%	369 41.79%	883
0023313			
Election Day	35 85.37%	6 14.63%	41
Vote by Mail	552 46.58%	633 53.42%	1,185
Canvass	2 66.67%	1 33.33%	3
Total	589 47.93%	640 52.07%	1,229
0023414			
Election Day	47 92.16%	4 7.84%	51
Vote by Mail	603 56.15%	471 43.85%	1,074
Canvass	8 88.89%	1 11.11%	9
Total	658 58.02%	476 41.98%	1,134
0023519			
Election Day	34 94.44%	2 5.56%	36
Vote by Mail	535 53.50%	465 46.50%	1,000
Canvass	2 66.67%	1 33.33%	3
Total	571 54.96%	468 45.04%	1,039
0023641			
Election Day	33 89.19%	4 10.81%	37
Vote by Mail	543 49.45%	555 50.55%	1,098
Canvass	7 70.00%	3 30.00%	10
Total	583 50.92%	562 49.08%	1,145
0023704			
Election Day	37 88.10%	5 11.90%	42
Vote by Mail	530 58.89%	370 41.11%	900
Canvass	1 50.00%	1 50.00%	2
Total	568 60.17%	376 39.83%	944

Precinct	Times Cast	Registered Voters	Undervotes	Overvotes
0023835				
Election Day	42	1,640	0	0
Vote by Mail	1,106	1,640	14	0
Canvass	6	1,640	0	0
Total	1,154	1,640	14	0
0023905				
Election Day	30	1,347	0	0
Vote by Mail	830	1,347	17	1
Canvass	1	1,347	0	0
Total	861	1,347	17	1
0023970				
Election Day	47	1,377	0	0
Vote by Mail	836	1,377	6	0
Canvass	5	1,377	0	0
Total	888	1,377	6	0
0024058				
Election Day	0	0	0	0
Vote by Mail	0	0	0	0
Canvass	0	0	0	0
Total	0	0	0	0
0024148				
Election Day	31	1,628	0	0
Vote by Mail	738	1,628	5	1
Canvass	1	1,628	0	0
Total	770	1,628	5	1
0024182				
Election Day	26	1,368	0	0
Vote by Mail	568	1,368	9	0
Canvass	4	1,368	0	0
Total	598	1,368	9	0

Precinct	YES	NO	Total Votes
0023835			
Election Day	39 92.86%	3 7.14%	42
Vote by Mail	521 47.71%	571 52.29%	1,092
Canvass	4 66.67%	2 33.33%	6
Total	564 49.47%	576 50.53%	1,140
0023905			
Election Day	26 86.67%	4 13.33%	30
Vote by Mail	481 59.24%	331 40.76%	812
Canvass	1 100.00%	0 0.00%	1
Total	508 60.26%	335 39.74%	843
0023970			
Election Day	42 89.36%	5 10.64%	47
Vote by Mail	437 52.65%	393 47.35%	830
Canvass	3 60.00%	2 40.00%	5
Total	482 54.65%	400 45.35%	882
0024058			
Election Day	0	0	0
Vote by Mail	0	0	0
Canvass	0	0	0
Total	0	0	0
0024148			
Election Day	22 70.97%	9 29.03%	31
Vote by Mail	355 48.50%	377 51.50%	732
Canvass	1 100.00%	0 0.00%	1
Total	378 49.48%	386 50.52%	764
0024182			
Election Day	22 84.62%	4 15.38%	26
Vote by Mail	286 51.16%	273 48.84%	559
Canvass	1 25.00%	3 75.00%	4
Total	309 52.46%	280 47.54%	589

Precinct	Times Cast	Registered Voters	Undervotes	Overvotes
0024259				
Election Day	48	1,723	0	0
Vote by Mail	845	1,723	12	0
Canvass	6	1,723	0	0
Total	899	1,723	12	0
0024263				
Election Day	2	23	0	0
Vote by Mail	4	23	0	0
Canvass	0	23	0	0
Total	6	23	0	0
0024352				
Election Day	59	1,887	0	0
Vote by Mail	1,084	1,887	5	0
Canvass	4	1,887	0	0
Total	1,147	1,887	5	0
0024385				
Election Day	8	342	0	0
Vote by Mail	185	342	0	0
Canvass	1	342	0	0
Total	194	342	0	0
0024438				
Election Day	0	0	0	0
Vote by Mail	0	0	0	0
Canvass	0	0	0	0
Total	0	0	0	0
0024500				
Election Day	39	1,647	1	0
Vote by Mail	926	1,647	13	0
Canvass	10	1,647	0	0
Total	975	1,647	14	0

Precinct	YES	NO	Total Votes
0024259			
Election Day	40 83.33%	8 16.67%	48
Vote by Mail	422 50.66%	411 49.34%	833
Canvass	4 66.67%	2 33.33%	6
Total	466 52.54%	421 47.46%	887
0024263			
Election Day	1 50.00%	1 50.00%	2
Vote by Mail	0 0.00%	4 100.00%	4
Canvass	0	0	0
Total	1 16.67%	5 83.33%	6
0024352			
Election Day	51 86.44%	8 13.56%	59
Vote by Mail	525 48.66%	554 51.34%	1,079
Canvass	1 25.00%	3 75.00%	4
Total	577 50.53%	565 49.47%	1,142
0024385			
Election Day	7 87.50%	1 12.50%	8
Vote by Mail	72 38.92%	113 61.08%	185
Canvass	1 100.00%	0 0.00%	1
Total	80 41.24%	114 58.76%	194
0024438			
Election Day	0	0	0
Vote by Mail	0	0	0
Canvass	0	0	0
Total	0	0	0
0024500			
Election Day	30 78.95%	8 21.05%	38
Vote by Mail	365 39.98%	548 60.02%	913
Canvass	7 70.00%	3 30.00%	10
Total	402 41.83%	559 58.17%	961

Precinct	Times Cast	Registered Voters	Undervotes	Overvotes
0024568				
Election Day	37	1,623	0	0
Vote by Mail	1,184	1,623	11	0
Canvass	5	1,623	1	0
Total	1,226	1,623	12	0
0024651				
Election Day	43	1,533	1	0
Vote by Mail	660	1,533	10	0
Canvass	7	1,533	0	0
Total	710	1,533	11	0
0024669				
Election Day	36	1,949	0	0
Vote by Mail	990	1,949	10	0
Canvass	6	1,949	0	0
Total	1,032	1,949	10	0
0024716				
Election Day	41	1,588	1	0
Vote by Mail	821	1,588	11	0
Canvass	5	1,588	0	0
Total	867	1,588	12	0
0024753				
Election Day	38	1,756	0	0
Vote by Mail	1,073	1,756	16	0
Canvass	8	1,756	0	0
Total	1,119	1,756	16	0
0024832				
Election Day	59	1,432	0	0
Vote by Mail	883	1,432	13	0
Canvass	9	1,432	0	0
Total	951	1,432	13	0

Precinct	YES	NO	Total Votes
0024568			
Election Day	33 89.19%	4 10.81%	37
Vote by Mail	524 44.67%	649 55.33%	1,173
Canvass	1 25.00%	3 75.00%	4
Total	558 45.96%	656 54.04%	1,214
0024651			
Election Day	24 57.14%	18 42.86%	42
Vote by Mail	154 23.69%	496 76.31%	650
Canvass	5 71.43%	2 28.57%	7
Total	183 26.18%	516 73.82%	699
0024669			
Election Day	22 61.11%	14 38.89%	36
Vote by Mail	339 34.59%	641 65.41%	980
Canvass	5 83.33%	1 16.67%	6
Total	366 35.81%	656 64.19%	1,022
0024716			
Election Day	34 85.00%	6 15.00%	40
Vote by Mail	300 37.04%	510 62.96%	810
Canvass	2 40.00%	3 60.00%	5
Total	336 39.30%	519 60.70%	855
0024753			
Election Day	22 57.89%	16 42.11%	38
Vote by Mail	353 33.40%	704 66.60%	1,057
Canvass	3 37.50%	5 62.50%	8
Total	378 34.27%	725 65.73%	1,103
0024832			
Election Day	37 62.71%	22 37.29%	59
Vote by Mail	380 43.68%	490 56.32%	870
Canvass	3 33.33%	6 66.67%	9
Total	420 44.78%	518 55.22%	938

Precinct	Times Cast	Registered Voters	Undervotes	Overvotes
0024874				
Election Day	32	1,546	0	0
Vote by Mail	926	1,546	9	0
Canvass	6	1,546	0	0
Total	964	1,546	9	0
0024908				
Election Day	29	1,453	0	0
Vote by Mail	919	1,453	8	0
Canvass	9	1,453	0	0
Total	957	1,453	8	0
0024927				
Election Day	38	1,295	0	0
Vote by Mail	892	1,295	4	0
Canvass	5	1,295	0	0
Total	935	1,295	4	0
0025040				
Election Day	31	1,386	0	0
Vote by Mail	515	1,386	8	1
Canvass	8	1,386	0	0
Total	554	1,386	8	1
0025076				
Election Day	41	1,634	1	0
Vote by Mail	923	1,634	13	0
Canvass	6	1,634	0	0
Total	970	1,634	14	0
0025155				
Election Day	55	1,798	0	0
Vote by Mail	1,049	1,798	17	0
Canvass	8	1,798	0	0
Total	1,112	1,798	17	0

Precinct	YES	NO	Total Votes
0024874			
Election Day	24 75.00%	8 25.00%	32
Vote by Mail	329 35.88%	588 64.12%	917
Canvass	3 50.00%	3 50.00%	6
Total	356 37.28%	599 62.72%	955
0024908			
Election Day	25 86.21%	4 13.79%	29
Vote by Mail	306 33.59%	605 66.41%	911
Canvass	2 22.22%	7 77.78%	9
Total	333 35.09%	616 64.91%	949
0024927			
Election Day	31 81.58%	7 18.42%	38
Vote by Mail	413 46.51%	475 53.49%	888
Canvass	1 20.00%	4 80.00%	5
Total	445 47.80%	486 52.20%	931
0025040			
Election Day	20 64.52%	11 35.48%	31
Vote by Mail	212 41.90%	294 58.10%	506
Canvass	5 62.50%	3 37.50%	8
Total	237 43.49%	308 56.51%	545
0025076			
Election Day	31 77.50%	9 22.50%	40
Vote by Mail	409 44.95%	501 55.05%	910
Canvass	5 83.33%	1 16.67%	6
Total	445 46.55%	511 53.45%	956
0025155			
Election Day	38 69.09%	17 30.91%	55
Vote by Mail	473 45.83%	559 54.17%	1,032
Canvass	2 25.00%	6 75.00%	8
Total	513 46.85%	582 53.15%	1,095

Precinct	Times Cast	Registered Voters	Undervotes	Overvotes
0025432				
Election Day	38	1,839	0	0
Vote by Mail	1,041	1,839	12	0
Canvass	7	1,839	0	0
Total	1,086	1,839	12	0
0025493				
Election Day	35	1,706	1	0
Vote by Mail	1,170	1,706	11	0
Canvass	1	1,706	0	0
Total	1,206	1,706	12	0
0025560				
Election Day	31	1,749	0	0
Vote by Mail	1,164	1,749	17	0
Canvass	1	1,749	0	0
Total	1,196	1,749	17	0
0025588				
Election Day	37	1,771	0	0
Vote by Mail	1,326	1,771	16	0
Canvass	4	1,771	0	0
Total	1,367	1,771	16	0
0025703				
Election Day	19	1,526	0	0
Vote by Mail	1,131	1,526	12	0
Canvass	3	1,526	0	0
Total	1,153	1,526	12	0
0025789				
Election Day	52	1,954	0	0
Vote by Mail	1,283	1,954	20	0
Canvass	11	1,954	0	0
Total	1,346	1,954	20	0

Precinct	YES	NO	Total Votes
0025432			
Election Day	20 52.63%	18 47.37%	38
Vote by Mail	404 39.26%	625 60.74%	1,029
Canvass	4 57.14%	3 42.86%	7
Total	428 39.85%	646 60.15%	1,074
0025493			
Election Day	29 85.29%	5 14.71%	34
Vote by Mail	490 42.28%	669 57.72%	1,159
Canvass	1 100.00%	0 0.00%	1
Total	520 43.55%	674 56.45%	1,194
0025560			
Election Day	28 90.32%	3 9.68%	31
Vote by Mail	508 44.29%	639 55.71%	1,147
Canvass	0 0.00%	1 100.00%	1
Total	536 45.46%	643 54.54%	1,179
0025588			
Election Day	33 89.19%	4 10.81%	37
Vote by Mail	581 44.35%	729 55.65%	1,310
Canvass	4 100.00%	0 0.00%	4
Total	618 45.74%	733 54.26%	1,351
0025703			
Election Day	15 78.95%	4 21.05%	19
Vote by Mail	445 39.77%	674 60.23%	1,119
Canvass	1 33.33%	2 66.67%	3
Total	461 40.40%	680 59.60%	1,141
0025789			
Election Day	40 76.92%	12 23.08%	52
Vote by Mail	570 45.13%	693 54.87%	1,263
Canvass	8 72.73%	3 27.27%	11
Total	618 46.61%	708 53.39%	1,326

Precinct	Times Cast	Registered Voters	Undervotes	Overvotes
0025919				
Election Day	44	1,470	0	0
Vote by Mail	1,002	1,470	7	0
Canvass	6	1,470	0	0
Total	1,052	1,470	7	0
0025935				
Election Day	47	1,411	0	0
Vote by Mail	960	1,411	6	0
Canvass	6	1,411	0	0
Total	1,013	1,411	6	0
0025990				
Election Day	38	1,651	0	0
Vote by Mail	926	1,651	8	1
Canvass	6	1,651	0	0
Total	970	1,651	8	1
0026069				
Election Day	42	1,530	0	0
Vote by Mail	925	1,530	7	0
Canvass	4	1,530	0	0
Total	971	1,530	7	0
0026145				
Election Day	53	1,470	0	0
Vote by Mail	957	1,470	11	0
Canvass	6	1,470	0	0
Total	1,016	1,470	11	0
0026180				
Election Day	46	1,422	0	0
Vote by Mail	861	1,422	10	0
Canvass	6	1,422	0	0
Total	913	1,422	10	0

Precinct	YES		NO		Total Votes
0025919					
Election Day	36	81.82%	8	18.18%	44
Vote by Mail	459	46.13%	536	53.87%	995
Canvass	2	33.33%	4	66.67%	6
Total	497	47.56%	548	52.44%	1,045
0025935					
Election Day	41	87.23%	6	12.77%	47
Vote by Mail	407	42.66%	547	57.34%	954
Canvass	4	66.67%	2	33.33%	6
Total	452	44.89%	555	55.11%	1,007
0025990					
Election Day	30	78.95%	8	21.05%	38
Vote by Mail	365	39.80%	552	60.20%	917
Canvass	3	50.00%	3	50.00%	6
Total	398	41.42%	563	58.58%	961
0026069					
Election Day	35	83.33%	7	16.67%	42
Vote by Mail	430	46.84%	488	53.16%	918
Canvass	4	100.00%	0	0.00%	4
Total	469	48.65%	495	51.35%	964
0026145					
Election Day	44	83.02%	9	16.98%	53
Vote by Mail	500	52.85%	446	47.15%	946
Canvass	5	83.33%	1	16.67%	6
Total	549	54.63%	456	45.37%	1,005
0026180					
Election Day	39	84.78%	7	15.22%	46
Vote by Mail	453	53.23%	398	46.77%	851
Canvass	5	83.33%	1	16.67%	6
Total	497	55.04%	406	44.96%	903

Precinct	Times Cast	Registered Voters	Undervotes	Overvotes
0026244				
Election Day	59	1,384	0	0
Vote by Mail	864	1,384	7	0
Canvass	3	1,384	0	0
Total	926	1,384	7	0
0026413				
Election Day	31	1,582	0	0
Vote by Mail	1,012	1,582	7	0
Canvass	6	1,582	1	0
Total	1,049	1,582	8	0
0026468				
Election Day	47	1,784	0	0
Vote by Mail	1,272	1,784	14	0
Canvass	5	1,784	0	0
Total	1,324	1,784	14	0
0026512				
Election Day	38	1,639	0	0
Vote by Mail	1,080	1,639	16	0
Canvass	5	1,639	0	0
Total	1,123	1,639	16	0
0026597				
Election Day	77	1,961	0	0
Vote by Mail	1,357	1,961	13	0
Canvass	17	1,961	0	0
Total	1,451	1,961	13	0
0026715				
Election Day	44	1,696	1	0
Vote by Mail	1,125	1,696	9	0
Canvass	3	1,696	1	0
Total	1,172	1,696	11	0

Precinct	YES	NO	Total Votes
0026244			
Election Day	50 84.75%	9 15.25%	59
Vote by Mail	444 51.81%	413 48.19%	857
Canvass	2 66.67%	1 33.33%	3
Total	496 53.97%	423 46.03%	919
0026413			
Election Day	26 83.87%	5 16.13%	31
Vote by Mail	487 48.46%	518 51.54%	1,005
Canvass	3 60.00%	2 40.00%	5
Total	516 49.57%	525 50.43%	1,041
0026468			
Election Day	37 78.72%	10 21.28%	47
Vote by Mail	563 44.75%	695 55.25%	1,258
Canvass	5 100.00%	0 0.00%	5
Total	605 46.18%	705 53.82%	1,310
0026512			
Election Day	34 89.47%	4 10.53%	38
Vote by Mail	548 51.50%	516 48.50%	1,064
Canvass	5 100.00%	0 0.00%	5
Total	587 53.03%	520 46.97%	1,107
0026597			
Election Day	62 80.52%	15 19.48%	77
Vote by Mail	657 48.88%	687 51.12%	1,344
Canvass	13 76.47%	4 23.53%	17
Total	732 50.90%	706 49.10%	1,438
0026715			
Election Day	34 79.07%	9 20.93%	43
Vote by Mail	493 44.18%	623 55.82%	1,116
Canvass	2 100.00%	0 0.00%	2
Total	529 45.56%	632 54.44%	1,161

Precinct	Times Cast	Registered Voters	Undervotes	Overvotes
0026724				
Election Day	40	1,670	0	0
Vote by Mail	1,334	1,670	7	0
Canvass	3	1,670	0	0
Total	1,377	1,670	7	0
0026830				
Election Day	41	1,714	0	0
Vote by Mail	1,219	1,714	11	0
Canvass	8	1,714	0	0
Total	1,268	1,714	11	0
0026916				
Election Day	42	1,704	1	0
Vote by Mail	1,018	1,704	8	0
Canvass	7	1,704	1	0
Total	1,067	1,704	10	0
0026965				
Election Day	44	1,937	0	0
Vote by Mail	1,366	1,937	13	0
Canvass	9	1,937	0	0
Total	1,419	1,937	13	0
0027083				
Election Day	25	1,215	0	0
Vote by Mail	531	1,215	9	0
Canvass	7	1,215	0	0
Total	563	1,215	9	0
0027147				
Election Day	48	1,684	0	0
Vote by Mail	839	1,684	13	0
Canvass	7	1,684	1	0
Total	894	1,684	14	0

Precinct	YES	NO	Total Votes
0026724			
Election Day	35 87.50%	5 12.50%	40
Vote by Mail	638 48.08%	689 51.92%	1,327
Canvass	2 66.67%	1 33.33%	3
Total	675 49.27%	695 50.73%	1,370
0026830			
Election Day	35 85.37%	6 14.63%	41
Vote by Mail	567 46.94%	641 53.06%	1,208
Canvass	5 62.50%	3 37.50%	8
Total	607 48.29%	650 51.71%	1,257
0026916			
Election Day	34 82.93%	7 17.07%	41
Vote by Mail	449 44.46%	561 55.54%	1,010
Canvass	3 50.00%	3 50.00%	6
Total	486 45.98%	571 54.02%	1,057
0026965			
Election Day	40 90.91%	4 9.09%	44
Vote by Mail	608 44.94%	745 55.06%	1,353
Canvass	6 66.67%	3 33.33%	9
Total	654 46.51%	752 53.49%	1,406
0027083			
Election Day	11 44.00%	14 56.00%	25
Vote by Mail	142 27.20%	380 72.80%	522
Canvass	2 28.57%	5 71.43%	7
Total	155 27.98%	399 72.02%	554
0027147			
Election Day	27 56.25%	21 43.75%	48
Vote by Mail	238 28.81%	588 71.19%	826
Canvass	3 50.00%	3 50.00%	6
Total	268 30.45%	612 69.55%	880

Precinct	Times Cast	Registered Voters	Undervotes	Overvotes
0027223				
Election Day	45	1,617	0	0
Vote by Mail	949	1,617	13	0
Canvass	6	1,617	0	0
Total	1,000	1,617	13	0
0027305				
Election Day	34	1,654	0	0
Vote by Mail	1,134	1,654	17	0
Canvass	2	1,654	0	0
Total	1,170	1,654	17	0
0027401				
Election Day	35	1,521	0	0
Vote by Mail	619	1,521	8	0
Canvass	13	1,521	0	0
Total	667	1,521	8	0
0027429				
Election Day	45	1,818	0	0
Vote by Mail	753	1,818	7	0
Canvass	7	1,818	0	0
Total	805	1,818	7	0
0027602				
Election Day	38	1,821	0	0
Vote by Mail	1,009	1,821	17	0
Canvass	11	1,821	1	0
Total	1,058	1,821	18	0
0027648				
Election Day	36	1,553	1	0
Vote by Mail	878	1,553	10	0
Canvass	5	1,553	1	0
Total	919	1,553	12	0

Precinct	YES	NO	Total Votes
0027223			
Election Day	31 68.89%	14 31.11%	45
Vote by Mail	331 35.36%	605 64.64%	936
Canvass	4 66.67%	2 33.33%	6
Total	366 37.08%	621 62.92%	987
0027305			
Election Day	23 67.65%	11 32.35%	34
Vote by Mail	380 34.02%	737 65.98%	1,117
Canvass	1 50.00%	1 50.00%	2
Total	404 35.04%	749 64.96%	1,153
0027401			
Election Day	18 51.43%	17 48.57%	35
Vote by Mail	134 21.93%	477 78.07%	611
Canvass	7 53.85%	6 46.15%	13
Total	159 24.13%	500 75.87%	659
0027429			
Election Day	24 53.33%	21 46.67%	45
Vote by Mail	175 23.46%	571 76.54%	746
Canvass	1 14.29%	6 85.71%	7
Total	200 25.06%	598 74.94%	798
0027602			
Election Day	28 73.68%	10 26.32%	38
Vote by Mail	318 32.06%	674 67.94%	992
Canvass	5 50.00%	5 50.00%	10
Total	351 33.75%	689 66.25%	1,040
0027648			
Election Day	28 80.00%	7 20.00%	35
Vote by Mail	284 32.72%	584 67.28%	868
Canvass	1 25.00%	3 75.00%	4
Total	313 34.51%	594 65.49%	907

Precinct	Times Cast	Registered Voters	Undervotes	Overvotes
0027686				
Election Day	22	1,541	0	0
Vote by Mail	1,122	1,541	7	0
Canvass	6	1,541	0	0
Total	1,150	1,541	7	0
0027719				
Election Day	32	1,635	0	0
Vote by Mail	1,003	1,635	12	0
Canvass	11	1,635	1	0
Total	1,046	1,635	13	0
0027834				
Election Day	32	1,475	0	0
Vote by Mail	783	1,475	8	0
Canvass	8	1,475	1	0
Total	823	1,475	9	0
0027980				
Election Day	32	1,681	0	0
Vote by Mail	1,305	1,681	5	0
Canvass	6	1,681	0	0
Total	1,343	1,681	5	0
0028014				
Election Day	48	1,742	0	0
Vote by Mail	1,137	1,742	9	0
Canvass	13	1,742	1	0
Total	1,198	1,742	10	0
0028200				
Election Day	39	1,520	0	0
Vote by Mail	1,081	1,520	4	0
Canvass	6	1,520	0	0
Total	1,126	1,520	4	0

Precinct	YES	NO	Total Votes
0027686			
Election Day	19 86.36%	3 13.64%	22
Vote by Mail	498 44.66%	617 55.34%	1,115
Canvass	2 33.33%	4 66.67%	6
Total	519 45.41%	624 54.59%	1,143
0027719			
Election Day	20 62.50%	12 37.50%	32
Vote by Mail	306 30.88%	685 69.12%	991
Canvass	5 50.00%	5 50.00%	10
Total	331 32.04%	702 67.96%	1,033
0027834			
Election Day	16 50.00%	16 50.00%	32
Vote by Mail	200 25.81%	575 74.19%	775
Canvass	4 57.14%	3 42.86%	7
Total	220 27.03%	594 72.97%	814
0027980			
Election Day	21 65.63%	11 34.38%	32
Vote by Mail	468 36.00%	832 64.00%	1,300
Canvass	2 33.33%	4 66.67%	6
Total	491 36.70%	847 63.30%	1,338
0028014			
Election Day	37 77.08%	11 22.92%	48
Vote by Mail	417 36.97%	711 63.03%	1,128
Canvass	7 58.33%	5 41.67%	12
Total	461 38.80%	727 61.20%	1,188
0028200			
Election Day	31 79.49%	8 20.51%	39
Vote by Mail	418 38.81%	659 61.19%	1,077
Canvass	4 66.67%	2 33.33%	6
Total	453 40.37%	669 59.63%	1,122

Precinct	Times Cast	Registered Voters	Undervotes	Overvotes
0028299				
Election Day	23	1,540	0	0
Vote by Mail	1,225	1,540	10	0
Canvass	2	1,540	0	0
Total	1,250	1,540	10	0
0028368				
Election Day	23	1,485	0	0
Vote by Mail	1,091	1,485	9	0
Canvass	7	1,485	0	0
Total	1,121	1,485	9	0
0028380				
Election Day	62	1,566	0	0
Vote by Mail	1,071	1,566	10	1
Canvass	6	1,566	0	0
Total	1,139	1,566	10	1
0028530				
Election Day	37	1,822	0	0
Vote by Mail	1,431	1,822	13	0
Canvass	3	1,822	0	0
Total	1,471	1,822	13	0
0028656				
Election Day	23	1,552	0	0
Vote by Mail	1,264	1,552	7	0
Canvass	3	1,552	0	0
Total	1,290	1,552	7	0
0028773				
Election Day	42	1,799	0	0
Vote by Mail	1,345	1,799	8	0
Canvass	8	1,799	0	0
Total	1,395	1,799	8	0

Precinct	YES		NO		Total Votes
0028299					
Election Day	19	82.61%	4	17.39%	23
Vote by Mail	526	43.29%	689	56.71%	1,215
Canvass	1	50.00%	1	50.00%	2
Total	546	44.03%	694	55.97%	1,240
0028368					
Election Day	13	56.52%	10	43.48%	23
Vote by Mail	450	41.59%	632	58.41%	1,082
Canvass	1	14.29%	6	85.71%	7
Total	464	41.73%	648	58.27%	1,112
0028380					
Election Day	52	83.87%	10	16.13%	62
Vote by Mail	462	43.58%	598	56.42%	1,060
Canvass	1	16.67%	5	83.33%	6
Total	515	45.66%	613	54.34%	1,128
0028530					
Election Day	25	67.57%	12	32.43%	37
Vote by Mail	561	39.56%	857	60.44%	1,418
Canvass	0	0.00%	3	100.00%	3
Total	586	40.19%	872	59.81%	1,458
0028656					
Election Day	17	73.91%	6	26.09%	23
Vote by Mail	476	37.87%	781	62.13%	1,257
Canvass	3	100.00%	0	0.00%	3
Total	496	38.66%	787	61.34%	1,283
0028773					
Election Day	34	80.95%	8	19.05%	42
Vote by Mail	651	48.69%	686	51.31%	1,337
Canvass	3	37.50%	5	62.50%	8
Total	688	49.60%	699	50.40%	1,387

Precinct	Times Cast	Registered Voters	Undervotes	Overvotes
0028939				
Election Day	18	1,209	0	0
Vote by Mail	1,021	1,209	11	0
Canvass	1	1,209	0	0
Total	1,040	1,209	11	0
0029010				
Election Day	43	1,672	1	0
Vote by Mail	1,046	1,672	4	0
Canvass	5	1,672	0	0
Total	1,094	1,672	5	0
0029128				
Election Day	41	1,896	0	0
Vote by Mail	1,159	1,896	17	0
Canvass	11	1,896	1	0
Total	1,211	1,896	18	0
0029298				
Election Day	31	1,763	0	0
Vote by Mail	1,237	1,763	11	0
Canvass	6	1,763	0	0
Total	1,274	1,763	11	0
0029434				
Election Day	57	1,804	3	0
Vote by Mail	1,295	1,804	8	1
Canvass	9	1,804	0	0
Total	1,361	1,804	11	1
0029462				
Election Day	21	1,485	0	0
Vote by Mail	978	1,485	10	0
Canvass	4	1,485	0	0
Total	1,003	1,485	10	0

Precinct	YES	NO	Total Votes
0028939			
Election Day	11 61.11%	7 38.89%	18
Vote by Mail	401 39.70%	609 60.30%	1,010
Canvass	1 100.00%	0 0.00%	1
Total	413 40.14%	616 59.86%	1,029
0029010			
Election Day	31 73.81%	11 26.19%	42
Vote by Mail	481 46.16%	561 53.84%	1,042
Canvass	3 60.00%	2 40.00%	5
Total	515 47.29%	574 52.71%	1,089
0029128			
Election Day	30 73.17%	11 26.83%	41
Vote by Mail	482 42.21%	660 57.79%	1,142
Canvass	6 60.00%	4 40.00%	10
Total	518 43.42%	675 56.58%	1,193
0029298			
Election Day	24 77.42%	7 22.58%	31
Vote by Mail	475 38.74%	751 61.26%	1,226
Canvass	2 33.33%	4 66.67%	6
Total	501 39.67%	762 60.33%	1,263
0029434			
Election Day	46 85.19%	8 14.81%	54
Vote by Mail	534 41.52%	752 58.48%	1,286
Canvass	6 66.67%	3 33.33%	9
Total	586 43.44%	763 56.56%	1,349
0029462			
Election Day	13 61.90%	8 38.10%	21
Vote by Mail	398 41.12%	570 58.88%	968
Canvass	3 75.00%	1 25.00%	4
Total	414 41.69%	579 58.31%	993

Precinct	Times Cast	Registered Voters	Undervotes	Overvotes
0029661				
Election Day	30	1,794	0	0
Vote by Mail	1,420	1,794	5	0
Canvass	5	1,794	1	0
Total	1,455	1,794	6	0
0029782				
Election Day	19	1,663	0	0
Vote by Mail	1,383	1,663	9	0
Canvass	5	1,663	0	0
Total	1,407	1,663	9	0
0031082				
Election Day	67	1,900	0	0
Vote by Mail	1,075	1,900	15	0
Canvass	14	1,900	2	0
Total	1,156	1,900	17	0
0031193				
Election Day	59	1,731	0	0
Vote by Mail	1,171	1,731	7	0
Canvass	3	1,731	0	0
Total	1,233	1,731	7	0
0031245				
Election Day	43	1,456	0	0
Vote by Mail	1,024	1,456	6	0
Canvass	3	1,456	0	0
Total	1,070	1,456	6	0
0031283				
Election Day	39	1,580	0	0
Vote by Mail	1,120	1,580	12	0
Canvass	5	1,580	0	0
Total	1,164	1,580	12	0

Precinct	YES		NO		Total Votes
0029661					
Election Day	23	76.67%	7	23.33%	30
Vote by Mail	604	42.69%	811	57.31%	1,415
Canvass	2	50.00%	2	50.00%	4
Total	629	43.41%	820	56.59%	1,449
0029782					
Election Day	17	89.47%	2	10.53%	19
Vote by Mail	555	40.39%	819	59.61%	1,374
Canvass	3	60.00%	2	40.00%	5
Total	575	41.13%	823	58.87%	1,398
0031082					
Election Day	60	89.55%	7	10.45%	67
Vote by Mail	575	54.25%	485	45.75%	1,060
Canvass	10	83.33%	2	16.67%	12
Total	645	56.63%	494	43.37%	1,139
0031193					
Election Day	52	88.14%	7	11.86%	59
Vote by Mail	701	60.22%	463	39.78%	1,164
Canvass	1	33.33%	2	66.67%	3
Total	754	61.50%	472	38.50%	1,226
0031245					
Election Day	41	95.35%	2	4.65%	43
Vote by Mail	631	61.98%	387	38.02%	1,018
Canvass	3	100.00%	0	0.00%	3
Total	675	63.44%	389	36.56%	1,064
0031283					
Election Day	34	87.18%	5	12.82%	39
Vote by Mail	637	57.49%	471	42.51%	1,108
Canvass	3	60.00%	2	40.00%	5
Total	674	58.51%	478	41.49%	1,152

Precinct	Times Cast	Registered Voters	Undervotes	Overvotes
0031359				
Election Day	81	1,920	0	0
Vote by Mail	1,309	1,920	15	0
Canvass	6	1,920	0	0
Total	1,396	1,920	15	0
0031432				
Election Day	52	1,835	0	0
Vote by Mail	1,191	1,835	10	0
Canvass	7	1,835	0	0
Total	1,250	1,835	10	0
0031484				
Election Day	37	1,526	0	0
Vote by Mail	940	1,526	9	0
Canvass	2	1,526	0	0
Total	979	1,526	9	0
0031546				
Election Day	30	1,732	1	0
Vote by Mail	715	1,732	6	0
Canvass	9	1,732	1	0
Total	754	1,732	8	0
0031631				
Election Day	31	1,460	0	0
Vote by Mail	907	1,460	8	0
Canvass	2	1,460	0	0
Total	940	1,460	8	0
0031662				
Election Day	76	1,711	0	0
Vote by Mail	1,110	1,711	8	0
Canvass	6	1,711	0	0
Total	1,192	1,711	8	0

Precinct	YES		NO		Total Votes
0031359					
Election Day	69	85.19%	12	14.81%	81
Vote by Mail	749	57.88%	545	42.12%	1,294
Canvass	4	66.67%	2	33.33%	6
Total	822	59.52%	559	40.48%	1,381
0031432					
Election Day	48	92.31%	4	7.69%	52
Vote by Mail	666	56.39%	515	43.61%	1,181
Canvass	6	85.71%	1	14.29%	7
Total	720	58.06%	520	41.94%	1,240
0031484					
Election Day	30	81.08%	7	18.92%	37
Vote by Mail	569	61.12%	362	38.88%	931
Canvass	1	50.00%	1	50.00%	2
Total	600	61.86%	370	38.14%	970
0031546					
Election Day	22	75.86%	7	24.14%	29
Vote by Mail	341	48.10%	368	51.90%	709
Canvass	5	62.50%	3	37.50%	8
Total	368	49.33%	378	50.67%	746
0031631					
Election Day	27	87.10%	4	12.90%	31
Vote by Mail	531	59.07%	368	40.93%	899
Canvass	2	100.00%	0	0.00%	2
Total	560	60.09%	372	39.91%	932
0031662					
Election Day	64	84.21%	12	15.79%	76
Vote by Mail	658	59.71%	444	40.29%	1,102
Canvass	6	100.00%	0	0.00%	6
Total	728	61.49%	456	38.51%	1,184

Precinct	Times Cast	Registered Voters	Undervotes	Overvotes
0031765				
Election Day	24	1,214	0	0
Vote by Mail	652	1,214	9	0
Canvass	6	1,214	0	0
Total	682	1,214	9	0
0031839				
Election Day	70	1,912	1	0
Vote by Mail	1,324	1,912	14	0
Canvass	9	1,912	0	0
Total	1,403	1,912	15	0
0031947				
Election Day	62	1,618	1	0
Vote by Mail	1,086	1,618	16	0
Canvass	6	1,618	0	0
Total	1,154	1,618	17	0
0031958				
Election Day	66	1,672	0	0
Vote by Mail	1,188	1,672	12	0
Canvass	4	1,672	0	0
Total	1,258	1,672	12	0
0032101				
Election Day	60	1,282	0	0
Vote by Mail	900	1,282	5	0
Canvass	2	1,282	0	0
Total	962	1,282	5	0
0032206				
Election Day	85	1,641	0	0
Vote by Mail	1,172	1,641	12	0
Canvass	5	1,641	1	0
Total	1,262	1,641	13	0

Precinct	YES	NO	Total Votes
0031765			
Election Day	16 66.67%	8 33.33%	24
Vote by Mail	320 49.77%	323 50.23%	643
Canvass	5 83.33%	1 16.67%	6
Total	341 50.67%	332 49.33%	673
0031839			
Election Day	62 89.86%	7 10.14%	69
Vote by Mail	759 57.94%	551 42.06%	1,310
Canvass	8 88.89%	1 11.11%	9
Total	829 59.73%	559 40.27%	1,388
0031947			
Election Day	56 91.80%	5 8.20%	61
Vote by Mail	586 54.77%	484 45.23%	1,070
Canvass	5 83.33%	1 16.67%	6
Total	647 56.90%	490 43.10%	1,137
0031958			
Election Day	63 95.45%	3 4.55%	66
Vote by Mail	686 58.33%	490 41.67%	1,176
Canvass	4 100.00%	0 0.00%	4
Total	753 60.43%	493 39.57%	1,246
0032101			
Election Day	58 96.67%	2 3.33%	60
Vote by Mail	577 64.47%	318 35.53%	895
Canvass	2 100.00%	0 0.00%	2
Total	637 66.56%	320 33.44%	957
0032206			
Election Day	79 92.94%	6 7.06%	85
Vote by Mail	764 65.86%	396 34.14%	1,160
Canvass	3 75.00%	1 25.00%	4
Total	846 67.73%	403 32.27%	1,249

Precinct	Times Cast	Registered Voters	Undervotes	Overvotes
0032470				
Election Day	52	1,306	1	0
Vote by Mail	964	1,306	9	0
Canvass	7	1,306	0	0
Total	1,023	1,306	10	0
0032554				
Election Day	79	1,495	0	0
Vote by Mail	1,078	1,495	19	0
Canvass	5	1,495	0	0
Total	1,162	1,495	19	0
0032773				
Election Day	89	1,514	0	0
Vote by Mail	996	1,514	10	0
Canvass	3	1,514	0	0
Total	1,088	1,514	10	0
0032872				
Election Day	40	1,428	0	0
Vote by Mail	835	1,428	12	0
Canvass	5	1,428	0	0
Total	880	1,428	12	0
0033108				
Election Day	42	1,544	1	0
Vote by Mail	1,154	1,544	9	0
Canvass	5	1,544	0	0
Total	1,201	1,544	10	0
0033126				
Election Day	43	1,792	1	0
Vote by Mail	1,303	1,792	8	0
Canvass	4	1,792	1	0
Total	1,350	1,792	10	0

Precinct	YES	NO	Total Votes
0032470			
Election Day	49 96.08%	2 3.92%	51
Vote by Mail	600 62.83%	355 37.17%	955
Canvass	7 100.00%	0 0.00%	7
Total	656 64.76%	357 35.24%	1,013
0032554			
Election Day	73 92.41%	6 7.59%	79
Vote by Mail	688 64.97%	371 35.03%	1,059
Canvass	3 60.00%	2 40.00%	5
Total	764 66.84%	379 33.16%	1,143
0032773			
Election Day	78 87.64%	11 12.36%	89
Vote by Mail	590 59.84%	396 40.16%	986
Canvass	2 66.67%	1 33.33%	3
Total	670 62.15%	408 37.85%	1,078
0032872			
Election Day	39 97.50%	1 2.50%	40
Vote by Mail	447 54.31%	376 45.69%	823
Canvass	4 80.00%	1 20.00%	5
Total	490 56.45%	378 43.55%	868
0033108			
Election Day	35 85.37%	6 14.63%	41
Vote by Mail	653 57.03%	492 42.97%	1,145
Canvass	3 60.00%	2 40.00%	5
Total	691 58.02%	500 41.98%	1,191
0033126			
Election Day	31 73.81%	11 26.19%	42
Vote by Mail	703 54.29%	592 45.71%	1,295
Canvass	2 66.67%	1 33.33%	3
Total	736 54.93%	604 45.07%	1,340

Precinct	Times Cast	Registered Voters	Undervotes	Overvotes
0033227				
Election Day	53	1,806	0	0
Vote by Mail	1,407	1,806	21	0
Canvass	3	1,806	0	0
Total	1,463	1,806	21	0
0033431				
Election Day	41	1,150	0	0
Vote by Mail	836	1,150	8	0
Canvass	2	1,150	0	0
Total	879	1,150	8	0
0033529				
Election Day	36	1,239	0	0
Vote by Mail	906	1,239	6	0
Canvass	5	1,239	0	0
Total	947	1,239	6	0
0033713				
Election Day	55	1,328	0	0
Vote by Mail	1,027	1,328	5	0
Canvass	5	1,328	0	0
Total	1,087	1,328	5	0
0033859				
Election Day	48	1,749	0	0
Vote by Mail	1,396	1,749	11	0
Canvass	3	1,749	0	0
Total	1,447	1,749	11	0
0033942				
Election Day	52	1,512	0	0
Vote by Mail	1,035	1,512	6	0
Canvass	4	1,512	0	0
Total	1,091	1,512	6	0

Precinct	YES	NO	Total Votes
0033227			
Election Day	46 86.79%	7 13.21%	53
Vote by Mail	726 52.38%	660 47.62%	1,386
Canvass	3 100.00%	0 0.00%	3
Total	775 53.74%	667 46.26%	1,442
0033431			
Election Day	39 95.12%	2 4.88%	41
Vote by Mail	431 52.05%	397 47.95%	828
Canvass	1 50.00%	1 50.00%	2
Total	471 54.08%	400 45.92%	871
0033529			
Election Day	26 72.22%	10 27.78%	36
Vote by Mail	458 50.89%	442 49.11%	900
Canvass	2 40.00%	3 60.00%	5
Total	486 51.65%	455 48.35%	941
0033713			
Election Day	49 89.09%	6 10.91%	55
Vote by Mail	561 54.89%	461 45.11%	1,022
Canvass	2 40.00%	3 60.00%	5
Total	612 56.56%	470 43.44%	1,082
0033859			
Election Day	46 95.83%	2 4.17%	48
Vote by Mail	734 53.00%	651 47.00%	1,385
Canvass	3 100.00%	0 0.00%	3
Total	783 54.53%	653 45.47%	1,436
0033942			
Election Day	43 82.69%	9 17.31%	52
Vote by Mail	466 45.29%	563 54.71%	1,029
Canvass	3 75.00%	1 25.00%	4
Total	512 47.19%	573 52.81%	1,085

Precinct	Times Cast	Registered Voters	Undervotes	Overvotes
0034009				
Election Day	51	1,618	0	0
Vote by Mail	1,102	1,618	11	0
Canvass	10	1,618	0	0
Total	1,163	1,618	11	0
0034064				
Election Day	51	1,861	1	0
Vote by Mail	1,169	1,861	9	0
Canvass	3	1,861	0	0
Total	1,223	1,861	10	0
0034225				
Election Day	32	1,836	0	0
Vote by Mail	997	1,836	9	0
Canvass	8	1,836	0	0
Total	1,037	1,836	9	0
0034322				
Election Day	31	1,808	0	0
Vote by Mail	1,261	1,808	12	0
Canvass	8	1,808	0	0
Total	1,300	1,808	12	0
0034410				
Election Day	40	1,763	0	0
Vote by Mail	1,228	1,763	17	0
Canvass	4	1,763	0	0
Total	1,272	1,763	17	0
0034600				
Election Day	31	1,447	0	0
Vote by Mail	1,084	1,447	10	0
Canvass	5	1,447	0	0
Total	1,120	1,447	10	0

Precinct	YES	NO	Total Votes
0034009			
Election Day	43 84.31%	8 15.69%	51
Vote by Mail	600 55.00%	491 45.00%	1,091
Canvass	6 60.00%	4 40.00%	10
Total	649 56.34%	503 43.66%	1,152
0034064			
Election Day	43 86.00%	7 14.00%	50
Vote by Mail	524 45.17%	636 54.83%	1,160
Canvass	3 100.00%	0 0.00%	3
Total	570 46.99%	643 53.01%	1,213
0034225			
Election Day	25 78.13%	7 21.88%	32
Vote by Mail	370 37.45%	618 62.55%	988
Canvass	7 87.50%	1 12.50%	8
Total	402 39.11%	626 60.89%	1,028
0034322			
Election Day	30 96.77%	1 3.23%	31
Vote by Mail	663 53.08%	586 46.92%	1,249
Canvass	2 25.00%	6 75.00%	8
Total	695 53.96%	593 46.04%	1,288
0034410			
Election Day	31 77.50%	9 22.50%	40
Vote by Mail	645 53.26%	566 46.74%	1,211
Canvass	4 100.00%	0 0.00%	4
Total	680 54.18%	575 45.82%	1,255
0034600			
Election Day	27 87.10%	4 12.90%	31
Vote by Mail	557 51.86%	517 48.14%	1,074
Canvass	3 60.00%	2 40.00%	5
Total	587 52.88%	523 47.12%	1,110

Precinct	Times Cast	Registered Voters	Undervotes	Overvotes
0034639				
Election Day	55	1,679	1	0
Vote by Mail	1,088	1,679	13	0
Canvass	14	1,679	1	0
Total	1,157	1,679	15	0
0034726				
Election Day	57	1,820	0	0
Vote by Mail	1,288	1,820	10	0
Canvass	5	1,820	0	0
Total	1,350	1,820	10	0
0034871				
Election Day	40	1,719	1	0
Vote by Mail	1,333	1,719	16	0
Canvass	1	1,719	0	0
Total	1,374	1,719	17	0
0035127				
Election Day	79	1,313	0	0
Vote by Mail	900	1,313	18	0
Canvass	2	1,313	0	0
Total	981	1,313	18	0
0035181				
Election Day	65	1,376	0	0
Vote by Mail	938	1,376	9	0
Canvass	6	1,376	0	0
Total	1,009	1,376	9	0
0035224				
Election Day	77	1,571	0	0
Vote by Mail	1,004	1,571	10	0
Canvass	2	1,571	0	0
Total	1,083	1,571	10	0

Precinct	YES		NO		Total Votes
0034639					
Election Day	40	74.07%	14	25.93%	54
Vote by Mail	564	52.47%	511	47.53%	1,075
Canvass	6	46.15%	7	53.85%	13
Total	610	53.42%	532	46.58%	1,142
0034726					
Election Day	49	85.96%	8	14.04%	57
Vote by Mail	638	49.92%	640	50.08%	1,278
Canvass	1	20.00%	4	80.00%	5
Total	688	51.34%	652	48.66%	1,340
0034871					
Election Day	31	79.49%	8	20.51%	39
Vote by Mail	647	49.13%	670	50.87%	1,317
Canvass	0	0.00%	1	100.00%	1
Total	678	49.96%	679	50.04%	1,357
0035127					
Election Day	68	86.08%	11	13.92%	79
Vote by Mail	503	57.03%	379	42.97%	882
Canvass	2	100.00%	0	0.00%	2
Total	573	59.50%	390	40.50%	963
0035181					
Election Day	55	84.62%	10	15.38%	65
Vote by Mail	552	59.42%	377	40.58%	929
Canvass	3	50.00%	3	50.00%	6
Total	610	61.00%	390	39.00%	1,000
0035224					
Election Day	62	80.52%	15	19.48%	77
Vote by Mail	547	55.03%	447	44.97%	994
Canvass	2	100.00%	0	0.00%	2
Total	611	56.94%	462	43.06%	1,073

Precinct	Times Cast	Registered Voters	Undervotes	Overvotes
0035272				
Election Day	54	1,497	0	0
Vote by Mail	1,085	1,497	4	0
Canvass	5	1,497	0	0
Total	1,144	1,497	4	0
0035402				
Election Day	60	1,726	0	0
Vote by Mail	1,080	1,726	10	0
Canvass	17	1,726	0	0
Total	1,157	1,726	10	0
0035500				
Election Day	55	1,080	0	0
Vote by Mail	695	1,080	8	0
Canvass	4	1,080	0	0
Total	754	1,080	8	0
0035636				
Election Day	34	1,774	0	0
Vote by Mail	1,340	1,774	17	0
Canvass	3	1,774	0	0
Total	1,377	1,774	17	0
0035784				
Election Day	32	1,548	0	0
Vote by Mail	1,160	1,548	8	0
Canvass	4	1,548	0	0
Total	1,196	1,548	8	0
0035805				
Election Day	45	1,953	0	0
Vote by Mail	1,484	1,953	10	0
Canvass	5	1,953	0	0
Total	1,534	1,953	10	0

Precinct	YES	NO	Total Votes
0035272			
Election Day	45 83.33%	9 16.67%	54
Vote by Mail	558 51.62%	523 48.38%	1,081
Canvass	4 80.00%	1 20.00%	5
Total	607 53.25%	533 46.75%	1,140
0035402			
Election Day	55 91.67%	5 8.33%	60
Vote by Mail	640 59.81%	430 40.19%	1,070
Canvass	15 88.24%	2 11.76%	17
Total	710 61.90%	437 38.10%	1,147
0035500			
Election Day	50 90.91%	5 9.09%	55
Vote by Mail	345 50.22%	342 49.78%	687
Canvass	3 75.00%	1 25.00%	4
Total	398 53.35%	348 46.65%	746
0035636			
Election Day	30 88.24%	4 11.76%	34
Vote by Mail	654 49.43%	669 50.57%	1,323
Canvass	3 100.00%	0 0.00%	3
Total	687 50.51%	673 49.49%	1,360
0035784			
Election Day	27 84.38%	5 15.63%	32
Vote by Mail	599 52.00%	553 48.00%	1,152
Canvass	1 25.00%	3 75.00%	4
Total	627 52.78%	561 47.22%	1,188
0035805			
Election Day	36 80.00%	9 20.00%	45
Vote by Mail	738 50.07%	736 49.93%	1,474
Canvass	4 80.00%	1 20.00%	5
Total	778 51.05%	746 48.95%	1,524

Precinct	Times Cast	Registered Voters	Undervotes	Overvotes
0035852				
Election Day	29	1,656	0	0
Vote by Mail	1,280	1,656	10	0
Canvass	1	1,656	0	0
Total	1,310	1,656	10	0
0036005				
Election Day	84	1,821	0	0
Vote by Mail	1,216	1,821	19	0
Canvass	12	1,821	0	0
Total	1,312	1,821	19	0
0036104				
Election Day	60	1,950	0	0
Vote by Mail	1,318	1,950	6	0
Canvass	7	1,950	0	0
Total	1,385	1,950	6	0
0036176				
Election Day	88	1,745	0	0
Vote by Mail	1,015	1,745	16	0
Canvass	15	1,745	0	0
Total	1,118	1,745	16	0
0036274				
Election Day	77	1,709	0	0
Vote by Mail	1,154	1,709	6	0
Canvass	3	1,709	0	0
Total	1,234	1,709	6	0
0036407				
Election Day	52	1,891	0	0
Vote by Mail	1,276	1,891	11	0
Canvass	8	1,891	0	0
Total	1,336	1,891	11	0

Precinct	YES	NO	Total Votes
0035852			
Election Day	24 82.76%	5 17.24%	29
Vote by Mail	590 46.46%	680 53.54%	1,270
Canvass	1 100.00%	0 0.00%	1
Total	615 47.31%	685 52.69%	1,300
0036005			
Election Day	72 85.71%	12 14.29%	84
Vote by Mail	556 46.45%	641 53.55%	1,197
Canvass	5 41.67%	7 58.33%	12
Total	633 48.96%	660 51.04%	1,293
0036104			
Election Day	48 80.00%	12 20.00%	60
Vote by Mail	574 43.75%	738 56.25%	1,312
Canvass	1 14.29%	6 85.71%	7
Total	623 45.18%	756 54.82%	1,379
0036176			
Election Day	69 78.41%	19 21.59%	88
Vote by Mail	526 52.65%	473 47.35%	999
Canvass	13 86.67%	2 13.33%	15
Total	608 55.17%	494 44.83%	1,102
0036274			
Election Day	69 89.61%	8 10.39%	77
Vote by Mail	651 56.71%	497 43.29%	1,148
Canvass	2 66.67%	1 33.33%	3
Total	722 58.79%	506 41.21%	1,228
0036407			
Election Day	45 86.54%	7 13.46%	52
Vote by Mail	590 46.64%	675 53.36%	1,265
Canvass	7 87.50%	1 12.50%	8
Total	642 48.45%	683 51.55%	1,325

Precinct	Times Cast	Registered Voters	Undervotes	Overvotes
0036433				
Election Day	41	1,817	0	0
Vote by Mail	1,207	1,817	19	0
Canvass	14	1,817	0	0
Total	1,262	1,817	19	0
0036503				
Election Day	58	1,272	0	0
Vote by Mail	946	1,272	5	0
Canvass	4	1,272	0	0
Total	1,008	1,272	5	0
0036556				
Election Day	53	1,821	1	0
Vote by Mail	1,344	1,821	12	0
Canvass	4	1,821	0	0
Total	1,401	1,821	13	0
0036602				
Election Day	65	1,405	0	0
Vote by Mail	1,044	1,405	7	0
Canvass	2	1,405	0	0
Total	1,111	1,405	7	0
0036637				
Election Day	56	1,720	1	0
Vote by Mail	1,314	1,720	6	0
Canvass	3	1,720	0	0
Total	1,373	1,720	7	0
0036712				
Election Day	52	1,950	0	0
Vote by Mail	1,413	1,950	12	0
Canvass	5	1,950	0	0
Total	1,470	1,950	12	0

Precinct	YES		NO		Total Votes
0036433					
Election Day	29	70.73%	12	29.27%	41
Vote by Mail	492	41.41%	696	58.59%	1,188
Canvass	6	42.86%	8	57.14%	14
Total	527	42.40%	716	57.60%	1,243
0036503					
Election Day	51	87.93%	7	12.07%	58
Vote by Mail	510	54.20%	431	45.80%	941
Canvass	4	100.00%	0	0.00%	4
Total	565	56.33%	438	43.67%	1,003
0036556					
Election Day	46	88.46%	6	11.54%	52
Vote by Mail	624	46.85%	708	53.15%	1,332
Canvass	0	0.00%	4	100.00%	4
Total	670	48.27%	718	51.73%	1,388
0036602					
Election Day	55	84.62%	10	15.38%	65
Vote by Mail	531	51.21%	506	48.79%	1,037
Canvass	1	50.00%	1	50.00%	2
Total	587	53.17%	517	46.83%	1,104
0036637					
Election Day	46	83.64%	9	16.36%	55
Vote by Mail	650	49.69%	658	50.31%	1,308
Canvass	2	66.67%	1	33.33%	3
Total	698	51.10%	668	48.90%	1,366
0036712					
Election Day	44	84.62%	8	15.38%	52
Vote by Mail	630	44.97%	771	55.03%	1,401
Canvass	3	60.00%	2	40.00%	5
Total	677	46.43%	781	53.57%	1,458

Precinct	Times Cast	Registered Voters	Undervotes	Overvotes
0036844				
Election Day	61	1,752	0	0
Vote by Mail	1,116	1,752	11	0
Canvass	15	1,752	1	0
Total	1,192	1,752	12	0
0036895				
Election Day	45	1,764	0	0
Vote by Mail	1,272	1,764	7	0
Canvass	3	1,764	0	0
Total	1,320	1,764	7	0
0036962				
Election Day	41	1,456	0	0
Vote by Mail	1,071	1,456	1	0
Canvass	7	1,456	0	0
Total	1,119	1,456	1	0
0037138				
Election Day	44	1,373	0	0
Vote by Mail	922	1,373	11	0
Canvass	4	1,373	0	0
Total	970	1,373	11	0
0037241				
Election Day	42	1,667	0	0
Vote by Mail	1,133	1,667	9	0
Canvass	7	1,667	0	0
Total	1,182	1,667	9	0
0037296				
Election Day	25	1,650	0	0
Vote by Mail	1,200	1,650	11	0
Canvass	8	1,650	1	0
Total	1,233	1,650	12	0

Precinct	YES		NO		Total Votes
0036844					
Election Day	48	78.69%	13	21.31%	61
Vote by Mail	528	47.78%	577	52.22%	1,105
Canvass	7	50.00%	7	50.00%	14
Total	583	49.41%	597	50.59%	1,180
0036895					
Election Day	43	95.56%	2	4.44%	45
Vote by Mail	629	49.72%	636	50.28%	1,265
Canvass	0	0.00%	3	100.00%	3
Total	672	51.18%	641	48.82%	1,313
0036962					
Election Day	37	90.24%	4	9.76%	41
Vote by Mail	516	48.22%	554	51.78%	1,070
Canvass	5	71.43%	2	28.57%	7
Total	558	49.91%	560	50.09%	1,118
0037138					
Election Day	26	59.09%	18	40.91%	44
Vote by Mail	423	46.43%	488	53.57%	911
Canvass	3	75.00%	1	25.00%	4
Total	452	47.13%	507	52.87%	959
0037241					
Election Day	37	88.10%	5	11.90%	42
Vote by Mail	449	39.95%	675	60.05%	1,124
Canvass	2	28.57%	5	71.43%	7
Total	488	41.60%	685	58.40%	1,173
0037296					
Election Day	20	80.00%	5	20.00%	25
Vote by Mail	563	47.35%	626	52.65%	1,189
Canvass	5	71.43%	2	28.57%	7
Total	588	48.16%	633	51.84%	1,221

Precinct	Times Cast	Registered Voters	Undervotes	Overvotes
0037443				
Election Day	65	1,355	0	0
Vote by Mail	999	1,355	7	0
Canvass	8	1,355	0	0
Total	1,072	1,355	7	0
0038113				
Election Day	34	1,830	0	0
Vote by Mail	1,402	1,830	9	0
Canvass	8	1,830	0	0
Total	1,444	1,830	9	0
0039027				
Election Day	58	1,442	0	0
Vote by Mail	960	1,442	7	0
Canvass	4	1,442	0	0
Total	1,022	1,442	7	0
0039226				
Election Day	44	1,545	0	0
Vote by Mail	1,160	1,545	6	0
Canvass	4	1,545	0	0
Total	1,208	1,545	6	0
0039297				
Election Day	35	1,081	0	0
Vote by Mail	639	1,081	10	0
Canvass	5	1,081	0	0
Total	679	1,081	10	0
0039423				
Election Day	36	1,628	0	0
Vote by Mail	1,172	1,628	13	0
Canvass	4	1,628	0	0
Total	1,212	1,628	13	0

Precinct	YES	NO	Total Votes
0037443			
Election Day	50 76.92%	15 23.08%	65
Vote by Mail	436 43.95%	556 56.05%	992
Canvass	6 75.00%	2 25.00%	8
Total	492 46.20%	573 53.80%	1,065
0038113			
Election Day	27 79.41%	7 20.59%	34
Vote by Mail	700 50.25%	693 49.75%	1,393
Canvass	7 87.50%	1 12.50%	8
Total	734 51.15%	701 48.85%	1,435
0039027			
Election Day	42 72.41%	16 27.59%	58
Vote by Mail	390 40.92%	563 59.08%	953
Canvass	2 50.00%	2 50.00%	4
Total	434 42.76%	581 57.24%	1,015
0039226			
Election Day	35 79.55%	9 20.45%	44
Vote by Mail	561 48.61%	593 51.39%	1,154
Canvass	1 25.00%	3 75.00%	4
Total	597 49.67%	605 50.33%	1,202
0039297			
Election Day	26 74.29%	9 25.71%	35
Vote by Mail	264 41.97%	365 58.03%	629
Canvass	4 80.00%	1 20.00%	5
Total	294 43.95%	375 56.05%	669
0039423			
Election Day	25 69.44%	11 30.56%	36
Vote by Mail	506 43.66%	653 56.34%	1,159
Canvass	1 25.00%	3 75.00%	4
Total	532 44.37%	667 55.63%	1,199

Precinct	Times Cast	Registered Voters	Undervotes	Overvotes
0039536				
Election Day	44	1,531	0	0
Vote by Mail	1,058	1,531	13	0
Canvass	2	1,531	0	0
Total	1,104	1,531	13	0
0039582				
Election Day	47	1,518	0	0
Vote by Mail	1,113	1,518	10	0
Canvass	3	1,518	0	0
Total	1,163	1,518	10	0
0039779				
Election Day	72	1,585	0	0
Vote by Mail	1,015	1,585	4	0
Canvass	8	1,585	0	0
Total	1,095	1,585	4	0
0039967				
Election Day	51	1,385	0	0
Vote by Mail	906	1,385	6	0
Canvass	4	1,385	0	0
Total	961	1,385	6	0
0041017				
Election Day	35	1,513	0	0
Vote by Mail	896	1,513	14	1
Canvass	11	1,513	0	0
Total	942	1,513	14	1
0041028				
Election Day	8	666	0	0
Vote by Mail	152	666	2	0
Canvass	2	666	0	0
Total	162	666	2	0

Precinct	YES		NO		Total Votes
0039536					
Election Day	31	70.45%	13	29.55%	44
Vote by Mail	468	44.78%	577	55.22%	1,045
Canvass	1	50.00%	1	50.00%	2
Total	500	45.83%	591	54.17%	1,091
0039582					
Election Day	38	80.85%	9	19.15%	47
Vote by Mail	554	50.23%	549	49.77%	1,103
Canvass	2	66.67%	1	33.33%	3
Total	594	51.52%	559	48.48%	1,153
0039779					
Election Day	56	77.78%	16	22.22%	72
Vote by Mail	452	44.71%	559	55.29%	1,011
Canvass	7	87.50%	1	12.50%	8
Total	515	47.20%	576	52.80%	1,091
0039967					
Election Day	38	74.51%	13	25.49%	51
Vote by Mail	390	43.33%	510	56.67%	900
Canvass	2	50.00%	2	50.00%	4
Total	430	45.03%	525	54.97%	955
0041017					
Election Day	11	31.43%	24	68.57%	35
Vote by Mail	193	21.91%	688	78.09%	881
Canvass	3	27.27%	8	72.73%	11
Total	207	22.33%	720	77.67%	927
0041028					
Election Day	1	12.50%	7	87.50%	8
Vote by Mail	31	20.67%	119	79.33%	150
Canvass	1	50.00%	1	50.00%	2
Total	33	20.63%	127	79.38%	160

Precinct	Times Cast	Registered Voters	Undervotes	Overvotes
0041216				
Election Day	30	1,545	0	0
Vote by Mail	881	1,545	5	0
Canvass	14	1,545	0	0
Total	925	1,545	5	0
0041240				
Election Day	31	1,581	0	0
Vote by Mail	998	1,581	2	0
Canvass	14	1,581	0	0
Total	1,043	1,581	2	0
0041366				
Election Day	35	1,590	0	0
Vote by Mail	868	1,590	13	0
Canvass	19	1,590	0	0
Total	922	1,590	13	0
0041431				
Election Day	48	1,918	1	0
Vote by Mail	1,229	1,918	5	0
Canvass	21	1,918	0	0
Total	1,298	1,918	6	0
0041523				
Election Day	38	1,671	0	0
Vote by Mail	1,005	1,671	5	0
Canvass	23	1,671	0	0
Total	1,066	1,671	5	0
0041661				
Election Day	36	1,353	2	0
Vote by Mail	913	1,353	6	0
Canvass	6	1,353	0	0
Total	955	1,353	8	0

Precinct	YES	NO	Total Votes
0041216			
Election Day	9 30.00%	21 70.00%	30
Vote by Mail	111 12.67%	765 87.33%	876
Canvass	3 21.43%	11 78.57%	14
Total	123 13.37%	797 86.63%	920
0041240			
Election Day	10 32.26%	21 67.74%	31
Vote by Mail	135 13.55%	861 86.45%	996
Canvass	6 42.86%	8 57.14%	14
Total	151 14.51%	890 85.49%	1,041
0041366			
Election Day	12 34.29%	23 65.71%	35
Vote by Mail	181 21.17%	674 78.83%	855
Canvass	6 31.58%	13 68.42%	19
Total	199 21.89%	710 78.11%	909
0041431			
Election Day	8 17.02%	39 82.98%	47
Vote by Mail	189 15.44%	1,035 84.56%	1,224
Canvass	6 28.57%	15 71.43%	21
Total	203 15.71%	1,089 84.29%	1,292
0041523			
Election Day	10 26.32%	28 73.68%	38
Vote by Mail	131 13.10%	869 86.90%	1,000
Canvass	3 13.04%	20 86.96%	23
Total	144 13.57%	917 86.43%	1,061
0041661			
Election Day	13 38.24%	21 61.76%	34
Vote by Mail	112 12.35%	795 87.65%	907
Canvass	2 33.33%	4 66.67%	6
Total	127 13.41%	820 86.59%	947

Precinct	Times Cast	Registered Voters	Undervotes	Overvotes
0041673				
Election Day	33	1,316	0	0
Vote by Mail	845	1,316	1	0
Canvass	14	1,316	1	0
Total	892	1,316	2	0
0041711				
Election Day	46	1,843	0	0
Vote by Mail	1,205	1,843	12	0
Canvass	10	1,843	0	0
Total	1,261	1,843	12	0
0041769				
Election Day	42	1,469	0	0
Vote by Mail	884	1,469	3	0
Canvass	19	1,469	0	0
Total	945	1,469	3	0
0041818				
Election Day	43	1,456	0	0
Vote by Mail	845	1,456	3	0
Canvass	12	1,456	0	0
Total	900	1,456	3	0
0041877				
Election Day	52	1,479	0	0
Vote by Mail	865	1,479	3	0
Canvass	10	1,479	0	0
Total	927	1,479	3	0
0041976				
Election Day	34	1,751	0	0
Vote by Mail	1,171	1,751	3	0
Canvass	17	1,751	0	0
Total	1,222	1,751	3	0

Precinct	YES	NO	Total Votes
0041673			
Election Day	13 39.39%	20 60.61%	33
Vote by Mail	118 13.98%	726 86.02%	844
Canvass	2 15.38%	11 84.62%	13
Total	133 14.94%	757 85.06%	890
0041711			
Election Day	16 34.78%	30 65.22%	46
Vote by Mail	201 16.85%	992 83.15%	1,193
Canvass	1 10.00%	9 90.00%	10
Total	218 17.45%	1,031 82.55%	1,249
0041769			
Election Day	13 30.95%	29 69.05%	42
Vote by Mail	128 14.53%	753 85.47%	881
Canvass	4 21.05%	15 78.95%	19
Total	145 15.39%	797 84.61%	942
0041818			
Election Day	21 48.84%	22 51.16%	43
Vote by Mail	116 13.78%	726 86.22%	842
Canvass	3 25.00%	9 75.00%	12
Total	140 15.61%	757 84.39%	897
0041877			
Election Day	21 40.38%	31 59.62%	52
Vote by Mail	122 14.15%	740 85.85%	862
Canvass	3 30.00%	7 70.00%	10
Total	146 15.80%	778 84.20%	924
0041976			
Election Day	13 38.24%	21 61.76%	34
Vote by Mail	151 12.93%	1,017 87.07%	1,168
Canvass	3 17.65%	14 82.35%	17
Total	167 13.70%	1,052 86.30%	1,219

Precinct	Times Cast	Registered Voters	Undervotes	Overvotes
0042016				
Election Day	13	1,386	0	0
Vote by Mail	1,124	1,386	5	0
Canvass	3	1,386	0	0
Total	1,140	1,386	5	0
0042258				
Election Day	34	1,739	0	0
Vote by Mail	1,433	1,739	6	0
Canvass	6	1,739	0	0
Total	1,473	1,739	6	0
0042312				
Election Day	18	1,462	0	0
Vote by Mail	1,206	1,462	3	0
Canvass	4	1,462	0	0
Total	1,228	1,462	3	0
0042351				
Election Day	19	1,423	0	0
Vote by Mail	1,156	1,423	6	0
Canvass	6	1,423	0	0
Total	1,181	1,423	6	0
0042389				
Election Day	19	1,412	0	0
Vote by Mail	1,143	1,412	8	0
Canvass	3	1,412	0	0
Total	1,165	1,412	8	0
0042434				
Election Day	38	1,648	0	0
Vote by Mail	1,217	1,648	8	0
Canvass	7	1,648	0	0
Total	1,262	1,648	8	0

Precinct	YES	NO	Total Votes
0042016			
Election Day	5 38.46%	8 61.54%	13
Vote by Mail	233 20.82%	886 79.18%	1,119
Canvass	1 33.33%	2 66.67%	3
Total	239 21.06%	896 78.94%	1,135
0042258			
Election Day	18 52.94%	16 47.06%	34
Vote by Mail	301 21.09%	1,126 78.91%	1,427
Canvass	1 16.67%	5 83.33%	6
Total	320 21.81%	1,147 78.19%	1,467
0042312			
Election Day	11 61.11%	7 38.89%	18
Vote by Mail	258 21.45%	945 78.55%	1,203
Canvass	0 0.00%	4 100.00%	4
Total	269 21.96%	956 78.04%	1,225
0042351			
Election Day	9 47.37%	10 52.63%	19
Vote by Mail	287 24.96%	863 75.04%	1,150
Canvass	3 50.00%	3 50.00%	6
Total	299 25.45%	876 74.55%	1,175
0042389			
Election Day	8 42.11%	11 57.89%	19
Vote by Mail	248 21.85%	887 78.15%	1,135
Canvass	1 33.33%	2 66.67%	3
Total	257 22.21%	900 77.79%	1,157
0042434			
Election Day	17 44.74%	21 55.26%	38
Vote by Mail	220 18.20%	989 81.80%	1,209
Canvass	1 14.29%	6 85.71%	7
Total	238 18.98%	1,016 81.02%	1,254

Precinct	Times Cast	Registered Voters	Undervotes	Overvotes
0042481				
Election Day	21	1,586	0	0
Vote by Mail	1,246	1,586	5	0
Canvass	6	1,586	0	0
Total	1,273	1,586	5	0
0042509				
Election Day	23	1,530	0	0
Vote by Mail	1,232	1,530	9	0
Canvass	0	1,530	0	0
Total	1,255	1,530	9	0
0042636				
Election Day	17	1,309	0	0
Vote by Mail	1,037	1,309	5	0
Canvass	1	1,309	0	0
Total	1,055	1,309	5	0
0042707				
Election Day	30	1,322	0	0
Vote by Mail	716	1,322	8	0
Canvass	47	1,322	0	0
Total	793	1,322	8	0
0042854				
Election Day	31	1,733	0	0
Vote by Mail	1,154	1,733	2	0
Canvass	14	1,733	0	0
Total	1,199	1,733	2	0
0042911				
Election Day	29	1,415	0	0
Vote by Mail	1,073	1,415	3	0
Canvass	3	1,415	0	0
Total	1,105	1,415	3	0

Precinct	YES	NO	Total Votes
0042481			
Election Day	14 66.67%	7 33.33%	21
Vote by Mail	260 20.95%	981 79.05%	1,241
Canvass	0 0.00%	6 100.00%	6
Total	274 21.61%	994 78.39%	1,268
0042509			
Election Day	20 86.96%	3 13.04%	23
Vote by Mail	441 36.06%	782 63.94%	1,223
Canvass	0	0	0
Total	461 37.00%	785 63.00%	1,246
0042636			
Election Day	12 70.59%	5 29.41%	17
Vote by Mail	240 23.26%	792 76.74%	1,032
Canvass	1 100.00%	0 0.00%	1
Total	253 24.10%	797 75.90%	1,050
0042707			
Election Day	6 20.00%	24 80.00%	30
Vote by Mail	175 24.72%	533 75.28%	708
Canvass	14 29.79%	33 70.21%	47
Total	195 24.84%	590 75.16%	785
0042854			
Election Day	13 41.94%	18 58.06%	31
Vote by Mail	154 13.37%	998 86.63%	1,152
Canvass	4 28.57%	10 71.43%	14
Total	171 14.29%	1,026 85.71%	1,197
0042911			
Election Day	9 31.03%	20 68.97%	29
Vote by Mail	200 18.69%	870 81.31%	1,070
Canvass	2 66.67%	1 33.33%	3
Total	211 19.15%	891 80.85%	1,102

Precinct	Times Cast	Registered Voters	Undervotes	Overvotes
0042960				
Election Day	29	1,842	0	0
Vote by Mail	1,306	1,842	17	0
Canvass	5	1,842	0	0
Total	1,340	1,842	17	0
0043033				
Election Day	0	0	0	0
Vote by Mail	0	0	0	0
Canvass	0	0	0	0
Total	0	0	0	0
0043148				
Election Day	30	1,479	0	0
Vote by Mail	1,186	1,479	6	0
Canvass	10	1,479	0	0
Total	1,226	1,479	6	0
0043242				
Election Day	20	1,277	0	0
Vote by Mail	1,063	1,277	4	0
Canvass	4	1,277	0	0
Total	1,087	1,277	4	0
0043377				
Election Day	33	1,354	0	0
Vote by Mail	524	1,354	4	0
Canvass	66	1,354	1	0
Total	623	1,354	5	0
0043400				
Election Day	34	1,716	0	0
Vote by Mail	1,224	1,716	13	0
Canvass	9	1,716	1	0
Total	1,267	1,716	14	0

Precinct	YES	NO	Total Votes
0042960			
Election Day	16 55.17%	13 44.83%	29
Vote by Mail	308 23.89%	981 76.11%	1,289
Canvass	2 40.00%	3 60.00%	5
Total	326 24.64%	997 75.36%	1,323
0043033			
Election Day	0	0	0
Vote by Mail	0	0	0
Canvass	0	0	0
Total	0	0	0
0043148			
Election Day	18 60.00%	12 40.00%	30
Vote by Mail	334 28.31%	846 71.69%	1,180
Canvass	3 30.00%	7 70.00%	10
Total	355 29.10%	865 70.90%	1,220
0043242			
Election Day	8 40.00%	12 60.00%	20
Vote by Mail	282 26.63%	777 73.37%	1,059
Canvass	0 0.00%	4 100.00%	4
Total	290 26.78%	793 73.22%	1,083
0043377			
Election Day	11 33.33%	22 66.67%	33
Vote by Mail	117 22.50%	403 77.50%	520
Canvass	11 16.92%	54 83.08%	65
Total	139 22.49%	479 77.51%	618
0043400			
Election Day	19 55.88%	15 44.12%	34
Vote by Mail	403 33.28%	808 66.72%	1,211
Canvass	3 37.50%	5 62.50%	8
Total	425 33.92%	828 66.08%	1,253

Precinct	Times Cast	Registered Voters	Undervotes	Overvotes
0043439				
Election Day	20	1,743	0	0
Vote by Mail	1,385	1,743	5	0
Canvass	18	1,743	1	0
Total	1,423	1,743	6	0
0043691				
Election Day	41	1,756	0	0
Vote by Mail	1,271	1,756	9	0
Canvass	8	1,756	0	0
Total	1,320	1,756	9	0
0043738				
Election Day	30	1,223	0	0
Vote by Mail	687	1,223	5	0
Canvass	7	1,223	0	0
Total	724	1,223	5	0
0043845				
Election Day	38	1,333	0	0
Vote by Mail	882	1,333	10	0
Canvass	10	1,333	1	0
Total	930	1,333	11	0
0043915				
Election Day	14	1,698	0	0
Vote by Mail	927	1,698	8	0
Canvass	17	1,698	0	0
Total	958	1,698	8	0
0044013				
Election Day	23	1,632	0	0
Vote by Mail	886	1,632	7	0
Canvass	7	1,632	0	0
Total	916	1,632	7	0

Precinct	YES	NO	Total Votes
0043439			
Election Day	9 45.00%	11 55.00%	20
Vote by Mail	359 26.01%	1,021 73.99%	1,380
Canvass	3 17.65%	14 82.35%	17
Total	371 26.18%	1,046 73.82%	1,417
0043691			
Election Day	29 70.73%	12 29.27%	41
Vote by Mail	451 35.74%	811 64.26%	1,262
Canvass	3 37.50%	5 62.50%	8
Total	483 36.84%	828 63.16%	1,311
0043738			
Election Day	17 56.67%	13 43.33%	30
Vote by Mail	210 30.79%	472 69.21%	682
Canvass	2 28.57%	5 71.43%	7
Total	229 31.85%	490 68.15%	719
0043845			
Election Day	22 57.89%	16 42.11%	38
Vote by Mail	257 29.47%	615 70.53%	872
Canvass	3 33.33%	6 66.67%	9
Total	282 30.69%	637 69.31%	919
0043915			
Election Day	9 64.29%	5 35.71%	14
Vote by Mail	287 31.23%	632 68.77%	919
Canvass	2 11.76%	15 88.24%	17
Total	298 31.37%	652 68.63%	950
0044013			
Election Day	3 13.04%	20 86.96%	23
Vote by Mail	127 14.45%	752 85.55%	879
Canvass	1 14.29%	6 85.71%	7
Total	131 14.41%	778 85.59%	909

Precinct	Times Cast	Registered Voters	Undervotes	Overvotes
0044022				
Election Day	33	1,639	0	0
Vote by Mail	1,335	1,639	12	0
Canvass	5	1,639	0	0
Total	1,373	1,639	12	0
0044167				
Election Day	16	1,348	0	0
Vote by Mail	1,099	1,348	4	0
Canvass	2	1,348	0	0
Total	1,117	1,348	4	0
0044209				
Election Day	37	1,387	0	0
Vote by Mail	870	1,387	5	0
Canvass	9	1,387	0	0
Total	916	1,387	5	0
0044255				
Election Day	32	1,432	0	0
Vote by Mail	1,162	1,432	4	0
Canvass	7	1,432	0	0
Total	1,201	1,432	4	0
0044337				
Election Day	38	1,651	2	0
Vote by Mail	1,365	1,651	4	0
Canvass	6	1,651	0	0
Total	1,409	1,651	6	0
0044507				
Election Day	23	1,338	0	0
Vote by Mail	973	1,338	2	0
Canvass	5	1,338	1	0
Total	1,001	1,338	3	0

Precinct	YES		NO		Total Votes
0044022					
Election Day	18	54.55%	15	45.45%	33
Vote by Mail	282	21.32%	1,041	78.68%	1,323
Canvass	0	0.00%	5	100.00%	5
Total	300	22.04%	1,061	77.96%	1,361
0044167					
Election Day	8	50.00%	8	50.00%	16
Vote by Mail	172	15.71%	923	84.29%	1,095
Canvass	0	0.00%	2	100.00%	2
Total	180	16.17%	933	83.83%	1,113
0044209					
Election Day	13	35.14%	24	64.86%	37
Vote by Mail	125	14.45%	740	85.55%	865
Canvass	5	55.56%	4	44.44%	9
Total	143	15.70%	768	84.30%	911
0044255					
Election Day	12	37.50%	20	62.50%	32
Vote by Mail	139	12.00%	1,019	88.00%	1,158
Canvass	1	14.29%	6	85.71%	7
Total	152	12.70%	1,045	87.30%	1,197
0044337					
Election Day	12	33.33%	24	66.67%	36
Vote by Mail	196	14.40%	1,165	85.60%	1,361
Canvass	1	16.67%	5	83.33%	6
Total	209	14.90%	1,194	85.10%	1,403
0044507					
Election Day	5	21.74%	18	78.26%	23
Vote by Mail	182	18.74%	789	81.26%	971
Canvass	2	50.00%	2	50.00%	4
Total	189	18.94%	809	81.06%	998

Precinct	Times Cast	Registered Voters	Undervotes	Overvotes
0044520				
Election Day	16	1,594	0	0
Vote by Mail	1,343	1,594	7	0
Canvass	1	1,594	0	0
Total	1,360	1,594	7	0
0044562				
Election Day	29	1,490	0	0
Vote by Mail	1,259	1,490	11	0
Canvass	3	1,490	0	0
Total	1,291	1,490	11	0
0044601				
Election Day	26	1,658	0	0
Vote by Mail	1,208	1,658	9	1
Canvass	5	1,658	0	0
Total	1,239	1,658	9	1
0044650				
Election Day	16	1,625	1	0
Vote by Mail	1,316	1,625	9	0
Canvass	4	1,625	0	0
Total	1,336	1,625	10	0
0044706				
Election Day	24	1,674	0	0
Vote by Mail	1,331	1,674	8	0
Canvass	2	1,674	0	0
Total	1,357	1,674	8	0
0044757				
Election Day	16	1,365	0	0
Vote by Mail	896	1,365	5	0
Canvass	10	1,365	0	0
Total	922	1,365	5	0

Precinct	YES	NO	Total Votes
0044520			
Election Day	14 87.50%	2 12.50%	16
Vote by Mail	320 23.95%	1,016 76.05%	1,336
Canvass	1 100.00%	0 0.00%	1
Total	335 24.76%	1,018 75.24%	1,353
0044562			
Election Day	13 44.83%	16 55.17%	29
Vote by Mail	288 23.08%	960 76.92%	1,248
Canvass	0 0.00%	3 100.00%	3
Total	301 23.52%	979 76.48%	1,280
0044601			
Election Day	15 57.69%	11 42.31%	26
Vote by Mail	303 25.29%	895 74.71%	1,198
Canvass	2 40.00%	3 60.00%	5
Total	320 26.04%	909 73.96%	1,229
0044650			
Election Day	8 53.33%	7 46.67%	15
Vote by Mail	309 23.64%	998 76.36%	1,307
Canvass	2 50.00%	2 50.00%	4
Total	319 24.06%	1,007 75.94%	1,326
0044706			
Election Day	15 62.50%	9 37.50%	24
Vote by Mail	303 22.90%	1,020 77.10%	1,323
Canvass	1 50.00%	1 50.00%	2
Total	319 23.65%	1,030 76.35%	1,349
0044757			
Election Day	7 43.75%	9 56.25%	16
Vote by Mail	188 21.10%	703 78.90%	891
Canvass	4 40.00%	6 60.00%	10
Total	199 21.70%	718 78.30%	917

Precinct	Times Cast	Registered Voters	Undervotes	Overvotes
0044804				
Election Day	35	1,744	0	0
Vote by Mail	1,210	1,744	7	1
Canvass	14	1,744	0	0
Total	1,259	1,744	7	1
0044903				
Election Day	24	1,844	0	0
Vote by Mail	1,217	1,844	8	0
Canvass	5	1,844	0	0
Total	1,246	1,844	8	0
0045015				
Election Day	48	1,577	0	0
Vote by Mail	941	1,577	6	0
Canvass	14	1,577	0	0
Total	1,003	1,577	6	0
0045029				
Election Day	40	1,620	1	0
Vote by Mail	857	1,620	11	0
Canvass	13	1,620	0	0
Total	910	1,620	12	0
0045140				
Election Day	48	1,780	0	0
Vote by Mail	871	1,780	4	1
Canvass	12	1,780	0	0
Total	931	1,780	4	1
0045241				
Election Day	14	1,372	0	0
Vote by Mail	782	1,372	8	0
Canvass	2	1,372	0	0
Total	798	1,372	8	0

Precinct	YES		NO		Total Votes
0044804					
Election Day	23	65.71%	12	34.29%	35
Vote by Mail	242	20.13%	960	79.87%	1,202
Canvass	4	28.57%	10	71.43%	14
Total	269	21.50%	982	78.50%	1,251
0044903					
Election Day	15	62.50%	9	37.50%	24
Vote by Mail	285	23.57%	924	76.43%	1,209
Canvass	0	0.00%	5	100.00%	5
Total	300	24.23%	938	75.77%	1,238
0045015					
Election Day	17	35.42%	31	64.58%	48
Vote by Mail	119	12.73%	816	87.27%	935
Canvass	2	14.29%	12	85.71%	14
Total	138	13.84%	859	86.16%	997
0045029					
Election Day	10	25.64%	29	74.36%	39
Vote by Mail	103	12.17%	743	87.83%	846
Canvass	2	15.38%	11	84.62%	13
Total	115	12.81%	783	87.19%	898
0045140					
Election Day	19	39.58%	29	60.42%	48
Vote by Mail	136	15.70%	730	84.30%	866
Canvass	3	25.00%	9	75.00%	12
Total	158	17.06%	768	82.94%	926
0045241					
Election Day	12	85.71%	2	14.29%	14
Vote by Mail	162	20.93%	612	79.07%	774
Canvass	0	0.00%	2	100.00%	2
Total	174	22.03%	616	77.97%	790

Precinct	Times Cast	Registered Voters	Undervotes	Overvotes
0045314				
Election Day	41	1,880	0	0
Vote by Mail	722	1,880	9	0
Canvass	14	1,880	0	0
Total	777	1,880	9	0
0045418				
Election Day	28	1,571	1	0
Vote by Mail	668	1,571	12	0
Canvass	8	1,571	0	0
Total	704	1,571	13	0
0045427				
Election Day	18	881	0	0
Vote by Mail	340	881	2	0
Canvass	1	881	0	0
Total	359	881	2	0
0045482				
Election Day	34	1,920	0	0
Vote by Mail	1,180	1,920	13	1
Canvass	7	1,920	0	0
Total	1,221	1,920	13	1
0045511				
Election Day	11	637	0	0
Vote by Mail	255	637	5	0
Canvass	0	637	0	0
Total	266	637	5	0
0045548				
Election Day	25	1,316	0	0
Vote by Mail	479	1,316	11	0
Canvass	5	1,316	0	0
Total	509	1,316	11	0

Precinct	YES	NO	Total Votes
0045314			
Election Day	18 43.90%	23 56.10%	41
Vote by Mail	139 19.50%	574 80.50%	713
Canvass	5 35.71%	9 64.29%	14
Total	162 21.09%	606 78.91%	768
0045418			
Election Day	16 59.26%	11 40.74%	27
Vote by Mail	163 24.85%	493 75.15%	656
Canvass	5 62.50%	3 37.50%	8
Total	184 26.63%	507 73.37%	691
0045427			
Election Day	11 61.11%	7 38.89%	18
Vote by Mail	68 20.12%	270 79.88%	338
Canvass	1 100.00%	0 0.00%	1
Total	80 22.41%	277 77.59%	357
0045482			
Election Day	19 55.88%	15 44.12%	34
Vote by Mail	240 20.58%	926 79.42%	1,166
Canvass	2 28.57%	5 71.43%	7
Total	261 21.62%	946 78.38%	1,207
0045511			
Election Day	11 100.00%	0 0.00%	11
Vote by Mail	46 18.40%	204 81.60%	250
Canvass	0	0	0
Total	57 21.84%	204 78.16%	261
0045548			
Election Day	11 44.00%	14 56.00%	25
Vote by Mail	115 24.57%	353 75.43%	468
Canvass	1 20.00%	4 80.00%	5
Total	127 25.50%	371 74.50%	498

Precinct	Times Cast	Registered Voters	Undervotes	Overvotes
0045624				
Election Day	23	1,601	1	0
Vote by Mail	672	1,601	7	0
Canvass	1	1,601	0	0
Total	696	1,601	8	0
0045670				
Election Day	16	1,979	0	0
Vote by Mail	902	1,979	9	0
Canvass	6	1,979	0	0
Total	924	1,979	9	0
0045701				
Election Day	16	1,580	0	0
Vote by Mail	833	1,580	13	0
Canvass	8	1,580	0	0
Total	857	1,580	13	0
0045736				
Election Day	8	1,261	0	0
Vote by Mail	497	1,261	16	0
Canvass	1	1,261	0	0
Total	506	1,261	16	0
0045774				
Election Day	0	8	0	0
Vote by Mail	5	8	0	0
Canvass	1	8	0	0
Total	6	8	0	0
0045847				
Election Day	17	1,174	0	0
Vote by Mail	494	1,174	4	0
Canvass	1	1,174	0	0
Total	512	1,174	4	0

Precinct	YES	NO	Total Votes
0045624			
Election Day	12 54.55%	10 45.45%	22
Vote by Mail	199 29.92%	466 70.08%	665
Canvass	1 100.00%	0 0.00%	1
Total	212 30.81%	476 69.19%	688
0045670			
Election Day	3 18.75%	13 81.25%	16
Vote by Mail	239 26.76%	654 73.24%	893
Canvass	2 33.33%	4 66.67%	6
Total	244 26.67%	671 73.33%	915
0045701			
Election Day	8 50.00%	8 50.00%	16
Vote by Mail	214 26.10%	606 73.90%	820
Canvass	5 62.50%	3 37.50%	8
Total	227 26.90%	617 73.10%	844
0045736			
Election Day	5 62.50%	3 37.50%	8
Vote by Mail	136 28.27%	345 71.73%	481
Canvass	1 100.00%	0 0.00%	1
Total	142 28.98%	348 71.02%	490
0045774			
Election Day	0	0	0
Vote by Mail	5 100.00%	0 0.00%	5
Canvass	0 0.00%	1 100.00%	1
Total	5 83.33%	1 16.67%	6
0045847			
Election Day	10 58.82%	7 41.18%	17
Vote by Mail	92 18.78%	398 81.22%	490
Canvass	1 100.00%	0 0.00%	1
Total	103 20.28%	405 79.72%	508

Precinct	Times Cast	Registered Voters	Undervotes	Overvotes
0045908				
Election Day	6	1,252	0	0
Vote by Mail	577	1,252	4	0
Canvass	3	1,252	0	0
Total	586	1,252	4	0
0045931				
Election Day	4	1,460	0	0
Vote by Mail	652	1,460	7	0
Canvass	2	1,460	0	0
Total	658	1,460	7	0
0045997				
Election Day	14	1,903	0	0
Vote by Mail	758	1,903	21	0
Canvass	21	1,903	0	0
Total	793	1,903	21	0
0046014				
Election Day	22	1,560	0	0
Vote by Mail	1,132	1,560	9	0
Canvass	12	1,560	0	0
Total	1,166	1,560	9	0
0046098				
Election Day	29	1,762	1	0
Vote by Mail	1,264	1,762	6	0
Canvass	8	1,762	0	0
Total	1,301	1,762	7	0
0046289				
Election Day	19	1,700	0	0
Vote by Mail	1,009	1,700	6	0
Canvass	5	1,700	0	0
Total	1,033	1,700	6	0

Precinct	YES	NO	Total Votes
0045908			
Election Day	4 66.67%	2 33.33%	6
Vote by Mail	162 28.27%	411 71.73%	573
Canvass	0 0.00%	3 100.00%	3
Total	166 28.52%	416 71.48%	582
0045931			
Election Day	3 75.00%	1 25.00%	4
Vote by Mail	180 27.91%	465 72.09%	645
Canvass	0 0.00%	2 100.00%	2
Total	183 28.11%	468 71.89%	651
0045997			
Election Day	7 50.00%	7 50.00%	14
Vote by Mail	219 29.72%	518 70.28%	737
Canvass	15 71.43%	6 28.57%	21
Total	241 31.22%	531 68.78%	772
0046014			
Election Day	8 36.36%	14 63.64%	22
Vote by Mail	196 17.45%	927 82.55%	1,123
Canvass	3 25.00%	9 75.00%	12
Total	207 17.89%	950 82.11%	1,157
0046098			
Election Day	17 60.71%	11 39.29%	28
Vote by Mail	269 21.38%	989 78.62%	1,258
Canvass	2 25.00%	6 75.00%	8
Total	288 22.26%	1,006 77.74%	1,294
0046289			
Election Day	11 57.89%	8 42.11%	19
Vote by Mail	266 26.52%	737 73.48%	1,003
Canvass	0 0.00%	5 100.00%	5
Total	277 26.97%	750 73.03%	1,027

Precinct	Times Cast	Registered Voters	Undervotes	Overvotes
0046307				
Election Day	20	1,477	0	0
Vote by Mail	1,058	1,477	7	0
Canvass	7	1,477	0	0
Total	1,085	1,477	7	0
0046445				
Election Day	26	1,862	0	0
Vote by Mail	1,071	1,862	9	0
Canvass	4	1,862	0	0
Total	1,101	1,862	9	0
0046618				
Election Day	14	1,991	0	0
Vote by Mail	801	1,991	17	2
Canvass	5	1,991	0	0
Total	820	1,991	17	2
0046682				
Election Day	17	1,776	0	0
Vote by Mail	757	1,776	12	0
Canvass	4	1,776	0	0
Total	778	1,776	12	0
0046727				
Election Day	12	1,467	0	0
Vote by Mail	629	1,467	8	1
Canvass	1	1,467	0	0
Total	642	1,467	8	1
0046828				
Election Day	17	1,810	0	0
Vote by Mail	817	1,810	12	0
Canvass	3	1,810	0	0
Total	837	1,810	12	0

Precinct	YES	NO	Total Votes
0046307			
Election Day	13 65.00%	7 35.00%	20
Vote by Mail	260 24.74%	791 75.26%	1,051
Canvass	3 42.86%	4 57.14%	7
Total	276 25.60%	802 74.40%	1,078
0046445			
Election Day	15 57.69%	11 42.31%	26
Vote by Mail	291 27.40%	771 72.60%	1,062
Canvass	1 25.00%	3 75.00%	4
Total	307 28.11%	785 71.89%	1,092
0046618			
Election Day	9 64.29%	5 35.71%	14
Vote by Mail	247 31.59%	535 68.41%	782
Canvass	3 60.00%	2 40.00%	5
Total	259 32.33%	542 67.67%	801
0046682			
Election Day	8 47.06%	9 52.94%	17
Vote by Mail	166 22.28%	579 77.72%	745
Canvass	3 75.00%	1 25.00%	4
Total	177 23.11%	589 76.89%	766
0046727			
Election Day	7 58.33%	5 41.67%	12
Vote by Mail	145 23.39%	475 76.61%	620
Canvass	1 100.00%	0 0.00%	1
Total	153 24.17%	480 75.83%	633
0046828			
Election Day	14 82.35%	3 17.65%	17
Vote by Mail	240 29.81%	565 70.19%	805
Canvass	1 33.33%	2 66.67%	3
Total	255 30.91%	570 69.09%	825

Precinct	Times Cast	Registered Voters	Undervotes	Overvotes
0047018				
Election Day	21	1,381	0	0
Vote by Mail	847	1,381	4	0
Canvass	6	1,381	0	0
Total	874	1,381	4	0
0047051				
Election Day	22	1,653	0	0
Vote by Mail	1,156	1,653	11	1
Canvass	11	1,653	1	0
Total	1,189	1,653	12	1
0047116				
Election Day	22	1,645	0	0
Vote by Mail	1,285	1,645	5	0
Canvass	8	1,645	0	0
Total	1,315	1,645	5	0
0047154				
Election Day	36	1,506	0	0
Vote by Mail	1,075	1,506	10	0
Canvass	2	1,506	0	0
Total	1,113	1,506	10	0
0047187				
Election Day	47	1,715	0	0
Vote by Mail	1,225	1,715	2	0
Canvass	5	1,715	1	0
Total	1,277	1,715	3	0
0047199				
Election Day	26	1,340	0	0
Vote by Mail	884	1,340	10	0
Canvass	5	1,340	0	0
Total	915	1,340	10	0

Precinct	YES	NO	Total Votes
0047018			
Election Day	9 42.86%	12 57.14%	21
Vote by Mail	217 25.74%	626 74.26%	843
Canvass	4 66.67%	2 33.33%	6
Total	230 26.44%	640 73.56%	870
0047051			
Election Day	13 59.09%	9 40.91%	22
Vote by Mail	243 21.24%	901 78.76%	1,144
Canvass	4 40.00%	6 60.00%	10
Total	260 22.11%	916 77.89%	1,176
0047116			
Election Day	14 63.64%	8 36.36%	22
Vote by Mail	383 29.92%	897 70.08%	1,280
Canvass	3 37.50%	5 62.50%	8
Total	400 30.53%	910 69.47%	1,310
0047154			
Election Day	23 63.89%	13 36.11%	36
Vote by Mail	308 28.92%	757 71.08%	1,065
Canvass	0 0.00%	2 100.00%	2
Total	331 30.01%	772 69.99%	1,103
0047187			
Election Day	26 55.32%	21 44.68%	47
Vote by Mail	331 27.06%	892 72.94%	1,223
Canvass	0 0.00%	4 100.00%	4
Total	357 28.02%	917 71.98%	1,274
0047199			
Election Day	14 53.85%	12 46.15%	26
Vote by Mail	201 23.00%	673 77.00%	874
Canvass	2 40.00%	3 60.00%	5
Total	217 23.98%	688 76.02%	905

Precinct	Times Cast	Registered Voters	Undervotes	Overvotes
0047249				
Election Day	36	1,555	0	0
Vote by Mail	1,129	1,555	9	0
Canvass	4	1,555	0	0
Total	1,169	1,555	9	0
0047348				
Election Day	24	1,449	0	0
Vote by Mail	1,070	1,449	3	0
Canvass	4	1,449	0	0
Total	1,098	1,449	3	0
0047370				
Election Day	35	1,735	0	0
Vote by Mail	1,281	1,735	10	0
Canvass	3	1,735	0	0
Total	1,319	1,735	10	0
0047411				
Election Day	39	1,525	0	0
Vote by Mail	1,116	1,525	9	0
Canvass	5	1,525	0	0
Total	1,160	1,525	9	0
0047515				
Election Day	19	1,664	0	0
Vote by Mail	1,175	1,664	12	0
Canvass	5	1,664	1	0
Total	1,199	1,664	13	0
0047530				
Election Day	33	1,519	0	0
Vote by Mail	896	1,519	3	0
Canvass	5	1,519	0	0
Total	934	1,519	3	0

Precinct	YES	NO	Total Votes
0047249			
Election Day	28 77.78%	8 22.22%	36
Vote by Mail	289 25.80%	831 74.20%	1,120
Canvass	0 0.00%	4 100.00%	4
Total	317 27.33%	843 72.67%	1,160
0047348			
Election Day	7 29.17%	17 70.83%	24
Vote by Mail	269 25.21%	798 74.79%	1,067
Canvass	1 25.00%	3 75.00%	4
Total	277 25.30%	818 74.70%	1,095
0047370			
Election Day	20 57.14%	15 42.86%	35
Vote by Mail	298 23.45%	973 76.55%	1,271
Canvass	3 100.00%	0 0.00%	3
Total	321 24.52%	988 75.48%	1,309
0047411			
Election Day	18 46.15%	21 53.85%	39
Vote by Mail	246 22.22%	861 77.78%	1,107
Canvass	1 20.00%	4 80.00%	5
Total	265 23.02%	886 76.98%	1,151
0047515			
Election Day	12 63.16%	7 36.84%	19
Vote by Mail	292 25.11%	871 74.89%	1,163
Canvass	1 25.00%	3 75.00%	4
Total	305 25.72%	881 74.28%	1,186
0047530			
Election Day	16 48.48%	17 51.52%	33
Vote by Mail	211 23.63%	682 76.37%	893
Canvass	3 60.00%	2 40.00%	5
Total	230 24.70%	701 75.30%	931

Precinct	Times Cast	Registered Voters	Undervotes	Overvotes
0047563				
Election Day	24	1,649	0	0
Vote by Mail	1,113	1,649	11	1
Canvass	1	1,649	0	0
Total	1,138	1,649	11	1
0047619				
Election Day	35	1,544	0	0
Vote by Mail	1,093	1,544	7	0
Canvass	5	1,544	0	0
Total	1,133	1,544	7	0
0047628				
Election Day	18	1,177	0	0
Vote by Mail	838	1,177	2	0
Canvass	3	1,177	0	0
Total	859	1,177	2	0
0047724				
Election Day	29	1,465	1	0
Vote by Mail	1,117	1,465	11	0
Canvass	6	1,465	0	0
Total	1,152	1,465	12	0
0047760				
Election Day	21	1,476	1	0
Vote by Mail	1,140	1,476	7	0
Canvass	2	1,476	1	0
Total	1,163	1,476	9	0
0047833				
Election Day	39	1,486	0	0
Vote by Mail	1,082	1,486	10	0
Canvass	3	1,486	0	0
Total	1,124	1,486	10	0

Precinct	YES	NO	Total Votes
0047563			
Election Day	11 45.83%	13 54.17%	24
Vote by Mail	254 23.07%	847 76.93%	1,101
Canvass	0 0.00%	1 100.00%	1
Total	265 23.53%	861 76.47%	1,126
0047619			
Election Day	19 54.29%	16 45.71%	35
Vote by Mail	299 27.53%	787 72.47%	1,086
Canvass	3 60.00%	2 40.00%	5
Total	321 28.51%	805 71.49%	1,126
0047628			
Election Day	10 55.56%	8 44.44%	18
Vote by Mail	222 26.56%	614 73.44%	836
Canvass	2 66.67%	1 33.33%	3
Total	234 27.30%	623 72.70%	857
0047724			
Election Day	16 57.14%	12 42.86%	28
Vote by Mail	314 28.39%	792 71.61%	1,106
Canvass	5 83.33%	1 16.67%	6
Total	335 29.39%	805 70.61%	1,140
0047760			
Election Day	19 95.00%	1 5.00%	20
Vote by Mail	306 27.01%	827 72.99%	1,133
Canvass	0 0.00%	1 100.00%	1
Total	325 28.16%	829 71.84%	1,154
0047833			
Election Day	17 43.59%	22 56.41%	39
Vote by Mail	283 26.40%	789 73.60%	1,072
Canvass	2 66.67%	1 33.33%	3
Total	302 27.11%	812 72.89%	1,114

Precinct	Times Cast	Registered Voters	Undervotes	Overvotes
0047868				
Election Day	19	1,371	0	0
Vote by Mail	1,065	1,371	7	0
Canvass	2	1,371	0	0
Total	1,086	1,371	7	0
0047921				
Election Day	27	1,809	0	0
Vote by Mail	1,251	1,809	12	0
Canvass	7	1,809	0	0
Total	1,285	1,809	12	0
0048115				
Election Day	30	1,710	0	0
Vote by Mail	934	1,710	11	0
Canvass	9	1,710	0	0
Total	973	1,710	11	0
0048122				
Election Day	38	1,909	0	0
Vote by Mail	1,047	1,909	15	0
Canvass	8	1,909	1	0
Total	1,093	1,909	16	0
0048243				
Election Day	35	1,854	0	0
Vote by Mail	805	1,854	14	0
Canvass	9	1,854	0	0
Total	849	1,854	14	0
0048305				
Election Day	20	1,454	0	0
Vote by Mail	775	1,454	5	1
Canvass	2	1,454	0	0
Total	797	1,454	5	1

Precinct	YES	NO	Total Votes
0047868			
Election Day	11 57.89%	8 42.11%	19
Vote by Mail	235 22.21%	823 77.79%	1,058
Canvass	1 50.00%	1 50.00%	2
Total	247 22.89%	832 77.11%	1,079
0047921			
Election Day	17 62.96%	10 37.04%	27
Vote by Mail	340 27.44%	899 72.56%	1,239
Canvass	2 28.57%	5 71.43%	7
Total	359 28.20%	914 71.80%	1,273
0048115			
Election Day	20 66.67%	10 33.33%	30
Vote by Mail	271 29.36%	652 70.64%	923
Canvass	5 55.56%	4 44.44%	9
Total	296 30.77%	666 69.23%	962
0048122			
Election Day	15 39.47%	23 60.53%	38
Vote by Mail	228 22.09%	804 77.91%	1,032
Canvass	0 0.00%	7 100.00%	7
Total	243 22.56%	834 77.44%	1,077
0048243			
Election Day	11 31.43%	24 68.57%	35
Vote by Mail	182 23.01%	609 76.99%	791
Canvass	2 22.22%	7 77.78%	9
Total	195 23.35%	640 76.65%	835
0048305			
Election Day	10 50.00%	10 50.00%	20
Vote by Mail	186 24.19%	583 75.81%	769
Canvass	0 0.00%	2 100.00%	2
Total	196 24.78%	595 75.22%	791

Precinct	Times Cast	Registered Voters	Undervotes	Overvotes
0048320				
Election Day	20	1,261	0	0
Vote by Mail	605	1,261	8	0
Canvass	3	1,261	0	0
Total	628	1,261	8	0
0048396				
Election Day	13	1,723	0	0
Vote by Mail	848	1,723	12	0
Canvass	6	1,723	0	0
Total	867	1,723	12	0
0048447				
Election Day	17	1,606	0	0
Vote by Mail	687	1,606	8	0
Canvass	5	1,606	0	0
Total	709	1,606	8	0
0048475				
Election Day	21	1,570	0	0
Vote by Mail	629	1,570	10	0
Canvass	3	1,570	0	0
Total	653	1,570	10	0
0048524				
Election Day	22	1,312	1	0
Vote by Mail	541	1,312	12	0
Canvass	7	1,312	0	0
Total	570	1,312	13	0
0048579				
Election Day	14	1,634	0	0
Vote by Mail	597	1,634	11	0
Canvass	5	1,634	0	0
Total	616	1,634	11	0

Precinct	YES		NO		Total Votes
0048320					
Election Day	6	30.00%	14	70.00%	20
Vote by Mail	108	18.09%	489	81.91%	597
Canvass	0	0.00%	3	100.00%	3
Total	114	18.39%	506	81.61%	620
0048396					
Election Day	2	15.38%	11	84.62%	13
Vote by Mail	162	19.38%	674	80.62%	836
Canvass	3	50.00%	3	50.00%	6
Total	167	19.53%	688	80.47%	855
0048447					
Election Day	5	29.41%	12	70.59%	17
Vote by Mail	125	18.41%	554	81.59%	679
Canvass	3	60.00%	2	40.00%	5
Total	133	18.97%	568	81.03%	701
0048475					
Election Day	9	42.86%	12	57.14%	21
Vote by Mail	108	17.45%	511	82.55%	619
Canvass	1	33.33%	2	66.67%	3
Total	118	18.35%	525	81.65%	643
0048524					
Election Day	12	57.14%	9	42.86%	21
Vote by Mail	120	22.68%	409	77.32%	529
Canvass	4	57.14%	3	42.86%	7
Total	136	24.42%	421	75.58%	557
0048579					
Election Day	3	21.43%	11	78.57%	14
Vote by Mail	101	17.24%	485	82.76%	586
Canvass	0	0.00%	5	100.00%	5
Total	104	17.19%	501	82.81%	605

Precinct	Times Cast	Registered Voters	Undervotes	Overvotes
0048602				
Election Day	9	1,359	0	0
Vote by Mail	559	1,359	11	0
Canvass	3	1,359	1	0
Total	571	1,359	12	0
0048637				
Election Day	25	1,460	0	1
Vote by Mail	585	1,460	12	0
Canvass	6	1,460	0	0
Total	616	1,460	12	1
0048689				
Election Day	0	0	0	0
Vote by Mail	0	0	0	0
Canvass	0	0	0	0
Total	0	0	0	0
0048703				
Election Day	21	1,707	0	0
Vote by Mail	683	1,707	16	0
Canvass	4	1,707	0	0
Total	708	1,707	16	0
0048728				
Election Day	20	1,437	0	0
Vote by Mail	682	1,437	9	0
Canvass	2	1,437	1	0
Total	704	1,437	10	0
0048906				
Election Day	44	1,943	0	0
Vote by Mail	889	1,943	10	1
Canvass	2	1,943	0	0
Total	935	1,943	10	1

Precinct	YES	NO	Total Votes
0048602			
Election Day	5 55.56%	4 44.44%	9
Vote by Mail	113 20.62%	435 79.38%	548
Canvass	0 0.00%	2 100.00%	2
Total	118 21.11%	441 78.89%	559
0048637			
Election Day	7 29.17%	17 70.83%	24
Vote by Mail	124 21.64%	449 78.36%	573
Canvass	2 33.33%	4 66.67%	6
Total	133 22.06%	470 77.94%	603
0048689			
Election Day	0	0	0
Vote by Mail	0	0	0
Canvass	0	0	0
Total	0	0	0
0048703			
Election Day	8 38.10%	13 61.90%	21
Vote by Mail	150 22.49%	517 77.51%	667
Canvass	2 50.00%	2 50.00%	4
Total	160 23.12%	532 76.88%	692
0048728			
Election Day	14 70.00%	6 30.00%	20
Vote by Mail	150 22.29%	523 77.71%	673
Canvass	0 0.00%	1 100.00%	1
Total	164 23.63%	530 76.37%	694
0048906			
Election Day	18 40.91%	26 59.09%	44
Vote by Mail	202 23.01%	676 76.99%	878
Canvass	1 50.00%	1 50.00%	2
Total	221 23.92%	703 76.08%	924

Precinct	Times Cast	Registered Voters	Undervotes	Overvotes
0048930				
Election Day	19	1,429	0	0
Vote by Mail	715	1,429	15	0
Canvass	6	1,429	0	0
Total	740	1,429	15	0
0049006				
Election Day	25	1,277	0	0
Vote by Mail	674	1,277	3	0
Canvass	3	1,277	0	0
Total	702	1,277	3	0
0049052				
Election Day	22	1,302	0	0
Vote by Mail	648	1,302	11	0
Canvass	5	1,302	0	0
Total	675	1,302	11	0
0049162				
Election Day	17	1,416	0	0
Vote by Mail	644	1,416	8	0
Canvass	1	1,416	0	0
Total	662	1,416	8	0
0049208				
Election Day	20	1,595	0	0
Vote by Mail	698	1,595	8	0
Canvass	5	1,595	0	0
Total	723	1,595	8	0
0049250				
Election Day	21	1,682	0	0
Vote by Mail	749	1,682	11	0
Canvass	1	1,682	0	0
Total	771	1,682	11	0

Precinct	YES	NO	Total Votes
0048930			
Election Day	5 26.32%	14 73.68%	19
Vote by Mail	159 22.71%	541 77.29%	700
Canvass	2 33.33%	4 66.67%	6
Total	166 22.90%	559 77.10%	725
0049006			
Election Day	9 36.00%	16 64.00%	25
Vote by Mail	176 26.23%	495 73.77%	671
Canvass	1 33.33%	2 66.67%	3
Total	186 26.61%	513 73.39%	699
0049052			
Election Day	10 45.45%	12 54.55%	22
Vote by Mail	183 28.73%	454 71.27%	637
Canvass	2 40.00%	3 60.00%	5
Total	195 29.37%	469 70.63%	664
0049162			
Election Day	14 82.35%	3 17.65%	17
Vote by Mail	218 34.28%	418 65.72%	636
Canvass	1 100.00%	0 0.00%	1
Total	233 35.63%	421 64.37%	654
0049208			
Election Day	9 45.00%	11 55.00%	20
Vote by Mail	192 27.83%	498 72.17%	690
Canvass	1 20.00%	4 80.00%	5
Total	202 28.25%	513 71.75%	715
0049250			
Election Day	10 47.62%	11 52.38%	21
Vote by Mail	171 23.17%	567 76.83%	738
Canvass	1 100.00%	0 0.00%	1
Total	182 23.95%	578 76.05%	760

Precinct	Times Cast	Registered Voters	Undervotes	Overvotes
0049263				
Election Day	39	1,717	0	0
Vote by Mail	886	1,717	9	0
Canvass	6	1,717	0	0
Total	931	1,717	9	0
0049304				
Election Day	35	1,683	0	0
Vote by Mail	781	1,683	14	0
Canvass	8	1,683	0	0
Total	824	1,683	14	0
0049373				
Election Day	15	1,349	0	0
Vote by Mail	705	1,349	7	0
Canvass	5	1,349	0	0
Total	725	1,349	7	0
0049413				
Election Day	20	1,526	0	0
Vote by Mail	609	1,526	13	1
Canvass	2	1,526	0	0
Total	631	1,526	13	1
0049457				
Election Day	30	1,486	0	0
Vote by Mail	590	1,486	10	0
Canvass	5	1,486	0	0
Total	625	1,486	10	0
0049472				
Election Day	27	1,457	0	0
Vote by Mail	748	1,457	16	0
Canvass	4	1,457	0	0
Total	779	1,457	16	0

Precinct	YES		NO		Total Votes
0049263					
Election Day	17	43.59%	22	56.41%	39
Vote by Mail	236	26.91%	641	73.09%	877
Canvass	3	50.00%	3	50.00%	6
Total	256	27.77%	666	72.23%	922
0049304					
Election Day	13	37.14%	22	62.86%	35
Vote by Mail	152	19.82%	615	80.18%	767
Canvass	4	50.00%	4	50.00%	8
Total	169	20.86%	641	79.14%	810
0049373					
Election Day	4	26.67%	11	73.33%	15
Vote by Mail	164	23.50%	534	76.50%	698
Canvass	2	40.00%	3	60.00%	5
Total	170	23.68%	548	76.32%	718
0049413					
Election Day	9	45.00%	11	55.00%	20
Vote by Mail	117	19.66%	478	80.34%	595
Canvass	1	50.00%	1	50.00%	2
Total	127	20.58%	490	79.42%	617
0049457					
Election Day	9	30.00%	21	70.00%	30
Vote by Mail	136	23.45%	444	76.55%	580
Canvass	1	20.00%	4	80.00%	5
Total	146	23.74%	469	76.26%	615
0049472					
Election Day	17	62.96%	10	37.04%	27
Vote by Mail	185	25.27%	547	74.73%	732
Canvass	1	25.00%	3	75.00%	4
Total	203	26.61%	560	73.39%	763

Precinct	Times Cast	Registered Voters	Undervotes	Overvotes
0049503				
Election Day	31	1,876	0	0
Vote by Mail	859	1,876	13	0
Canvass	10	1,876	0	0
Total	900	1,876	13	0
0049596				
Election Day	33	1,602	0	0
Vote by Mail	819	1,602	13	0
Canvass	7	1,602	0	0
Total	859	1,602	13	0
0049610				
Election Day	50	1,602	0	0
Vote by Mail	743	1,602	7	0
Canvass	6	1,602	0	0
Total	799	1,602	7	0
0049629				
Election Day	33	1,623	0	0
Vote by Mail	661	1,623	14	0
Canvass	1	1,623	0	0
Total	695	1,623	14	0
0049732				
Election Day	19	1,534	0	0
Vote by Mail	848	1,534	8	0
Canvass	9	1,534	0	0
Total	876	1,534	8	0
0049740				
Election Day	39	1,760	1	0
Vote by Mail	886	1,760	6	1
Canvass	6	1,760	0	0
Total	931	1,760	7	1

Precinct	YES		NO		Total Votes
0049503					
Election Day	14	45.16%	17	54.84%	31
Vote by Mail	207	24.47%	639	75.53%	846
Canvass	1	10.00%	9	90.00%	10
Total	222	25.03%	665	74.97%	887
0049596					
Election Day	25	75.76%	8	24.24%	33
Vote by Mail	204	25.31%	602	74.69%	806
Canvass	1	14.29%	6	85.71%	7
Total	230	27.19%	616	72.81%	846
0049610					
Election Day	24	48.00%	26	52.00%	50
Vote by Mail	190	25.82%	546	74.18%	736
Canvass	3	50.00%	3	50.00%	6
Total	217	27.40%	575	72.60%	792
0049629					
Election Day	17	51.52%	16	48.48%	33
Vote by Mail	144	22.26%	503	77.74%	647
Canvass	0	0.00%	1	100.00%	1
Total	161	23.64%	520	76.36%	681
0049732					
Election Day	16	84.21%	3	15.79%	19
Vote by Mail	214	25.48%	626	74.52%	840
Canvass	2	22.22%	7	77.78%	9
Total	232	26.73%	636	73.27%	868
0049740					
Election Day	22	57.89%	16	42.11%	38
Vote by Mail	231	26.28%	648	73.72%	879
Canvass	4	66.67%	2	33.33%	6
Total	257	27.84%	666	72.16%	923

Precinct	Times Cast	Registered Voters	Undervotes	Overvotes
0049802				
Election Day	25	1,434	0	0
Vote by Mail	710	1,434	11	1
Canvass	7	1,434	0	0
Total	742	1,434	11	1
0049834				
Election Day	29	1,540	0	0
Vote by Mail	686	1,540	7	0
Canvass	11	1,540	0	0
Total	726	1,540	7	0
0049959				
Election Day	31	1,539	0	0
Vote by Mail	737	1,539	9	0
Canvass	4	1,539	0	0
Total	772	1,539	9	0
0049981				
Election Day	0	0	0	0
Vote by Mail	0	0	0	0
Canvass	0	0	0	0
Total	0	0	0	0
0051127				
Election Day	47	1,423	0	0
Vote by Mail	849	1,423	6	0
Canvass	9	1,423	0	0
Total	905	1,423	6	0
0051180				
Election Day	56	1,694	1	0
Vote by Mail	894	1,694	8	0
Canvass	7	1,694	0	0
Total	957	1,694	9	0

Precinct	YES	NO	Total Votes
0049802			
Election Day	11 44.00%	14 56.00%	25
Vote by Mail	146 20.92%	552 79.08%	698
Canvass	0 0.00%	7 100.00%	7
Total	157 21.51%	573 78.49%	730
0049834			
Election Day	16 55.17%	13 44.83%	29
Vote by Mail	172 25.33%	507 74.67%	679
Canvass	4 36.36%	7 63.64%	11
Total	192 26.70%	527 73.30%	719
0049959			
Election Day	16 51.61%	15 48.39%	31
Vote by Mail	193 26.51%	535 73.49%	728
Canvass	3 75.00%	1 25.00%	4
Total	212 27.79%	551 72.21%	763
0049981			
Election Day	0	0	0
Vote by Mail	0	0	0
Canvass	0	0	0
Total	0	0	0
0051127			
Election Day	24 51.06%	23 48.94%	47
Vote by Mail	289 34.28%	554 65.72%	843
Canvass	2 22.22%	7 77.78%	9
Total	315 35.04%	584 64.96%	899
0051180			
Election Day	33 60.00%	22 40.00%	55
Vote by Mail	281 31.72%	605 68.28%	886
Canvass	4 57.14%	3 42.86%	7
Total	318 33.54%	630 66.46%	948

Precinct	Times Cast	Registered Voters	Undervotes	Overvotes
0051317				
Election Day	52	1,351	0	0
Vote by Mail	898	1,351	8	1
Canvass	7	1,351	0	0
Total	957	1,351	8	1
0051438				
Election Day	33	1,607	0	0
Vote by Mail	1,192	1,607	10	0
Canvass	2	1,607	0	0
Total	1,227	1,607	10	0
0051565				
Election Day	53	1,892	0	0
Vote by Mail	976	1,892	13	0
Canvass	6	1,892	1	0
Total	1,035	1,892	14	0
0051646				
Election Day	52	1,575	0	0
Vote by Mail	882	1,575	14	0
Canvass	8	1,575	0	0
Total	942	1,575	14	0
0051753				
Election Day	59	1,767	0	0
Vote by Mail	1,163	1,767	9	0
Canvass	4	1,767	0	0
Total	1,226	1,767	9	0
0051794				
Election Day	46	1,579	0	0
Vote by Mail	1,084	1,579	7	0
Canvass	5	1,579	2	0
Total	1,135	1,579	9	0

Precinct	YES	NO	Total Votes
0051317			
Election Day	29 55.77%	23 44.23%	52
Vote by Mail	267 30.03%	622 69.97%	889
Canvass	2 28.57%	5 71.43%	7
Total	298 31.43%	650 68.57%	948
0051438			
Election Day	25 75.76%	8 24.24%	33
Vote by Mail	422 35.70%	760 64.30%	1,182
Canvass	1 50.00%	1 50.00%	2
Total	448 36.81%	769 63.19%	1,217
0051565			
Election Day	33 62.26%	20 37.74%	53
Vote by Mail	289 30.01%	674 69.99%	963
Canvass	4 80.00%	1 20.00%	5
Total	326 31.93%	695 68.07%	1,021
0051646			
Election Day	36 69.23%	16 30.77%	52
Vote by Mail	341 39.29%	527 60.71%	868
Canvass	7 87.50%	1 12.50%	8
Total	384 41.38%	544 58.62%	928
0051753			
Election Day	43 72.88%	16 27.12%	59
Vote by Mail	408 35.36%	746 64.64%	1,154
Canvass	1 25.00%	3 75.00%	4
Total	452 37.14%	765 62.86%	1,217
0051794			
Election Day	34 73.91%	12 26.09%	46
Vote by Mail	410 38.07%	667 61.93%	1,077
Canvass	2 66.67%	1 33.33%	3
Total	446 39.61%	680 60.39%	1,126

Precinct	Times Cast	Registered Voters	Undervotes	Overvotes
0051844				
Election Day	49	1,560	0	0
Vote by Mail	1,028	1,560	7	0
Canvass	11	1,560	0	0
Total	1,088	1,560	7	0
0051988				
Election Day	48	1,519	0	0
Vote by Mail	895	1,519	11	0
Canvass	2	1,519	0	0
Total	945	1,519	11	0
0052104				
Election Day	37	1,490	0	0
Vote by Mail	1,002	1,490	8	0
Canvass	5	1,490	0	0
Total	1,044	1,490	8	0
0052218				
Election Day	34	1,690	0	0
Vote by Mail	1,052	1,690	13	0
Canvass	7	1,690	0	0
Total	1,093	1,690	13	0
0052342				
Election Day	31	1,394	0	0
Vote by Mail	680	1,394	8	0
Canvass	7	1,394	0	0
Total	718	1,394	8	0
0052492				
Election Day	37	1,826	1	0
Vote by Mail	1,053	1,826	10	0
Canvass	4	1,826	0	0
Total	1,094	1,826	11	0

Precinct	YES		NO		Total Votes
0051844					
Election Day	38	77.55%	11	22.45%	49
Vote by Mail	439	43.00%	582	57.00%	1,021
Canvass	3	27.27%	8	72.73%	11
Total	480	44.40%	601	55.60%	1,081
0051988					
Election Day	35	72.92%	13	27.08%	48
Vote by Mail	381	43.10%	503	56.90%	884
Canvass	0	0.00%	2	100.00%	2
Total	416	44.54%	518	55.46%	934
0052104					
Election Day	25	67.57%	12	32.43%	37
Vote by Mail	426	42.86%	568	57.14%	994
Canvass	3	60.00%	2	40.00%	5
Total	454	43.82%	582	56.18%	1,036
0052218					
Election Day	27	79.41%	7	20.59%	34
Vote by Mail	444	42.73%	595	57.27%	1,039
Canvass	4	57.14%	3	42.86%	7
Total	475	43.98%	605	56.02%	1,080
0052342					
Election Day	27	87.10%	4	12.90%	31
Vote by Mail	248	36.90%	424	63.10%	672
Canvass	2	28.57%	5	71.43%	7
Total	277	39.01%	433	60.99%	710
0052492					
Election Day	27	75.00%	9	25.00%	36
Vote by Mail	440	42.19%	603	57.81%	1,043
Canvass	2	50.00%	2	50.00%	4
Total	469	43.31%	614	56.69%	1,083

Precinct	Times Cast	Registered Voters	Undervotes	Overvotes
0052516				
Election Day	40	1,878	0	0
Vote by Mail	919	1,878	16	0
Canvass	4	1,878	0	0
Total	963	1,878	16	0
0052627				
Election Day	58	1,918	0	0
Vote by Mail	1,148	1,918	13	1
Canvass	7	1,918	1	0
Total	1,213	1,918	14	1
0052723				
Election Day	54	1,719	0	0
Vote by Mail	994	1,719	8	0
Canvass	6	1,719	1	0
Total	1,054	1,719	9	0
0052737				
Election Day	47	1,881	0	0
Vote by Mail	983	1,881	8	0
Canvass	7	1,881	0	0
Total	1,037	1,881	8	0
0052868				
Election Day	23	1,564	0	0
Vote by Mail	854	1,564	13	0
Canvass	7	1,564	0	0
Total	884	1,564	13	0
0052957				
Election Day	38	1,605	0	0
Vote by Mail	1,003	1,605	4	1
Canvass	4	1,605	0	0
Total	1,045	1,605	4	1

Precinct	YES		NO		Total Votes
0052516					
Election Day	31	77.50%	9	22.50%	40
Vote by Mail	377	41.75%	526	58.25%	903
Canvass	2	50.00%	2	50.00%	4
Total	410	43.29%	537	56.71%	947
0052627					
Election Day	44	75.86%	14	24.14%	58
Vote by Mail	495	43.65%	639	56.35%	1,134
Canvass	5	83.33%	1	16.67%	6
Total	544	45.41%	654	54.59%	1,198
0052723					
Election Day	40	74.07%	14	25.93%	54
Vote by Mail	414	41.99%	572	58.01%	986
Canvass	5	100.00%	0	0.00%	5
Total	459	43.92%	586	56.08%	1,045
0052737					
Election Day	36	76.60%	11	23.40%	47
Vote by Mail	429	44.00%	546	56.00%	975
Canvass	4	57.14%	3	42.86%	7
Total	469	45.58%	560	54.42%	1,029
0052868					
Election Day	19	82.61%	4	17.39%	23
Vote by Mail	371	44.11%	470	55.89%	841
Canvass	6	85.71%	1	14.29%	7
Total	396	45.46%	475	54.54%	871
0052957					
Election Day	36	94.74%	2	5.26%	38
Vote by Mail	436	43.69%	562	56.31%	998
Canvass	1	25.00%	3	75.00%	4
Total	473	45.48%	567	54.52%	1,040

Precinct	Times Cast	Registered Voters	Undervotes	Overvotes
0053014				
Election Day	46	1,495	1	0
Vote by Mail	978	1,495	11	1
Canvass	3	1,495	0	0
Total	1,027	1,495	12	1
0053067				
Election Day	21	1,393	0	0
Vote by Mail	813	1,393	11	1
Canvass	7	1,393	0	0
Total	841	1,393	11	1
0053137				
Election Day	57	1,633	0	0
Vote by Mail	1,159	1,633	10	0
Canvass	2	1,633	0	0
Total	1,218	1,633	10	0
0053261				
Election Day	43	1,716	0	0
Vote by Mail	963	1,716	9	1
Canvass	6	1,716	1	0
Total	1,012	1,716	10	1
0053293				
Election Day	42	1,660	0	0
Vote by Mail	1,019	1,660	16	0
Canvass	4	1,660	0	0
Total	1,065	1,660	16	0
0053391				
Election Day	44	1,456	0	0
Vote by Mail	869	1,456	14	0
Canvass	1	1,456	0	0
Total	914	1,456	14	0

Precinct	YES	NO	Total Votes
0053014			
Election Day	43 95.56%	2 4.44%	45
Vote by Mail	485 50.21%	481 49.79%	966
Canvass	2 66.67%	1 33.33%	3
Total	530 52.27%	484 47.73%	1,014
0053067			
Election Day	18 85.71%	3 14.29%	21
Vote by Mail	339 42.32%	462 57.68%	801
Canvass	3 42.86%	4 57.14%	7
Total	360 43.43%	469 56.57%	829
0053137			
Election Day	51 89.47%	6 10.53%	57
Vote by Mail	551 47.95%	598 52.05%	1,149
Canvass	1 50.00%	1 50.00%	2
Total	603 49.92%	605 50.08%	1,208
0053261			
Election Day	34 79.07%	9 20.93%	43
Vote by Mail	452 47.43%	501 52.57%	953
Canvass	2 40.00%	3 60.00%	5
Total	488 48.75%	513 51.25%	1,001
0053293			
Election Day	26 61.90%	16 38.10%	42
Vote by Mail	420 41.87%	583 58.13%	1,003
Canvass	2 50.00%	2 50.00%	4
Total	448 42.71%	601 57.29%	1,049
0053391			
Election Day	33 75.00%	11 25.00%	44
Vote by Mail	438 51.23%	417 48.77%	855
Canvass	0 0.00%	1 100.00%	1
Total	471 52.33%	429 47.67%	900

Precinct	Times Cast	Registered Voters	Undervotes	Overvotes
0053404				
Election Day	54	1,575	0	0
Vote by Mail	888	1,575	12	0
Canvass	5	1,575	0	0
Total	947	1,575	12	0
0053526				
Election Day	29	1,455	0	0
Vote by Mail	719	1,455	10	0
Canvass	6	1,455	0	0
Total	754	1,455	10	0
0053594				
Election Day	32	1,559	1	0
Vote by Mail	813	1,559	8	0
Canvass	12	1,559	0	0
Total	857	1,559	9	0
0053610				
Election Day	30	1,418	0	0
Vote by Mail	613	1,418	11	0
Canvass	7	1,418	0	0
Total	650	1,418	11	0
0053657				
Election Day	31	1,249	0	0
Vote by Mail	528	1,249	11	0
Canvass	3	1,249	0	0
Total	562	1,249	11	0
0053903				
Election Day	36	1,456	0	0
Vote by Mail	929	1,456	5	0
Canvass	6	1,456	0	0
Total	971	1,456	5	0

Precinct	YES		NO		Total Votes
0053404					
Election Day	43	79.63%	11	20.37%	54
Vote by Mail	371	42.35%	505	57.65%	876
Canvass	1	20.00%	4	80.00%	5
Total	415	44.39%	520	55.61%	935
0053526					
Election Day	22	75.86%	7	24.14%	29
Vote by Mail	318	44.85%	391	55.15%	709
Canvass	4	66.67%	2	33.33%	6
Total	344	46.24%	400	53.76%	744
0053594					
Election Day	18	58.06%	13	41.94%	31
Vote by Mail	302	37.52%	503	62.48%	805
Canvass	6	50.00%	6	50.00%	12
Total	326	38.44%	522	61.56%	848
0053610					
Election Day	24	80.00%	6	20.00%	30
Vote by Mail	207	34.39%	395	65.61%	602
Canvass	5	71.43%	2	28.57%	7
Total	236	36.93%	403	63.07%	639
0053657					
Election Day	18	58.06%	13	41.94%	31
Vote by Mail	159	30.75%	358	69.25%	517
Canvass	1	33.33%	2	66.67%	3
Total	178	32.30%	373	67.70%	551
0053903					
Election Day	30	83.33%	6	16.67%	36
Vote by Mail	434	46.97%	490	53.03%	924
Canvass	4	66.67%	2	33.33%	6
Total	468	48.45%	498	51.55%	966

Precinct	Times Cast	Registered Voters	Undervotes	Overvotes
0053932				
Election Day	67	1,925	0	0
Vote by Mail	1,207	1,925	6	0
Canvass	4	1,925	0	0
Total	1,278	1,925	6	0
0054279				
Election Day	0	36	0	0
Vote by Mail	19	36	0	0
Canvass	0	36	0	0
Total	19	36	0	0
0054713				
Election Day	8	327	0	0
Vote by Mail	201	327	4	0
Canvass	1	327	0	0
Total	210	327	4	0
0055016				
Election Day	0	0	0	0
Vote by Mail	0	0	0	0
Canvass	0	0	0	0
Total	0	0	0	0
0055203				
Election Day	50	1,491	0	0
Vote by Mail	735	1,491	14	0
Canvass	6	1,491	0	0
Total	791	1,491	14	0
0055299				
Election Day	57	1,463	0	0
Vote by Mail	928	1,463	8	0
Canvass	6	1,463	0	0
Total	991	1,463	8	0

Precinct	YES	NO	Total Votes
0053932			
Election Day	56 83.58%	11 16.42%	67
Vote by Mail	546 45.46%	655 54.54%	1,201
Canvass	4 100.00%	0 0.00%	4
Total	606 47.64%	666 52.36%	1,272
0054279			
Election Day	0	0	0
Vote by Mail	13 68.42%	6 31.58%	19
Canvass	0	0	0
Total	13 68.42%	6 31.58%	19
0054713			
Election Day	5 62.50%	3 37.50%	8
Vote by Mail	102 51.78%	95 48.22%	197
Canvass	0 0.00%	1 100.00%	1
Total	107 51.94%	99 48.06%	206
0055016			
Election Day	0	0	0
Vote by Mail	0	0	0
Canvass	0	0	0
Total	0	0	0
0055203			
Election Day	29 58.00%	21 42.00%	50
Vote by Mail	208 28.85%	513 71.15%	721
Canvass	2 33.33%	4 66.67%	6
Total	239 30.76%	538 69.24%	777
0055299			
Election Day	47 82.46%	10 17.54%	57
Vote by Mail	358 38.91%	562 61.09%	920
Canvass	4 66.67%	2 33.33%	6
Total	409 41.61%	574 58.39%	983

Precinct	Times Cast	Registered Voters	Undervotes	Overvotes
0055410				
Election Day	26	969	0	0
Vote by Mail	611	969	4	0
Canvass	1	969	0	0
Total	638	969	4	0
0056250				
Election Day	36	1,284	0	0
Vote by Mail	924	1,284	2	0
Canvass	4	1,284	0	0
Total	964	1,284	2	0
0057019				
Election Day	67	1,913	0	0
Vote by Mail	831	1,913	19	0
Canvass	9	1,913	0	0
Total	907	1,913	19	0
0057157				
Election Day	53	1,605	0	0
Vote by Mail	907	1,605	20	0
Canvass	3	1,605	0	0
Total	963	1,605	20	0
0057315				
Election Day	39	1,906	0	0
Vote by Mail	819	1,906	11	0
Canvass	6	1,906	0	0
Total	864	1,906	11	0
0057402				
Election Day	30	1,562	0	0
Vote by Mail	692	1,562	4	0
Canvass	3	1,562	1	0
Total	725	1,562	5	0

Precinct	YES	NO	Total Votes
0055410			
Election Day	23 88.46%	3 11.54%	26
Vote by Mail	347 57.17%	260 42.83%	607
Canvass	0 0.00%	1 100.00%	1
Total	370 58.36%	264 41.64%	634
0056250			
Election Day	30 83.33%	6 16.67%	36
Vote by Mail	482 52.28%	440 47.72%	922
Canvass	2 50.00%	2 50.00%	4
Total	514 53.43%	448 46.57%	962
0057019			
Election Day	49 73.13%	18 26.87%	67
Vote by Mail	285 35.10%	527 64.90%	812
Canvass	6 66.67%	3 33.33%	9
Total	340 38.29%	548 61.71%	888
0057157			
Election Day	38 71.70%	15 28.30%	53
Vote by Mail	394 44.42%	493 55.58%	887
Canvass	1 33.33%	2 66.67%	3
Total	433 45.92%	510 54.08%	943
0057315			
Election Day	21 53.85%	18 46.15%	39
Vote by Mail	230 28.47%	578 71.53%	808
Canvass	1 16.67%	5 83.33%	6
Total	252 29.54%	601 70.46%	853
0057402			
Election Day	13 43.33%	17 56.67%	30
Vote by Mail	224 32.56%	464 67.44%	688
Canvass	1 50.00%	1 50.00%	2
Total	238 33.06%	482 66.94%	720

Precinct	Times Cast	Registered Voters	Undervotes	Overvotes
0057509				
Election Day	35	1,541	0	0
Vote by Mail	730	1,541	12	0
Canvass	1	1,541	0	0
Total	766	1,541	12	0
0057584				
Election Day	32	1,860	0	0
Vote by Mail	869	1,860	12	0
Canvass	2	1,860	0	0
Total	903	1,860	12	0
0057660				
Election Day	22	1,492	0	0
Vote by Mail	846	1,492	12	0
Canvass	2	1,492	0	0
Total	870	1,492	12	0
0057761				
Election Day	24	1,147	0	0
Vote by Mail	630	1,147	13	0
Canvass	1	1,147	0	0
Total	655	1,147	13	0
0057825				
Election Day	36	1,618	0	0
Vote by Mail	793	1,618	9	0
Canvass	5	1,618	0	0
Total	834	1,618	9	0
0057862				
Election Day	27	1,527	0	0
Vote by Mail	852	1,527	10	0
Canvass	6	1,527	0	0
Total	885	1,527	10	0

Precinct	YES	NO	Total Votes
0057509			
Election Day	24 68.57%	11 31.43%	35
Vote by Mail	215 29.94%	503 70.06%	718
Canvass	0 0.00%	1 100.00%	1
Total	239 31.70%	515 68.30%	754
0057584			
Election Day	21 65.63%	11 34.38%	32
Vote by Mail	234 27.30%	623 72.70%	857
Canvass	1 50.00%	1 50.00%	2
Total	256 28.73%	635 71.27%	891
0057660			
Election Day	12 54.55%	10 45.45%	22
Vote by Mail	273 32.73%	561 67.27%	834
Canvass	1 50.00%	1 50.00%	2
Total	286 33.33%	572 66.67%	858
0057761			
Election Day	16 66.67%	8 33.33%	24
Vote by Mail	140 22.69%	477 77.31%	617
Canvass	1 100.00%	0 0.00%	1
Total	157 24.45%	485 75.55%	642
0057825			
Election Day	21 58.33%	15 41.67%	36
Vote by Mail	233 29.72%	551 70.28%	784
Canvass	1 20.00%	4 80.00%	5
Total	255 30.91%	570 69.09%	825
0057862			
Election Day	18 66.67%	9 33.33%	27
Vote by Mail	293 34.80%	549 65.20%	842
Canvass	0 0.00%	6 100.00%	6
Total	311 35.54%	564 64.46%	875

Precinct	Times Cast	Registered Voters	Undervotes	Overvotes
0057947				
Election Day	17	1,237	0	0
Vote by Mail	662	1,237	8	0
Canvass	0	1,237	0	0
Total	679	1,237	8	0
0058033				
Election Day	16	1,624	0	0
Vote by Mail	1,046	1,624	12	1
Canvass	7	1,624	0	0
Total	1,069	1,624	12	1
0058231				
Election Day	28	1,420	0	0
Vote by Mail	842	1,420	13	0
Canvass	6	1,420	0	0
Total	876	1,420	13	0
0058346				
Election Day	39	1,681	0	0
Vote by Mail	985	1,681	10	0
Canvass	2	1,681	0	0
Total	1,026	1,681	10	0
0058437				
Election Day	45	1,829	0	0
Vote by Mail	1,033	1,829	10	0
Canvass	9	1,829	0	0
Total	1,087	1,829	10	0
0058460				
Election Day	17	1,312	0	0
Vote by Mail	764	1,312	10	0
Canvass	4	1,312	1	0
Total	785	1,312	11	0

Precinct	YES	NO	Total Votes
0057947			
Election Day	8 47.06%	9 52.94%	17
Vote by Mail	199 30.43%	455 69.57%	654
Canvass	0	0	0
Total	207 30.85%	464 69.15%	671
0058033			
Election Day	7 43.75%	9 56.25%	16
Vote by Mail	304 29.43%	729 70.57%	1,033
Canvass	1 14.29%	6 85.71%	7
Total	312 29.55%	744 70.45%	1,056
0058231			
Election Day	22 78.57%	6 21.43%	28
Vote by Mail	315 38.00%	514 62.00%	829
Canvass	3 50.00%	3 50.00%	6
Total	340 39.40%	523 60.60%	863
0058346			
Election Day	31 79.49%	8 20.51%	39
Vote by Mail	383 39.28%	592 60.72%	975
Canvass	2 100.00%	0 0.00%	2
Total	416 40.94%	600 59.06%	1,016
0058437			
Election Day	27 60.00%	18 40.00%	45
Vote by Mail	409 39.98%	614 60.02%	1,023
Canvass	4 44.44%	5 55.56%	9
Total	440 40.85%	637 59.15%	1,077
0058460			
Election Day	14 82.35%	3 17.65%	17
Vote by Mail	288 38.20%	466 61.80%	754
Canvass	3 100.00%	0 0.00%	3
Total	305 39.41%	469 60.59%	774

Precinct	Times Cast	Registered Voters	Undervotes	Overvotes
0058782				
Election Day	24	1,405	0	0
Vote by Mail	754	1,405	11	0
Canvass	2	1,405	0	0
Total	780	1,405	11	0
0058828				
Election Day	33	1,724	0	0
Vote by Mail	871	1,724	12	0
Canvass	6	1,724	0	0
Total	910	1,724	12	0
0058925				
Election Day	17	1,280	0	0
Vote by Mail	695	1,280	7	0
Canvass	3	1,280	0	0
Total	715	1,280	7	0
0059352				
Election Day	34	1,399	1	0
Vote by Mail	839	1,399	17	0
Canvass	3	1,399	0	0
Total	876	1,399	18	0
0059398				
Election Day	32	1,343	0	0
Vote by Mail	788	1,343	10	0
Canvass	0	1,343	0	0
Total	820	1,343	10	0
0059519				
Election Day	11	1,321	0	0
Vote by Mail	881	1,321	3	0
Canvass	4	1,321	0	0
Total	896	1,321	3	0

Precinct	YES	NO	Total Votes
0058782			
Election Day	15 62.50%	9 37.50%	24
Vote by Mail	267 35.94%	476 64.06%	743
Canvass	1 50.00%	1 50.00%	2
Total	283 36.80%	486 63.20%	769
0058828			
Election Day	23 69.70%	10 30.30%	33
Vote by Mail	241 28.06%	618 71.94%	859
Canvass	2 33.33%	4 66.67%	6
Total	266 29.62%	632 70.38%	898
0058925			
Election Day	13 76.47%	4 23.53%	17
Vote by Mail	254 36.92%	434 63.08%	688
Canvass	1 33.33%	2 66.67%	3
Total	268 37.85%	440 62.15%	708
0059352			
Election Day	25 75.76%	8 24.24%	33
Vote by Mail	350 42.58%	472 57.42%	822
Canvass	2 66.67%	1 33.33%	3
Total	377 43.94%	481 56.06%	858
0059398			
Election Day	25 78.13%	7 21.88%	32
Vote by Mail	339 43.57%	439 56.43%	778
Canvass	0	0	0
Total	364 44.94%	446 55.06%	810
0059519			
Election Day	8 72.73%	3 27.27%	11
Vote by Mail	369 42.03%	509 57.97%	878
Canvass	1 25.00%	3 75.00%	4
Total	378 42.33%	515 57.67%	893

Precinct	Times Cast	Registered Voters	Undervotes	Overvotes
0059677				
Election Day	23	1,703	0	0
Vote by Mail	1,264	1,703	13	0
Canvass	2	1,703	0	0
Total	1,289	1,703	13	0
0061020				
Election Day	9	539	0	0
Vote by Mail	382	539	7	0
Canvass	1	539	0	0
Total	392	539	7	0
0061124				
Election Day	20	1,325	0	0
Vote by Mail	1,126	1,325	7	0
Canvass	3	1,325	0	0
Total	1,149	1,325	7	0
0061137				
Election Day	28	1,627	0	0
Vote by Mail	1,346	1,627	13	0
Canvass	5	1,627	0	0
Total	1,379	1,627	13	0
0061198				
Election Day	26	1,878	0	0
Vote by Mail	1,309	1,878	15	0
Canvass	4	1,878	0	0
Total	1,339	1,878	15	0
0061263				
Election Day	38	1,675	0	0
Vote by Mail	1,232	1,675	12	0
Canvass	0	1,675	0	0
Total	1,270	1,675	12	0

Precinct	YES	NO	Total Votes
0059677			
Election Day	15 65.22%	8 34.78%	23
Vote by Mail	568 45.40%	683 54.60%	1,251
Canvass	1 50.00%	1 50.00%	2
Total	584 45.77%	692 54.23%	1,276
0061020			
Election Day	8 88.89%	1 11.11%	9
Vote by Mail	186 49.60%	189 50.40%	375
Canvass	1 100.00%	0 0.00%	1
Total	195 50.65%	190 49.35%	385
0061124			
Election Day	13 65.00%	7 35.00%	20
Vote by Mail	526 47.01%	593 52.99%	1,119
Canvass	2 66.67%	1 33.33%	3
Total	541 47.37%	601 52.63%	1,142
0061137			
Election Day	21 75.00%	7 25.00%	28
Vote by Mail	594 44.56%	739 55.44%	1,333
Canvass	4 80.00%	1 20.00%	5
Total	619 45.31%	747 54.69%	1,366
0061198			
Election Day	23 88.46%	3 11.54%	26
Vote by Mail	548 42.35%	746 57.65%	1,294
Canvass	3 75.00%	1 25.00%	4
Total	574 43.35%	750 56.65%	1,324
0061263			
Election Day	27 71.05%	11 28.95%	38
Vote by Mail	524 42.95%	696 57.05%	1,220
Canvass	0	0	0
Total	551 43.80%	707 56.20%	1,258

Precinct	Times Cast	Registered Voters	Undervotes	Overvotes
0061312				
Election Day	0	11	0	0
Vote by Mail	5	11	0	0
Canvass	1	11	0	0
Total	6	11	0	0
0061411				
Election Day	30	1,277	0	0
Vote by Mail	825	1,277	9	0
Canvass	3	1,277	0	0
Total	858	1,277	9	0
0061983				
Election Day	22	817	0	0
Vote by Mail	516	817	3	0
Canvass	7	817	1	0
Total	545	817	4	0
0062479				
Election Day	0	2	0	0
Vote by Mail	2	2	0	0
Canvass	0	2	0	0
Total	2	2	0	0
0062755				
Election Day	34	785	1	0
Vote by Mail	575	785	3	0
Canvass	1	785	0	0
Total	610	785	4	0
0063106				
Election Day	27	832	0	0
Vote by Mail	528	832	1	0
Canvass	8	832	0	0
Total	563	832	1	0

Precinct	YES	NO	Total Votes
0061312			
Election Day	0	0	0
Vote by Mail	2 40.00%	3 60.00%	5
Canvass	1 100.00%	0 0.00%	1
Total	3 50.00%	3 50.00%	6
0061411			
Election Day	25 83.33%	5 16.67%	30
Vote by Mail	349 42.77%	467 57.23%	816
Canvass	2 66.67%	1 33.33%	3
Total	376 44.29%	473 55.71%	849
0061983			
Election Day	19 86.36%	3 13.64%	22
Vote by Mail	193 37.62%	320 62.38%	513
Canvass	5 83.33%	1 16.67%	6
Total	217 40.11%	324 59.89%	541
0062479			
Election Day	0	0	0
Vote by Mail	2 100.00%	0 0.00%	2
Canvass	0	0	0
Total	2 100.00%	0 0.00%	2
0062755			
Election Day	29 87.88%	4 12.12%	33
Vote by Mail	385 67.31%	187 32.69%	572
Canvass	0 0.00%	1 100.00%	1
Total	414 68.32%	192 31.68%	606
0063106			
Election Day	20 74.07%	7 25.93%	27
Vote by Mail	192 36.43%	335 63.57%	527
Canvass	3 37.50%	5 62.50%	8
Total	215 38.26%	347 61.74%	562

Precinct	Times Cast	Registered Voters	Undervotes	Overvotes
0063403				
Election Day	0	0	0	0
Vote by Mail	0	0	0	0
Canvass	0	0	0	0
Total	0	0	0	0
0063814				
Election Day	35	1,480	0	0
Vote by Mail	1,097	1,480	12	0
Canvass	4	1,480	0	0
Total	1,136	1,480	12	0
0064012				
Election Day	35	1,563	0	0
Vote by Mail	960	1,563	8	0
Canvass	9	1,563	0	0
Total	1,004	1,563	8	0
0064230				
Election Day	34	1,372	0	0
Vote by Mail	834	1,372	4	0
Canvass	4	1,372	0	0
Total	872	1,372	4	0
0064286				
Election Day	37	1,710	0	0
Vote by Mail	1,121	1,710	8	0
Canvass	4	1,710	0	0
Total	1,162	1,710	8	0
0064427				
Election Day	35	1,427	0	0
Vote by Mail	891	1,427	11	0
Canvass	7	1,427	0	0
Total	933	1,427	11	0

Precinct	YES	NO	Total Votes
0063403			
Election Day	0	0	0
Vote by Mail	0	0	0
Canvass	0	0	0
Total	0	0	0
0063814			
Election Day	31 88.57%	4 11.43%	35
Vote by Mail	719 66.27%	366 33.73%	1,085
Canvass	3 75.00%	1 25.00%	4
Total	753 66.99%	371 33.01%	1,124
0064012			
Election Day	31 88.57%	4 11.43%	35
Vote by Mail	395 41.49%	557 58.51%	952
Canvass	5 55.56%	4 44.44%	9
Total	431 43.27%	565 56.73%	996
0064230			
Election Day	29 85.29%	5 14.71%	34
Vote by Mail	333 40.12%	497 59.88%	830
Canvass	4 100.00%	0 0.00%	4
Total	366 42.17%	502 57.83%	868
0064286			
Election Day	32 86.49%	5 13.51%	37
Vote by Mail	535 48.07%	578 51.93%	1,113
Canvass	3 75.00%	1 25.00%	4
Total	570 49.39%	584 50.61%	1,154
0064427			
Election Day	23 65.71%	12 34.29%	35
Vote by Mail	346 39.32%	534 60.68%	880
Canvass	2 28.57%	5 71.43%	7
Total	371 40.24%	551 59.76%	922

Precinct	Times Cast	Registered Voters	Undervotes	Overvotes
0064541				
Election Day	40	1,630	0	0
Vote by Mail	1,099	1,630	11	0
Canvass	7	1,630	0	0
Total	1,146	1,630	11	0
0066532				
Election Day	29	1,758	0	0
Vote by Mail	1,458	1,758	13	0
Canvass	1	1,758	0	0
Total	1,488	1,758	13	0
0066741				
Election Day	27	1,656	0	0
Vote by Mail	1,279	1,656	14	0
Canvass	2	1,656	0	0
Total	1,308	1,656	14	0
0067723				
Election Day	126	1,584	0	0
Vote by Mail	1,126	1,584	11	0
Canvass	6	1,584	0	0
Total	1,258	1,584	11	0
0069964				
Election Day	55	1,407	0	0
Vote by Mail	965	1,407	12	0
Canvass	2	1,407	1	0
Total	1,022	1,407	13	0
0071126				
Election Day	5	121	0	0
Vote by Mail	79	121	0	0
Canvass	2	121	0	0
Total	86	121	0	0

Precinct	YES	NO	Total Votes
0064541			
Election Day	33 82.50%	7 17.50%	40
Vote by Mail	488 44.85%	600 55.15%	1,088
Canvass	5 71.43%	2 28.57%	7
Total	526 46.34%	609 53.66%	1,135
0066532			
Election Day	26 89.66%	3 10.34%	29
Vote by Mail	885 61.25%	560 38.75%	1,445
Canvass	1 100.00%	0 0.00%	1
Total	912 61.83%	563 38.17%	1,475
0066741			
Election Day	23 85.19%	4 14.81%	27
Vote by Mail	803 63.48%	462 36.52%	1,265
Canvass	1 50.00%	1 50.00%	2
Total	827 63.91%	467 36.09%	1,294
0067723			
Election Day	118 93.65%	8 6.35%	126
Vote by Mail	757 67.89%	358 32.11%	1,115
Canvass	5 83.33%	1 16.67%	6
Total	880 70.57%	367 29.43%	1,247
0069964			
Election Day	53 96.36%	2 3.64%	55
Vote by Mail	687 72.09%	266 27.91%	953
Canvass	0 0.00%	1 100.00%	1
Total	740 73.34%	269 26.66%	1,009
0071126			
Election Day	5 100.00%	0 0.00%	5
Vote by Mail	49 62.03%	30 37.97%	79
Canvass	2 100.00%	0 0.00%	2
Total	56 65.12%	30 34.88%	86

Precinct	Times Cast	Registered Voters	Undervotes	Overvotes
0071620				
Election Day	7	441	0	0
Vote by Mail	293	441	5	0
Canvass	3	441	0	0
Total	303	441	5	0
0071731				
Election Day	3	57	0	0
Vote by Mail	34	57	1	0
Canvass	0	57	0	0
Total	37	57	1	0
0072023				
Election Day	0	0	0	0
Vote by Mail	0	0	0	0
Canvass	0	0	0	0
Total	0	0	0	0
0072165				
Election Day	1	2	0	0
Vote by Mail	2	2	0	0
Canvass	0	2	0	0
Total	3	2	0	0
0072268				
Election Day	44	1,443	0	0
Vote by Mail	900	1,443	10	0
Canvass	8	1,443	0	0
Total	952	1,443	10	0
0072293				
Election Day	51	1,937	0	0
Vote by Mail	1,239	1,937	12	0
Canvass	3	1,937	0	0
Total	1,293	1,937	12	0

Precinct	YES	NO	Total Votes
0071620			
Election Day	5 71.43%	2 28.57%	7
Vote by Mail	135 46.88%	153 53.13%	288
Canvass	3 100.00%	0 0.00%	3
Total	143 47.99%	155 52.01%	298
0071731			
Election Day	3 100.00%	0 0.00%	3
Vote by Mail	18 54.55%	15 45.45%	33
Canvass	0	0	0
Total	21 58.33%	15 41.67%	36
0072023			
Election Day	0	0	0
Vote by Mail	0	0	0
Canvass	0	0	0
Total	0	0	0
0072165			
Election Day	0 0.00%	1 100.00%	1
Vote by Mail	2 100.00%	0 0.00%	2
Canvass	0	0	0
Total	2 66.67%	1 33.33%	3
0072268			
Election Day	29 65.91%	15 34.09%	44
Vote by Mail	260 29.21%	630 70.79%	890
Canvass	1 12.50%	7 87.50%	8
Total	290 30.79%	652 69.21%	942
0072293			
Election Day	34 66.67%	17 33.33%	51
Vote by Mail	391 31.87%	836 68.13%	1,227
Canvass	1 33.33%	2 66.67%	3
Total	426 33.26%	855 66.74%	1,281

Precinct	Times Cast	Registered Voters	Undervotes	Overvotes
0072310				
Election Day	36	1,869	0	0
Vote by Mail	1,078	1,869	15	0
Canvass	3	1,869	0	0
Total	1,117	1,869	15	0
0072532				
Election Day	25	1,653	0	0
Vote by Mail	1,179	1,653	12	0
Canvass	5	1,653	0	0
Total	1,209	1,653	12	0
0072564				
Election Day	34	1,529	0	0
Vote by Mail	1,005	1,529	10	0
Canvass	4	1,529	0	0
Total	1,043	1,529	10	0
0072606				
Election Day	51	1,876	0	0
Vote by Mail	1,137	1,876	6	0
Canvass	8	1,876	0	0
Total	1,196	1,876	6	0
0072640				
Election Day	47	1,414	1	0
Vote by Mail	1,085	1,414	8	0
Canvass	3	1,414	0	0
Total	1,135	1,414	9	0
0072713				
Election Day	49	1,647	0	0
Vote by Mail	1,119	1,647	6	0
Canvass	4	1,647	0	0
Total	1,172	1,647	6	0

Precinct	YES	NO	Total Votes
0072310			
Election Day	22 61.11%	14 38.89%	36
Vote by Mail	323 30.39%	740 69.61%	1,063
Canvass	1 33.33%	2 66.67%	3
Total	346 31.40%	756 68.60%	1,102
0072532			
Election Day	18 72.00%	7 28.00%	25
Vote by Mail	389 33.33%	778 66.67%	1,167
Canvass	3 60.00%	2 40.00%	5
Total	410 34.25%	787 65.75%	1,197
0072564			
Election Day	26 76.47%	8 23.53%	34
Vote by Mail	326 32.76%	669 67.24%	995
Canvass	1 25.00%	3 75.00%	4
Total	353 34.17%	680 65.83%	1,033
0072606			
Election Day	29 56.86%	22 43.14%	51
Vote by Mail	381 33.69%	750 66.31%	1,131
Canvass	1 12.50%	7 87.50%	8
Total	411 34.54%	779 65.46%	1,190
0072640			
Election Day	25 54.35%	21 45.65%	46
Vote by Mail	369 34.26%	708 65.74%	1,077
Canvass	0 0.00%	3 100.00%	3
Total	394 34.99%	732 65.01%	1,126
0072713			
Election Day	35 71.43%	14 28.57%	49
Vote by Mail	324 29.11%	789 70.89%	1,113
Canvass	1 25.00%	3 75.00%	4
Total	360 30.87%	806 69.13%	1,166

Precinct	Times Cast	Registered Voters	Undervotes	Overvotes
0072796				
Election Day	43	1,516	0	0
Vote by Mail	887	1,516	5	0
Canvass	6	1,516	0	0
Total	936	1,516	5	0
0072804				
Election Day	48	1,373	0	0
Vote by Mail	858	1,373	8	0
Canvass	5	1,373	0	0
Total	911	1,373	8	0
0072850				
Election Day	59	1,583	0	0
Vote by Mail	981	1,583	3	0
Canvass	4	1,583	0	0
Total	1,044	1,583	3	0
0073018				
Election Day	38	1,533	0	0
Vote by Mail	859	1,533	7	0
Canvass	5	1,533	0	0
Total	902	1,533	7	0
0073044				
Election Day	38	1,850	0	0
Vote by Mail	1,147	1,850	6	0
Canvass	1	1,850	0	0
Total	1,186	1,850	6	0
0073129				
Election Day	45	1,910	0	0
Vote by Mail	1,140	1,910	15	0
Canvass	9	1,910	0	0
Total	1,194	1,910	15	0

Precinct	YES	NO	Total Votes
0072796			
Election Day	33 76.74%	10 23.26%	43
Vote by Mail	269 30.50%	613 69.50%	882
Canvass	5 83.33%	1 16.67%	6
Total	307 32.98%	624 67.02%	931
0072804			
Election Day	29 60.42%	19 39.58%	48
Vote by Mail	272 32.00%	578 68.00%	850
Canvass	1 20.00%	4 80.00%	5
Total	302 33.44%	601 66.56%	903
0072850			
Election Day	36 61.02%	23 38.98%	59
Vote by Mail	306 31.29%	672 68.71%	978
Canvass	0 0.00%	4 100.00%	4
Total	342 32.85%	699 67.15%	1,041
0073018			
Election Day	20 52.63%	18 47.37%	38
Vote by Mail	228 26.76%	624 73.24%	852
Canvass	2 40.00%	3 60.00%	5
Total	250 27.93%	645 72.07%	895
0073044			
Election Day	26 68.42%	12 31.58%	38
Vote by Mail	361 31.64%	780 68.36%	1,141
Canvass	1 100.00%	0 0.00%	1
Total	388 32.88%	792 67.12%	1,180
0073129			
Election Day	26 57.78%	19 42.22%	45
Vote by Mail	344 30.58%	781 69.42%	1,125
Canvass	5 55.56%	4 44.44%	9
Total	375 31.81%	804 68.19%	1,179

Precinct	Times Cast	Registered Voters	Undervotes	Overvotes
0073171				
Election Day	47	1,874	0	0
Vote by Mail	973	1,874	7	0
Canvass	8	1,874	1	0
Total	1,028	1,874	8	0
0073180				
Election Day	39	1,932	0	0
Vote by Mail	1,118	1,932	11	0
Canvass	5	1,932	0	0
Total	1,162	1,932	11	0
0073235				
Election Day	26	1,513	0	0
Vote by Mail	948	1,513	5	0
Canvass	6	1,513	0	0
Total	980	1,513	5	0
0073319				
Election Day	26	1,539	0	0
Vote by Mail	1,068	1,539	6	0
Canvass	2	1,539	0	0
Total	1,096	1,539	6	0
0073321				
Election Day	44	1,891	0	0
Vote by Mail	1,339	1,891	16	0
Canvass	3	1,891	0	0
Total	1,386	1,891	16	0
0073350				
Election Day	38	1,570	0	0
Vote by Mail	1,043	1,570	5	0
Canvass	6	1,570	0	0
Total	1,087	1,570	5	0

Precinct	YES	NO	Total Votes
0073171			
Election Day	23 48.94%	24 51.06%	47
Vote by Mail	277 28.67%	689 71.33%	966
Canvass	3 42.86%	4 57.14%	7
Total	303 29.71%	717 70.29%	1,020
0073180			
Election Day	21 53.85%	18 46.15%	39
Vote by Mail	317 28.64%	790 71.36%	1,107
Canvass	2 40.00%	3 60.00%	5
Total	340 29.54%	811 70.46%	1,151
0073235			
Election Day	19 73.08%	7 26.92%	26
Vote by Mail	304 32.24%	639 67.76%	943
Canvass	4 66.67%	2 33.33%	6
Total	327 33.54%	648 66.46%	975
0073319			
Election Day	16 61.54%	10 38.46%	26
Vote by Mail	440 41.43%	622 58.57%	1,062
Canvass	1 50.00%	1 50.00%	2
Total	457 41.93%	633 58.07%	1,090
0073321			
Election Day	32 72.73%	12 27.27%	44
Vote by Mail	593 44.82%	730 55.18%	1,323
Canvass	1 33.33%	2 66.67%	3
Total	626 45.69%	744 54.31%	1,370
0073350			
Election Day	34 89.47%	4 10.53%	38
Vote by Mail	450 43.35%	588 56.65%	1,038
Canvass	3 50.00%	3 50.00%	6
Total	487 45.01%	595 54.99%	1,082

Precinct	Times Cast	Registered Voters	Undervotes	Overvotes
0073469				
Election Day	49	1,566	1	0
Vote by Mail	1,023	1,566	5	0
Canvass	3	1,566	0	0
Total	1,075	1,566	6	0
0073516				
Election Day	38	1,707	0	0
Vote by Mail	1,102	1,707	13	0
Canvass	4	1,707	0	0
Total	1,144	1,707	13	0
0073567				
Election Day	44	1,737	0	0
Vote by Mail	1,008	1,737	6	0
Canvass	2	1,737	0	0
Total	1,054	1,737	6	0
0073634				
Election Day	27	1,422	0	0
Vote by Mail	858	1,422	8	0
Canvass	3	1,422	0	0
Total	888	1,422	8	0
0073656				
Election Day	21	1,222	0	0
Vote by Mail	776	1,222	6	0
Canvass	2	1,222	0	0
Total	799	1,222	6	0
0073683				
Election Day	33	1,473	1	0
Vote by Mail	881	1,473	10	0
Canvass	4	1,473	0	0
Total	918	1,473	11	0

Precinct	YES	NO	Total Votes
0073469			
Election Day	34 70.83%	14 29.17%	48
Vote by Mail	378 37.13%	640 62.87%	1,018
Canvass	2 66.67%	1 33.33%	3
Total	414 38.73%	655 61.27%	1,069
0073516			
Election Day	24 63.16%	14 36.84%	38
Vote by Mail	357 32.78%	732 67.22%	1,089
Canvass	1 25.00%	3 75.00%	4
Total	382 33.78%	749 66.22%	1,131
0073567			
Election Day	30 68.18%	14 31.82%	44
Vote by Mail	302 30.14%	700 69.86%	1,002
Canvass	2 100.00%	0 0.00%	2
Total	334 31.87%	714 68.13%	1,048
0073634			
Election Day	13 48.15%	14 51.85%	27
Vote by Mail	280 32.94%	570 67.06%	850
Canvass	1 33.33%	2 66.67%	3
Total	294 33.41%	586 66.59%	880
0073656			
Election Day	11 52.38%	10 47.62%	21
Vote by Mail	261 33.90%	509 66.10%	770
Canvass	0 0.00%	2 100.00%	2
Total	272 34.30%	521 65.70%	793
0073683			
Election Day	28 87.50%	4 12.50%	32
Vote by Mail	278 31.92%	593 68.08%	871
Canvass	1 25.00%	3 75.00%	4
Total	307 33.85%	600 66.15%	907

Precinct	Times Cast	Registered Voters	Undervotes	Overvotes
0073700				
Election Day	35	1,483	1	0
Vote by Mail	872	1,483	9	0
Canvass	3	1,483	0	0
Total	910	1,483	10	0
0073752				
Election Day	29	1,378	0	0
Vote by Mail	777	1,378	12	0
Canvass	4	1,378	0	0
Total	810	1,378	12	0
0073775				
Election Day	31	1,430	1	0
Vote by Mail	832	1,430	10	0
Canvass	2	1,430	0	0
Total	865	1,430	11	0
0073817				
Election Day	26	1,432	0	0
Vote by Mail	911	1,432	8	0
Canvass	1	1,432	0	0
Total	938	1,432	8	0
0073849				
Election Day	25	1,298	0	0
Vote by Mail	699	1,298	3	0
Canvass	3	1,298	0	0
Total	727	1,298	3	0
0073938				
Election Day	39	1,521	0	0
Vote by Mail	865	1,521	9	0
Canvass	2	1,521	0	0
Total	906	1,521	9	0

Precinct	YES		NO		Total Votes
0073700					
Election Day	24	70.59%	10	29.41%	34
Vote by Mail	219	25.38%	644	74.62%	863
Canvass	1	33.33%	2	66.67%	3
Total	244	27.11%	656	72.89%	900
0073752					
Election Day	20	68.97%	9	31.03%	29
Vote by Mail	281	36.73%	484	63.27%	765
Canvass	1	25.00%	3	75.00%	4
Total	302	37.84%	496	62.16%	798
0073775					
Election Day	21	70.00%	9	30.00%	30
Vote by Mail	218	26.52%	604	73.48%	822
Canvass	2	100.00%	0	0.00%	2
Total	241	28.22%	613	71.78%	854
0073817					
Election Day	16	61.54%	10	38.46%	26
Vote by Mail	341	37.76%	562	62.24%	903
Canvass	0	0.00%	1	100.00%	1
Total	357	38.39%	573	61.61%	930
0073849					
Election Day	10	40.00%	15	60.00%	25
Vote by Mail	232	33.33%	464	66.67%	696
Canvass	2	66.67%	1	33.33%	3
Total	244	33.70%	480	66.30%	724
0073938					
Election Day	23	58.97%	16	41.03%	39
Vote by Mail	241	28.15%	615	71.85%	856
Canvass	1	50.00%	1	50.00%	2
Total	265	29.54%	632	70.46%	897

Precinct	Times Cast	Registered Voters	Undervotes	Overvotes
0073946				
Election Day	36	1,341	0	0
Vote by Mail	709	1,341	1	0
Canvass	2	1,341	0	0
Total	747	1,341	1	0
0074561				
Election Day	1	76	0	0
Vote by Mail	52	76	0	0
Canvass	1	76	0	0
Total	54	76	0	0
0074802				
Election Day	0	14	0	0
Vote by Mail	10	14	0	0
Canvass	0	14	0	0
Total	10	14	0	0
0075243				
Election Day	7	343	0	0
Vote by Mail	222	343	0	0
Canvass	0	343	0	0
Total	229	343	0	0
0077164				
Election Day	25	1,004	1	0
Vote by Mail	623	1,004	9	0
Canvass	2	1,004	0	0
Total	650	1,004	10	0
0077380				
Election Day	10	377	0	0
Vote by Mail	230	377	5	0
Canvass	2	377	0	0
Total	242	377	5	0

Precinct	YES	NO	Total Votes
0073946			
Election Day	21 58.33%	15 41.67%	36
Vote by Mail	175 24.72%	533 75.28%	708
Canvass	1 50.00%	1 50.00%	2
Total	197 26.41%	549 73.59%	746
0074561			
Election Day	1 100.00%	0 0.00%	1
Vote by Mail	41 78.85%	11 21.15%	52
Canvass	0 0.00%	1 100.00%	1
Total	42 77.78%	12 22.22%	54
0074802			
Election Day	0	0	0
Vote by Mail	4 40.00%	6 60.00%	10
Canvass	0	0	0
Total	4 40.00%	6 60.00%	10
0075243			
Election Day	6 85.71%	1 14.29%	7
Vote by Mail	154 69.37%	68 30.63%	222
Canvass	0	0	0
Total	160 69.87%	69 30.13%	229
0077164			
Election Day	17 70.83%	7 29.17%	24
Vote by Mail	340 55.37%	274 44.63%	614
Canvass	2 100.00%	0 0.00%	2
Total	359 56.09%	281 43.91%	640
0077380			
Election Day	7 70.00%	3 30.00%	10
Vote by Mail	100 44.44%	125 55.56%	225
Canvass	1 50.00%	1 50.00%	2
Total	108 45.57%	129 54.43%	237

Precinct	Times Cast	Registered Voters	Undervotes	Overvotes
0078116				
Election Day	31	681	0	0
Vote by Mail	462	681	10	0
Canvass	4	681	0	0
Total	497	681	10	0
0078953				
Election Day	15	357	0	0
Vote by Mail	205	357	6	0
Canvass	5	357	0	0
Total	225	357	6	0
0081237				
Election Day	34	1,688	0	0
Vote by Mail	989	1,688	6	0
Canvass	6	1,688	0	0
Total	1,029	1,688	6	0
0081274				
Election Day	43	1,523	0	0
Vote by Mail	977	1,523	8	0
Canvass	4	1,523	0	0
Total	1,024	1,523	8	0
0081320				
Election Day	33	1,247	2	0
Vote by Mail	733	1,247	7	0
Canvass	5	1,247	0	0
Total	771	1,247	9	0
0081393				
Election Day	52	1,647	0	0
Vote by Mail	1,047	1,647	9	0
Canvass	3	1,647	0	0
Total	1,102	1,647	9	0

Precinct	YES	NO	Total Votes
0078116			
Election Day	21 67.74%	10 32.26%	31
Vote by Mail	261 57.74%	191 42.26%	452
Canvass	3 75.00%	1 25.00%	4
Total	285 58.52%	202 41.48%	487
0078953			
Election Day	11 73.33%	4 26.67%	15
Vote by Mail	100 50.25%	99 49.75%	199
Canvass	5 100.00%	0 0.00%	5
Total	116 52.97%	103 47.03%	219
0081237			
Election Day	27 79.41%	7 20.59%	34
Vote by Mail	345 35.10%	638 64.90%	983
Canvass	5 83.33%	1 16.67%	6
Total	377 36.85%	646 63.15%	1,023
0081274			
Election Day	27 62.79%	16 37.21%	43
Vote by Mail	289 29.82%	680 70.18%	969
Canvass	4 100.00%	0 0.00%	4
Total	320 31.50%	696 68.50%	1,016
0081320			
Election Day	21 67.74%	10 32.26%	31
Vote by Mail	254 34.99%	472 65.01%	726
Canvass	5 100.00%	0 0.00%	5
Total	280 36.75%	482 63.25%	762
0081393			
Election Day	46 88.46%	6 11.54%	52
Vote by Mail	462 44.51%	576 55.49%	1,038
Canvass	2 66.67%	1 33.33%	3
Total	510 46.66%	583 53.34%	1,093

Precinct	Times Cast	Registered Voters	Undervotes	Overvotes
0081419				
Election Day	58	1,607	0	0
Vote by Mail	930	1,607	7	0
Canvass	2	1,607	0	0
Total	990	1,607	7	0
0081550				
Election Day	41	1,773	0	0
Vote by Mail	1,346	1,773	7	0
Canvass	5	1,773	0	0
Total	1,392	1,773	7	0
0081643				
Election Day	61	1,771	1	0
Vote by Mail	981	1,771	8	0
Canvass	6	1,771	0	0
Total	1,048	1,771	9	0
0081708				
Election Day	18	1,130	0	0
Vote by Mail	714	1,130	6	0
Canvass	6	1,130	0	0
Total	738	1,130	6	0
0081779				
Election Day	35	1,447	0	0
Vote by Mail	830	1,447	7	0
Canvass	5	1,447	0	0
Total	870	1,447	7	0
0082009				
Election Day	14	1,634	0	0
Vote by Mail	732	1,634	10	0
Canvass	1	1,634	0	0
Total	747	1,634	10	0

Precinct	YES		NO		Total Votes
0081419					
Election Day	34	58.62%	24	41.38%	58
Vote by Mail	284	30.77%	639	69.23%	923
Canvass	1	50.00%	1	50.00%	2
Total	319	32.45%	664	67.55%	983
0081550					
Election Day	26	63.41%	15	36.59%	41
Vote by Mail	498	37.19%	841	62.81%	1,339
Canvass	0	0.00%	5	100.00%	5
Total	524	37.83%	861	62.17%	1,385
0081643					
Election Day	29	48.33%	31	51.67%	60
Vote by Mail	268	27.54%	705	72.46%	973
Canvass	2	33.33%	4	66.67%	6
Total	299	28.78%	740	71.22%	1,039
0081708					
Election Day	9	50.00%	9	50.00%	18
Vote by Mail	203	28.67%	505	71.33%	708
Canvass	1	16.67%	5	83.33%	6
Total	213	29.10%	519	70.90%	732
0081779					
Election Day	25	71.43%	10	28.57%	35
Vote by Mail	224	27.22%	599	72.78%	823
Canvass	2	40.00%	3	60.00%	5
Total	251	29.08%	612	70.92%	863
0082009					
Election Day	13	92.86%	1	7.14%	14
Vote by Mail	200	27.70%	522	72.30%	722
Canvass	1	100.00%	0	0.00%	1
Total	214	29.04%	523	70.96%	737

Precinct	Times Cast	Registered Voters	Undervotes	Overvotes
0082053				
Election Day	16	1,628	0	0
Vote by Mail	850	1,628	22	0
Canvass	1	1,628	0	0
Total	867	1,628	22	0
0082102				
Election Day	17	1,451	0	0
Vote by Mail	785	1,451	9	0
Canvass	5	1,451	0	0
Total	807	1,451	9	0
0082146				
Election Day	21	1,400	0	0
Vote by Mail	857	1,400	12	0
Canvass	4	1,400	0	0
Total	882	1,400	12	0
0082185				
Election Day	32	1,715	0	0
Vote by Mail	941	1,715	7	2
Canvass	4	1,715	1	0
Total	977	1,715	8	2
0082255				
Election Day	20	1,636	0	0
Vote by Mail	954	1,636	8	0
Canvass	3	1,636	0	0
Total	977	1,636	8	0
0082287				
Election Day	45	1,532	0	0
Vote by Mail	903	1,532	13	0
Canvass	5	1,532	0	0
Total	953	1,532	13	0

Precinct	YES	NO	Total Votes
0082053			
Election Day	12 75.00%	4 25.00%	16
Vote by Mail	263 31.76%	565 68.24%	828
Canvass	1 100.00%	0 0.00%	1
Total	276 32.66%	569 67.34%	845
0082102			
Election Day	11 64.71%	6 35.29%	17
Vote by Mail	238 30.67%	538 69.33%	776
Canvass	2 40.00%	3 60.00%	5
Total	251 31.45%	547 68.55%	798
0082146			
Election Day	14 66.67%	7 33.33%	21
Vote by Mail	292 34.56%	553 65.44%	845
Canvass	3 75.00%	1 25.00%	4
Total	309 35.52%	561 64.48%	870
0082185			
Election Day	24 75.00%	8 25.00%	32
Vote by Mail	322 34.55%	610 65.45%	932
Canvass	1 33.33%	2 66.67%	3
Total	347 35.88%	620 64.12%	967
0082255			
Election Day	15 75.00%	5 25.00%	20
Vote by Mail	379 40.06%	567 59.94%	946
Canvass	3 100.00%	0 0.00%	3
Total	397 40.97%	572 59.03%	969
0082287			
Election Day	37 82.22%	8 17.78%	45
Vote by Mail	387 43.48%	503 56.52%	890
Canvass	1 20.00%	4 80.00%	5
Total	425 45.21%	515 54.79%	940

Precinct	Times Cast	Registered Voters	Undervotes	Overvotes
0082307				
Election Day	28	1,261	0	0
Vote by Mail	800	1,261	8	0
Canvass	4	1,261	0	0
Total	832	1,261	8	0
0082328				
Election Day	36	1,323	0	0
Vote by Mail	802	1,323	4	0
Canvass	5	1,323	0	0
Total	843	1,323	4	0
0082372				
Election Day	28	1,369	0	0
Vote by Mail	1,037	1,369	5	0
Canvass	2	1,369	0	0
Total	1,067	1,369	5	0
0082504				
Election Day	60	1,619	0	0
Vote by Mail	1,011	1,619	12	1
Canvass	3	1,619	0	0
Total	1,074	1,619	12	1
0082568				
Election Day	34	1,288	0	0
Vote by Mail	826	1,288	10	0
Canvass	7	1,288	0	0
Total	867	1,288	10	0
0082619				
Election Day	50	1,837	0	0
Vote by Mail	1,174	1,837	7	0
Canvass	3	1,837	0	0
Total	1,227	1,837	7	0

Precinct	YES	NO	Total Votes
0082307			
Election Day	22 78.57%	6 21.43%	28
Vote by Mail	338 42.68%	454 57.32%	792
Canvass	0 0.00%	4 100.00%	4
Total	360 43.69%	464 56.31%	824
0082328			
Election Day	27 75.00%	9 25.00%	36
Vote by Mail	296 37.09%	502 62.91%	798
Canvass	4 80.00%	1 20.00%	5
Total	327 38.97%	512 61.03%	839
0082372			
Election Day	20 71.43%	8 28.57%	28
Vote by Mail	515 49.90%	517 50.10%	1,032
Canvass	0 0.00%	2 100.00%	2
Total	535 50.38%	527 49.62%	1,062
0082504			
Election Day	52 86.67%	8 13.33%	60
Vote by Mail	460 46.09%	538 53.91%	998
Canvass	3 100.00%	0 0.00%	3
Total	515 48.54%	546 51.46%	1,061
0082568			
Election Day	29 85.29%	5 14.71%	34
Vote by Mail	375 45.96%	441 54.04%	816
Canvass	3 42.86%	4 57.14%	7
Total	407 47.49%	450 52.51%	857
0082619			
Election Day	40 80.00%	10 20.00%	50
Vote by Mail	509 43.62%	658 56.38%	1,167
Canvass	2 66.67%	1 33.33%	3
Total	551 45.16%	669 54.84%	1,220

Precinct	Times Cast	Registered Voters	Undervotes	Overvotes
0082633				
Election Day	36	1,643	0	0
Vote by Mail	1,211	1,643	17	0
Canvass	4	1,643	0	0
Total	1,251	1,643	17	0
0082706				
Election Day	53	1,458	1	0
Vote by Mail	929	1,458	8	0
Canvass	6	1,458	0	0
Total	988	1,458	9	0
0082774				
Election Day	68	1,751	1	0
Vote by Mail	1,188	1,751	10	0
Canvass	6	1,751	0	0
Total	1,262	1,751	11	0
0082835				
Election Day	65	1,515	0	0
Vote by Mail	1,045	1,515	8	0
Canvass	7	1,515	0	0
Total	1,117	1,515	8	0
0082880				
Election Day	44	1,517	0	0
Vote by Mail	934	1,517	10	0
Canvass	7	1,517	0	0
Total	985	1,517	10	0
0083003				
Election Day	38	1,922	0	0
Vote by Mail	1,266	1,922	16	0
Canvass	7	1,922	0	0
Total	1,311	1,922	16	0

Precinct	YES	NO	Total Votes
0082633			
Election Day	27 75.00%	9 25.00%	36
Vote by Mail	665 55.70%	529 44.30%	1,194
Canvass	2 50.00%	2 50.00%	4
Total	694 56.24%	540 43.76%	1,234
0082706			
Election Day	43 82.69%	9 17.31%	52
Vote by Mail	491 53.31%	430 46.69%	921
Canvass	4 66.67%	2 33.33%	6
Total	538 54.95%	441 45.05%	979
0082774			
Election Day	61 91.04%	6 8.96%	67
Vote by Mail	647 54.92%	531 45.08%	1,178
Canvass	6 100.00%	0 0.00%	6
Total	714 57.07%	537 42.93%	1,251
0082835			
Election Day	55 84.62%	10 15.38%	65
Vote by Mail	590 56.89%	447 43.11%	1,037
Canvass	5 71.43%	2 28.57%	7
Total	650 58.61%	459 41.39%	1,109
0082880			
Election Day	37 84.09%	7 15.91%	44
Vote by Mail	452 48.92%	472 51.08%	924
Canvass	6 85.71%	1 14.29%	7
Total	495 50.77%	480 49.23%	975
0083003			
Election Day	28 73.68%	10 26.32%	38
Vote by Mail	635 50.80%	615 49.20%	1,250
Canvass	4 57.14%	3 42.86%	7
Total	667 51.51%	628 48.49%	1,295

Precinct	Times Cast	Registered Voters	Undervotes	Overvotes
0083213				
Election Day	50	1,774	0	0
Vote by Mail	1,277	1,774	16	0
Canvass	5	1,774	0	0
Total	1,332	1,774	16	0
0083305				
Election Day	37	1,662	0	0
Vote by Mail	968	1,662	6	0
Canvass	5	1,662	0	0
Total	1,010	1,662	6	0
0083357				
Election Day	42	1,508	0	0
Vote by Mail	945	1,508	5	0
Canvass	7	1,508	0	0
Total	994	1,508	5	0
0083452				
Election Day	35	1,523	0	0
Vote by Mail	1,012	1,523	10	1
Canvass	4	1,523	0	0
Total	1,051	1,523	10	1
0083511				
Election Day	29	1,473	0	0
Vote by Mail	894	1,473	8	0
Canvass	8	1,473	0	0
Total	931	1,473	8	0
0083544				
Election Day	32	1,580	0	0
Vote by Mail	927	1,580	6	0
Canvass	5	1,580	0	0
Total	964	1,580	6	0

Precinct	YES		NO		Total Votes
0083213					
Election Day	45	90.00%	5	10.00%	50
Vote by Mail	771	61.14%	490	38.86%	1,261
Canvass	4	80.00%	1	20.00%	5
Total	820	62.31%	496	37.69%	1,316
0083305					
Election Day	32	86.49%	5	13.51%	37
Vote by Mail	390	40.54%	572	59.46%	962
Canvass	5	100.00%	0	0.00%	5
Total	427	42.53%	577	57.47%	1,004
0083357					
Election Day	31	73.81%	11	26.19%	42
Vote by Mail	372	39.57%	568	60.43%	940
Canvass	5	71.43%	2	28.57%	7
Total	408	41.25%	581	58.75%	989
0083452					
Election Day	32	91.43%	3	8.57%	35
Vote by Mail	430	42.96%	571	57.04%	1,001
Canvass	2	50.00%	2	50.00%	4
Total	464	44.62%	576	55.38%	1,040
0083511					
Election Day	22	75.86%	7	24.14%	29
Vote by Mail	361	40.74%	525	59.26%	886
Canvass	3	37.50%	5	62.50%	8
Total	386	41.82%	537	58.18%	923
0083544					
Election Day	27	84.38%	5	15.63%	32
Vote by Mail	369	40.07%	552	59.93%	921
Canvass	3	60.00%	2	40.00%	5
Total	399	41.65%	559	58.35%	958

Precinct	Times Cast	Registered Voters	Undervotes	Overvotes
0083577				
Election Day	22	1,006	0	0
Vote by Mail	595	1,006	7	0
Canvass	3	1,006	0	0
Total	620	1,006	7	0
0083900				
Election Day	2	72	0	0
Vote by Mail	57	72	0	0
Canvass	0	72	0	0
Total	59	72	0	0
0084250				
Election Day	6	192	0	0
Vote by Mail	121	192	1	0
Canvass	1	192	0	0
Total	128	192	1	0
0085145				
Election Day	0	0	0	0
Vote by Mail	0	0	0	0
Canvass	0	0	0	0
Total	0	0	0	0
0085426				
Election Day	0	4	0	0
Vote by Mail	3	4	0	0
Canvass	0	4	0	0
Total	3	4	0	0
0085914				
Election Day	0	0	0	0
Vote by Mail	0	0	0	0
Canvass	0	0	0	0
Total	0	0	0	0

Precinct	YES	NO	Total Votes
0083577			
Election Day	20 90.91%	2 9.09%	22
Vote by Mail	214 36.39%	374 63.61%	588
Canvass	2 66.67%	1 33.33%	3
Total	236 38.50%	377 61.50%	613
0083900			
Election Day	2 100.00%	0 0.00%	2
Vote by Mail	43 75.44%	14 24.56%	57
Canvass	0	0	0
Total	45 76.27%	14 23.73%	59
0084250			
Election Day	6 100.00%	0 0.00%	6
Vote by Mail	72 60.00%	48 40.00%	120
Canvass	0 0.00%	1 100.00%	1
Total	78 61.42%	49 38.58%	127
0085145			
Election Day	0	0	0
Vote by Mail	0	0	0
Canvass	0	0	0
Total	0	0	0
0085426			
Election Day	0	0	0
Vote by Mail	3 100.00%	0 0.00%	3
Canvass	0	0	0
Total	3 100.00%	0 0.00%	3
0085914			
Election Day	0	0	0
Vote by Mail	0	0	0
Canvass	0	0	0
Total	0	0	0

Precinct	Times Cast	Registered Voters	Undervotes	Overvotes
0085988				
Election Day	49	1,250	0	0
Vote by Mail	887	1,250	7	0
Canvass	1	1,250	0	0
Total	937	1,250	7	0
0086376				
Election Day	4	134	0	0
Vote by Mail	77	134	1	0
Canvass	0	134	0	0
Total	81	134	1	0
0086807				
Election Day	7	294	0	0
Vote by Mail	192	294	6	0
Canvass	1	294	0	0
Total	200	294	6	0
0087126				
Election Day	0	18	0	0
Vote by Mail	16	18	0	0
Canvass	0	18	0	0
Total	16	18	0	0
0087704				
Election Day	15	347	0	0
Vote by Mail	247	347	5	0
Canvass	2	347	0	0
Total	264	347	5	0
0088515				
Election Day	86	1,917	2	0
Vote by Mail	1,201	1,917	13	0
Canvass	1	1,917	0	0
Total	1,288	1,917	15	0

Precinct	YES	NO	Total Votes
0085988			
Election Day	42 85.71%	7 14.29%	49
Vote by Mail	593 67.39%	287 32.61%	880
Canvass	1 100.00%	0 0.00%	1
Total	636 68.39%	294 31.61%	930
0086376			
Election Day	4 100.00%	0 0.00%	4
Vote by Mail	59 77.63%	17 22.37%	76
Canvass	0	0	0
Total	63 78.75%	17 21.25%	80
0086807			
Election Day	6 85.71%	1 14.29%	7
Vote by Mail	114 61.29%	72 38.71%	186
Canvass	1 100.00%	0 0.00%	1
Total	121 62.37%	73 37.63%	194
0087126			
Election Day	0	0	0
Vote by Mail	12 75.00%	4 25.00%	16
Canvass	0	0	0
Total	12 75.00%	4 25.00%	16
0087704			
Election Day	13 86.67%	2 13.33%	15
Vote by Mail	174 71.90%	68 28.10%	242
Canvass	1 50.00%	1 50.00%	2
Total	188 72.59%	71 27.41%	259
0088515			
Election Day	75 89.29%	9 10.71%	84
Vote by Mail	723 60.86%	465 39.14%	1,188
Canvass	0 0.00%	1 100.00%	1
Total	798 62.69%	475 37.31%	1,273

Precinct	Times Cast	Registered Voters	Undervotes	Overvotes
0088616				
Election Day	47	1,185	0	0
Vote by Mail	671	1,185	8	0
Canvass	4	1,185	0	0
Total	722	1,185	8	0
0088679				
Election Day	55	1,396	0	0
Vote by Mail	721	1,396	14	0
Canvass	9	1,396	0	0
Total	785	1,396	14	0
0088707				
Election Day	56	1,445	0	0
Vote by Mail	808	1,445	6	0
Canvass	4	1,445	0	0
Total	868	1,445	6	0
0088780				
Election Day	66	1,823	0	0
Vote by Mail	1,056	1,823	8	0
Canvass	7	1,823	0	0
Total	1,129	1,823	8	0
0088941				
Election Day	0	49	0	0
Vote by Mail	26	49	0	0
Canvass	0	49	0	0
Total	26	49	0	0
0089113				
Election Day	62	1,725	0	0
Vote by Mail	1,068	1,725	16	0
Canvass	3	1,725	0	0
Total	1,133	1,725	16	0

Precinct	YES	NO	Total Votes
0088616			
Election Day	41 87.23%	6 12.77%	47
Vote by Mail	395 59.58%	268 40.42%	663
Canvass	4 100.00%	0 0.00%	4
Total	440 61.62%	274 38.38%	714
0088679			
Election Day	42 76.36%	13 23.64%	55
Vote by Mail	361 51.06%	346 48.94%	707
Canvass	5 55.56%	4 44.44%	9
Total	408 52.92%	363 47.08%	771
0088707			
Election Day	46 82.14%	10 17.86%	56
Vote by Mail	408 50.87%	394 49.13%	802
Canvass	3 75.00%	1 25.00%	4
Total	457 53.02%	405 46.98%	862
0088780			
Election Day	57 86.36%	9 13.64%	66
Vote by Mail	589 56.20%	459 43.80%	1,048
Canvass	5 71.43%	2 28.57%	7
Total	651 58.07%	470 41.93%	1,121
0088941			
Election Day	0	0	0
Vote by Mail	17 65.38%	9 34.62%	26
Canvass	0	0	0
Total	17 65.38%	9 34.62%	26
0089113			
Election Day	52 83.87%	10 16.13%	62
Vote by Mail	576 54.75%	476 45.25%	1,052
Canvass	0 0.00%	3 100.00%	3
Total	628 56.22%	489 43.78%	1,117

Precinct	Times Cast	Registered Voters	Undervotes	Overvotes
0089238				
Election Day	56	1,432	0	0
Vote by Mail	843	1,432	6	0
Canvass	5	1,432	0	0
Total	904	1,432	6	0
0089266				
Election Day	82	1,504	0	0
Vote by Mail	1,009	1,504	7	0
Canvass	3	1,504	0	0
Total	1,094	1,504	7	0
0089347				
Election Day	50	1,564	0	0
Vote by Mail	1,023	1,564	18	0
Canvass	11	1,564	0	0
Total	1,084	1,564	18	0
0089521				
Election Day	0	37	0	0
Vote by Mail	28	37	0	0
Canvass	0	37	0	0
Total	28	37	0	0
0089702				
Election Day	2	111	0	0
Vote by Mail	84	111	0	0
Canvass	0	111	0	0
Total	86	111	0	0
0091534				
Election Day	106	1,865	0	0
Vote by Mail	1,305	1,865	16	0
Canvass	10	1,865	0	0
Total	1,421	1,865	16	0

Precinct	YES	NO	Total Votes
0089238			
Election Day	52 92.86%	4 7.14%	56
Vote by Mail	475 56.75%	362 43.25%	837
Canvass	3 60.00%	2 40.00%	5
Total	530 59.02%	368 40.98%	898
0089266			
Election Day	76 92.68%	6 7.32%	82
Vote by Mail	647 64.57%	355 35.43%	1,002
Canvass	1 33.33%	2 66.67%	3
Total	724 66.61%	363 33.39%	1,087
0089347			
Election Day	48 96.00%	2 4.00%	50
Vote by Mail	609 60.60%	396 39.40%	1,005
Canvass	11 100.00%	0 0.00%	11
Total	668 62.66%	398 37.34%	1,066
0089521			
Election Day	0	0	0
Vote by Mail	8 28.57%	20 71.43%	28
Canvass	0	0	0
Total	8 28.57%	20 71.43%	28
0089702			
Election Day	2 100.00%	0 0.00%	2
Vote by Mail	60 71.43%	24 28.57%	84
Canvass	0	0	0
Total	62 72.09%	24 27.91%	86
0091534			
Election Day	91 85.85%	15 14.15%	106
Vote by Mail	890 69.05%	399 30.95%	1,289
Canvass	9 90.00%	1 10.00%	10
Total	990 70.46%	415 29.54%	1,405

Precinct	Times Cast	Registered Voters	Undervotes	Overvotes
0091968				
Election Day	134	1,611	0	0
Vote by Mail	1,079	1,611	6	0
Canvass	8	1,611	0	0
Total	1,221	1,611	6	0
0094686				
Election Day	51	873	0	0
Vote by Mail	583	873	11	0
Canvass	4	873	0	0
Total	638	873	11	0
0097527				
Election Day	11	318	0	0
Vote by Mail	210	318	1	0
Canvass	3	318	0	0
Total	224	318	1	0
Countywide - Total	555,883	873,203	5,398	35
Cumulative				
Cumulative				
Election Day	0	0	0	0
Vote by Mail	0	0	0	0
Canvass	0	0	0	0
Total	0	0	0	0
Cumulative - Total	0	0	0	0
Countywide - Total	555,883	873,203	5,398	35

Precinct	YES		NO		Total Votes
0091968					
Election Day	123	91.79%	11	8.21%	134
Vote by Mail	792	73.81%	281	26.19%	1,073
Canvass	8	100.00%	0	0.00%	8
Total	923	75.97%	292	24.03%	1,215
0094686					
Election Day	45	88.24%	6	11.76%	51
Vote by Mail	368	64.34%	204	35.66%	572
Canvass	4	100.00%	0	0.00%	4
Total	417	66.51%	210	33.49%	627
0097527					
Election Day	11	100.00%	0	0.00%	11
Vote by Mail	147	70.33%	62	29.67%	209
Canvass	3	100.00%	0	0.00%	3
Total	161	72.20%	62	27.80%	223
Countywide - Total	220,498	40.06%	329,952	59.94%	550,450
Cumulative					
Cumulative					
Election Day	0		0		0
Vote by Mail	0		0		0
Canvass	0		0		0
Total	0		0		0
Cumulative - Total	0		0		0
Countywide - Total	220,498	40.06%	329,952	59.94%	550,450

Candidates to succeed GAVIN NEWSOM as Governor if he is recalled: (Vote for 1)

Precinct		Times Cast	Registered Voters	Undervotes	Overvotes
Countywide					
Countywide					
0011267					
	Election Day	29	437	8	0
	Vote by Mail	325	437	109	0
	Canvass	1	437	0	0
	Total	355	437	117	0
0011397					
	Election Day	6	24	1	0
	Vote by Mail	11	24	0	0
	Canvass	0	24	0	0
	Total	17	24	1	0
0011648					
	Election Day	7	12	2	0
	Vote by Mail	0	12	0	0
	Canvass	0	12	0	0
	Total	7	12	2	0
0011974					
	Election Day	31	1,439	5	1
	Vote by Mail	837	1,439	413	3
	Canvass	2	1,439	0	0
	Total	870	1,439	418	4
0012669					
	Election Day	15	1,482	6	0
	Vote by Mail	1,324	1,482	667	0
	Canvass	1	1,482	1	0
	Total	1,340	1,482	674	0

Precinct		DAN KAPELOVITZ (G-P)		KEVIN K. KAUL (NPP)	
Countywide					
Countywide					
0011267					
	Election Day	0	0.00%	0	0.00%
	Vote by Mail	0	0.00%	0	0.00%
	Canvass	0	0.00%	0	0.00%
	Total	0	0.00%	0	0.00%
0011397					
	Election Day	0	0.00%	0	0.00%
	Vote by Mail	0	0.00%	0	0.00%
	Canvass	0		0	
	Total	0	0.00%	0	0.00%
0011648					
	Election Day	0	0.00%	0	0.00%
	Vote by Mail	0		0	
	Canvass	0		0	
	Total	0	0.00%	0	0.00%
0011974					
	Election Day	0	0.00%	0	0.00%
	Vote by Mail	4	0.95%	0	0.00%
	Canvass	0	0.00%	0	0.00%
	Total	4	0.89%	0	0.00%
0012669					
	Election Day	0	0.00%	0	0.00%
	Vote by Mail	5	0.76%	0	0.00%
	Canvass	0		0	
	Total	5	0.75%	0	0.00%

Precinct	CHAUNCEY "SLIM" KILLENS (REP)		KEVIN KILEY (REP)		PATRICK KILPATRICK (DEM)		ANTHONY TRIMINO (REP)		JOEL VENTRESCA (DEM)		KEVIN L. FAULCONER (REP)		RHONDA FURIN (REP)	
Countywide														
Countywide														
0011267														
Election Day	0	0.00%	1	4.76%	1	4.76%	0	0.00%	1	4.76%	0	0.00%	0	0.00%
Vote by Mail	0	0.00%	10	4.63%	1	0.46%	0	0.00%	4	1.85%	11	5.09%	0	0.00%
Canvass	0	0.00%	0	0.00%	0	0.00%	0	0.00%	0	0.00%	0	0.00%	0	0.00%
Total	0	0.00%	11	4.62%	2	0.84%	0	0.00%	5	2.10%	11	4.62%	0	0.00%
0011397														
Election Day	0	0.00%	0	0.00%	0	0.00%	0	0.00%	1	20.00%	2	40.00%	0	0.00%
Vote by Mail	0	0.00%	1	9.09%	0	0.00%	0	0.00%	0	0.00%	2	18.18%	0	0.00%
Canvass	0		0		0		0		0		0		0	
Total	0	0.00%	1	6.25%	0	0.00%	0	0.00%	1	6.25%	4	25.00%	0	0.00%
0011648														
Election Day	0	0.00%	1	20.00%	0	0.00%	0	0.00%	1	20.00%	0	0.00%	0	0.00%
Vote by Mail	0		0		0		0		0		0		0	
Canvass	0		0		0		0		0		0		0	
Total	0	0.00%	1	20.00%	0	0.00%	0	0.00%	1	20.00%	0	0.00%	0	0.00%
0011974														
Election Day	0	0.00%	4	16.00%	0	0.00%	0	0.00%	0	0.00%	1	4.00%	0	0.00%
Vote by Mail	0	0.00%	20	4.75%	0	0.00%	1	0.24%	27	6.41%	31	7.36%	0	0.00%
Canvass	0	0.00%	0	0.00%	0	0.00%	0	0.00%	1	50.00%	0	0.00%	0	0.00%
Total	0	0.00%	24	5.36%	0	0.00%	1	0.22%	28	6.25%	32	7.14%	0	0.00%
0012669														
Election Day	0	0.00%	0	0.00%	0	0.00%	0	0.00%	0	0.00%	0	0.00%	0	0.00%
Vote by Mail	0	0.00%	23	3.50%	4	0.61%	1	0.15%	18	2.74%	122	18.57%	0	0.00%
Canvass	0		0		0		0		0		0		0	
Total	0	0.00%	23	3.45%	4	0.60%	1	0.15%	18	2.70%	122	18.32%	0	0.00%

Precinct	ROBERT C. NEWMAN II (REP)		DENNIS RICHTER (NPP)		BRANDON M. ROSS (DEM)		SAM L. GALLUCCI (REP)		TED GAINES (REP)		CAITLYN JENNER (REP)		LEO S. ZACKY (REP)	
Countywide														
Countywide														
0011267														
Election Day	0	0.00%	0	0.00%	0	0.00%	0	0.00%	1	4.76%	0	0.00%	0	0.00%
Vote by Mail	0	0.00%	0	0.00%	4	1.85%	0	0.00%	7	3.24%	5	2.31%	0	0.00%
Canvass	0	0.00%	0	0.00%	0	0.00%	0	0.00%	0	0.00%	0	0.00%	0	0.00%
Total	0	0.00%	0	0.00%	4	1.68%	0	0.00%	8	3.36%	5	2.10%	0	0.00%
0011397														
Election Day	0	0.00%	0	0.00%	0	0.00%	0	0.00%	0	0.00%	0	0.00%	0	0.00%
Vote by Mail	0	0.00%	0	0.00%	0	0.00%	0	0.00%	0	0.00%	0	0.00%	0	0.00%
Canvass	0		0		0		0		0		0		0	
Total	0	0.00%	0	0.00%	0	0.00%	0	0.00%	0	0.00%	0	0.00%	0	0.00%
0011648														
Election Day	0	0.00%	0	0.00%	1	20.00%	0	0.00%	0	0.00%	0	0.00%	0	0.00%
Vote by Mail	0		0		0		0		0		0		0	
Canvass	0		0		0		0		0		0		0	
Total	0	0.00%	0	0.00%	1	20.00%	0	0.00%	0	0.00%	0	0.00%	0	0.00%
0011974														
Election Day	0	0.00%	0	0.00%	0	0.00%	0	0.00%	0	0.00%	0	0.00%	0	0.00%
Vote by Mail	0	0.00%	0	0.00%	24	5.70%	1	0.24%	5	1.19%	7	1.66%	1	0.24%
Canvass	0	0.00%	0	0.00%	0	0.00%	0	0.00%	0	0.00%	0	0.00%	0	0.00%
Total	0	0.00%	0	0.00%	24	5.36%	1	0.22%	5	1.12%	7	1.56%	1	0.22%
0012669														
Election Day	0	0.00%	0	0.00%	0	0.00%	0	0.00%	0	0.00%	0	0.00%	0	0.00%
Vote by Mail	0	0.00%	1	0.15%	34	5.18%	2	0.30%	10	1.52%	5	0.76%	0	0.00%
Canvass	0		0		0		0		0		0		0	
Total	0	0.00%	1	0.15%	34	5.11%	2	0.30%	10	1.50%	5	0.75%	0	0.00%

Precinct	JENNY RAE LE ROUX (REP)		DAVID LOZANO (REP)		STEVE CHAVEZ LODGE (REP)		MICHAEL LOEBS (NPP)		DENIS LUCEY (NPP)		DIEGO MARTINEZ (REP)		JEREMIAH "JEREMY" MARCINIAK (NPP)	
Countywide														
Countywide														
0011267														
Election Day	0	0.00%	0	0.00%	0	0.00%	0	0.00%	0	0.00%	0	0.00%	0	0.00%
Vote by Mail	0	0.00%	2	0.93%	1	0.46%	0	0.00%	0	0.00%	0	0.00%	0	0.00%
Canvass	0	0.00%	0	0.00%	0	0.00%	0	0.00%	0	0.00%	0	0.00%	0	0.00%
Total	0	0.00%	2	0.84%	1	0.42%	0	0.00%	0	0.00%	0	0.00%	0	0.00%
0011397														
Election Day	0	0.00%	0	0.00%	0	0.00%	0	0.00%	0	0.00%	0	0.00%	0	0.00%
Vote by Mail	0	0.00%	0	0.00%	0	0.00%	0	0.00%	0	0.00%	0	0.00%	0	0.00%
Canvass	0		0		0		0		0		0		0	
Total	0	0.00%	0	0.00%	0	0.00%	0	0.00%	0	0.00%	0	0.00%	0	0.00%
0011648														
Election Day	0	0.00%	0	0.00%	0	0.00%	0	0.00%	0	0.00%	0	0.00%	0	0.00%
Vote by Mail	0		0		0		0		0		0		0	
Canvass	0		0		0		0		0		0		0	
Total	0	0.00%	0	0.00%	0	0.00%	0	0.00%	0	0.00%	0	0.00%	0	0.00%
0011974														
Election Day	0	0.00%	0	0.00%	0	0.00%	0	0.00%	0	0.00%	0	0.00%	0	0.00%
Vote by Mail	2	0.48%	0	0.00%	2	0.48%	2	0.48%	0	0.00%	0	0.00%	0	0.00%
Canvass	0	0.00%	0	0.00%	0	0.00%	0	0.00%	0	0.00%	0	0.00%	0	0.00%
Total	2	0.45%	0	0.00%	2	0.45%	2	0.45%	0	0.00%	0	0.00%	0	0.00%
0012669														
Election Day	0	0.00%	0	0.00%	0	0.00%	0	0.00%	0	0.00%	0	0.00%	0	0.00%
Vote by Mail	0	0.00%	0	0.00%	2	0.30%	0	0.00%	0	0.00%	0	0.00%	0	0.00%
Canvass	0		0		0		0		0		0		0	
Total	0	0.00%	0	0.00%	2	0.30%	0	0.00%	0	0.00%	0	0.00%	0	0.00%

Precinct	DANIEL MERCURI (REP)		JACQUELINE MCGOWAN (DEM)		DAVID MOORE (NPP)		DAVID ALEXANDER BRAMANTE (REP)		HOLLY L. BAADE (DEM)		ANGELYNE (NPP)		JAMES G. HANINK (NPP)	
Countywide														
Countywide														
0011267														
Election Day	0	0.00%	0	0.00%	0	0.00%	0	0.00%	0	0.00%	0	0.00%	0	0.00%
Vote by Mail	0	0.00%	2	0.93%	0	0.00%	0	0.00%	0	0.00%	0	0.00%	0	0.00%
Canvass	0	0.00%	0	0.00%	0	0.00%	0	0.00%	0	0.00%	0	0.00%	0	0.00%
Total	0	0.00%	2	0.84%	0	0.00%	0	0.00%	0	0.00%	0	0.00%	0	0.00%
0011397														
Election Day	0	0.00%	0	0.00%	0	0.00%	0	0.00%	0	0.00%	0	0.00%	0	0.00%
Vote by Mail	0	0.00%	0	0.00%	0	0.00%	0	0.00%	0	0.00%	0	0.00%	0	0.00%
Canvass	0		0		0		0		0		0		0	
Total	0	0.00%	0	0.00%	0	0.00%	0	0.00%	0	0.00%	0	0.00%	0	0.00%
0011648														
Election Day	0	0.00%	0	0.00%	0	0.00%	0	0.00%	0	0.00%	0	0.00%	0	0.00%
Vote by Mail	0		0		0		0		0		0		0	
Canvass	0		0		0		0		0		0		0	
Total	0	0.00%	0	0.00%	0	0.00%	0	0.00%	0	0.00%	0	0.00%	0	0.00%
0011974														
Election Day	0	0.00%	0	0.00%	0	0.00%	0	0.00%	1	4.00%	0	0.00%	0	0.00%
Vote by Mail	0	0.00%	11	2.61%	1	0.24%	0	0.00%	3	0.71%	0	0.00%	0	0.00%
Canvass	0	0.00%	0	0.00%	0	0.00%	0	0.00%	0	0.00%	0	0.00%	0	0.00%
Total	0	0.00%	11	2.46%	1	0.22%	0	0.00%	4	0.89%	0	0.00%	0	0.00%
0012669														
Election Day	0	0.00%	1	11.11%	0	0.00%	0	0.00%	0	0.00%	0	0.00%	0	0.00%
Vote by Mail	0	0.00%	4	0.61%	1	0.15%	0	0.00%	4	0.61%	2	0.30%	1	0.15%
Canvass	0		0		0		0		0		0		0	
Total	0	0.00%	5	0.75%	1	0.15%	0	0.00%	4	0.60%	2	0.30%	1	0.15%

Precinct	DAVID HILLBERG (REP)		JEFF HEWITT (LIB)		JOHN R. DRAKE (DEM)		LARRY A. ELDER (REP)		KEVIN PAFFRATH (DEM)		ADAM PAPAGAN (NPP)		ARMANDO "MANDO" PEREZ- SERRATO (DEM)	
Countywide														
Countywide														
0011267														
Election Day	0	0.00%	0	0.00%	0	0.00%	15	71.43%	1	4.76%	0	0.00%	0	0.00%
Vote by Mail	0	0.00%	3	1.39%	0	0.00%	129	59.72%	10	4.63%	0	0.00%	1	0.46%
Canvass	0	0.00%	0	0.00%	0	0.00%	1	100.00%	0	0.00%	0	0.00%	0	0.00%
Total	0	0.00%	3	1.26%	0	0.00%	145	60.92%	11	4.62%	0	0.00%	1	0.42%
0011397														
Election Day	0	0.00%	0	0.00%	0	0.00%	2	40.00%	0	0.00%	0	0.00%	0	0.00%
Vote by Mail	0	0.00%	0	0.00%	0	0.00%	7	63.64%	0	0.00%	0	0.00%	0	0.00%
Canvass	0		0		0		0		0		0		0	
Total	0	0.00%	0	0.00%	0	0.00%	9	56.25%	0	0.00%	0	0.00%	0	0.00%
0011648														
Election Day	0	0.00%	0	0.00%	0	0.00%	2	40.00%	0	0.00%	0	0.00%	0	0.00%
Vote by Mail	0		0		0		0		0		0		0	
Canvass	0		0		0		0		0		0		0	
Total	0	0.00%	0	0.00%	0	0.00%	2	40.00%	0	0.00%	0	0.00%	0	0.00%
0011974														
Election Day	0	0.00%	0	0.00%	0	0.00%	17	68.00%	2	8.00%	0	0.00%	0	0.00%
Vote by Mail	0	0.00%	0	0.00%	0	0.00%	197	46.79%	41	9.74%	0	0.00%	2	0.48%
Canvass	0	0.00%	0	0.00%	0	0.00%	1	50.00%	0	0.00%	0	0.00%	0	0.00%
Total	0	0.00%	0	0.00%	0	0.00%	215	47.99%	43	9.60%	0	0.00%	2	0.45%
0012669														
Election Day	0	0.00%	0	0.00%	0	0.00%	8	88.89%	0	0.00%	0	0.00%	0	0.00%
Vote by Mail	0	0.00%	5	0.76%	1	0.15%	280	42.62%	71	10.81%	0	0.00%	0	0.00%
Canvass	0		0		0		0		0		0		0	
Total	0	0.00%	5	0.75%	1	0.15%	288	43.24%	71	10.66%	0	0.00%	0	0.00%

Precinct	JOHN COX (REP)		HEATHER COLLINS (G-P)		DANIEL WATTS (DEM)		NICKOLAS WILDSTAR (REP)		SARAH STEPHENS (REP)		DENVER STONER (REP)		JOE M. SYMMON (REP)	
Countywide														
Countywide														
0011267														
Election Day	1	4.76%	0	0.00%	0	0.00%	0	0.00%	0	0.00%	0	0.00%	0	0.00%
Vote by Mail	19	8.80%	1	0.46%	0	0.00%	0	0.00%	1	0.46%	2	0.93%	0	0.00%
Canvass	0	0.00%	0	0.00%	0	0.00%	0	0.00%	0	0.00%	0	0.00%	0	0.00%
Total	20	8.40%	1	0.42%	0	0.00%	0	0.00%	1	0.42%	2	0.84%	0	0.00%
0011397														
Election Day	0	0.00%	0	0.00%	0	0.00%	0	0.00%	0	0.00%	0	0.00%	0	0.00%
Vote by Mail	0	0.00%	1	9.09%	0	0.00%	0	0.00%	0	0.00%	0	0.00%	0	0.00%
Canvass	0		0		0		0		0		0		0	
Total	0	0.00%	1	6.25%	0	0.00%	0	0.00%	0	0.00%	0	0.00%	0	0.00%
0011648														
Election Day	0	0.00%	0	0.00%	0	0.00%	0	0.00%	0	0.00%	0	0.00%	0	0.00%
Vote by Mail	0		0		0		0		0		0		0	
Canvass	0		0		0		0		0		0		0	
Total	0	0.00%	0	0.00%	0	0.00%	0	0.00%	0	0.00%	0	0.00%	0	0.00%
0011974														
Election Day	0	0.00%	0	0.00%	0	0.00%	0	0.00%	0	0.00%	0	0.00%	0	0.00%
Vote by Mail	11	2.61%	1	0.24%	11	2.61%	0	0.00%	0	0.00%	1	0.24%	0	0.00%
Canvass	0	0.00%	0	0.00%	0	0.00%	0	0.00%	0	0.00%	0	0.00%	0	0.00%
Total	11	2.46%	1	0.22%	11	2.46%	0	0.00%	0	0.00%	1	0.22%	0	0.00%
0012669														
Election Day	0	0.00%	0	0.00%	0	0.00%	0	0.00%	0	0.00%	0	0.00%	0	0.00%
Vote by Mail	35	5.33%	3	0.46%	12	1.83%	0	0.00%	0	0.00%	1	0.15%	0	0.00%
Canvass	0		0		0		0		0		0		0	
Total	35	5.26%	3	0.45%	12	1.80%	0	0.00%	0	0.00%	1	0.15%	0	0.00%

Precinct	MAJOR SINGH (NPP)		DOUG OSE (REP)		Write-in		Total Votes	ROXANNE Qualified Write In		STACY SMITH Qualified Write In		MAJOR WILLIAMS Qualified Write In	
Countywide													
Countywide													
0011267													
Election Day	0	0.00%	0	0.00%	0	0.00%	21	0	0.00%	0	0.00%	0	0.00%
Vote by Mail	0	0.00%	3	1.39%	0	0.00%	216	0	0.00%	0	0.00%	0	0.00%
Canvass	0	0.00%	0	0.00%	0	0.00%	1	0	0.00%	0	0.00%	0	0.00%
Total	0	0.00%	3	1.26%	0	0.00%	238	0	0.00%	0	0.00%	0	0.00%
0011397													
Election Day	0	0.00%	0	0.00%	0	0.00%	5	0	0.00%	0	0.00%	0	0.00%
Vote by Mail	0	0.00%	0	0.00%	0	0.00%	11	0	0.00%	0	0.00%	0	0.00%
Canvass	0		0		0		0	0		0		0	
Total	0	0.00%	0	0.00%	0	0.00%	16	0	0.00%	0	0.00%	0	0.00%
0011648													
Election Day	0	0.00%	0	0.00%	0	0.00%	5	0	0.00%	0	0.00%	0	0.00%
Vote by Mail	0		0		0		0	0		0		0	
Canvass	0		0		0		0	0		0		0	
Total	0	0.00%	0	0.00%	0	0.00%	5	0	0.00%	0	0.00%	0	0.00%
0011974													
Election Day	0	0.00%	0	0.00%	0	0.00%	25	0	0.00%	0	0.00%	0	0.00%
Vote by Mail	13	3.09%	2	0.48%	0	0.00%	421	0	0.00%	0	0.00%	0	0.00%
Canvass	0	0.00%	0	0.00%	0	0.00%	2	0	0.00%	0	0.00%	0	0.00%
Total	13	2.90%	2	0.45%	0	0.00%	448	0	0.00%	0	0.00%	0	0.00%
0012669													
Election Day	0	0.00%	0	0.00%	0	0.00%	9	0	0.00%	0	0.00%	0	0.00%
Vote by Mail	2	0.30%	8	1.22%	0	0.00%	657	0	0.00%	0	0.00%	0	0.00%
Canvass	0		0		0		0	0		0		0	
Total	2	0.30%	8	1.20%	0	0.00%	666	0	0.00%	0	0.00%	0	0.00%

Precinct	THUY E. HUGENS Qualified Write In		MIKI HABRYN Qualified Write In		VINCE LUNDGREN Qualified Write In		VIVEK B. MOHAN Qualified Write In	
Countywide								
Countywide								
0011267								
Election Day	0	0.00%	0	0.00%	0	0.00%	0	0.00%
Vote by Mail	0	0.00%	0	0.00%	0	0.00%	0	0.00%
Canvass	0	0.00%	0	0.00%	0	0.00%	0	0.00%
Total	0	0.00%	0	0.00%	0	0.00%	0	0.00%
0011397								
Election Day	0	0.00%	0	0.00%	0	0.00%	0	0.00%
Vote by Mail	0	0.00%	0	0.00%	0	0.00%	0	0.00%
Canvass	0		0		0		0	
Total	0	0.00%	0	0.00%	0	0.00%	0	0.00%
0011648								
Election Day	0	0.00%	0	0.00%	0	0.00%	0	0.00%
Vote by Mail	0		0		0		0	
Canvass	0		0		0		0	
Total	0	0.00%	0	0.00%	0	0.00%	0	0.00%
0011974								
Election Day	0	0.00%	0	0.00%	0	0.00%	0	0.00%
Vote by Mail	0	0.00%	0	0.00%	0	0.00%	0	0.00%
Canvass	0	0.00%	0	0.00%	0	0.00%	0	0.00%
Total	0	0.00%	0	0.00%	0	0.00%	0	0.00%
0012669								
Election Day	0	0.00%	0	0.00%	0	0.00%	0	0.00%
Vote by Mail	0	0.00%	0	0.00%	0	0.00%	0	0.00%
Canvass	0		0		0		0	
Total	0	0.00%	0	0.00%	0	0.00%	0	0.00%

Precinct	Times Cast	Registered Voters	Undervotes	Overvotes
0012681				
Election Day	32	1,267	2	0
Vote by Mail	825	1,267	502	3
Canvass	4	1,267	4	0
Total	861	1,267	508	3
0012702				
Election Day	44	1,699	14	0
Vote by Mail	933	1,699	536	1
Canvass	2	1,699	0	0
Total	979	1,699	550	1
0012733				
Election Day	36	1,421	7	0
Vote by Mail	902	1,421	430	1
Canvass	5	1,421	1	0
Total	943	1,421	438	1
0012765				
Election Day	33	1,391	11	0
Vote by Mail	907	1,391	473	2
Canvass	3	1,391	1	0
Total	943	1,391	485	2
0012786				
Election Day	38	1,785	7	0
Vote by Mail	1,038	1,785	546	1
Canvass	5	1,785	2	0
Total	1,081	1,785	555	1
0012807				
Election Day	38	1,421	8	0
Vote by Mail	802	1,421	433	5
Canvass	4	1,421	2	0
Total	844	1,421	443	5

Precinct	DAN KAPELOVITZ (G-P)		KEVIN K. KAUL (NPP)	
0012681				
Election Day	0	0.00%	0	0.00%
Vote by Mail	2	0.63%	0	0.00%
Canvass	0		0	
Total	2	0.57%	0	0.00%
0012702				
Election Day	1	3.33%	0	0.00%
Vote by Mail	1	0.25%	0	0.00%
Canvass	0	0.00%	0	0.00%
Total	2	0.47%	0	0.00%
0012733				
Election Day	0	0.00%	0	0.00%
Vote by Mail	0	0.00%	2	0.42%
Canvass	0	0.00%	0	0.00%
Total	0	0.00%	2	0.40%
0012765				
Election Day	0	0.00%	0	0.00%
Vote by Mail	4	0.93%	0	0.00%
Canvass	0	0.00%	0	0.00%
Total	4	0.88%	0	0.00%
0012786				
Election Day	0	0.00%	0	0.00%
Vote by Mail	3	0.61%	0	0.00%
Canvass	0	0.00%	0	0.00%
Total	3	0.57%	0	0.00%
0012807				
Election Day	0	0.00%	0	0.00%
Vote by Mail	0	0.00%	1	0.27%
Canvass	0	0.00%	0	0.00%
Total	0	0.00%	1	0.25%

Precinct	CHAUNCEY "SLIM" KILLENS (REP)		KEVIN KILEY (REP)		PATRICK KILPATRICK (DEM)		ANTHONY TRIMINO (REP)		JOEL VENTRESCA (DEM)		KEVIN L. FAULCONER (REP)		RHONDA FURIN (REP)	
0012681														
Election Day	0	0.00%	0	0.00%	0	0.00%	0	0.00%	5	16.67%	2	6.67%	0	0.00%
Vote by Mail	1	0.31%	18	5.63%	8	2.50%	0	0.00%	17	5.31%	29	9.06%	0	0.00%
Canvass	0		0		0		0		0		0		0	
Total	1	0.29%	18	5.14%	8	2.29%	0	0.00%	22	6.29%	31	8.86%	0	0.00%
0012702														
Election Day	0	0.00%	2	6.67%	0	0.00%	0	0.00%	3	10.00%	2	6.67%	0	0.00%
Vote by Mail	3	0.76%	19	4.80%	2	0.51%	0	0.00%	47	11.87%	27	6.82%	0	0.00%
Canvass	0	0.00%	0	0.00%	0	0.00%	0	0.00%	0	0.00%	0	0.00%	0	0.00%
Total	3	0.70%	21	4.91%	2	0.47%	0	0.00%	50	11.68%	29	6.78%	0	0.00%
0012733														
Election Day	0	0.00%	2	6.90%	0	0.00%	0	0.00%	0	0.00%	1	3.45%	0	0.00%
Vote by Mail	0	0.00%	17	3.61%	4	0.85%	1	0.21%	25	5.31%	69	14.65%	0	0.00%
Canvass	0	0.00%	0	0.00%	0	0.00%	0	0.00%	0	0.00%	0	0.00%	0	0.00%
Total	0	0.00%	19	3.77%	4	0.79%	1	0.20%	25	4.96%	70	13.89%	0	0.00%
0012765														
Election Day	0	0.00%	1	4.55%	1	4.55%	0	0.00%	0	0.00%	1	4.55%	0	0.00%
Vote by Mail	0	0.00%	21	4.86%	12	2.78%	0	0.00%	24	5.56%	42	9.72%	0	0.00%
Canvass	0	0.00%	0	0.00%	0	0.00%	0	0.00%	0	0.00%	0	0.00%	0	0.00%
Total	0	0.00%	22	4.82%	13	2.85%	0	0.00%	24	5.26%	43	9.43%	0	0.00%
0012786														
Election Day	0	0.00%	4	12.90%	0	0.00%	1	3.23%	2	6.45%	2	6.45%	0	0.00%
Vote by Mail	1	0.20%	16	3.26%	7	1.43%	3	0.61%	34	6.92%	45	9.16%	1	0.20%
Canvass	0	0.00%	0	0.00%	0	0.00%	0	0.00%	0	0.00%	0	0.00%	0	0.00%
Total	1	0.19%	20	3.81%	7	1.33%	4	0.76%	36	6.86%	47	8.95%	1	0.19%
0012807														
Election Day	0	0.00%	5	16.67%	0	0.00%	0	0.00%	2	6.67%	1	3.33%	0	0.00%
Vote by Mail	0	0.00%	16	4.40%	0	0.00%	2	0.55%	35	9.62%	28	7.69%	0	0.00%
Canvass	0	0.00%	0	0.00%	0	0.00%	0	0.00%	1	50.00%	0	0.00%	0	0.00%
Total	0	0.00%	21	5.30%	0	0.00%	2	0.51%	38	9.60%	29	7.32%	0	0.00%

Precinct	ROBERT C. NEWMAN II (REP)		DENNIS RICHTER (NPP)		BRANDON M. ROSS (DEM)		SAM L. GALLUCCI (REP)		TED GAINES (REP)		CAITLYN JENNER (REP)		LEO S. ZACKY (REP)	
0012681														
Election Day	0	0.00%	0	0.00%	3	10.00%	0	0.00%	0	0.00%	0	0.00%	0	0.00%
Vote by Mail	2	0.63%	0	0.00%	24	7.50%	0	0.00%	3	0.94%	3	0.94%	1	0.31%
Canvass	0		0		0		0		0		0		0	
Total	2	0.57%	0	0.00%	27	7.71%	0	0.00%	3	0.86%	3	0.86%	1	0.29%
0012702														
Election Day	0	0.00%	0	0.00%	4	13.33%	0	0.00%	0	0.00%	0	0.00%	0	0.00%
Vote by Mail	2	0.51%	0	0.00%	29	7.32%	0	0.00%	5	1.26%	4	1.01%	0	0.00%
Canvass	1	50.00%	0	0.00%	0	0.00%	0	0.00%	0	0.00%	0	0.00%	0	0.00%
Total	3	0.70%	0	0.00%	33	7.71%	0	0.00%	5	1.17%	4	0.93%	0	0.00%
0012733														
Election Day	0	0.00%	0	0.00%	0	0.00%	0	0.00%	0	0.00%	0	0.00%	0	0.00%
Vote by Mail	0	0.00%	0	0.00%	33	7.01%	0	0.00%	8	1.70%	3	0.64%	0	0.00%
Canvass	0	0.00%	0	0.00%	1	25.00%	0	0.00%	0	0.00%	0	0.00%	0	0.00%
Total	0	0.00%	0	0.00%	34	6.75%	0	0.00%	8	1.59%	3	0.60%	0	0.00%
0012765														
Election Day	1	4.55%	0	0.00%	3	13.64%	0	0.00%	0	0.00%	0	0.00%	0	0.00%
Vote by Mail	0	0.00%	0	0.00%	33	7.64%	2	0.46%	5	1.16%	4	0.93%	1	0.23%
Canvass	0	0.00%	0	0.00%	0	0.00%	0	0.00%	0	0.00%	0	0.00%	0	0.00%
Total	1	0.22%	0	0.00%	36	7.89%	2	0.44%	5	1.10%	4	0.88%	1	0.22%
0012786														
Election Day	0	0.00%	0	0.00%	6	19.35%	0	0.00%	0	0.00%	0	0.00%	0	0.00%
Vote by Mail	1	0.20%	0	0.00%	36	7.33%	0	0.00%	4	0.81%	5	1.02%	0	0.00%
Canvass	0	0.00%	0	0.00%	0	0.00%	0	0.00%	0	0.00%	0	0.00%	0	0.00%
Total	1	0.19%	0	0.00%	42	8.00%	0	0.00%	4	0.76%	5	0.95%	0	0.00%
0012807														
Election Day	0	0.00%	0	0.00%	1	3.33%	0	0.00%	0	0.00%	0	0.00%	0	0.00%
Vote by Mail	1	0.27%	4	1.10%	15	4.12%	0	0.00%	2	0.55%	1	0.27%	0	0.00%
Canvass	0	0.00%	0	0.00%	1	50.00%	0	0.00%	0	0.00%	0	0.00%	0	0.00%
Total	1	0.25%	4	1.01%	17	4.29%	0	0.00%	2	0.51%	1	0.25%	0	0.00%

Precinct	JENNY RAE LE ROUX (REP)		DAVID LOZANO (REP)		STEVE CHAVEZ LODGE (REP)		MICHAEL LOEBBS (NPP)		DENIS LUCEY (NPP)		DIEGO MARTINEZ (REP)		JEREMIAH "JEREMY" MARCINIAK (NPP)	
0012681														
Election Day	1	3.33%	0	0.00%	0	0.00%	0	0.00%	0	0.00%	0	0.00%	0	0.00%
Vote by Mail	0	0.00%	0	0.00%	0	0.00%	3	0.94%	0	0.00%	1	0.31%	0	0.00%
Canvass	0		0		0		0		0		0		0	
Total	1	0.29%	0	0.00%	0	0.00%	3	0.86%	0	0.00%	1	0.29%	0	0.00%
0012702														
Election Day	0	0.00%	0	0.00%	0	0.00%	0	0.00%	0	0.00%	0	0.00%	0	0.00%
Vote by Mail	1	0.25%	1	0.25%	0	0.00%	0	0.00%	0	0.00%	1	0.25%	0	0.00%
Canvass	0	0.00%	0	0.00%	0	0.00%	0	0.00%	0	0.00%	0	0.00%	0	0.00%
Total	1	0.23%	1	0.23%	0	0.00%	0	0.00%	0	0.00%	1	0.23%	0	0.00%
0012733														
Election Day	0	0.00%	0	0.00%	0	0.00%	1	3.45%	0	0.00%	0	0.00%	0	0.00%
Vote by Mail	0	0.00%	0	0.00%	2	0.42%	5	1.06%	0	0.00%	0	0.00%	0	0.00%
Canvass	0	0.00%	0	0.00%	0	0.00%	0	0.00%	0	0.00%	0	0.00%	0	0.00%
Total	0	0.00%	0	0.00%	2	0.40%	6	1.19%	0	0.00%	0	0.00%	0	0.00%
0012765														
Election Day	0	0.00%	0	0.00%	0	0.00%	0	0.00%	0	0.00%	0	0.00%	0	0.00%
Vote by Mail	0	0.00%	3	0.69%	0	0.00%	3	0.69%	0	0.00%	0	0.00%	0	0.00%
Canvass	0	0.00%	0	0.00%	0	0.00%	0	0.00%	0	0.00%	0	0.00%	0	0.00%
Total	0	0.00%	3	0.66%	0	0.00%	3	0.66%	0	0.00%	0	0.00%	0	0.00%
0012786														
Election Day	0	0.00%	0	0.00%	0	0.00%	0	0.00%	0	0.00%	0	0.00%	0	0.00%
Vote by Mail	2	0.41%	2	0.41%	3	0.61%	2	0.41%	0	0.00%	0	0.00%	0	0.00%
Canvass	0	0.00%	0	0.00%	0	0.00%	0	0.00%	0	0.00%	0	0.00%	0	0.00%
Total	2	0.38%	2	0.38%	3	0.57%	2	0.38%	0	0.00%	0	0.00%	0	0.00%
0012807														
Election Day	0	0.00%	0	0.00%	0	0.00%	0	0.00%	0	0.00%	0	0.00%	0	0.00%
Vote by Mail	0	0.00%	0	0.00%	0	0.00%	1	0.27%	0	0.00%	2	0.55%	0	0.00%
Canvass	0	0.00%	0	0.00%	0	0.00%	0	0.00%	0	0.00%	0	0.00%	0	0.00%
Total	0	0.00%	0	0.00%	0	0.00%	1	0.25%	0	0.00%	2	0.51%	0	0.00%

Precinct	DANIEL MERCURI (REP)		JACQUELINE MCGOWAN (DEM)		DAVID MOORE (NPP)		DAVID ALEXANDER BRAMANTE (REP)		HOLLY L. BAADE (DEM)		ANGELYNE (NPP)		JAMES G. HANINK (NPP)	
0012681														
Election Day	0	0.00%	2	6.67%	0	0.00%	0	0.00%	1	3.33%	0	0.00%	0	0.00%
Vote by Mail	0	0.00%	8	2.50%	0	0.00%	0	0.00%	1	0.31%	0	0.00%	0	0.00%
Canvass	0		0		0		0		0		0		0	
Total	0	0.00%	10	2.86%	0	0.00%	0	0.00%	2	0.57%	0	0.00%	0	0.00%
0012702														
Election Day	0	0.00%	0	0.00%	0	0.00%	0	0.00%	1	3.33%	0	0.00%	0	0.00%
Vote by Mail	0	0.00%	18	4.55%	3	0.76%	3	0.76%	5	1.26%	1	0.25%	0	0.00%
Canvass	0	0.00%	0	0.00%	0	0.00%	0	0.00%	0	0.00%	0	0.00%	0	0.00%
Total	0	0.00%	18	4.21%	3	0.70%	3	0.70%	6	1.40%	1	0.23%	0	0.00%
0012733														
Election Day	0	0.00%	2	6.90%	0	0.00%	0	0.00%	0	0.00%	0	0.00%	0	0.00%
Vote by Mail	0	0.00%	13	2.76%	2	0.42%	0	0.00%	4	0.85%	5	1.06%	1	0.21%
Canvass	0	0.00%	0	0.00%	0	0.00%	0	0.00%	0	0.00%	0	0.00%	0	0.00%
Total	0	0.00%	15	2.98%	2	0.40%	0	0.00%	4	0.79%	5	0.99%	1	0.20%
0012765														
Election Day	0	0.00%	0	0.00%	0	0.00%	0	0.00%	0	0.00%	0	0.00%	0	0.00%
Vote by Mail	1	0.23%	13	3.01%	4	0.93%	1	0.23%	8	1.85%	3	0.69%	0	0.00%
Canvass	0	0.00%	0	0.00%	0	0.00%	0	0.00%	0	0.00%	0	0.00%	0	0.00%
Total	1	0.22%	13	2.85%	4	0.88%	1	0.22%	8	1.75%	3	0.66%	0	0.00%
0012786														
Election Day	0	0.00%	0	0.00%	0	0.00%	0	0.00%	0	0.00%	0	0.00%	0	0.00%
Vote by Mail	0	0.00%	21	4.28%	4	0.81%	1	0.20%	5	1.02%	2	0.41%	0	0.00%
Canvass	0	0.00%	0	0.00%	0	0.00%	0	0.00%	0	0.00%	0	0.00%	0	0.00%
Total	0	0.00%	21	4.00%	4	0.76%	1	0.19%	5	0.95%	2	0.38%	0	0.00%
0012807														
Election Day	0	0.00%	0	0.00%	0	0.00%	0	0.00%	0	0.00%	0	0.00%	0	0.00%
Vote by Mail	1	0.27%	12	3.30%	1	0.27%	1	0.27%	1	0.27%	1	0.27%	0	0.00%
Canvass	0	0.00%	0	0.00%	0	0.00%	0	0.00%	0	0.00%	0	0.00%	0	0.00%
Total	1	0.25%	12	3.03%	1	0.25%	1	0.25%	1	0.25%	1	0.25%	0	0.00%

Precinct	DAVID HILLBERG (REP)		JEFF HEWITT (LIB)		JOHN R. DRAKE (DEM)		LARRY A. ELDER (REP)		KEVIN PAFFRATH (DEM)		ADAM PAPAGAN (NPP)		ARMANDO "MANDO" PEREZ- SERRATO (DEM)	
0012681														
Election Day	0	0.00%	0	0.00%	0	0.00%	15	50.00%	0	0.00%	0	0.00%	0	0.00%
Vote by Mail	0	0.00%	2	0.63%	0	0.00%	131	40.94%	39	12.19%	0	0.00%	6	1.88%
Canvass	0		0		0		0		0		0		0	
Total	0	0.00%	2	0.57%	0	0.00%	146	41.71%	39	11.14%	0	0.00%	6	1.71%
0012702														
Election Day	0	0.00%	0	0.00%	0	0.00%	13	43.33%	2	6.67%	0	0.00%	0	0.00%
Vote by Mail	0	0.00%	2	0.51%	6	1.52%	117	29.55%	62	15.66%	0	0.00%	0	0.00%
Canvass	0	0.00%	0	0.00%	0	0.00%	0	0.00%	1	50.00%	0	0.00%	0	0.00%
Total	0	0.00%	2	0.47%	6	1.40%	130	30.37%	65	15.19%	0	0.00%	0	0.00%
0012733														
Election Day	0	0.00%	0	0.00%	0	0.00%	20	68.97%	2	6.90%	0	0.00%	0	0.00%
Vote by Mail	0	0.00%	2	0.42%	4	0.85%	175	37.15%	63	13.38%	0	0.00%	1	0.21%
Canvass	0	0.00%	0	0.00%	0	0.00%	2	50.00%	1	25.00%	0	0.00%	0	0.00%
Total	0	0.00%	2	0.40%	4	0.79%	197	39.09%	66	13.10%	0	0.00%	1	0.20%
0012765														
Election Day	0	0.00%	0	0.00%	0	0.00%	15	68.18%	0	0.00%	0	0.00%	0	0.00%
Vote by Mail	0	0.00%	6	1.39%	4	0.93%	171	39.58%	36	8.33%	1	0.23%	2	0.46%
Canvass	0	0.00%	0	0.00%	0	0.00%	2	100.00%	0	0.00%	0	0.00%	0	0.00%
Total	0	0.00%	6	1.32%	4	0.88%	188	41.23%	36	7.89%	1	0.22%	2	0.44%
0012786														
Election Day	0	0.00%	0	0.00%	0	0.00%	11	35.48%	2	6.45%	0	0.00%	0	0.00%
Vote by Mail	0	0.00%	6	1.22%	2	0.41%	173	35.23%	63	12.83%	1	0.20%	7	1.43%
Canvass	0	0.00%	0	0.00%	0	0.00%	3	100.00%	0	0.00%	0	0.00%	0	0.00%
Total	0	0.00%	6	1.14%	2	0.38%	187	35.62%	65	12.38%	1	0.19%	7	1.33%
0012807														
Election Day	0	0.00%	0	0.00%	0	0.00%	20	66.67%	1	3.33%	0	0.00%	0	0.00%
Vote by Mail	0	0.00%	2	0.55%	4	1.10%	149	40.93%	49	13.46%	0	0.00%	3	0.82%
Canvass	0	0.00%	0	0.00%	0	0.00%	0	0.00%	0	0.00%	0	0.00%	0	0.00%
Total	0	0.00%	2	0.51%	4	1.01%	169	42.68%	50	12.63%	0	0.00%	3	0.76%

Precinct	JOHN COX (REP)		HEATHER COLLINS (G-P)		DANIEL WATTS (DEM)		NICKOLAS WILDSTAR (REP)		SARAH STEPHENS (REP)		DENVER STONER (REP)		JOE M. SYMMON (REP)	
0012681														
Election Day	0	0.00%	0	0.00%	0	0.00%	0	0.00%	0	0.00%	0	0.00%	0	0.00%
Vote by Mail	8	2.50%	0	0.00%	7	2.19%	0	0.00%	0	0.00%	1	0.31%	0	0.00%
Canvass	0		0		0		0		0		0		0	
Total	8	2.29%	0	0.00%	7	2.00%	0	0.00%	0	0.00%	1	0.29%	0	0.00%
0012702														
Election Day	2	6.67%	0	0.00%	0	0.00%	0	0.00%	0	0.00%	0	0.00%	0	0.00%
Vote by Mail	12	3.03%	3	0.76%	9	2.27%	0	0.00%	1	0.25%	2	0.51%	0	0.00%
Canvass	0	0.00%	0	0.00%	0	0.00%	0	0.00%	0	0.00%	0	0.00%	0	0.00%
Total	14	3.27%	3	0.70%	9	2.10%	0	0.00%	1	0.23%	2	0.47%	0	0.00%
0012733														
Election Day	1	3.45%	0	0.00%	0	0.00%	0	0.00%	0	0.00%	0	0.00%	0	0.00%
Vote by Mail	11	2.34%	2	0.42%	12	2.55%	0	0.00%	1	0.21%	1	0.21%	0	0.00%
Canvass	0	0.00%	0	0.00%	0	0.00%	0	0.00%	0	0.00%	0	0.00%	0	0.00%
Total	12	2.38%	2	0.40%	12	2.38%	0	0.00%	1	0.20%	1	0.20%	0	0.00%
0012765														
Election Day	0	0.00%	0	0.00%	0	0.00%	0	0.00%	0	0.00%	0	0.00%	0	0.00%
Vote by Mail	13	3.01%	1	0.23%	8	1.85%	0	0.00%	0	0.00%	0	0.00%	0	0.00%
Canvass	0	0.00%	0	0.00%	0	0.00%	0	0.00%	0	0.00%	0	0.00%	0	0.00%
Total	13	2.85%	1	0.22%	8	1.75%	0	0.00%	0	0.00%	0	0.00%	0	0.00%
0012786														
Election Day	2	6.45%	1	3.23%	0	0.00%	0	0.00%	0	0.00%	0	0.00%	0	0.00%
Vote by Mail	16	3.26%	6	1.22%	12	2.44%	0	0.00%	0	0.00%	3	0.61%	0	0.00%
Canvass	0	0.00%	0	0.00%	0	0.00%	0	0.00%	0	0.00%	0	0.00%	0	0.00%
Total	18	3.43%	7	1.33%	12	2.29%	0	0.00%	0	0.00%	3	0.57%	0	0.00%
0012807														
Election Day	0	0.00%	0	0.00%	0	0.00%	0	0.00%	0	0.00%	0	0.00%	0	0.00%
Vote by Mail	14	3.85%	4	1.10%	8	2.20%	0	0.00%	0	0.00%	0	0.00%	0	0.00%
Canvass	0	0.00%	0	0.00%	0	0.00%	0	0.00%	0	0.00%	0	0.00%	0	0.00%
Total	14	3.54%	4	1.01%	8	2.02%	0	0.00%	0	0.00%	0	0.00%	0	0.00%

Precinct	MAJOR SINGH (NPP)		DOUG OSE (REP)		Write-in		Total Votes	ROXANNE Qualified Write In		STACY SMITH Qualified Write In		MAJOR WILLIAMS Qualified Write In	
0012681													
Election Day	1	3.33%	0	0.00%	0	0.00%	30	0	0.00%	0	0.00%	0	0.00%
Vote by Mail	2	0.63%	2	0.63%	1	0.31%	320	0	0.00%	0	0.00%	1	0.31%
Canvass	0		0		0		0	0		0		0	
Total	3	0.86%	2	0.57%	1	0.29%	350	0	0.00%	0	0.00%	1	0.29%
0012702													
Election Day	0	0.00%	0	0.00%	0	0.00%	30	0	0.00%	0	0.00%	0	0.00%
Vote by Mail	2	0.51%	8	2.02%	0	0.00%	396	0	0.00%	0	0.00%	0	0.00%
Canvass	0	0.00%	0	0.00%	0	0.00%	2	0	0.00%	0	0.00%	0	0.00%
Total	2	0.47%	8	1.87%	0	0.00%	428	0	0.00%	0	0.00%	0	0.00%
0012733													
Election Day	0	0.00%	0	0.00%	0	0.00%	29	0	0.00%	0	0.00%	0	0.00%
Vote by Mail	3	0.64%	2	0.42%	0	0.00%	471	0	0.00%	0	0.00%	0	0.00%
Canvass	0	0.00%	0	0.00%	0	0.00%	4	0	0.00%	0	0.00%	0	0.00%
Total	3	0.60%	2	0.40%	0	0.00%	504	0	0.00%	0	0.00%	0	0.00%
0012765													
Election Day	0	0.00%	0	0.00%	0	0.00%	22	0	0.00%	0	0.00%	0	0.00%
Vote by Mail	2	0.46%	1	0.23%	3	0.69%	432	0	0.00%	0	0.00%	3	0.69%
Canvass	0	0.00%	0	0.00%	0	0.00%	2	0	0.00%	0	0.00%	0	0.00%
Total	2	0.44%	1	0.22%	3	0.66%	456	0	0.00%	0	0.00%	3	0.66%
0012786													
Election Day	0	0.00%	0	0.00%	0	0.00%	31	0	0.00%	0	0.00%	0	0.00%
Vote by Mail	0	0.00%	2	0.41%	2	0.41%	491	0	0.00%	0	0.00%	2	0.41%
Canvass	0	0.00%	0	0.00%	0	0.00%	3	0	0.00%	0	0.00%	0	0.00%
Total	0	0.00%	2	0.38%	2	0.38%	525	0	0.00%	0	0.00%	2	0.38%
0012807													
Election Day	0	0.00%	0	0.00%	0	0.00%	30	0	0.00%	0	0.00%	0	0.00%
Vote by Mail	1	0.27%	5	1.37%	0	0.00%	364	0	0.00%	0	0.00%	0	0.00%
Canvass	0	0.00%	0	0.00%	0	0.00%	2	0	0.00%	0	0.00%	0	0.00%
Total	1	0.25%	5	1.26%	0	0.00%	396	0	0.00%	0	0.00%	0	0.00%

Precinct	THUY E. HUGENS Qualified Write In		MIKI HABRYN Qualified Write In		VINCE LUNDGREN Qualified Write In		VIVEK B. MOHAN Qualified Write In	
0012681								
Election Day	0	0.00%	0	0.00%	0	0.00%	0	0.00%
Vote by Mail	0	0.00%	0	0.00%	0	0.00%	0	0.00%
Canvass	0		0		0		0	
Total	0	0.00%	0	0.00%	0	0.00%	0	0.00%
0012702								
Election Day	0	0.00%	0	0.00%	0	0.00%	0	0.00%
Vote by Mail	0	0.00%	0	0.00%	0	0.00%	0	0.00%
Canvass	0	0.00%	0	0.00%	0	0.00%	0	0.00%
Total	0	0.00%	0	0.00%	0	0.00%	0	0.00%
0012733								
Election Day	0	0.00%	0	0.00%	0	0.00%	0	0.00%
Vote by Mail	0	0.00%	0	0.00%	0	0.00%	0	0.00%
Canvass	0	0.00%	0	0.00%	0	0.00%	0	0.00%
Total	0	0.00%	0	0.00%	0	0.00%	0	0.00%
0012765								
Election Day	0	0.00%	0	0.00%	0	0.00%	0	0.00%
Vote by Mail	0	0.00%	0	0.00%	0	0.00%	0	0.00%
Canvass	0	0.00%	0	0.00%	0	0.00%	0	0.00%
Total	0	0.00%	0	0.00%	0	0.00%	0	0.00%
0012786								
Election Day	0	0.00%	0	0.00%	0	0.00%	0	0.00%
Vote by Mail	0	0.00%	0	0.00%	0	0.00%	0	0.00%
Canvass	0	0.00%	0	0.00%	0	0.00%	0	0.00%
Total	0	0.00%	0	0.00%	0	0.00%	0	0.00%
0012807								
Election Day	0	0.00%	0	0.00%	0	0.00%	0	0.00%
Vote by Mail	0	0.00%	0	0.00%	0	0.00%	0	0.00%
Canvass	0	0.00%	0	0.00%	0	0.00%	0	0.00%
Total	0	0.00%	0	0.00%	0	0.00%	0	0.00%

Precinct	Times Cast	Registered Voters	Undervotes	Overvotes
0012884				
Election Day	30	1,490	1	0
Vote by Mail	873	1,490	462	2
Canvass	4	1,490	2	0
Total	907	1,490	465	2
0012943				
Election Day	0	1	0	0
Vote by Mail	1	1	0	0
Canvass	0	1	0	0
Total	1	1	0	0
0012988				
Election Day	43	1,486	7	0
Vote by Mail	751	1,486	362	2
Canvass	3	1,486	1	0
Total	797	1,486	370	2
0013032				
Election Day	91	1,549	2	0
Vote by Mail	966	1,549	211	2
Canvass	7	1,549	0	0
Total	1,064	1,549	213	2
0013210				
Election Day	90	1,605	5	0
Vote by Mail	899	1,605	196	2
Canvass	12	1,605	2	0
Total	1,001	1,605	203	2
0013239				
Election Day	61	1,632	3	0
Vote by Mail	1,044	1,632	234	1
Canvass	5	1,632	0	0
Total	1,110	1,632	237	1

Precinct	DAN KAPELOVITZ (G-P)		KEVIN K. KAUL (NPP)	
0012884				
Election Day	1	3.45%	0	0.00%
Vote by Mail	4	0.98%	0	0.00%
Canvass	0	0.00%	0	0.00%
Total	5	1.14%	0	0.00%
0012943				
Election Day	0		0	
Vote by Mail	0	0.00%	0	0.00%
Canvass	0		0	
Total	0	0.00%	0	0.00%
0012988				
Election Day	0	0.00%	0	0.00%
Vote by Mail	1	0.26%	0	0.00%
Canvass	0	0.00%	0	0.00%
Total	1	0.24%	0	0.00%
0013032				
Election Day	0	0.00%	0	0.00%
Vote by Mail	2	0.27%	0	0.00%
Canvass	0	0.00%	0	0.00%
Total	2	0.24%	0	0.00%
0013210				
Election Day	0	0.00%	0	0.00%
Vote by Mail	0	0.00%	0	0.00%
Canvass	0	0.00%	0	0.00%
Total	0	0.00%	0	0.00%
0013239				
Election Day	0	0.00%	0	0.00%
Vote by Mail	0	0.00%	0	0.00%
Canvass	0	0.00%	0	0.00%
Total	0	0.00%	0	0.00%

Precinct	CHAUNCEY "SLIM" KILLENS (REP)		KEVIN KILEY (REP)		PATRICK KILPATRICK (DEM)		ANTHONY TRIMINO (REP)		JOEL VENTRESCA (DEM)		KEVIN L. FAULCONER (REP)		RHONDA FURIN (REP)	
0012884														
Election Day	0	0.00%	5	17.24%	0	0.00%	0	0.00%	2	6.90%	0	0.00%	0	0.00%
Vote by Mail	1	0.24%	21	5.13%	2	0.49%	1	0.24%	37	9.05%	34	8.31%	0	0.00%
Canvass	0	0.00%	0	0.00%	0	0.00%	0	0.00%	0	0.00%	0	0.00%	0	0.00%
Total	1	0.23%	26	5.91%	2	0.45%	1	0.23%	39	8.86%	34	7.73%	0	0.00%
0012943														
Election Day	0		0		0		0		0		0		0	
Vote by Mail	0	0.00%	1	100.00%	0	0.00%	0	0.00%	0	0.00%	0	0.00%	0	0.00%
Canvass	0		0		0		0		0		0		0	
Total	0	0.00%	1	100.00%	0	0.00%	0	0.00%	0	0.00%	0	0.00%	0	0.00%
0012988														
Election Day	0	0.00%	4	11.11%	0	0.00%	0	0.00%	0	0.00%	1	2.78%	0	0.00%
Vote by Mail	0	0.00%	20	5.17%	1	0.26%	0	0.00%	22	5.68%	29	7.49%	0	0.00%
Canvass	0	0.00%	1	50.00%	0	0.00%	0	0.00%	0	0.00%	0	0.00%	0	0.00%
Total	0	0.00%	25	5.88%	1	0.24%	0	0.00%	22	5.18%	30	7.06%	0	0.00%
0013032														
Election Day	0	0.00%	3	3.37%	0	0.00%	1	1.12%	1	1.12%	2	2.25%	0	0.00%
Vote by Mail	0	0.00%	50	6.64%	1	0.13%	0	0.00%	17	2.26%	45	5.98%	0	0.00%
Canvass	0	0.00%	0	0.00%	0	0.00%	0	0.00%	0	0.00%	1	14.29%	0	0.00%
Total	0	0.00%	53	6.24%	1	0.12%	1	0.12%	18	2.12%	48	5.65%	0	0.00%
0013210														
Election Day	0	0.00%	14	16.47%	0	0.00%	0	0.00%	1	1.18%	1	1.18%	1	1.18%
Vote by Mail	3	0.43%	49	6.99%	3	0.43%	0	0.00%	8	1.14%	40	5.71%	1	0.14%
Canvass	0	0.00%	0	0.00%	0	0.00%	0	0.00%	0	0.00%	0	0.00%	0	0.00%
Total	3	0.38%	63	7.91%	3	0.38%	0	0.00%	9	1.13%	41	5.15%	2	0.25%
0013239														
Election Day	0	0.00%	2	3.45%	0	0.00%	0	0.00%	2	3.45%	1	1.72%	0	0.00%
Vote by Mail	0	0.00%	65	8.03%	3	0.37%	2	0.25%	16	1.98%	54	6.67%	0	0.00%
Canvass	0	0.00%	0	0.00%	0	0.00%	0	0.00%	0	0.00%	0	0.00%	0	0.00%
Total	0	0.00%	67	7.68%	3	0.34%	2	0.23%	18	2.06%	55	6.31%	0	0.00%

Precinct	ROBERT C. NEWMAN II (REP)		DENNIS RICHTER (NPP)		BRANDON M. ROSS (DEM)		SAM L. GALLUCCI (REP)		TED GAINES (REP)		CAITLYN JENNER (REP)		LEO S. ZACKY (REP)	
0012884														
Election Day	0	0.00%	0	0.00%	2	6.90%	0	0.00%	0	0.00%	0	0.00%	0	0.00%
Vote by Mail	0	0.00%	1	0.24%	22	5.38%	4	0.98%	5	1.22%	7	1.71%	0	0.00%
Canvass	0	0.00%	0	0.00%	1	50.00%	0	0.00%	0	0.00%	0	0.00%	0	0.00%
Total	0	0.00%	1	0.23%	25	5.68%	4	0.91%	5	1.14%	7	1.59%	0	0.00%
0012943														
Election Day	0		0		0		0		0		0		0	
Vote by Mail	0	0.00%	0	0.00%	0	0.00%	0	0.00%	0	0.00%	0	0.00%	0	0.00%
Canvass	0		0		0		0		0		0		0	
Total	0	0.00%	0	0.00%	0	0.00%	0	0.00%	0	0.00%	0	0.00%	0	0.00%
0012988														
Election Day	0	0.00%	0	0.00%	2	5.56%	0	0.00%	0	0.00%	0	0.00%	0	0.00%
Vote by Mail	1	0.26%	1	0.26%	15	3.88%	0	0.00%	4	1.03%	5	1.29%	0	0.00%
Canvass	0	0.00%	0	0.00%	0	0.00%	0	0.00%	0	0.00%	0	0.00%	0	0.00%
Total	1	0.24%	1	0.24%	17	4.00%	0	0.00%	4	0.94%	5	1.18%	0	0.00%
0013032														
Election Day	0	0.00%	0	0.00%	0	0.00%	0	0.00%	0	0.00%	0	0.00%	0	0.00%
Vote by Mail	0	0.00%	3	0.40%	8	1.06%	0	0.00%	22	2.92%	3	0.40%	2	0.27%
Canvass	0	0.00%	0	0.00%	0	0.00%	0	0.00%	0	0.00%	0	0.00%	0	0.00%
Total	0	0.00%	3	0.35%	8	0.94%	0	0.00%	22	2.59%	3	0.35%	2	0.24%
0013210														
Election Day	1	1.18%	0	0.00%	0	0.00%	0	0.00%	0	0.00%	0	0.00%	0	0.00%
Vote by Mail	2	0.29%	0	0.00%	15	2.14%	1	0.14%	10	1.43%	8	1.14%	0	0.00%
Canvass	0	0.00%	0	0.00%	0	0.00%	0	0.00%	0	0.00%	0	0.00%	0	0.00%
Total	3	0.38%	0	0.00%	15	1.88%	1	0.13%	10	1.26%	8	1.01%	0	0.00%
0013239														
Election Day	0	0.00%	1	1.72%	1	1.72%	0	0.00%	0	0.00%	0	0.00%	0	0.00%
Vote by Mail	2	0.25%	0	0.00%	19	2.35%	2	0.25%	20	2.47%	7	0.87%	0	0.00%
Canvass	0	0.00%	0	0.00%	0	0.00%	0	0.00%	0	0.00%	0	0.00%	0	0.00%
Total	2	0.23%	1	0.11%	20	2.29%	2	0.23%	20	2.29%	7	0.80%	0	0.00%

Precinct	JENNY RAE LE ROUX (REP)		DAVID LOZANO (REP)		STEVE CHAVEZ LODGE (REP)		MICHAEL LOEBBS (NPP)		DENIS LUCEY (NPP)		DIEGO MARTINEZ (REP)		JEREMIAH "JEREMY" MARCINIAK (NPP)	
0012884														
Election Day	0	0.00%	0	0.00%	0	0.00%	0	0.00%	0	0.00%	0	0.00%	0	0.00%
Vote by Mail	2	0.49%	3	0.73%	1	0.24%	0	0.00%	1	0.24%	1	0.24%	0	0.00%
Canvass	0	0.00%	0	0.00%	0	0.00%	0	0.00%	0	0.00%	0	0.00%	0	0.00%
Total	2	0.45%	3	0.68%	1	0.23%	0	0.00%	1	0.23%	1	0.23%	0	0.00%
0012943														
Election Day	0		0		0		0		0		0		0	
Vote by Mail	0	0.00%	0	0.00%	0	0.00%	0	0.00%	0	0.00%	0	0.00%	0	0.00%
Canvass	0		0		0		0		0		0		0	
Total	0	0.00%	0	0.00%	0	0.00%	0	0.00%	0	0.00%	0	0.00%	0	0.00%
0012988														
Election Day	0	0.00%	0	0.00%	0	0.00%	0	0.00%	1	2.78%	0	0.00%	0	0.00%
Vote by Mail	2	0.52%	0	0.00%	0	0.00%	0	0.00%	1	0.26%	0	0.00%	0	0.00%
Canvass	0	0.00%	0	0.00%	0	0.00%	0	0.00%	0	0.00%	0	0.00%	0	0.00%
Total	2	0.47%	0	0.00%	0	0.00%	0	0.00%	2	0.47%	0	0.00%	0	0.00%
0013032														
Election Day	1	1.12%	0	0.00%	0	0.00%	0	0.00%	0	0.00%	0	0.00%	0	0.00%
Vote by Mail	0	0.00%	0	0.00%	0	0.00%	0	0.00%	0	0.00%	0	0.00%	0	0.00%
Canvass	0	0.00%	1	14.29%	0	0.00%	0	0.00%	0	0.00%	0	0.00%	0	0.00%
Total	1	0.12%	1	0.12%	0	0.00%	0	0.00%	0	0.00%	0	0.00%	0	0.00%
0013210														
Election Day	0	0.00%	0	0.00%	2	2.35%	0	0.00%	0	0.00%	0	0.00%	0	0.00%
Vote by Mail	0	0.00%	2	0.29%	0	0.00%	1	0.14%	0	0.00%	0	0.00%	0	0.00%
Canvass	0	0.00%	0	0.00%	0	0.00%	0	0.00%	0	0.00%	0	0.00%	2	20.00%
Total	0	0.00%	2	0.25%	2	0.25%	1	0.13%	0	0.00%	0	0.00%	2	0.25%
0013239														
Election Day	0	0.00%	1	1.72%	0	0.00%	0	0.00%	0	0.00%	0	0.00%	0	0.00%
Vote by Mail	2	0.25%	2	0.25%	1	0.12%	2	0.25%	1	0.12%	2	0.25%	0	0.00%
Canvass	0	0.00%	0	0.00%	0	0.00%	0	0.00%	0	0.00%	0	0.00%	0	0.00%
Total	2	0.23%	3	0.34%	1	0.11%	2	0.23%	1	0.11%	2	0.23%	0	0.00%

Precinct	DANIEL MERCURI (REP)		JACQUELINE MCGOWAN (DEM)		DAVID MOORE (NPP)		DAVID ALEXANDER BRAMANTE (REP)		HOLLY L. BAADE (DEM)		ANGELYNE (NPP)		JAMES G. HANINK (NPP)	
0012884														
Election Day	0	0.00%	1	3.45%	0	0.00%	0	0.00%	0	0.00%	0	0.00%	0	0.00%
Vote by Mail	1	0.24%	15	3.67%	2	0.49%	1	0.24%	7	1.71%	0	0.00%	3	0.73%
Canvass	0	0.00%	0	0.00%	0	0.00%	0	0.00%	0	0.00%	0	0.00%	0	0.00%
Total	1	0.23%	16	3.64%	2	0.45%	1	0.23%	7	1.59%	0	0.00%	3	0.68%
0012943														
Election Day	0		0		0		0		0		0		0	
Vote by Mail	0	0.00%	0	0.00%	0	0.00%	0	0.00%	0	0.00%	0	0.00%	0	0.00%
Canvass	0		0		0		0		0		0		0	
Total	0	0.00%	0	0.00%	0	0.00%	0	0.00%	0	0.00%	0	0.00%	0	0.00%
0012988														
Election Day	0	0.00%	1	2.78%	0	0.00%	0	0.00%	0	0.00%	0	0.00%	0	0.00%
Vote by Mail	0	0.00%	20	5.17%	0	0.00%	0	0.00%	3	0.78%	4	1.03%	0	0.00%
Canvass	0	0.00%	0	0.00%	0	0.00%	0	0.00%	0	0.00%	0	0.00%	0	0.00%
Total	0	0.00%	21	4.94%	0	0.00%	0	0.00%	3	0.71%	4	0.94%	0	0.00%
0013032														
Election Day	0	0.00%	1	1.12%	0	0.00%	0	0.00%	0	0.00%	0	0.00%	0	0.00%
Vote by Mail	0	0.00%	7	0.93%	2	0.27%	1	0.13%	2	0.27%	1	0.13%	2	0.27%
Canvass	0	0.00%	0	0.00%	0	0.00%	1	14.29%	0	0.00%	0	0.00%	0	0.00%
Total	0	0.00%	8	0.94%	2	0.24%	2	0.24%	2	0.24%	1	0.12%	2	0.24%
0013210														
Election Day	0	0.00%	0	0.00%	0	0.00%	0	0.00%	0	0.00%	0	0.00%	0	0.00%
Vote by Mail	2	0.29%	16	2.28%	0	0.00%	0	0.00%	2	0.29%	3	0.43%	0	0.00%
Canvass	0	0.00%	0	0.00%	0	0.00%	0	0.00%	0	0.00%	0	0.00%	0	0.00%
Total	2	0.25%	16	2.01%	0	0.00%	0	0.00%	2	0.25%	3	0.38%	0	0.00%
0013239														
Election Day	0	0.00%	0	0.00%	0	0.00%	0	0.00%	0	0.00%	0	0.00%	0	0.00%
Vote by Mail	3	0.37%	5	0.62%	1	0.12%	0	0.00%	3	0.37%	2	0.25%	0	0.00%
Canvass	0	0.00%	0	0.00%	0	0.00%	0	0.00%	0	0.00%	0	0.00%	0	0.00%
Total	3	0.34%	5	0.57%	1	0.11%	0	0.00%	3	0.34%	2	0.23%	0	0.00%

Precinct	DAVID HILLBERG (REP)		JEFF HEWITT (LIB)		JOHN R. DRAKE (DEM)		LARRY A. ELDER (REP)		KEVIN PAFFRATH (DEM)		ADAM PAPAGAN (NPP)		ARMANDO "MANDO" PEREZ- SERRATO (DEM)	
0012884														
Election Day	0	0.00%	0	0.00%	0	0.00%	15	51.72%	2	6.90%	0	0.00%	0	0.00%
Vote by Mail	0	0.00%	0	0.00%	3	0.73%	150	36.67%	42	10.27%	0	0.00%	0	0.00%
Canvass	0	0.00%	0	0.00%	0	0.00%	1	50.00%	0	0.00%	0	0.00%	0	0.00%
Total	0	0.00%	0	0.00%	3	0.68%	166	37.73%	44	10.00%	0	0.00%	0	0.00%
0012943														
Election Day	0		0		0		0		0		0		0	
Vote by Mail	0	0.00%	0	0.00%	0	0.00%	0	0.00%	0	0.00%	0	0.00%	0	0.00%
Canvass	0		0		0		0		0		0		0	
Total	0	0.00%	0	0.00%	0	0.00%	0	0.00%	0	0.00%	0	0.00%	0	0.00%
0012988														
Election Day	0	0.00%	0	0.00%	0	0.00%	23	63.89%	0	0.00%	0	0.00%	1	2.78%
Vote by Mail	0	0.00%	3	0.78%	3	0.78%	173	44.70%	42	10.85%	1	0.26%	6	1.55%
Canvass	0	0.00%	0	0.00%	0	0.00%	1	50.00%	0	0.00%	0	0.00%	0	0.00%
Total	0	0.00%	3	0.71%	3	0.71%	197	46.35%	42	9.88%	1	0.24%	7	1.65%
0013032														
Election Day	0	0.00%	0	0.00%	1	1.12%	74	83.15%	0	0.00%	0	0.00%	0	0.00%
Vote by Mail	0	0.00%	4	0.53%	5	0.66%	476	63.21%	29	3.85%	0	0.00%	0	0.00%
Canvass	0	0.00%	0	0.00%	0	0.00%	3	42.86%	1	14.29%	0	0.00%	0	0.00%
Total	0	0.00%	4	0.47%	6	0.71%	553	65.14%	30	3.53%	0	0.00%	0	0.00%
0013210														
Election Day	0	0.00%	1	1.18%	0	0.00%	61	71.76%	0	0.00%	0	0.00%	0	0.00%
Vote by Mail	0	0.00%	4	0.57%	3	0.43%	427	60.91%	38	5.42%	1	0.14%	2	0.29%
Canvass	0	0.00%	0	0.00%	0	0.00%	8	80.00%	0	0.00%	0	0.00%	0	0.00%
Total	0	0.00%	5	0.63%	3	0.38%	496	62.31%	38	4.77%	1	0.13%	2	0.25%
0013239														
Election Day	0	0.00%	0	0.00%	0	0.00%	49	84.48%	0	0.00%	0	0.00%	0	0.00%
Vote by Mail	0	0.00%	3	0.37%	3	0.37%	493	60.94%	35	4.33%	0	0.00%	1	0.12%
Canvass	0	0.00%	0	0.00%	0	0.00%	3	60.00%	0	0.00%	0	0.00%	0	0.00%
Total	0	0.00%	3	0.34%	3	0.34%	545	62.50%	35	4.01%	0	0.00%	1	0.11%

Precinct	JOHN COX (REP)		HEATHER COLLINS (G-P)		DANIEL WATTS (DEM)		NICKOLAS WILDSTAR (REP)		SARAH STEPHENS (REP)		DENVER STONER (REP)		JOE M. SYMMON (REP)	
0012884														
Election Day	0	0.00%	0	0.00%	1	3.45%	0	0.00%	0	0.00%	0	0.00%	0	0.00%
Vote by Mail	16	3.91%	3	0.73%	7	1.71%	0	0.00%	0	0.00%	2	0.49%	0	0.00%
Canvass	0	0.00%	0	0.00%	0	0.00%	0	0.00%	0	0.00%	0	0.00%	0	0.00%
Total	16	3.64%	3	0.68%	8	1.82%	0	0.00%	0	0.00%	2	0.45%	0	0.00%
0012943														
Election Day	0		0		0		0		0		0		0	
Vote by Mail	0	0.00%	0	0.00%	0	0.00%	0	0.00%	0	0.00%	0	0.00%	0	0.00%
Canvass	0		0		0		0		0		0		0	
Total	0	0.00%	0	0.00%	0	0.00%	0	0.00%	0	0.00%	0	0.00%	0	0.00%
0012988														
Election Day	1	2.78%	0	0.00%	0	0.00%	0	0.00%	0	0.00%	2	5.56%	0	0.00%
Vote by Mail	14	3.62%	0	0.00%	8	2.07%	1	0.26%	0	0.00%	0	0.00%	0	0.00%
Canvass	0	0.00%	0	0.00%	0	0.00%	0	0.00%	0	0.00%	0	0.00%	0	0.00%
Total	15	3.53%	0	0.00%	8	1.88%	1	0.24%	0	0.00%	2	0.47%	0	0.00%
0013032														
Election Day	3	3.37%	0	0.00%	0	0.00%	0	0.00%	1	1.12%	0	0.00%	0	0.00%
Vote by Mail	45	5.98%	3	0.40%	4	0.53%	0	0.00%	0	0.00%	1	0.13%	1	0.13%
Canvass	0	0.00%	0	0.00%	0	0.00%	0	0.00%	0	0.00%	0	0.00%	0	0.00%
Total	48	5.65%	3	0.35%	4	0.47%	0	0.00%	1	0.12%	1	0.12%	1	0.12%
0013210														
Election Day	3	3.53%	0	0.00%	0	0.00%	0	0.00%	0	0.00%	0	0.00%	0	0.00%
Vote by Mail	35	4.99%	2	0.29%	9	1.28%	1	0.14%	1	0.14%	0	0.00%	0	0.00%
Canvass	0	0.00%	0	0.00%	0	0.00%	0	0.00%	0	0.00%	0	0.00%	0	0.00%
Total	38	4.77%	2	0.25%	9	1.13%	1	0.13%	1	0.13%	0	0.00%	0	0.00%
0013239														
Election Day	0	0.00%	0	0.00%	1	1.72%	0	0.00%	0	0.00%	0	0.00%	0	0.00%
Vote by Mail	36	4.45%	0	0.00%	8	0.99%	0	0.00%	2	0.25%	2	0.25%	0	0.00%
Canvass	2	40.00%	0	0.00%	0	0.00%	0	0.00%	0	0.00%	0	0.00%	0	0.00%
Total	38	4.36%	0	0.00%	9	1.03%	0	0.00%	2	0.23%	2	0.23%	0	0.00%

Precinct	MAJOR SINGH (NPP)		DOUG OSE (REP)		Write-in		Total Votes	ROXANNE Qualified Write In		STACY SMITH Qualified Write In		MAJOR WILLIAMS Qualified Write In	
0012884													
Election Day	0	0.00%	0	0.00%	0	0.00%	29	0	0.00%	0	0.00%	0	0.00%
Vote by Mail	7	1.71%	2	0.49%	1	0.24%	409	0	0.00%	0	0.00%	1	0.24%
Canvass	0	0.00%	0	0.00%	0	0.00%	2	0	0.00%	0	0.00%	0	0.00%
Total	7	1.59%	2	0.45%	1	0.23%	440	0	0.00%	0	0.00%	1	0.23%
0012943													
Election Day	0		0		0		0	0		0		0	
Vote by Mail	0	0.00%	0	0.00%	0	0.00%	1	0	0.00%	0	0.00%	0	0.00%
Canvass	0		0		0		0	0		0		0	
Total	0	0.00%	0	0.00%	0	0.00%	1	0	0.00%	0	0.00%	0	0.00%
0012988													
Election Day	0	0.00%	0	0.00%	0	0.00%	36	0	0.00%	0	0.00%	0	0.00%
Vote by Mail	3	0.78%	4	1.03%	0	0.00%	387	0	0.00%	0	0.00%	0	0.00%
Canvass	0	0.00%	0	0.00%	0	0.00%	2	0	0.00%	0	0.00%	0	0.00%
Total	3	0.71%	4	0.94%	0	0.00%	425	0	0.00%	0	0.00%	0	0.00%
0013032													
Election Day	0	0.00%	1	1.12%	0	0.00%	89	0	0.00%	0	0.00%	0	0.00%
Vote by Mail	0	0.00%	15	1.99%	2	0.27%	753	0	0.00%	0	0.00%	2	0.27%
Canvass	0	0.00%	0	0.00%	0	0.00%	7	0	0.00%	0	0.00%	0	0.00%
Total	0	0.00%	16	1.88%	2	0.24%	849	0	0.00%	0	0.00%	2	0.24%
0013210													
Election Day	0	0.00%	0	0.00%	0	0.00%	85	0	0.00%	0	0.00%	0	0.00%
Vote by Mail	4	0.57%	7	1.00%	1	0.14%	701	0	0.00%	0	0.00%	1	0.14%
Canvass	0	0.00%	0	0.00%	0	0.00%	10	0	0.00%	0	0.00%	0	0.00%
Total	4	0.50%	7	0.88%	1	0.13%	796	0	0.00%	0	0.00%	1	0.13%
0013239													
Election Day	0	0.00%	0	0.00%	0	0.00%	58	0	0.00%	0	0.00%	0	0.00%
Vote by Mail	0	0.00%	10	1.24%	2	0.25%	809	0	0.00%	0	0.00%	2	0.25%
Canvass	0	0.00%	0	0.00%	0	0.00%	5	0	0.00%	0	0.00%	0	0.00%
Total	0	0.00%	10	1.15%	2	0.23%	872	0	0.00%	0	0.00%	2	0.23%

Precinct	THUY E. HUGENS Qualified Write In		MIKI HABRYN Qualified Write In		VINCE LUNDGREN Qualified Write In		VIVEK B. MOHAN Qualified Write In	
0012884								
Election Day	0	0.00%	0	0.00%	0	0.00%	0	0.00%
Vote by Mail	0	0.00%	0	0.00%	0	0.00%	0	0.00%
Canvass	0	0.00%	0	0.00%	0	0.00%	0	0.00%
Total	0	0.00%	0	0.00%	0	0.00%	0	0.00%
0012943								
Election Day	0		0		0		0	
Vote by Mail	0	0.00%	0	0.00%	0	0.00%	0	0.00%
Canvass	0		0		0		0	
Total	0	0.00%	0	0.00%	0	0.00%	0	0.00%
0012988								
Election Day	0	0.00%	0	0.00%	0	0.00%	0	0.00%
Vote by Mail	0	0.00%	0	0.00%	0	0.00%	0	0.00%
Canvass	0	0.00%	0	0.00%	0	0.00%	0	0.00%
Total	0	0.00%	0	0.00%	0	0.00%	0	0.00%
0013032								
Election Day	0	0.00%	0	0.00%	0	0.00%	0	0.00%
Vote by Mail	0	0.00%	0	0.00%	0	0.00%	0	0.00%
Canvass	0	0.00%	0	0.00%	0	0.00%	0	0.00%
Total	0	0.00%	0	0.00%	0	0.00%	0	0.00%
0013210								
Election Day	0	0.00%	0	0.00%	0	0.00%	0	0.00%
Vote by Mail	0	0.00%	0	0.00%	0	0.00%	0	0.00%
Canvass	0	0.00%	0	0.00%	0	0.00%	0	0.00%
Total	0	0.00%	0	0.00%	0	0.00%	0	0.00%
0013239								
Election Day	0	0.00%	0	0.00%	0	0.00%	0	0.00%
Vote by Mail	0	0.00%	0	0.00%	0	0.00%	0	0.00%
Canvass	0	0.00%	0	0.00%	0	0.00%	0	0.00%
Total	0	0.00%	0	0.00%	0	0.00%	0	0.00%

Precinct	Times Cast	Registered Voters	Undervotes	Overvotes
0013551				
Election Day	48	1,412	3	0
Vote by Mail	799	1,412	235	3
Canvass	8	1,412	0	0
Total	855	1,412	238	3
0013635				
Election Day	94	1,718	3	0
Vote by Mail	1,015	1,718	273	1
Canvass	6	1,718	4	0
Total	1,115	1,718	280	1
0013658				
Election Day	74	1,494	6	0
Vote by Mail	777	1,494	252	2
Canvass	10	1,494	3	0
Total	861	1,494	261	2
0013706				
Election Day	94	1,385	2	0
Vote by Mail	743	1,385	233	0
Canvass	11	1,385	1	0
Total	848	1,385	236	0
0013945				
Election Day	48	989	1	0
Vote by Mail	550	989	124	3
Canvass	5	989	1	0
Total	603	989	126	3
0014314				
Election Day	51	1,591	13	0
Vote by Mail	982	1,591	518	2
Canvass	4	1,591	2	0
Total	1,037	1,591	533	2

Precinct	DAN KAPELOVITZ (G-P)		KEVIN K. KAUL (NPP)	
0013551				
Election Day	0	0.00%	0	0.00%
Vote by Mail	3	0.53%	2	0.36%
Canvass	0	0.00%	0	0.00%
Total	3	0.49%	2	0.33%
0013635				
Election Day	0	0.00%	0	0.00%
Vote by Mail	5	0.67%	0	0.00%
Canvass	0	0.00%	0	0.00%
Total	5	0.60%	0	0.00%
0013658				
Election Day	0	0.00%	0	0.00%
Vote by Mail	0	0.00%	0	0.00%
Canvass	0	0.00%	0	0.00%
Total	0	0.00%	0	0.00%
0013706				
Election Day	0	0.00%	0	0.00%
Vote by Mail	3	0.59%	0	0.00%
Canvass	0	0.00%	0	0.00%
Total	3	0.49%	0	0.00%
0013945				
Election Day	0	0.00%	0	0.00%
Vote by Mail	5	1.18%	0	0.00%
Canvass	0	0.00%	0	0.00%
Total	5	1.05%	0	0.00%
0014314				
Election Day	0	0.00%	0	0.00%
Vote by Mail	6	1.30%	0	0.00%
Canvass	0	0.00%	0	0.00%
Total	6	1.20%	0	0.00%

Precinct	CHAUNCEY "SLIM" KILLENS (REP)		KEVIN KILEY (REP)		PATRICK KILPATRICK (DEM)		ANTHONY TRIMINO (REP)		JOEL VENTRESCA (DEM)		KEVIN L. FAULCONER (REP)		RHONDA FURIN (REP)	
0013551														
Election Day	0	0.00%	3	6.67%	0	0.00%	0	0.00%	1	2.22%	1	2.22%	0	0.00%
Vote by Mail	1	0.18%	50	8.91%	3	0.53%	0	0.00%	17	3.03%	35	6.24%	0	0.00%
Canvass	0	0.00%	0	0.00%	0	0.00%	0	0.00%	0	0.00%	1	12.50%	0	0.00%
Total	1	0.16%	53	8.63%	3	0.49%	0	0.00%	18	2.93%	37	6.03%	0	0.00%
0013635														
Election Day	0	0.00%	5	5.49%	0	0.00%	1	1.10%	2	2.20%	2	2.20%	0	0.00%
Vote by Mail	3	0.40%	40	5.40%	8	1.08%	0	0.00%	12	1.62%	26	3.51%	1	0.13%
Canvass	0	0.00%	0	0.00%	0	0.00%	0	0.00%	0	0.00%	0	0.00%	0	0.00%
Total	3	0.36%	45	5.40%	8	0.96%	1	0.12%	14	1.68%	28	3.36%	1	0.12%
0013658														
Election Day	0	0.00%	10	14.71%	0	0.00%	0	0.00%	1	1.47%	3	4.41%	0	0.00%
Vote by Mail	1	0.19%	30	5.74%	3	0.57%	1	0.19%	8	1.53%	24	4.59%	0	0.00%
Canvass	0	0.00%	0	0.00%	0	0.00%	0	0.00%	0	0.00%	0	0.00%	0	0.00%
Total	1	0.17%	40	6.69%	3	0.50%	1	0.17%	9	1.51%	27	4.52%	0	0.00%
0013706														
Election Day	0	0.00%	6	6.52%	1	1.09%	0	0.00%	0	0.00%	4	4.35%	0	0.00%
Vote by Mail	0	0.00%	41	8.04%	4	0.78%	1	0.20%	11	2.16%	27	5.29%	1	0.20%
Canvass	0	0.00%	0	0.00%	0	0.00%	0	0.00%	0	0.00%	0	0.00%	0	0.00%
Total	0	0.00%	47	7.68%	5	0.82%	1	0.16%	11	1.80%	31	5.07%	1	0.16%
0013945														
Election Day	0	0.00%	6	12.77%	0	0.00%	2	4.26%	0	0.00%	1	2.13%	0	0.00%
Vote by Mail	0	0.00%	29	6.86%	1	0.24%	0	0.00%	10	2.36%	31	7.33%	0	0.00%
Canvass	0	0.00%	0	0.00%	0	0.00%	0	0.00%	0	0.00%	0	0.00%	0	0.00%
Total	0	0.00%	35	7.38%	1	0.21%	2	0.42%	10	2.11%	32	6.75%	0	0.00%
0014314														
Election Day	0	0.00%	0	0.00%	0	0.00%	0	0.00%	1	2.63%	0	0.00%	0	0.00%
Vote by Mail	0	0.00%	24	5.19%	2	0.43%	0	0.00%	29	6.28%	63	13.64%	1	0.22%
Canvass	0	0.00%	0	0.00%	0	0.00%	0	0.00%	1	50.00%	0	0.00%	0	0.00%
Total	0	0.00%	24	4.78%	2	0.40%	0	0.00%	31	6.18%	63	12.55%	1	0.20%

Precinct	ROBERT C. NEWMAN II (REP)		DENNIS RICHTER (NPP)		BRANDON M. ROSS (DEM)		SAM L. GALLUCCI (REP)		TED GAINES (REP)		CAITLYN JENNER (REP)		LEO S. ZACKY (REP)	
0013551														
Election Day	0	0.00%	1	2.22%	2	4.44%	0	0.00%	2	4.44%	0	0.00%	0	0.00%
Vote by Mail	1	0.18%	0	0.00%	15	2.67%	2	0.36%	13	2.32%	5	0.89%	2	0.36%
Canvass	0	0.00%	0	0.00%	0	0.00%	0	0.00%	0	0.00%	0	0.00%	0	0.00%
Total	1	0.16%	1	0.16%	17	2.77%	2	0.33%	15	2.44%	5	0.81%	2	0.33%
0013635														
Election Day	0	0.00%	0	0.00%	0	0.00%	0	0.00%	1	1.10%	2	2.20%	0	0.00%
Vote by Mail	0	0.00%	0	0.00%	13	1.75%	2	0.27%	19	2.56%	10	1.35%	0	0.00%
Canvass	0	0.00%	0	0.00%	0	0.00%	0	0.00%	0	0.00%	0	0.00%	0	0.00%
Total	0	0.00%	0	0.00%	13	1.56%	2	0.24%	20	2.40%	12	1.44%	0	0.00%
0013658														
Election Day	1	1.47%	0	0.00%	1	1.47%	0	0.00%	0	0.00%	0	0.00%	0	0.00%
Vote by Mail	0	0.00%	0	0.00%	9	1.72%	0	0.00%	17	3.25%	6	1.15%	0	0.00%
Canvass	0	0.00%	0	0.00%	0	0.00%	0	0.00%	1	14.29%	0	0.00%	0	0.00%
Total	1	0.17%	0	0.00%	10	1.67%	0	0.00%	18	3.01%	6	1.00%	0	0.00%
0013706														
Election Day	0	0.00%	0	0.00%	1	1.09%	1	1.09%	1	1.09%	1	1.09%	0	0.00%
Vote by Mail	0	0.00%	0	0.00%	13	2.55%	0	0.00%	15	2.94%	3	0.59%	0	0.00%
Canvass	0	0.00%	0	0.00%	0	0.00%	0	0.00%	0	0.00%	0	0.00%	0	0.00%
Total	0	0.00%	0	0.00%	14	2.29%	1	0.16%	16	2.61%	4	0.65%	0	0.00%
0013945														
Election Day	0	0.00%	0	0.00%	0	0.00%	0	0.00%	0	0.00%	0	0.00%	0	0.00%
Vote by Mail	0	0.00%	1	0.24%	9	2.13%	0	0.00%	10	2.36%	5	1.18%	1	0.24%
Canvass	1	25.00%	0	0.00%	0	0.00%	0	0.00%	0	0.00%	0	0.00%	0	0.00%
Total	1	0.21%	1	0.21%	9	1.90%	0	0.00%	10	2.11%	5	1.05%	1	0.21%
0014314														
Election Day	1	2.63%	0	0.00%	3	7.89%	0	0.00%	0	0.00%	0	0.00%	0	0.00%
Vote by Mail	0	0.00%	1	0.22%	38	8.23%	1	0.22%	1	0.22%	5	1.08%	0	0.00%
Canvass	0	0.00%	0	0.00%	0	0.00%	0	0.00%	0	0.00%	0	0.00%	0	0.00%
Total	1	0.20%	1	0.20%	41	8.17%	1	0.20%	1	0.20%	5	1.00%	0	0.00%

Precinct	JENNY RAE LE ROUX (REP)		DAVID LOZANO (REP)		STEVE CHAVEZ LODGE (REP)		MICHAEL LOEBBS (NPP)		DENIS LUCEY (NPP)		DIEGO MARTINEZ (REP)		JEREMIAH "JEREMY" MARCINIAK (NPP)	
0013551														
Election Day	0	0.00%	0	0.00%	0	0.00%	0	0.00%	0	0.00%	0	0.00%	0	0.00%
Vote by Mail	1	0.18%	0	0.00%	0	0.00%	1	0.18%	0	0.00%	0	0.00%	0	0.00%
Canvass	0	0.00%	0	0.00%	0	0.00%	0	0.00%	0	0.00%	0	0.00%	0	0.00%
Total	1	0.16%	0	0.00%	0	0.00%	1	0.16%	0	0.00%	0	0.00%	0	0.00%
0013635														
Election Day	0	0.00%	0	0.00%	0	0.00%	0	0.00%	0	0.00%	0	0.00%	0	0.00%
Vote by Mail	0	0.00%	2	0.27%	0	0.00%	4	0.54%	0	0.00%	0	0.00%	3	0.40%
Canvass	0	0.00%	0	0.00%	0	0.00%	0	0.00%	0	0.00%	0	0.00%	0	0.00%
Total	0	0.00%	2	0.24%	0	0.00%	4	0.48%	0	0.00%	0	0.00%	3	0.36%
0013658														
Election Day	0	0.00%	0	0.00%	0	0.00%	0	0.00%	0	0.00%	0	0.00%	0	0.00%
Vote by Mail	0	0.00%	0	0.00%	4	0.76%	0	0.00%	0	0.00%	1	0.19%	0	0.00%
Canvass	0	0.00%	0	0.00%	0	0.00%	0	0.00%	0	0.00%	0	0.00%	0	0.00%
Total	0	0.00%	0	0.00%	4	0.67%	0	0.00%	0	0.00%	1	0.17%	0	0.00%
0013706														
Election Day	0	0.00%	0	0.00%	0	0.00%	0	0.00%	0	0.00%	0	0.00%	0	0.00%
Vote by Mail	3	0.59%	0	0.00%	1	0.20%	2	0.39%	0	0.00%	0	0.00%	0	0.00%
Canvass	0	0.00%	0	0.00%	0	0.00%	0	0.00%	0	0.00%	0	0.00%	0	0.00%
Total	3	0.49%	0	0.00%	1	0.16%	2	0.33%	0	0.00%	0	0.00%	0	0.00%
0013945														
Election Day	0	0.00%	0	0.00%	0	0.00%	0	0.00%	0	0.00%	0	0.00%	0	0.00%
Vote by Mail	1	0.24%	0	0.00%	1	0.24%	1	0.24%	0	0.00%	0	0.00%	0	0.00%
Canvass	0	0.00%	0	0.00%	0	0.00%	0	0.00%	0	0.00%	0	0.00%	0	0.00%
Total	1	0.21%	0	0.00%	1	0.21%	1	0.21%	0	0.00%	0	0.00%	0	0.00%
0014314														
Election Day	1	2.63%	0	0.00%	0	0.00%	0	0.00%	0	0.00%	0	0.00%	0	0.00%
Vote by Mail	0	0.00%	0	0.00%	1	0.22%	1	0.22%	0	0.00%	0	0.00%	0	0.00%
Canvass	0	0.00%	0	0.00%	0	0.00%	0	0.00%	0	0.00%	0	0.00%	0	0.00%
Total	1	0.20%	0	0.00%	1	0.20%	1	0.20%	0	0.00%	0	0.00%	0	0.00%

Precinct	DANIEL MERCURI (REP)		JACQUELINE MCGOWAN (DEM)		DAVID MOORE (NPP)		DAVID ALEXANDER BRAMANTE (REP)		HOLLY L. BAADE (DEM)		ANGELYNE (NPP)		JAMES G. HANINK (NPP)	
0013551														
Election Day	0	0.00%	0	0.00%	0	0.00%	0	0.00%	0	0.00%	0	0.00%	0	0.00%
Vote by Mail	1	0.18%	9	1.60%	0	0.00%	0	0.00%	2	0.36%	1	0.18%	1	0.18%
Canvass	0	0.00%	0	0.00%	0	0.00%	0	0.00%	0	0.00%	0	0.00%	0	0.00%
Total	1	0.16%	9	1.47%	0	0.00%	0	0.00%	2	0.33%	1	0.16%	1	0.16%
0013635														
Election Day	0	0.00%	1	1.10%	0	0.00%	0	0.00%	0	0.00%	0	0.00%	0	0.00%
Vote by Mail	0	0.00%	13	1.75%	1	0.13%	0	0.00%	3	0.40%	1	0.13%	1	0.13%
Canvass	0	0.00%	0	0.00%	0	0.00%	0	0.00%	0	0.00%	0	0.00%	0	0.00%
Total	0	0.00%	14	1.68%	1	0.12%	0	0.00%	3	0.36%	1	0.12%	1	0.12%
0013658														
Election Day	0	0.00%	0	0.00%	0	0.00%	0	0.00%	1	1.47%	0	0.00%	0	0.00%
Vote by Mail	1	0.19%	12	2.29%	2	0.38%	0	0.00%	2	0.38%	3	0.57%	0	0.00%
Canvass	0	0.00%	0	0.00%	0	0.00%	0	0.00%	0	0.00%	0	0.00%	0	0.00%
Total	1	0.17%	12	2.01%	2	0.33%	0	0.00%	3	0.50%	3	0.50%	0	0.00%
0013706														
Election Day	0	0.00%	1	1.09%	0	0.00%	0	0.00%	0	0.00%	0	0.00%	0	0.00%
Vote by Mail	1	0.20%	4	0.78%	0	0.00%	2	0.39%	3	0.59%	2	0.39%	0	0.00%
Canvass	0	0.00%	0	0.00%	0	0.00%	0	0.00%	0	0.00%	0	0.00%	0	0.00%
Total	1	0.16%	5	0.82%	0	0.00%	2	0.33%	3	0.49%	2	0.33%	0	0.00%
0013945														
Election Day	0	0.00%	0	0.00%	0	0.00%	0	0.00%	0	0.00%	0	0.00%	0	0.00%
Vote by Mail	0	0.00%	3	0.71%	0	0.00%	0	0.00%	3	0.71%	2	0.47%	0	0.00%
Canvass	0	0.00%	0	0.00%	0	0.00%	0	0.00%	0	0.00%	0	0.00%	0	0.00%
Total	0	0.00%	3	0.63%	0	0.00%	0	0.00%	3	0.63%	2	0.42%	0	0.00%
0014314														
Election Day	4	10.53%	1	2.63%	0	0.00%	0	0.00%	0	0.00%	1	2.63%	1	2.63%
Vote by Mail	0	0.00%	17	3.68%	2	0.43%	0	0.00%	2	0.43%	0	0.00%	0	0.00%
Canvass	0	0.00%	0	0.00%	0	0.00%	0	0.00%	0	0.00%	0	0.00%	0	0.00%
Total	4	0.80%	18	3.59%	2	0.40%	0	0.00%	2	0.40%	1	0.20%	1	0.20%

Precinct	DAVID HILLBERG (REP)		JEFF HEWITT (LIB)		JOHN R. DRAKE (DEM)		LARRY A. ELDER (REP)		KEVIN PAFFRATH (DEM)		ADAM PAPAGAN (NPP)		ARMANDO "MANDO" PEREZ- SERRATO (DEM)	
0013551														
Election Day	0	0.00%	0	0.00%	0	0.00%	32	71.11%	1	2.22%	0	0.00%	0	0.00%
Vote by Mail	0	0.00%	1	0.18%	5	0.89%	305	54.37%	32	5.70%	0	0.00%	2	0.36%
Canvass	0	0.00%	0	0.00%	0	0.00%	7	87.50%	0	0.00%	0	0.00%	0	0.00%
Total	0	0.00%	1	0.16%	5	0.81%	344	56.03%	33	5.37%	0	0.00%	2	0.33%
0013635														
Election Day	0	0.00%	1	1.10%	0	0.00%	65	71.43%	2	2.20%	0	0.00%	2	2.20%
Vote by Mail	0	0.00%	7	0.94%	2	0.27%	442	59.65%	32	4.32%	1	0.13%	5	0.67%
Canvass	0	0.00%	0	0.00%	0	0.00%	2	100.00%	0	0.00%	0	0.00%	0	0.00%
Total	0	0.00%	8	0.96%	2	0.24%	509	61.03%	34	4.08%	1	0.12%	7	0.84%
0013658														
Election Day	0	0.00%	1	1.47%	0	0.00%	43	63.24%	1	1.47%	0	0.00%	0	0.00%
Vote by Mail	0	0.00%	0	0.00%	1	0.19%	304	58.13%	22	4.21%	0	0.00%	0	0.00%
Canvass	0	0.00%	0	0.00%	0	0.00%	5	71.43%	0	0.00%	0	0.00%	0	0.00%
Total	0	0.00%	1	0.17%	1	0.17%	352	58.86%	23	3.85%	0	0.00%	0	0.00%
0013706														
Election Day	0	0.00%	0	0.00%	0	0.00%	73	79.35%	2	2.17%	0	0.00%	0	0.00%
Vote by Mail	0	0.00%	2	0.39%	7	1.37%	280	54.90%	19	3.73%	0	0.00%	4	0.78%
Canvass	0	0.00%	0	0.00%	0	0.00%	8	80.00%	2	20.00%	0	0.00%	0	0.00%
Total	0	0.00%	2	0.33%	7	1.14%	361	58.99%	23	3.76%	0	0.00%	4	0.65%
0013945														
Election Day	0	0.00%	0	0.00%	0	0.00%	34	72.34%	0	0.00%	0	0.00%	0	0.00%
Vote by Mail	0	0.00%	2	0.47%	2	0.47%	260	61.47%	7	1.65%	0	0.00%	2	0.47%
Canvass	0	0.00%	0	0.00%	0	0.00%	1	25.00%	0	0.00%	0	0.00%	0	0.00%
Total	0	0.00%	2	0.42%	2	0.42%	295	62.24%	7	1.48%	0	0.00%	2	0.42%
0014314														
Election Day	0	0.00%	0	0.00%	0	0.00%	20	52.63%	2	5.26%	0	0.00%	0	0.00%
Vote by Mail	0	0.00%	3	0.65%	2	0.43%	173	37.45%	55	11.90%	0	0.00%	3	0.65%
Canvass	0	0.00%	0	0.00%	0	0.00%	1	50.00%	0	0.00%	0	0.00%	0	0.00%
Total	0	0.00%	3	0.60%	2	0.40%	194	38.65%	57	11.35%	0	0.00%	3	0.60%

Precinct	JOHN COX (REP)		HEATHER COLLINS (G-P)		DANIEL WATTS (DEM)		NICKOLAS WILDSTAR (REP)		SARAH STEPHENS (REP)		DENVER STONER (REP)		JOE M. SYMMON (REP)	
0013551														
Election Day	0	0.00%	0	0.00%	2	4.44%	0	0.00%	0	0.00%	0	0.00%	0	0.00%
Vote by Mail	36	6.42%	1	0.18%	6	1.07%	0	0.00%	1	0.18%	0	0.00%	0	0.00%
Canvass	0	0.00%	0	0.00%	0	0.00%	0	0.00%	0	0.00%	0	0.00%	0	0.00%
Total	36	5.86%	1	0.16%	8	1.30%	0	0.00%	1	0.16%	0	0.00%	0	0.00%
0013635														
Election Day	4	4.40%	0	0.00%	1	1.10%	0	0.00%	0	0.00%	0	0.00%	0	0.00%
Vote by Mail	56	7.56%	2	0.27%	3	0.40%	1	0.13%	4	0.54%	7	0.94%	0	0.00%
Canvass	0	0.00%	0	0.00%	0	0.00%	0	0.00%	0	0.00%	0	0.00%	0	0.00%
Total	60	7.19%	2	0.24%	4	0.48%	1	0.12%	4	0.48%	7	0.84%	0	0.00%
0013658														
Election Day	3	4.41%	0	0.00%	2	2.94%	0	0.00%	0	0.00%	0	0.00%	0	0.00%
Vote by Mail	39	7.46%	2	0.38%	5	0.96%	2	0.38%	2	0.38%	5	0.96%	0	0.00%
Canvass	0	0.00%	0	0.00%	1	14.29%	0	0.00%	0	0.00%	0	0.00%	0	0.00%
Total	42	7.02%	2	0.33%	8	1.34%	2	0.33%	2	0.33%	5	0.84%	0	0.00%
0013706														
Election Day	0	0.00%	0	0.00%	0	0.00%	0	0.00%	0	0.00%	0	0.00%	0	0.00%
Vote by Mail	43	8.43%	1	0.20%	7	1.37%	0	0.00%	2	0.39%	4	0.78%	0	0.00%
Canvass	0	0.00%	0	0.00%	0	0.00%	0	0.00%	0	0.00%	0	0.00%	0	0.00%
Total	43	7.03%	1	0.16%	7	1.14%	0	0.00%	2	0.33%	4	0.65%	0	0.00%
0013945														
Election Day	1	2.13%	1	2.13%	0	0.00%	0	0.00%	2	4.26%	0	0.00%	0	0.00%
Vote by Mail	23	5.44%	1	0.24%	2	0.47%	0	0.00%	0	0.00%	2	0.47%	0	0.00%
Canvass	2	50.00%	0	0.00%	0	0.00%	0	0.00%	0	0.00%	0	0.00%	0	0.00%
Total	26	5.49%	2	0.42%	2	0.42%	0	0.00%	2	0.42%	2	0.42%	0	0.00%
0014314														
Election Day	2	5.26%	0	0.00%	0	0.00%	0	0.00%	0	0.00%	0	0.00%	0	0.00%
Vote by Mail	9	1.95%	3	0.65%	7	1.52%	0	0.00%	0	0.00%	0	0.00%	0	0.00%
Canvass	0	0.00%	0	0.00%	0	0.00%	0	0.00%	0	0.00%	0	0.00%	0	0.00%
Total	11	2.19%	3	0.60%	7	1.39%	0	0.00%	0	0.00%	0	0.00%	0	0.00%

Precinct	MAJOR SINGH (NPP)		DOUG OSE (REP)		Write-in		Total Votes	ROXANNE Qualified Write In		STACY SMITH Qualified Write In		MAJOR WILLIAMS Qualified Write In	
0013551													
Election Day	0	0.00%	0	0.00%	0	0.00%	45	0	0.00%	0	0.00%	0	0.00%
Vote by Mail	1	0.18%	5	0.89%	1	0.18%	561	0	0.00%	0	0.00%	0	0.00%
Canvass	0	0.00%	0	0.00%	0	0.00%	8	0	0.00%	0	0.00%	0	0.00%
Total	1	0.16%	5	0.81%	1	0.16%	614	0	0.00%	0	0.00%	0	0.00%
0013635													
Election Day	0	0.00%	2	2.20%	0	0.00%	91	0	0.00%	0	0.00%	0	0.00%
Vote by Mail	0	0.00%	12	1.62%	0	0.00%	741	0	0.00%	0	0.00%	0	0.00%
Canvass	0	0.00%	0	0.00%	0	0.00%	2	0	0.00%	0	0.00%	0	0.00%
Total	0	0.00%	14	1.68%	0	0.00%	834	0	0.00%	0	0.00%	0	0.00%
0013658													
Election Day	0	0.00%	1	1.47%	0	0.00%	68	0	0.00%	0	0.00%	0	0.00%
Vote by Mail	0	0.00%	14	2.68%	3	0.57%	523	0	0.00%	0	0.00%	3	0.57%
Canvass	0	0.00%	0	0.00%	0	0.00%	7	0	0.00%	0	0.00%	0	0.00%
Total	0	0.00%	15	2.51%	3	0.50%	598	0	0.00%	0	0.00%	3	0.50%
0013706													
Election Day	0	0.00%	1	1.09%	0	0.00%	92	0	0.00%	0	0.00%	0	0.00%
Vote by Mail	0	0.00%	4	0.78%	0	0.00%	510	0	0.00%	0	0.00%	0	0.00%
Canvass	0	0.00%	0	0.00%	0	0.00%	10	0	0.00%	0	0.00%	0	0.00%
Total	0	0.00%	5	0.82%	0	0.00%	612	0	0.00%	0	0.00%	0	0.00%
0013945													
Election Day	0	0.00%	0	0.00%	0	0.00%	47	0	0.00%	0	0.00%	0	0.00%
Vote by Mail	0	0.00%	9	2.13%	0	0.00%	423	0	0.00%	0	0.00%	0	0.00%
Canvass	0	0.00%	0	0.00%	0	0.00%	4	0	0.00%	0	0.00%	0	0.00%
Total	0	0.00%	9	1.90%	0	0.00%	474	0	0.00%	0	0.00%	0	0.00%
0014314													
Election Day	1	2.63%	0	0.00%	0	0.00%	38	0	0.00%	0	0.00%	0	0.00%
Vote by Mail	5	1.08%	8	1.73%	0	0.00%	462	0	0.00%	0	0.00%	0	0.00%
Canvass	0	0.00%	0	0.00%	0	0.00%	2	0	0.00%	0	0.00%	0	0.00%
Total	6	1.20%	8	1.59%	0	0.00%	502	0	0.00%	0	0.00%	0	0.00%

Precinct	THUY E. HUGENS Qualified Write In		MIKI HABRYN Qualified Write In		VINCE LUNDGREN Qualified Write In		VIVEK B. MOHAN Qualified Write In	
0013551								
Election Day	0	0.00%	0	0.00%	0	0.00%	0	0.00%
Vote by Mail	0	0.00%	1	0.18%	0	0.00%	0	0.00%
Canvass	0	0.00%	0	0.00%	0	0.00%	0	0.00%
Total	0	0.00%	1	0.16%	0	0.00%	0	0.00%
0013635								
Election Day	0	0.00%	0	0.00%	0	0.00%	0	0.00%
Vote by Mail	0	0.00%	0	0.00%	0	0.00%	0	0.00%
Canvass	0	0.00%	0	0.00%	0	0.00%	0	0.00%
Total	0	0.00%	0	0.00%	0	0.00%	0	0.00%
0013658								
Election Day	0	0.00%	0	0.00%	0	0.00%	0	0.00%
Vote by Mail	0	0.00%	0	0.00%	0	0.00%	0	0.00%
Canvass	0	0.00%	0	0.00%	0	0.00%	0	0.00%
Total	0	0.00%	0	0.00%	0	0.00%	0	0.00%
0013706								
Election Day	0	0.00%	0	0.00%	0	0.00%	0	0.00%
Vote by Mail	0	0.00%	0	0.00%	0	0.00%	0	0.00%
Canvass	0	0.00%	0	0.00%	0	0.00%	0	0.00%
Total	0	0.00%	0	0.00%	0	0.00%	0	0.00%
0013945								
Election Day	0	0.00%	0	0.00%	0	0.00%	0	0.00%
Vote by Mail	0	0.00%	0	0.00%	0	0.00%	0	0.00%
Canvass	0	0.00%	0	0.00%	0	0.00%	0	0.00%
Total	0	0.00%	0	0.00%	0	0.00%	0	0.00%
0014314								
Election Day	0	0.00%	0	0.00%	0	0.00%	0	0.00%
Vote by Mail	0	0.00%	0	0.00%	0	0.00%	0	0.00%
Canvass	0	0.00%	0	0.00%	0	0.00%	0	0.00%
Total	0	0.00%	0	0.00%	0	0.00%	0	0.00%

Precinct	Times Cast	Registered Voters	Undervotes	Overvotes
0014363				
Election Day	27	1,758	4	0
Vote by Mail	1,324	1,758	677	2
Canvass	5	1,758	1	0
Total	1,356	1,758	682	2
0014564				
Election Day	48	1,565	13	0
Vote by Mail	791	1,565	412	0
Canvass	13	1,565	4	0
Total	852	1,565	429	0
0014570				
Election Day	42	1,612	10	0
Vote by Mail	1,018	1,612	549	5
Canvass	5	1,612	3	0
Total	1,065	1,612	562	5
0014675				
Election Day	37	1,356	13	0
Vote by Mail	775	1,356	409	0
Canvass	8	1,356	3	0
Total	820	1,356	425	0
0014820				
Election Day	38	1,636	12	0
Vote by Mail	973	1,636	445	3
Canvass	6	1,636	2	0
Total	1,017	1,636	459	3
0014837				
Election Day	36	1,729	8	0
Vote by Mail	966	1,729	522	1
Canvass	3	1,729	1	0
Total	1,005	1,729	531	1

Precinct	DAN KAPELOVITZ (G-P)		KEVIN K. KAUL (NPP)	
0014363				
Election Day	0	0.00%	0	0.00%
Vote by Mail	1	0.16%	0	0.00%
Canvass	0	0.00%	1	25.00%
Total	1	0.15%	1	0.15%
0014564				
Election Day	0	0.00%	0	0.00%
Vote by Mail	2	0.53%	1	0.26%
Canvass	0	0.00%	0	0.00%
Total	2	0.47%	1	0.24%
0014570				
Election Day	0	0.00%	0	0.00%
Vote by Mail	3	0.65%	0	0.00%
Canvass	0	0.00%	0	0.00%
Total	3	0.60%	0	0.00%
0014675				
Election Day	0	0.00%	0	0.00%
Vote by Mail	1	0.27%	0	0.00%
Canvass	0	0.00%	0	0.00%
Total	1	0.25%	0	0.00%
0014820				
Election Day	0	0.00%	0	0.00%
Vote by Mail	5	0.95%	0	0.00%
Canvass	0	0.00%	0	0.00%
Total	5	0.90%	0	0.00%
0014837				
Election Day	1	3.57%	0	0.00%
Vote by Mail	3	0.68%	2	0.45%
Canvass	0	0.00%	0	0.00%
Total	4	0.85%	2	0.42%

Precinct	CHAUNCEY "SLIM" KILLENS (REP)		KEVIN KILEY (REP)		PATRICK KILPATRICK (DEM)		ANTHONY TRIMINO (REP)		JOEL VENTRESCA (DEM)		KEVIN L. FAULCONER (REP)		RHONDA FURIN (REP)	
0014363														
Election Day	0	0.00%	0	0.00%	0	0.00%	0	0.00%	4	17.39%	0	0.00%	0	0.00%
Vote by Mail	0	0.00%	23	3.57%	10	1.55%	0	0.00%	32	4.96%	93	14.42%	0	0.00%
Canvass	0	0.00%	0	0.00%	0	0.00%	0	0.00%	0	0.00%	0	0.00%	0	0.00%
Total	0	0.00%	23	3.42%	10	1.49%	0	0.00%	36	5.36%	93	13.84%	0	0.00%
0014564														
Election Day	0	0.00%	4	11.43%	0	0.00%	0	0.00%	4	11.43%	1	2.86%	0	0.00%
Vote by Mail	0	0.00%	14	3.69%	3	0.79%	1	0.26%	25	6.60%	23	6.07%	0	0.00%
Canvass	0	0.00%	0	0.00%	0	0.00%	0	0.00%	0	0.00%	1	11.11%	0	0.00%
Total	0	0.00%	18	4.26%	3	0.71%	1	0.24%	29	6.86%	25	5.91%	0	0.00%
0014570														
Election Day	0	0.00%	1	3.13%	0	0.00%	1	3.13%	0	0.00%	0	0.00%	0	0.00%
Vote by Mail	0	0.00%	23	4.96%	3	0.65%	1	0.22%	31	6.68%	44	9.48%	0	0.00%
Canvass	0	0.00%	0	0.00%	0	0.00%	0	0.00%	0	0.00%	0	0.00%	0	0.00%
Total	0	0.00%	24	4.82%	3	0.60%	2	0.40%	31	6.22%	44	8.84%	0	0.00%
0014675														
Election Day	0	0.00%	1	4.17%	1	4.17%	0	0.00%	7	29.17%	2	8.33%	0	0.00%
Vote by Mail	0	0.00%	27	7.38%	8	2.19%	1	0.27%	24	6.56%	25	6.83%	0	0.00%
Canvass	0	0.00%	2	40.00%	0	0.00%	0	0.00%	0	0.00%	0	0.00%	0	0.00%
Total	0	0.00%	30	7.59%	9	2.28%	1	0.25%	31	7.85%	27	6.84%	0	0.00%
0014820														
Election Day	0	0.00%	2	7.69%	0	0.00%	0	0.00%	1	3.85%	0	0.00%	0	0.00%
Vote by Mail	0	0.00%	18	3.43%	7	1.33%	0	0.00%	36	6.86%	25	4.76%	0	0.00%
Canvass	0	0.00%	0	0.00%	0	0.00%	0	0.00%	0	0.00%	0	0.00%	0	0.00%
Total	0	0.00%	20	3.60%	7	1.26%	0	0.00%	37	6.67%	25	4.50%	0	0.00%
0014837														
Election Day	0	0.00%	3	10.71%	0	0.00%	0	0.00%	4	14.29%	1	3.57%	0	0.00%
Vote by Mail	0	0.00%	11	2.48%	1	0.23%	0	0.00%	45	10.16%	45	10.16%	1	0.23%
Canvass	0	0.00%	0	0.00%	0	0.00%	0	0.00%	0	0.00%	0	0.00%	0	0.00%
Total	0	0.00%	14	2.96%	1	0.21%	0	0.00%	49	10.36%	46	9.73%	1	0.21%

Precinct	ROBERT C. NEWMAN II (REP)		DENNIS RICHTER (NPP)		BRANDON M. ROSS (DEM)		SAM L. GALLUCCI (REP)		TED GAINES (REP)		CAITLYN JENNER (REP)		LEO S. ZACKY (REP)	
0014363														
Election Day	0	0.00%	0	0.00%	0	0.00%	0	0.00%	0	0.00%	0	0.00%	0	0.00%
Vote by Mail	0	0.00%	0	0.00%	33	5.12%	0	0.00%	11	1.71%	13	2.02%	0	0.00%
Canvass	0	0.00%	0	0.00%	1	25.00%	0	0.00%	0	0.00%	0	0.00%	0	0.00%
Total	0	0.00%	0	0.00%	34	5.06%	0	0.00%	11	1.64%	13	1.93%	0	0.00%
0014564														
Election Day	0	0.00%	0	0.00%	3	8.57%	2	5.71%	0	0.00%	0	0.00%	0	0.00%
Vote by Mail	0	0.00%	1	0.26%	32	8.44%	1	0.26%	8	2.11%	6	1.58%	0	0.00%
Canvass	0	0.00%	0	0.00%	0	0.00%	0	0.00%	0	0.00%	0	0.00%	0	0.00%
Total	0	0.00%	1	0.24%	35	8.27%	3	0.71%	8	1.89%	6	1.42%	0	0.00%
0014570														
Election Day	0	0.00%	0	0.00%	2	6.25%	0	0.00%	0	0.00%	0	0.00%	0	0.00%
Vote by Mail	0	0.00%	2	0.43%	44	9.48%	1	0.22%	5	1.08%	6	1.29%	1	0.22%
Canvass	0	0.00%	0	0.00%	0	0.00%	0	0.00%	0	0.00%	0	0.00%	0	0.00%
Total	0	0.00%	2	0.40%	46	9.24%	1	0.20%	5	1.00%	6	1.20%	1	0.20%
0014675														
Election Day	0	0.00%	0	0.00%	3	12.50%	0	0.00%	0	0.00%	0	0.00%	0	0.00%
Vote by Mail	2	0.55%	0	0.00%	29	7.92%	0	0.00%	0	0.00%	6	1.64%	0	0.00%
Canvass	0	0.00%	0	0.00%	2	40.00%	0	0.00%	0	0.00%	0	0.00%	0	0.00%
Total	2	0.51%	0	0.00%	34	8.61%	0	0.00%	0	0.00%	6	1.52%	0	0.00%
0014820														
Election Day	0	0.00%	0	0.00%	0	0.00%	0	0.00%	0	0.00%	0	0.00%	0	0.00%
Vote by Mail	3	0.57%	2	0.38%	28	5.33%	1	0.19%	7	1.33%	3	0.57%	0	0.00%
Canvass	0	0.00%	0	0.00%	0	0.00%	0	0.00%	0	0.00%	0	0.00%	0	0.00%
Total	3	0.54%	2	0.36%	28	5.05%	1	0.18%	7	1.26%	3	0.54%	0	0.00%
0014837														
Election Day	0	0.00%	0	0.00%	2	7.14%	0	0.00%	0	0.00%	0	0.00%	0	0.00%
Vote by Mail	0	0.00%	0	0.00%	28	6.32%	0	0.00%	8	1.81%	12	2.71%	0	0.00%
Canvass	0	0.00%	0	0.00%	1	50.00%	0	0.00%	0	0.00%	0	0.00%	0	0.00%
Total	0	0.00%	0	0.00%	31	6.55%	0	0.00%	8	1.69%	12	2.54%	0	0.00%

Precinct	JENNY RAE LE ROUX (REP)		DAVID LOZANO (REP)		STEVE CHAVEZ LODGE (REP)		MICHAEL LOEBBS (NPP)		DENIS LUCEY (NPP)		DIEGO MARTINEZ (REP)		JEREMIAH "JEREMY" MARCINIAK (NPP)	
0014363														
Election Day	1	4.35%	0	0.00%	0	0.00%	0	0.00%	0	0.00%	0	0.00%	0	0.00%
Vote by Mail	0	0.00%	1	0.16%	0	0.00%	1	0.16%	0	0.00%	0	0.00%	0	0.00%
Canvass	0	0.00%	0	0.00%	0	0.00%	0	0.00%	0	0.00%	0	0.00%	0	0.00%
Total	1	0.15%	1	0.15%	0	0.00%	1	0.15%	0	0.00%	0	0.00%	0	0.00%
0014564														
Election Day	0	0.00%	0	0.00%	0	0.00%	0	0.00%	0	0.00%	0	0.00%	0	0.00%
Vote by Mail	0	0.00%	2	0.53%	0	0.00%	2	0.53%	0	0.00%	0	0.00%	1	0.26%
Canvass	0	0.00%	0	0.00%	0	0.00%	0	0.00%	0	0.00%	0	0.00%	0	0.00%
Total	0	0.00%	2	0.47%	0	0.00%	2	0.47%	0	0.00%	0	0.00%	1	0.24%
0014570														
Election Day	0	0.00%	0	0.00%	0	0.00%	0	0.00%	0	0.00%	0	0.00%	0	0.00%
Vote by Mail	0	0.00%	1	0.22%	1	0.22%	2	0.43%	0	0.00%	0	0.00%	0	0.00%
Canvass	0	0.00%	0	0.00%	0	0.00%	0	0.00%	0	0.00%	0	0.00%	0	0.00%
Total	0	0.00%	1	0.20%	1	0.20%	2	0.40%	0	0.00%	0	0.00%	0	0.00%
0014675														
Election Day	0	0.00%	0	0.00%	0	0.00%	0	0.00%	0	0.00%	0	0.00%	0	0.00%
Vote by Mail	0	0.00%	0	0.00%	0	0.00%	1	0.27%	0	0.00%	0	0.00%	0	0.00%
Canvass	0	0.00%	0	0.00%	0	0.00%	0	0.00%	0	0.00%	0	0.00%	0	0.00%
Total	0	0.00%	0	0.00%	0	0.00%	1	0.25%	0	0.00%	0	0.00%	0	0.00%
0014820														
Election Day	0	0.00%	0	0.00%	0	0.00%	0	0.00%	0	0.00%	0	0.00%	0	0.00%
Vote by Mail	1	0.19%	0	0.00%	0	0.00%	1	0.19%	0	0.00%	0	0.00%	1	0.19%
Canvass	0	0.00%	0	0.00%	1	25.00%	0	0.00%	0	0.00%	0	0.00%	0	0.00%
Total	1	0.18%	0	0.00%	1	0.18%	1	0.18%	0	0.00%	0	0.00%	1	0.18%
0014837														
Election Day	0	0.00%	0	0.00%	0	0.00%	0	0.00%	0	0.00%	0	0.00%	0	0.00%
Vote by Mail	0	0.00%	3	0.68%	0	0.00%	1	0.23%	1	0.23%	0	0.00%	0	0.00%
Canvass	0	0.00%	0	0.00%	0	0.00%	0	0.00%	0	0.00%	0	0.00%	0	0.00%
Total	0	0.00%	3	0.63%	0	0.00%	1	0.21%	1	0.21%	0	0.00%	0	0.00%

Precinct	DANIEL MERCURI (REP)		JACQUELINE MCGOWAN (DEM)		DAVID MOORE (NPP)		DAVID ALEXANDER BRAMANTE (REP)		HOLLY L. BAADE (DEM)		ANGELYNE (NPP)		JAMES G. HANINK (NPP)	
0014363														
Election Day	0	0.00%	0	0.00%	0	0.00%	0	0.00%	0	0.00%	0	0.00%	0	0.00%
Vote by Mail	1	0.16%	19	2.95%	0	0.00%	1	0.16%	6	0.93%	2	0.31%	0	0.00%
Canvass	0	0.00%	0	0.00%	0	0.00%	0	0.00%	0	0.00%	0	0.00%	0	0.00%
Total	1	0.15%	19	2.83%	0	0.00%	1	0.15%	6	0.89%	2	0.30%	0	0.00%
0014564														
Election Day	0	0.00%	1	2.86%	0	0.00%	0	0.00%	0	0.00%	0	0.00%	0	0.00%
Vote by Mail	0	0.00%	21	5.54%	1	0.26%	0	0.00%	2	0.53%	2	0.53%	0	0.00%
Canvass	0	0.00%	2	22.22%	0	0.00%	0	0.00%	0	0.00%	0	0.00%	0	0.00%
Total	0	0.00%	24	5.67%	1	0.24%	0	0.00%	2	0.47%	2	0.47%	0	0.00%
0014570														
Election Day	0	0.00%	0	0.00%	0	0.00%	0	0.00%	0	0.00%	0	0.00%	0	0.00%
Vote by Mail	0	0.00%	14	3.02%	0	0.00%	1	0.22%	7	1.51%	1	0.22%	0	0.00%
Canvass	0	0.00%	0	0.00%	0	0.00%	0	0.00%	0	0.00%	0	0.00%	0	0.00%
Total	0	0.00%	14	2.81%	0	0.00%	1	0.20%	7	1.41%	1	0.20%	0	0.00%
0014675														
Election Day	0	0.00%	1	4.17%	0	0.00%	0	0.00%	0	0.00%	0	0.00%	0	0.00%
Vote by Mail	0	0.00%	13	3.55%	1	0.27%	1	0.27%	3	0.82%	0	0.00%	0	0.00%
Canvass	0	0.00%	0	0.00%	0	0.00%	0	0.00%	0	0.00%	0	0.00%	0	0.00%
Total	0	0.00%	14	3.54%	1	0.25%	1	0.25%	3	0.76%	0	0.00%	0	0.00%
0014820														
Election Day	0	0.00%	1	3.85%	0	0.00%	0	0.00%	0	0.00%	0	0.00%	0	0.00%
Vote by Mail	0	0.00%	19	3.62%	1	0.19%	0	0.00%	10	1.90%	0	0.00%	0	0.00%
Canvass	0	0.00%	0	0.00%	0	0.00%	0	0.00%	0	0.00%	0	0.00%	0	0.00%
Total	0	0.00%	20	3.60%	1	0.18%	0	0.00%	10	1.80%	0	0.00%	0	0.00%
0014837														
Election Day	0	0.00%	0	0.00%	0	0.00%	0	0.00%	1	3.57%	0	0.00%	0	0.00%
Vote by Mail	0	0.00%	16	3.61%	0	0.00%	0	0.00%	4	0.90%	1	0.23%	0	0.00%
Canvass	0	0.00%	0	0.00%	0	0.00%	0	0.00%	0	0.00%	0	0.00%	0	0.00%
Total	0	0.00%	16	3.38%	0	0.00%	0	0.00%	5	1.06%	1	0.21%	0	0.00%

Precinct	DAVID HILLBERG (REP)		JEFF HEWITT (LIB)		JOHN R. DRAKE (DEM)		LARRY A. ELDER (REP)		KEVIN PAFFRATH (DEM)		ADAM PAPAGAN (NPP)		ARMANDO "MANDO" PEREZ- SERRATO (DEM)	
0014363														
Election Day	0	0.00%	0	0.00%	0	0.00%	16	69.57%	1	4.35%	0	0.00%	0	0.00%
Vote by Mail	0	0.00%	3	0.47%	5	0.78%	255	39.53%	77	11.94%	1	0.16%	1	0.16%
Canvass	0	0.00%	0	0.00%	0	0.00%	2	50.00%	0	0.00%	0	0.00%	0	0.00%
Total	0	0.00%	3	0.45%	5	0.74%	273	40.63%	78	11.61%	1	0.15%	1	0.15%
0014564														
Election Day	0	0.00%	0	0.00%	0	0.00%	18	51.43%	1	2.86%	0	0.00%	0	0.00%
Vote by Mail	0	0.00%	2	0.53%	4	1.06%	138	36.41%	53	13.98%	1	0.26%	6	1.58%
Canvass	0	0.00%	0	0.00%	0	0.00%	4	44.44%	1	11.11%	0	0.00%	0	0.00%
Total	0	0.00%	2	0.47%	4	0.95%	160	37.83%	55	13.00%	1	0.24%	6	1.42%
0014570														
Election Day	0	0.00%	0	0.00%	0	0.00%	27	84.38%	1	3.13%	0	0.00%	0	0.00%
Vote by Mail	0	0.00%	2	0.43%	5	1.08%	156	33.62%	73	15.73%	0	0.00%	4	0.86%
Canvass	0	0.00%	0	0.00%	0	0.00%	1	50.00%	1	50.00%	0	0.00%	0	0.00%
Total	0	0.00%	2	0.40%	5	1.00%	184	36.95%	75	15.06%	0	0.00%	4	0.80%
0014675														
Election Day	0	0.00%	0	0.00%	0	0.00%	8	33.33%	0	0.00%	0	0.00%	0	0.00%
Vote by Mail	0	0.00%	0	0.00%	9	2.46%	129	35.25%	41	11.20%	0	0.00%	3	0.82%
Canvass	0	0.00%	0	0.00%	0	0.00%	1	20.00%	0	0.00%	0	0.00%	0	0.00%
Total	0	0.00%	0	0.00%	9	2.28%	138	34.94%	41	10.38%	0	0.00%	3	0.76%
0014820														
Election Day	0	0.00%	0	0.00%	0	0.00%	18	69.23%	2	7.69%	0	0.00%	0	0.00%
Vote by Mail	0	0.00%	2	0.38%	4	0.76%	238	45.33%	62	11.81%	0	0.00%	11	2.10%
Canvass	0	0.00%	0	0.00%	0	0.00%	1	25.00%	0	0.00%	0	0.00%	0	0.00%
Total	0	0.00%	2	0.36%	4	0.72%	257	46.31%	64	11.53%	0	0.00%	11	1.98%
0014837														
Election Day	0	0.00%	0	0.00%	1	3.57%	13	46.43%	0	0.00%	0	0.00%	0	0.00%
Vote by Mail	0	0.00%	8	1.81%	7	1.58%	159	35.89%	40	9.03%	1	0.23%	4	0.90%
Canvass	0	0.00%	0	0.00%	0	0.00%	0	0.00%	1	50.00%	0	0.00%	0	0.00%
Total	0	0.00%	8	1.69%	8	1.69%	172	36.36%	41	8.67%	1	0.21%	4	0.85%

Precinct	JOHN COX (REP)		HEATHER COLLINS (G-P)		DANIEL WATTS (DEM)		NICKOLAS WILDSTAR (REP)		SARAH STEPHENS (REP)		DENVER STONER (REP)		JOE M. SYMMON (REP)	
0014363														
Election Day	1	4.35%	0	0.00%	0	0.00%	0	0.00%	0	0.00%	0	0.00%	0	0.00%
Vote by Mail	25	3.88%	2	0.31%	9	1.40%	0	0.00%	1	0.16%	0	0.00%	0	0.00%
Canvass	0	0.00%	0	0.00%	0	0.00%	0	0.00%	0	0.00%	0	0.00%	0	0.00%
Total	26	3.87%	2	0.30%	9	1.34%	0	0.00%	1	0.15%	0	0.00%	0	0.00%
0014564														
Election Day	0	0.00%	1	2.86%	0	0.00%	0	0.00%	0	0.00%	0	0.00%	0	0.00%
Vote by Mail	9	2.37%	1	0.26%	10	2.64%	0	0.00%	1	0.26%	1	0.26%	0	0.00%
Canvass	0	0.00%	1	11.11%	0	0.00%	0	0.00%	0	0.00%	0	0.00%	0	0.00%
Total	9	2.13%	3	0.71%	10	2.36%	0	0.00%	1	0.24%	1	0.24%	0	0.00%
0014570														
Election Day	0	0.00%	0	0.00%	0	0.00%	0	0.00%	0	0.00%	0	0.00%	0	0.00%
Vote by Mail	12	2.59%	0	0.00%	12	2.59%	0	0.00%	0	0.00%	0	0.00%	0	0.00%
Canvass	0	0.00%	0	0.00%	0	0.00%	0	0.00%	0	0.00%	0	0.00%	0	0.00%
Total	12	2.41%	0	0.00%	12	2.41%	0	0.00%	0	0.00%	0	0.00%	0	0.00%
0014675														
Election Day	0	0.00%	0	0.00%	1	4.17%	0	0.00%	0	0.00%	0	0.00%	0	0.00%
Vote by Mail	30	8.20%	0	0.00%	5	1.37%	0	0.00%	0	0.00%	0	0.00%	0	0.00%
Canvass	0	0.00%	0	0.00%	0	0.00%	0	0.00%	0	0.00%	0	0.00%	0	0.00%
Total	30	7.59%	0	0.00%	6	1.52%	0	0.00%	0	0.00%	0	0.00%	0	0.00%
0014820														
Election Day	0	0.00%	1	3.85%	0	0.00%	0	0.00%	0	0.00%	0	0.00%	0	0.00%
Vote by Mail	17	3.24%	4	0.76%	8	1.52%	0	0.00%	1	0.19%	0	0.00%	0	0.00%
Canvass	0	0.00%	0	0.00%	2	50.00%	0	0.00%	0	0.00%	0	0.00%	0	0.00%
Total	17	3.06%	5	0.90%	10	1.80%	0	0.00%	1	0.18%	0	0.00%	0	0.00%
0014837														
Election Day	2	7.14%	0	0.00%	0	0.00%	0	0.00%	0	0.00%	0	0.00%	0	0.00%
Vote by Mail	17	3.84%	6	1.35%	6	1.35%	0	0.00%	0	0.00%	2	0.45%	1	0.23%
Canvass	0	0.00%	0	0.00%	0	0.00%	0	0.00%	0	0.00%	0	0.00%	0	0.00%
Total	19	4.02%	6	1.27%	6	1.27%	0	0.00%	0	0.00%	2	0.42%	1	0.21%

Precinct	MAJOR SINGH (NPP)		DOUG OSE (REP)		Write-in		Total Votes	ROXANNE Qualified Write In		STACY SMITH Qualified Write In		MAJOR WILLIAMS Qualified Write In	
0014363													
Election Day	0	0.00%	0	0.00%	0	0.00%	23	0	0.00%	0	0.00%	0	0.00%
Vote by Mail	10	1.55%	9	1.40%	0	0.00%	645	0	0.00%	0	0.00%	0	0.00%
Canvass	0	0.00%	0	0.00%	0	0.00%	4	0	0.00%	0	0.00%	0	0.00%
Total	10	1.49%	9	1.34%	0	0.00%	672	0	0.00%	0	0.00%	0	0.00%
0014564													
Election Day	0	0.00%	0	0.00%	0	0.00%	35	0	0.00%	0	0.00%	0	0.00%
Vote by Mail	5	1.32%	0	0.00%	0	0.00%	379	0	0.00%	0	0.00%	0	0.00%
Canvass	0	0.00%	0	0.00%	0	0.00%	9	0	0.00%	0	0.00%	0	0.00%
Total	5	1.18%	0	0.00%	0	0.00%	423	0	0.00%	0	0.00%	0	0.00%
0014570													
Election Day	0	0.00%	0	0.00%	0	0.00%	32	0	0.00%	0	0.00%	0	0.00%
Vote by Mail	2	0.43%	7	1.51%	0	0.00%	464	0	0.00%	0	0.00%	0	0.00%
Canvass	0	0.00%	0	0.00%	0	0.00%	2	0	0.00%	0	0.00%	0	0.00%
Total	2	0.40%	7	1.41%	0	0.00%	498	0	0.00%	0	0.00%	0	0.00%
0014675													
Election Day	0	0.00%	0	0.00%	0	0.00%	24	0	0.00%	0	0.00%	0	0.00%
Vote by Mail	5	1.37%	2	0.55%	0	0.00%	366	0	0.00%	0	0.00%	0	0.00%
Canvass	0	0.00%	0	0.00%	0	0.00%	5	0	0.00%	0	0.00%	0	0.00%
Total	5	1.27%	2	0.51%	0	0.00%	395	0	0.00%	0	0.00%	0	0.00%
0014820													
Election Day	1	3.85%	0	0.00%	0	0.00%	26	0	0.00%	0	0.00%	0	0.00%
Vote by Mail	7	1.33%	3	0.57%	0	0.00%	525	0	0.00%	0	0.00%	0	0.00%
Canvass	0	0.00%	0	0.00%	0	0.00%	4	0	0.00%	0	0.00%	0	0.00%
Total	8	1.44%	3	0.54%	0	0.00%	555	0	0.00%	0	0.00%	0	0.00%
0014837													
Election Day	0	0.00%	0	0.00%	0	0.00%	28	0	0.00%	0	0.00%	0	0.00%
Vote by Mail	7	1.58%	3	0.68%	0	0.00%	443	0	0.00%	0	0.00%	0	0.00%
Canvass	0	0.00%	0	0.00%	0	0.00%	2	0	0.00%	0	0.00%	0	0.00%
Total	7	1.48%	3	0.63%	0	0.00%	473	0	0.00%	0	0.00%	0	0.00%

Precinct	THUY E. HUGENS Qualified Write In		MIKI HABRYN Qualified Write In		VINCE LUNDGREN Qualified Write In		VIVEK B. MOHAN Qualified Write In	
0014363								
Election Day	0	0.00%	0	0.00%	0	0.00%	0	0.00%
Vote by Mail	0	0.00%	0	0.00%	0	0.00%	0	0.00%
Canvass	0	0.00%	0	0.00%	0	0.00%	0	0.00%
Total	0	0.00%	0	0.00%	0	0.00%	0	0.00%
0014564								
Election Day	0	0.00%	0	0.00%	0	0.00%	0	0.00%
Vote by Mail	0	0.00%	0	0.00%	0	0.00%	0	0.00%
Canvass	0	0.00%	0	0.00%	0	0.00%	0	0.00%
Total	0	0.00%	0	0.00%	0	0.00%	0	0.00%
0014570								
Election Day	0	0.00%	0	0.00%	0	0.00%	0	0.00%
Vote by Mail	0	0.00%	0	0.00%	0	0.00%	0	0.00%
Canvass	0	0.00%	0	0.00%	0	0.00%	0	0.00%
Total	0	0.00%	0	0.00%	0	0.00%	0	0.00%
0014675								
Election Day	0	0.00%	0	0.00%	0	0.00%	0	0.00%
Vote by Mail	0	0.00%	0	0.00%	0	0.00%	0	0.00%
Canvass	0	0.00%	0	0.00%	0	0.00%	0	0.00%
Total	0	0.00%	0	0.00%	0	0.00%	0	0.00%
0014820								
Election Day	0	0.00%	0	0.00%	0	0.00%	0	0.00%
Vote by Mail	0	0.00%	0	0.00%	0	0.00%	0	0.00%
Canvass	0	0.00%	0	0.00%	0	0.00%	0	0.00%
Total	0	0.00%	0	0.00%	0	0.00%	0	0.00%
0014837								
Election Day	0	0.00%	0	0.00%	0	0.00%	0	0.00%
Vote by Mail	0	0.00%	0	0.00%	0	0.00%	0	0.00%
Canvass	0	0.00%	0	0.00%	0	0.00%	0	0.00%
Total	0	0.00%	0	0.00%	0	0.00%	0	0.00%

Precinct	Times Cast	Registered Voters	Undervotes	Overvotes
0014971				
Election Day	30	1,397	7	1
Vote by Mail	758	1,397	435	2
Canvass	2	1,397	0	0
Total	790	1,397	442	3
0015018				
Election Day	40	1,606	7	0
Vote by Mail	906	1,606	442	3
Canvass	8	1,606	5	0
Total	954	1,606	454	3
0015102				
Election Day	48	1,836	9	0
Vote by Mail	1,264	1,836	611	2
Canvass	18	1,836	8	0
Total	1,330	1,836	628	2
0015259				
Election Day	43	1,279	17	0
Vote by Mail	601	1,279	347	0
Canvass	12	1,279	1	0
Total	656	1,279	365	0
0015321				
Election Day	36	1,887	4	0
Vote by Mail	1,199	1,887	622	1
Canvass	7	1,887	1	0
Total	1,242	1,887	627	1
0015368				
Election Day	36	1,629	12	0
Vote by Mail	1,024	1,629	542	4
Canvass	5	1,629	2	0
Total	1,065	1,629	556	4

Precinct	DAN KAPELOVITZ (G-P)		KEVIN K. KAUL (NPP)	
0014971				
Election Day	0	0.00%	0	0.00%
Vote by Mail	4	1.25%	0	0.00%
Canvass	0	0.00%	0	0.00%
Total	4	1.16%	0	0.00%
0015018				
Election Day	0	0.00%	0	0.00%
Vote by Mail	3	0.65%	0	0.00%
Canvass	0	0.00%	0	0.00%
Total	3	0.60%	0	0.00%
0015102				
Election Day	0	0.00%	0	0.00%
Vote by Mail	0	0.00%	0	0.00%
Canvass	0	0.00%	0	0.00%
Total	0	0.00%	0	0.00%
0015259				
Election Day	0	0.00%	0	0.00%
Vote by Mail	0	0.00%	0	0.00%
Canvass	0	0.00%	0	0.00%
Total	0	0.00%	0	0.00%
0015321				
Election Day	0	0.00%	0	0.00%
Vote by Mail	5	0.87%	0	0.00%
Canvass	0	0.00%	0	0.00%
Total	5	0.81%	0	0.00%
0015368				
Election Day	0	0.00%	0	0.00%
Vote by Mail	2	0.42%	1	0.21%
Canvass	0	0.00%	0	0.00%
Total	2	0.40%	1	0.20%

Precinct	CHAUNCEY "SLIM" KILLENS (REP)		KEVIN KILEY (REP)		PATRICK KILPATRICK (DEM)		ANTHONY TRIMINO (REP)		JOEL VENTRESCA (DEM)		KEVIN L. FAULCONER (REP)		RHONDA FURIN (REP)	
0014971														
Election Day	0	0.00%	2	9.09%	0	0.00%	1	4.55%	1	4.55%	0	0.00%	0	0.00%
Vote by Mail	0	0.00%	15	4.67%	2	0.62%	6	1.87%	23	7.17%	22	6.85%	0	0.00%
Canvass	0	0.00%	0	0.00%	0	0.00%	0	0.00%	0	0.00%	0	0.00%	0	0.00%
Total	0	0.00%	17	4.93%	2	0.58%	7	2.03%	24	6.96%	22	6.38%	0	0.00%
0015018														
Election Day	0	0.00%	0	0.00%	2	6.06%	3	9.09%	1	3.03%	1	3.03%	0	0.00%
Vote by Mail	0	0.00%	16	3.47%	2	0.43%	2	0.43%	45	9.76%	29	6.29%	3	0.65%
Canvass	0	0.00%	0	0.00%	0	0.00%	0	0.00%	0	0.00%	0	0.00%	0	0.00%
Total	0	0.00%	16	3.22%	4	0.80%	5	1.01%	46	9.26%	30	6.04%	3	0.60%
0015102														
Election Day	0	0.00%	3	7.69%	0	0.00%	1	2.56%	2	5.13%	0	0.00%	0	0.00%
Vote by Mail	0	0.00%	32	4.92%	7	1.08%	0	0.00%	33	5.07%	77	11.83%	0	0.00%
Canvass	0	0.00%	1	10.00%	1	10.00%	0	0.00%	1	10.00%	0	0.00%	0	0.00%
Total	0	0.00%	36	5.14%	8	1.14%	1	0.14%	36	5.14%	77	11.00%	0	0.00%
0015259														
Election Day	0	0.00%	1	3.85%	1	3.85%	0	0.00%	1	3.85%	2	7.69%	0	0.00%
Vote by Mail	0	0.00%	17	6.69%	6	2.36%	0	0.00%	20	7.87%	14	5.51%	0	0.00%
Canvass	0	0.00%	0	0.00%	0	0.00%	0	0.00%	3	27.27%	0	0.00%	0	0.00%
Total	0	0.00%	18	6.19%	7	2.41%	0	0.00%	24	8.25%	16	5.50%	0	0.00%
0015321														
Election Day	0	0.00%	0	0.00%	0	0.00%	2	6.25%	3	9.38%	1	3.13%	0	0.00%
Vote by Mail	0	0.00%	26	4.51%	7	1.22%	0	0.00%	35	6.08%	75	13.02%	1	0.17%
Canvass	0	0.00%	0	0.00%	0	0.00%	0	0.00%	0	0.00%	1	16.67%	0	0.00%
Total	0	0.00%	26	4.23%	7	1.14%	2	0.33%	38	6.19%	77	12.54%	1	0.16%
0015368														
Election Day	0	0.00%	1	4.17%	0	0.00%	0	0.00%	0	0.00%	0	0.00%	0	0.00%
Vote by Mail	1	0.21%	37	7.74%	7	1.46%	1	0.21%	32	6.69%	40	8.37%	0	0.00%
Canvass	0	0.00%	0	0.00%	0	0.00%	0	0.00%	1	33.33%	1	33.33%	0	0.00%
Total	1	0.20%	38	7.52%	7	1.39%	1	0.20%	33	6.53%	41	8.12%	0	0.00%

Precinct	ROBERT C. NEWMAN II (REP)		DENNIS RICHTER (NPP)		BRANDON M. ROSS (DEM)		SAM L. GALLUCCI (REP)		TED GAINES (REP)		CAITLYN JENNER (REP)		LEO S. ZACKY (REP)	
0014971														
Election Day	0	0.00%	0	0.00%	1	4.55%	0	0.00%	0	0.00%	0	0.00%	0	0.00%
Vote by Mail	0	0.00%	2	0.62%	24	7.48%	2	0.62%	6	1.87%	11	3.43%	0	0.00%
Canvass	0	0.00%	0	0.00%	1	50.00%	1	50.00%	0	0.00%	0	0.00%	0	0.00%
Total	0	0.00%	2	0.58%	26	7.54%	3	0.87%	6	1.74%	11	3.19%	0	0.00%
0015018														
Election Day	0	0.00%	0	0.00%	3	9.09%	0	0.00%	0	0.00%	1	3.03%	0	0.00%
Vote by Mail	0	0.00%	1	0.22%	31	6.72%	0	0.00%	5	1.08%	1	0.22%	0	0.00%
Canvass	0	0.00%	0	0.00%	0	0.00%	0	0.00%	0	0.00%	0	0.00%	0	0.00%
Total	0	0.00%	1	0.20%	34	6.84%	0	0.00%	5	1.01%	2	0.40%	0	0.00%
0015102														
Election Day	0	0.00%	0	0.00%	2	5.13%	0	0.00%	0	0.00%	0	0.00%	0	0.00%
Vote by Mail	1	0.15%	3	0.46%	42	6.45%	1	0.15%	6	0.92%	6	0.92%	0	0.00%
Canvass	0	0.00%	0	0.00%	1	10.00%	1	10.00%	0	0.00%	0	0.00%	0	0.00%
Total	1	0.14%	3	0.43%	45	6.43%	2	0.29%	6	0.86%	6	0.86%	0	0.00%
0015259														
Election Day	0	0.00%	0	0.00%	4	15.38%	0	0.00%	0	0.00%	0	0.00%	0	0.00%
Vote by Mail	0	0.00%	0	0.00%	22	8.66%	0	0.00%	3	1.18%	6	2.36%	0	0.00%
Canvass	0	0.00%	0	0.00%	1	9.09%	0	0.00%	0	0.00%	0	0.00%	0	0.00%
Total	0	0.00%	0	0.00%	27	9.28%	0	0.00%	3	1.03%	6	2.06%	0	0.00%
0015321														
Election Day	0	0.00%	0	0.00%	1	3.13%	0	0.00%	0	0.00%	1	3.13%	0	0.00%
Vote by Mail	0	0.00%	0	0.00%	68	11.81%	0	0.00%	3	0.52%	5	0.87%	0	0.00%
Canvass	0	0.00%	0	0.00%	1	16.67%	0	0.00%	0	0.00%	0	0.00%	0	0.00%
Total	0	0.00%	0	0.00%	70	11.40%	0	0.00%	3	0.49%	6	0.98%	0	0.00%
0015368														
Election Day	0	0.00%	0	0.00%	1	4.17%	0	0.00%	0	0.00%	0	0.00%	0	0.00%
Vote by Mail	0	0.00%	0	0.00%	45	9.41%	3	0.63%	6	1.26%	4	0.84%	0	0.00%
Canvass	0	0.00%	1	33.33%	0	0.00%	0	0.00%	0	0.00%	0	0.00%	0	0.00%
Total	0	0.00%	1	0.20%	46	9.11%	3	0.59%	6	1.19%	4	0.79%	0	0.00%

Precinct	JENNY RAE LE ROUX (REP)		DAVID LOZANO (REP)		STEVE CHAVEZ LODGE (REP)		MICHAEL LOEBBS (NPP)		DENIS LUCEY (NPP)		DIEGO MARTINEZ (REP)		JEREMIAH "JEREMY" MARCINIAK (NPP)	
0014971														
Election Day	0	0.00%	0	0.00%	0	0.00%	0	0.00%	0	0.00%	0	0.00%	0	0.00%
Vote by Mail	0	0.00%	2	0.62%	2	0.62%	2	0.62%	0	0.00%	1	0.31%	0	0.00%
Canvass	0	0.00%	0	0.00%	0	0.00%	0	0.00%	0	0.00%	0	0.00%	0	0.00%
Total	0	0.00%	2	0.58%	2	0.58%	2	0.58%	0	0.00%	1	0.29%	0	0.00%
0015018														
Election Day	0	0.00%	0	0.00%	1	3.03%	0	0.00%	0	0.00%	0	0.00%	0	0.00%
Vote by Mail	1	0.22%	0	0.00%	1	0.22%	9	1.95%	0	0.00%	0	0.00%	0	0.00%
Canvass	0	0.00%	0	0.00%	0	0.00%	0	0.00%	0	0.00%	0	0.00%	0	0.00%
Total	1	0.20%	0	0.00%	2	0.40%	9	1.81%	0	0.00%	0	0.00%	0	0.00%
0015102														
Election Day	0	0.00%	0	0.00%	0	0.00%	0	0.00%	0	0.00%	0	0.00%	0	0.00%
Vote by Mail	0	0.00%	0	0.00%	1	0.15%	0	0.00%	0	0.00%	0	0.00%	0	0.00%
Canvass	0	0.00%	0	0.00%	0	0.00%	0	0.00%	0	0.00%	0	0.00%	0	0.00%
Total	0	0.00%	0	0.00%	1	0.14%	0	0.00%	0	0.00%	0	0.00%	0	0.00%
0015259														
Election Day	0	0.00%	0	0.00%	0	0.00%	0	0.00%	0	0.00%	0	0.00%	0	0.00%
Vote by Mail	2	0.79%	1	0.39%	0	0.00%	4	1.57%	0	0.00%	0	0.00%	0	0.00%
Canvass	0	0.00%	0	0.00%	0	0.00%	0	0.00%	0	0.00%	0	0.00%	0	0.00%
Total	2	0.69%	1	0.34%	0	0.00%	4	1.37%	0	0.00%	0	0.00%	0	0.00%
0015321														
Election Day	0	0.00%	0	0.00%	0	0.00%	0	0.00%	0	0.00%	0	0.00%	0	0.00%
Vote by Mail	2	0.35%	0	0.00%	0	0.00%	1	0.17%	0	0.00%	0	0.00%	0	0.00%
Canvass	0	0.00%	0	0.00%	0	0.00%	0	0.00%	0	0.00%	0	0.00%	0	0.00%
Total	2	0.33%	0	0.00%	0	0.00%	1	0.16%	0	0.00%	0	0.00%	0	0.00%
0015368														
Election Day	0	0.00%	0	0.00%	0	0.00%	1	4.17%	0	0.00%	0	0.00%	0	0.00%
Vote by Mail	0	0.00%	1	0.21%	1	0.21%	4	0.84%	0	0.00%	0	0.00%	0	0.00%
Canvass	0	0.00%	0	0.00%	0	0.00%	0	0.00%	0	0.00%	0	0.00%	0	0.00%
Total	0	0.00%	1	0.20%	1	0.20%	5	0.99%	0	0.00%	0	0.00%	0	0.00%

Precinct	DANIEL MERCURI (REP)		JACQUELINE MCGOWAN (DEM)		DAVID MOORE (NPP)		DAVID ALEXANDER BRAMANTE (REP)		HOLLY L. BAADE (DEM)		ANGELYNE (NPP)		JAMES G. HANINK (NPP)	
0014971														
Election Day	0	0.00%	1	4.55%	0	0.00%	0	0.00%	0	0.00%	0	0.00%	0	0.00%
Vote by Mail	0	0.00%	11	3.43%	3	0.93%	0	0.00%	3	0.93%	0	0.00%	0	0.00%
Canvass	0	0.00%	0	0.00%	0	0.00%	0	0.00%	0	0.00%	0	0.00%	0	0.00%
Total	0	0.00%	12	3.48%	3	0.87%	0	0.00%	3	0.87%	0	0.00%	0	0.00%
0015018														
Election Day	0	0.00%	4	12.12%	0	0.00%	0	0.00%	0	0.00%	0	0.00%	0	0.00%
Vote by Mail	0	0.00%	20	4.34%	0	0.00%	1	0.22%	11	2.39%	1	0.22%	0	0.00%
Canvass	0	0.00%	0	0.00%	0	0.00%	0	0.00%	0	0.00%	0	0.00%	0	0.00%
Total	0	0.00%	24	4.83%	0	0.00%	1	0.20%	11	2.21%	1	0.20%	0	0.00%
0015102														
Election Day	0	0.00%	0	0.00%	0	0.00%	0	0.00%	0	0.00%	0	0.00%	0	0.00%
Vote by Mail	0	0.00%	16	2.46%	1	0.15%	0	0.00%	11	1.69%	4	0.61%	0	0.00%
Canvass	0	0.00%	0	0.00%	0	0.00%	0	0.00%	0	0.00%	0	0.00%	0	0.00%
Total	0	0.00%	16	2.29%	1	0.14%	0	0.00%	11	1.57%	4	0.57%	0	0.00%
0015259														
Election Day	0	0.00%	0	0.00%	0	0.00%	1	3.85%	0	0.00%	0	0.00%	0	0.00%
Vote by Mail	1	0.39%	10	3.94%	1	0.39%	0	0.00%	2	0.79%	0	0.00%	2	0.79%
Canvass	0	0.00%	0	0.00%	0	0.00%	0	0.00%	0	0.00%	0	0.00%	0	0.00%
Total	1	0.34%	10	3.44%	1	0.34%	1	0.34%	2	0.69%	0	0.00%	2	0.69%
0015321														
Election Day	0	0.00%	2	6.25%	0	0.00%	0	0.00%	1	3.13%	0	0.00%	0	0.00%
Vote by Mail	2	0.35%	12	2.08%	1	0.17%	0	0.00%	7	1.22%	4	0.69%	0	0.00%
Canvass	0	0.00%	0	0.00%	0	0.00%	0	0.00%	0	0.00%	0	0.00%	0	0.00%
Total	2	0.33%	14	2.28%	1	0.16%	0	0.00%	8	1.30%	4	0.65%	0	0.00%
0015368														
Election Day	0	0.00%	1	4.17%	0	0.00%	0	0.00%	0	0.00%	0	0.00%	0	0.00%
Vote by Mail	0	0.00%	10	2.09%	0	0.00%	0	0.00%	6	1.26%	4	0.84%	0	0.00%
Canvass	0	0.00%	0	0.00%	0	0.00%	0	0.00%	0	0.00%	0	0.00%	0	0.00%
Total	0	0.00%	11	2.18%	0	0.00%	0	0.00%	6	1.19%	4	0.79%	0	0.00%

Precinct	DAVID HILLBERG (REP)		JEFF HEWITT (LIB)		JOHN R. DRAKE (DEM)		LARRY A. ELDER (REP)		KEVIN PAFFRATH (DEM)		ADAM PAPAGAN (NPP)		ARMANDO "MANDO" PEREZ- SERRATO (DEM)	
0014971														
Election Day	0	0.00%	0	0.00%	0	0.00%	15	68.18%	0	0.00%	0	0.00%	0	0.00%
Vote by Mail	0	0.00%	1	0.31%	1	0.31%	104	32.40%	42	13.08%	0	0.00%	3	0.93%
Canvass	0	0.00%	0	0.00%	0	0.00%	0	0.00%	0	0.00%	0	0.00%	0	0.00%
Total	0	0.00%	1	0.29%	1	0.29%	119	34.49%	42	12.17%	0	0.00%	3	0.87%
0015018														
Election Day	0	0.00%	0	0.00%	0	0.00%	14	42.42%	2	6.06%	0	0.00%	0	0.00%
Vote by Mail	0	0.00%	9	1.95%	5	1.08%	134	29.07%	84	18.22%	1	0.22%	1	0.22%
Canvass	0	0.00%	0	0.00%	0	0.00%	2	66.67%	1	33.33%	0	0.00%	0	0.00%
Total	0	0.00%	9	1.81%	5	1.01%	150	30.18%	87	17.51%	1	0.20%	1	0.20%
0015102														
Election Day	0	0.00%	0	0.00%	0	0.00%	30	76.92%	1	2.56%	0	0.00%	0	0.00%
Vote by Mail	0	0.00%	7	1.08%	5	0.77%	232	35.64%	88	13.52%	0	0.00%	0	0.00%
Canvass	0	0.00%	0	0.00%	1	10.00%	4	40.00%	0	0.00%	0	0.00%	0	0.00%
Total	0	0.00%	7	1.00%	6	0.86%	266	38.00%	89	12.71%	0	0.00%	0	0.00%
0015259														
Election Day	0	0.00%	0	0.00%	1	3.85%	14	53.85%	0	0.00%	0	0.00%	0	0.00%
Vote by Mail	0	0.00%	4	1.57%	2	0.79%	81	31.89%	36	14.17%	0	0.00%	1	0.39%
Canvass	0	0.00%	0	0.00%	0	0.00%	6	54.55%	0	0.00%	0	0.00%	0	0.00%
Total	0	0.00%	4	1.37%	3	1.03%	101	34.71%	36	12.37%	0	0.00%	1	0.34%
0015321														
Election Day	0	0.00%	0	0.00%	0	0.00%	18	56.25%	1	3.13%	0	0.00%	0	0.00%
Vote by Mail	0	0.00%	3	0.52%	4	0.69%	201	34.90%	68	11.81%	0	0.00%	1	0.17%
Canvass	0	0.00%	0	0.00%	0	0.00%	3	50.00%	0	0.00%	1	16.67%	0	0.00%
Total	0	0.00%	3	0.49%	4	0.65%	222	36.16%	69	11.24%	1	0.16%	1	0.16%
0015368														
Election Day	0	0.00%	0	0.00%	0	0.00%	19	79.17%	0	0.00%	0	0.00%	0	0.00%
Vote by Mail	0	0.00%	1	0.21%	6	1.26%	154	32.22%	69	14.44%	0	0.00%	4	0.84%
Canvass	0	0.00%	0	0.00%	0	0.00%	0	0.00%	0	0.00%	0	0.00%	0	0.00%
Total	0	0.00%	1	0.20%	6	1.19%	173	34.26%	69	13.66%	0	0.00%	4	0.79%

Precinct	JOHN COX (REP)		HEATHER COLLINS (G-P)		DANIEL WATTS (DEM)		NICKOLAS WILDSTAR (REP)		SARAH STEPHENS (REP)		DENVER STONER (REP)		JOE M. SYMMON (REP)	
0014971														
Election Day	1	4.55%	0	0.00%	0	0.00%	0	0.00%	0	0.00%	0	0.00%	0	0.00%
Vote by Mail	13	4.05%	2	0.62%	6	1.87%	0	0.00%	0	0.00%	1	0.31%	0	0.00%
Canvass	0	0.00%	0	0.00%	0	0.00%	0	0.00%	0	0.00%	0	0.00%	0	0.00%
Total	14	4.06%	2	0.58%	6	1.74%	0	0.00%	0	0.00%	1	0.29%	0	0.00%
0015018														
Election Day	1	3.03%	0	0.00%	0	0.00%	0	0.00%	0	0.00%	0	0.00%	0	0.00%
Vote by Mail	15	3.25%	0	0.00%	10	2.17%	1	0.22%	1	0.22%	1	0.22%	2	0.43%
Canvass	0	0.00%	0	0.00%	0	0.00%	0	0.00%	0	0.00%	0	0.00%	0	0.00%
Total	16	3.22%	0	0.00%	10	2.01%	1	0.20%	1	0.20%	1	0.20%	2	0.40%
0015102														
Election Day	0	0.00%	0	0.00%	0	0.00%	0	0.00%	0	0.00%	0	0.00%	0	0.00%
Vote by Mail	22	3.38%	6	0.92%	34	5.22%	0	0.00%	1	0.15%	0	0.00%	0	0.00%
Canvass	0	0.00%	0	0.00%	0	0.00%	0	0.00%	0	0.00%	0	0.00%	0	0.00%
Total	22	3.14%	6	0.86%	34	4.86%	0	0.00%	1	0.14%	0	0.00%	0	0.00%
0015259														
Election Day	0	0.00%	0	0.00%	1	3.85%	0	0.00%	0	0.00%	0	0.00%	0	0.00%
Vote by Mail	5	1.97%	2	0.79%	11	4.33%	0	0.00%	0	0.00%	0	0.00%	0	0.00%
Canvass	0	0.00%	0	0.00%	1	9.09%	0	0.00%	0	0.00%	0	0.00%	0	0.00%
Total	5	1.72%	2	0.69%	13	4.47%	0	0.00%	0	0.00%	0	0.00%	0	0.00%
0015321														
Election Day	1	3.13%	0	0.00%	1	3.13%	0	0.00%	0	0.00%	0	0.00%	0	0.00%
Vote by Mail	18	3.13%	5	0.87%	10	1.74%	0	0.00%	0	0.00%	0	0.00%	0	0.00%
Canvass	0	0.00%	0	0.00%	0	0.00%	0	0.00%	0	0.00%	0	0.00%	0	0.00%
Total	19	3.09%	5	0.81%	11	1.79%	0	0.00%	0	0.00%	0	0.00%	0	0.00%
0015368														
Election Day	0	0.00%	0	0.00%	0	0.00%	0	0.00%	0	0.00%	0	0.00%	0	0.00%
Vote by Mail	17	3.56%	3	0.63%	7	1.46%	1	0.21%	0	0.00%	0	0.00%	0	0.00%
Canvass	0	0.00%	0	0.00%	0	0.00%	0	0.00%	0	0.00%	0	0.00%	0	0.00%
Total	17	3.37%	3	0.59%	7	1.39%	1	0.20%	0	0.00%	0	0.00%	0	0.00%

Precinct	MAJOR SINGH (NPP)		DOUG OSE (REP)		Write-in		Total Votes	ROXANNE Qualified Write In		STACY SMITH Qualified Write In		MAJOR WILLIAMS Qualified Write In	
0014971													
Election Day	0	0.00%	0	0.00%	0	0.00%	22	0	0.00%	0	0.00%	0	0.00%
Vote by Mail	5	1.56%	0	0.00%	2	0.62%	321	0	0.00%	0	0.00%	2	0.62%
Canvass	0	0.00%	0	0.00%	0	0.00%	2	0	0.00%	0	0.00%	0	0.00%
Total	5	1.45%	0	0.00%	2	0.58%	345	0	0.00%	0	0.00%	2	0.58%
0015018													
Election Day	0	0.00%	0	0.00%	0	0.00%	33	0	0.00%	0	0.00%	0	0.00%
Vote by Mail	12	2.60%	3	0.65%	0	0.00%	461	0	0.00%	0	0.00%	0	0.00%
Canvass	0	0.00%	0	0.00%	0	0.00%	3	0	0.00%	0	0.00%	0	0.00%
Total	12	2.41%	3	0.60%	0	0.00%	497	0	0.00%	0	0.00%	0	0.00%
0015102													
Election Day	0	0.00%	0	0.00%	0	0.00%	39	0	0.00%	0	0.00%	0	0.00%
Vote by Mail	12	1.84%	2	0.31%	1	0.15%	651	0	0.00%	0	0.00%	1	0.15%
Canvass	0	0.00%	0	0.00%	0	0.00%	10	0	0.00%	0	0.00%	0	0.00%
Total	12	1.71%	2	0.29%	1	0.14%	700	0	0.00%	0	0.00%	1	0.14%
0015259													
Election Day	0	0.00%	0	0.00%	0	0.00%	26	0	0.00%	0	0.00%	0	0.00%
Vote by Mail	0	0.00%	1	0.39%	0	0.00%	254	0	0.00%	0	0.00%	0	0.00%
Canvass	0	0.00%	0	0.00%	0	0.00%	11	0	0.00%	0	0.00%	0	0.00%
Total	0	0.00%	1	0.34%	0	0.00%	291	0	0.00%	0	0.00%	0	0.00%
0015321													
Election Day	0	0.00%	0	0.00%	0	0.00%	32	0	0.00%	0	0.00%	0	0.00%
Vote by Mail	8	1.39%	4	0.69%	0	0.00%	576	0	0.00%	0	0.00%	0	0.00%
Canvass	0	0.00%	0	0.00%	0	0.00%	6	0	0.00%	0	0.00%	0	0.00%
Total	8	1.30%	4	0.65%	0	0.00%	614	0	0.00%	0	0.00%	0	0.00%
0015368													
Election Day	0	0.00%	0	0.00%	1	4.17%	24	0	0.00%	0	0.00%	1	4.17%
Vote by Mail	4	0.84%	7	1.46%	0	0.00%	478	0	0.00%	0	0.00%	0	0.00%
Canvass	0	0.00%	0	0.00%	0	0.00%	3	0	0.00%	0	0.00%	0	0.00%
Total	4	0.79%	7	1.39%	1	0.20%	505	0	0.00%	0	0.00%	1	0.20%

Precinct	THUY E. HUGENS Qualified Write In		MIKI HABRYN Qualified Write In		VINCE LUNDGREN Qualified Write In		VIVEK B. MOHAN Qualified Write In	
0014971								
Election Day	0	0.00%	0	0.00%	0	0.00%	0	0.00%
Vote by Mail	0	0.00%	0	0.00%	0	0.00%	0	0.00%
Canvass	0	0.00%	0	0.00%	0	0.00%	0	0.00%
Total	0	0.00%	0	0.00%	0	0.00%	0	0.00%
0015018								
Election Day	0	0.00%	0	0.00%	0	0.00%	0	0.00%
Vote by Mail	0	0.00%	0	0.00%	0	0.00%	0	0.00%
Canvass	0	0.00%	0	0.00%	0	0.00%	0	0.00%
Total	0	0.00%	0	0.00%	0	0.00%	0	0.00%
0015102								
Election Day	0	0.00%	0	0.00%	0	0.00%	0	0.00%
Vote by Mail	0	0.00%	0	0.00%	0	0.00%	0	0.00%
Canvass	0	0.00%	0	0.00%	0	0.00%	0	0.00%
Total	0	0.00%	0	0.00%	0	0.00%	0	0.00%
0015259								
Election Day	0	0.00%	0	0.00%	0	0.00%	0	0.00%
Vote by Mail	0	0.00%	0	0.00%	0	0.00%	0	0.00%
Canvass	0	0.00%	0	0.00%	0	0.00%	0	0.00%
Total	0	0.00%	0	0.00%	0	0.00%	0	0.00%
0015321								
Election Day	0	0.00%	0	0.00%	0	0.00%	0	0.00%
Vote by Mail	0	0.00%	0	0.00%	0	0.00%	0	0.00%
Canvass	0	0.00%	0	0.00%	0	0.00%	0	0.00%
Total	0	0.00%	0	0.00%	0	0.00%	0	0.00%
0015368								
Election Day	0	0.00%	0	0.00%	0	0.00%	0	0.00%
Vote by Mail	0	0.00%	0	0.00%	0	0.00%	0	0.00%
Canvass	0	0.00%	0	0.00%	0	0.00%	0	0.00%
Total	0	0.00%	0	0.00%	0	0.00%	0	0.00%

Precinct	Times Cast	Registered Voters	Undervotes	Overvotes
0015530				
Election Day	15	835	3	0
Vote by Mail	351	835	180	1
Canvass	9	835	1	0
Total	375	835	184	1
0015566				
Election Day	40	1,351	11	0
Vote by Mail	699	1,351	406	1
Canvass	4	1,351	1	0
Total	743	1,351	418	1
0015614				
Election Day	0	2	0	0
Vote by Mail	2	2	0	0
Canvass	0	2	0	0
Total	2	2	0	0
0015707				
Election Day	42	1,667	12	0
Vote by Mail	927	1,667	506	3
Canvass	13	1,667	5	0
Total	982	1,667	523	3
0015749				
Election Day	36	1,352	12	0
Vote by Mail	689	1,352	396	1
Canvass	3	1,352	3	0
Total	728	1,352	411	1
0016107				
Election Day	46	1,357	13	0
Vote by Mail	730	1,357	325	3
Canvass	4	1,357	0	0
Total	780	1,357	338	3

Precinct	DAN KAPELOVITZ (G-P)		KEVIN K. KAUL (NPP)	
0015530				
Election Day	0	0.00%	0	0.00%
Vote by Mail	1	0.59%	0	0.00%
Canvass	0	0.00%	0	0.00%
Total	1	0.53%	0	0.00%
0015566				
Election Day	0	0.00%	1	3.45%
Vote by Mail	3	1.03%	0	0.00%
Canvass	0	0.00%	0	0.00%
Total	3	0.93%	1	0.31%
0015614				
Election Day	0		0	
Vote by Mail	0	0.00%	0	0.00%
Canvass	0		0	
Total	0	0.00%	0	0.00%
0015707				
Election Day	0	0.00%	0	0.00%
Vote by Mail	1	0.24%	0	0.00%
Canvass	0	0.00%	0	0.00%
Total	1	0.22%	0	0.00%
0015749				
Election Day	0	0.00%	0	0.00%
Vote by Mail	1	0.34%	0	0.00%
Canvass	0		0	
Total	1	0.32%	0	0.00%
0016107				
Election Day	0	0.00%	0	0.00%
Vote by Mail	5	1.24%	0	0.00%
Canvass	0	0.00%	0	0.00%
Total	5	1.14%	0	0.00%

Precinct	CHAUNCEY "SLIM" KILLENS (REP)		KEVIN KILEY (REP)		PATRICK KILPATRICK (DEM)		ANTHONY TRIMINO (REP)		JOEL VENTRESCA (DEM)		KEVIN L. FAULCONER (REP)		RHONDA FURIN (REP)	
0015530														
Election Day	0	0.00%	0	0.00%	0	0.00%	0	0.00%	1	8.33%	2	16.67%	0	0.00%
Vote by Mail	0	0.00%	5	2.94%	2	1.18%	0	0.00%	12	7.06%	17	10.00%	0	0.00%
Canvass	0	0.00%	0	0.00%	0	0.00%	0	0.00%	1	12.50%	0	0.00%	0	0.00%
Total	0	0.00%	5	2.63%	2	1.05%	0	0.00%	14	7.37%	19	10.00%	0	0.00%
0015566														
Election Day	0	0.00%	0	0.00%	0	0.00%	0	0.00%	2	6.90%	1	3.45%	0	0.00%
Vote by Mail	0	0.00%	12	4.11%	1	0.34%	0	0.00%	20	6.85%	33	11.30%	0	0.00%
Canvass	0	0.00%	0	0.00%	0	0.00%	0	0.00%	1	33.33%	0	0.00%	0	0.00%
Total	0	0.00%	12	3.70%	1	0.31%	0	0.00%	23	7.10%	34	10.49%	0	0.00%
0015614														
Election Day	0		0		0		0		0		0		0	
Vote by Mail	0	0.00%	2	100.00%	0	0.00%	0	0.00%	0	0.00%	0	0.00%	0	0.00%
Canvass	0		0		0		0		0		0		0	
Total	0	0.00%	2	100.00%	0	0.00%	0	0.00%	0	0.00%	0	0.00%	0	0.00%
0015707														
Election Day	0	0.00%	1	3.33%	0	0.00%	0	0.00%	3	10.00%	0	0.00%	0	0.00%
Vote by Mail	0	0.00%	14	3.35%	2	0.48%	0	0.00%	33	7.89%	26	6.22%	1	0.24%
Canvass	0	0.00%	0	0.00%	0	0.00%	0	0.00%	1	12.50%	1	12.50%	0	0.00%
Total	0	0.00%	15	3.29%	2	0.44%	0	0.00%	37	8.11%	27	5.92%	1	0.22%
0015749														
Election Day	0	0.00%	2	8.33%	0	0.00%	0	0.00%	2	8.33%	1	4.17%	0	0.00%
Vote by Mail	0	0.00%	7	2.40%	3	1.03%	0	0.00%	28	9.59%	15	5.14%	2	0.68%
Canvass	0		0		0		0		0		0		0	
Total	0	0.00%	9	2.85%	3	0.95%	0	0.00%	30	9.49%	16	5.06%	2	0.63%
0016107														
Election Day	0	0.00%	1	3.03%	0	0.00%	0	0.00%	1	3.03%	1	3.03%	0	0.00%
Vote by Mail	0	0.00%	19	4.73%	1	0.25%	1	0.25%	18	4.48%	28	6.97%	1	0.25%
Canvass	0	0.00%	0	0.00%	0	0.00%	0	0.00%	0	0.00%	0	0.00%	0	0.00%
Total	0	0.00%	20	4.56%	1	0.23%	1	0.23%	19	4.33%	29	6.61%	1	0.23%

Precinct	ROBERT C. NEWMAN II (REP)		DENNIS RICHTER (NPP)		BRANDON M. ROSS (DEM)		SAM L. GALLUCCI (REP)		TED GAINES (REP)		CAITLYN JENNER (REP)		LEO S. ZACKY (REP)	
0015530														
Election Day	0	0.00%	0	0.00%	0	0.00%	0	0.00%	0	0.00%	1	8.33%	0	0.00%
Vote by Mail	1	0.59%	0	0.00%	10	5.88%	0	0.00%	0	0.00%	7	4.12%	0	0.00%
Canvass	0	0.00%	0	0.00%	0	0.00%	0	0.00%	0	0.00%	0	0.00%	0	0.00%
Total	1	0.53%	0	0.00%	10	5.26%	0	0.00%	0	0.00%	8	4.21%	0	0.00%
0015566														
Election Day	1	3.45%	1	3.45%	2	6.90%	1	3.45%	0	0.00%	1	3.45%	0	0.00%
Vote by Mail	0	0.00%	0	0.00%	28	9.59%	2	0.68%	2	0.68%	2	0.68%	0	0.00%
Canvass	0	0.00%	0	0.00%	0	0.00%	0	0.00%	0	0.00%	0	0.00%	0	0.00%
Total	1	0.31%	1	0.31%	30	9.26%	3	0.93%	2	0.62%	3	0.93%	0	0.00%
0015614														
Election Day	0		0		0		0		0		0		0	
Vote by Mail	0	0.00%	0	0.00%	0	0.00%	0	0.00%	0	0.00%	0	0.00%	0	0.00%
Canvass	0		0		0		0		0		0		0	
Total	0	0.00%	0	0.00%	0	0.00%	0	0.00%	0	0.00%	0	0.00%	0	0.00%
0015707														
Election Day	0	0.00%	0	0.00%	1	3.33%	0	0.00%	0	0.00%	0	0.00%	0	0.00%
Vote by Mail	0	0.00%	0	0.00%	37	8.85%	0	0.00%	2	0.48%	10	2.39%	0	0.00%
Canvass	1	12.50%	0	0.00%	1	12.50%	0	0.00%	0	0.00%	0	0.00%	0	0.00%
Total	1	0.22%	0	0.00%	39	8.55%	0	0.00%	2	0.44%	10	2.19%	0	0.00%
0015749														
Election Day	0	0.00%	0	0.00%	3	12.50%	0	0.00%	1	4.17%	1	4.17%	0	0.00%
Vote by Mail	2	0.68%	0	0.00%	15	5.14%	0	0.00%	2	0.68%	8	2.74%	0	0.00%
Canvass	0		0		0		0		0		0		0	
Total	2	0.63%	0	0.00%	18	5.70%	0	0.00%	3	0.95%	9	2.85%	0	0.00%
0016107														
Election Day	0	0.00%	0	0.00%	1	3.03%	0	0.00%	0	0.00%	0	0.00%	0	0.00%
Vote by Mail	1	0.25%	2	0.50%	15	3.73%	0	0.00%	3	0.75%	7	1.74%	0	0.00%
Canvass	0	0.00%	0	0.00%	0	0.00%	0	0.00%	0	0.00%	0	0.00%	0	0.00%
Total	1	0.23%	2	0.46%	16	3.64%	0	0.00%	3	0.68%	7	1.59%	0	0.00%

Precinct	JENNY RAE LE ROUX (REP)		DAVID LOZANO (REP)		STEVE CHAVEZ LODGE (REP)		MICHAEL LOEBBS (NPP)		DENIS LUCEY (NPP)		DIEGO MARTINEZ (REP)		JEREMIAH "JEREMY" MARCINIAK (NPP)	
0015530														
Election Day	0	0.00%	0	0.00%	0	0.00%	0	0.00%	0	0.00%	0	0.00%	0	0.00%
Vote by Mail	0	0.00%	1	0.59%	0	0.00%	2	1.18%	0	0.00%	0	0.00%	0	0.00%
Canvass	0	0.00%	0	0.00%	0	0.00%	0	0.00%	0	0.00%	0	0.00%	0	0.00%
Total	0	0.00%	1	0.53%	0	0.00%	2	1.05%	0	0.00%	0	0.00%	0	0.00%
0015566														
Election Day	0	0.00%	0	0.00%	0	0.00%	0	0.00%	0	0.00%	0	0.00%	0	0.00%
Vote by Mail	0	0.00%	1	0.34%	2	0.68%	3	1.03%	0	0.00%	0	0.00%	0	0.00%
Canvass	0	0.00%	0	0.00%	0	0.00%	0	0.00%	0	0.00%	0	0.00%	0	0.00%
Total	0	0.00%	1	0.31%	2	0.62%	3	0.93%	0	0.00%	0	0.00%	0	0.00%
0015614														
Election Day	0		0		0		0		0		0		0	
Vote by Mail	0	0.00%	0	0.00%	0	0.00%	0	0.00%	0	0.00%	0	0.00%	0	0.00%
Canvass	0		0		0		0		0		0		0	
Total	0	0.00%	0	0.00%	0	0.00%	0	0.00%	0	0.00%	0	0.00%	0	0.00%
0015707														
Election Day	0	0.00%	0	0.00%	0	0.00%	0	0.00%	0	0.00%	0	0.00%	0	0.00%
Vote by Mail	1	0.24%	0	0.00%	3	0.72%	0	0.00%	0	0.00%	0	0.00%	0	0.00%
Canvass	0	0.00%	0	0.00%	0	0.00%	0	0.00%	0	0.00%	0	0.00%	0	0.00%
Total	1	0.22%	0	0.00%	3	0.66%	0	0.00%	0	0.00%	0	0.00%	0	0.00%
0015749														
Election Day	0	0.00%	1	4.17%	0	0.00%	0	0.00%	0	0.00%	0	0.00%	0	0.00%
Vote by Mail	0	0.00%	1	0.34%	0	0.00%	0	0.00%	0	0.00%	0	0.00%	0	0.00%
Canvass	0		0		0		0		0		0		0	
Total	0	0.00%	2	0.63%	0	0.00%	0	0.00%	0	0.00%	0	0.00%	0	0.00%
0016107														
Election Day	0	0.00%	0	0.00%	0	0.00%	0	0.00%	0	0.00%	0	0.00%	0	0.00%
Vote by Mail	3	0.75%	0	0.00%	4	1.00%	0	0.00%	0	0.00%	0	0.00%	0	0.00%
Canvass	0	0.00%	0	0.00%	0	0.00%	0	0.00%	0	0.00%	0	0.00%	0	0.00%
Total	3	0.68%	0	0.00%	4	0.91%	0	0.00%	0	0.00%	0	0.00%	0	0.00%

Precinct	DANIEL MERCURI (REP)		JACQUELINE MCGOWAN (DEM)		DAVID MOORE (NPP)		DAVID ALEXANDER BRAMANTE (REP)		HOLLY L. BAADE (DEM)		ANGELYNE (NPP)		JAMES G. HANINK (NPP)	
0015530														
Election Day	0	0.00%	1	8.33%	0	0.00%	0	0.00%	0	0.00%	0	0.00%	0	0.00%
Vote by Mail	0	0.00%	5	2.94%	0	0.00%	1	0.59%	4	2.35%	0	0.00%	0	0.00%
Canvass	0	0.00%	0	0.00%	0	0.00%	0	0.00%	0	0.00%	0	0.00%	0	0.00%
Total	0	0.00%	6	3.16%	0	0.00%	1	0.53%	4	2.11%	0	0.00%	0	0.00%
0015566														
Election Day	0	0.00%	3	10.34%	0	0.00%	0	0.00%	0	0.00%	0	0.00%	0	0.00%
Vote by Mail	0	0.00%	3	1.03%	0	0.00%	0	0.00%	4	1.37%	0	0.00%	0	0.00%
Canvass	0	0.00%	0	0.00%	0	0.00%	0	0.00%	0	0.00%	0	0.00%	0	0.00%
Total	0	0.00%	6	1.85%	0	0.00%	0	0.00%	4	1.23%	0	0.00%	0	0.00%
0015614														
Election Day	0		0		0		0		0		0		0	
Vote by Mail	0	0.00%	0	0.00%	0	0.00%	0	0.00%	0	0.00%	0	0.00%	0	0.00%
Canvass	0		0		0		0		0		0		0	
Total	0	0.00%	0	0.00%	0	0.00%	0	0.00%	0	0.00%	0	0.00%	0	0.00%
0015707														
Election Day	0	0.00%	0	0.00%	0	0.00%	0	0.00%	0	0.00%	0	0.00%	0	0.00%
Vote by Mail	0	0.00%	20	4.78%	4	0.96%	0	0.00%	5	1.20%	2	0.48%	0	0.00%
Canvass	0	0.00%	0	0.00%	0	0.00%	0	0.00%	0	0.00%	0	0.00%	0	0.00%
Total	0	0.00%	20	4.39%	4	0.88%	0	0.00%	5	1.10%	2	0.44%	0	0.00%
0015749														
Election Day	0	0.00%	0	0.00%	1	4.17%	0	0.00%	0	0.00%	0	0.00%	0	0.00%
Vote by Mail	1	0.34%	8	2.74%	3	1.03%	0	0.00%	1	0.34%	2	0.68%	0	0.00%
Canvass	0		0		0		0		0		0		0	
Total	1	0.32%	8	2.53%	4	1.27%	0	0.00%	1	0.32%	2	0.63%	0	0.00%
0016107														
Election Day	0	0.00%	0	0.00%	0	0.00%	0	0.00%	0	0.00%	0	0.00%	0	0.00%
Vote by Mail	1	0.25%	6	1.49%	0	0.00%	1	0.25%	3	0.75%	0	0.00%	0	0.00%
Canvass	0	0.00%	0	0.00%	0	0.00%	0	0.00%	0	0.00%	0	0.00%	0	0.00%
Total	1	0.23%	6	1.37%	0	0.00%	1	0.23%	3	0.68%	0	0.00%	0	0.00%

Precinct	DAVID HILLBERG (REP)		JEFF HEWITT (LIB)		JOHN R. DRAKE (DEM)		LARRY A. ELDER (REP)		KEVIN PAFFRATH (DEM)		ADAM PAPAGAN (NPP)		ARMANDO "MANDO" PEREZ- SERRATO (DEM)	
0015530														
Election Day	0	0.00%	0	0.00%	1	8.33%	3	25.00%	1	8.33%	0	0.00%	2	16.67%
Vote by Mail	0	0.00%	2	1.18%	2	1.18%	44	25.88%	25	14.71%	0	0.00%	3	1.76%
Canvass	0	0.00%	0	0.00%	0	0.00%	6	75.00%	1	12.50%	0	0.00%	0	0.00%
Total	0	0.00%	2	1.05%	3	1.58%	53	27.89%	27	14.21%	0	0.00%	5	2.63%
0015566														
Election Day	0	0.00%	0	0.00%	0	0.00%	14	48.28%	0	0.00%	0	0.00%	0	0.00%
Vote by Mail	0	0.00%	1	0.34%	3	1.03%	83	28.42%	55	18.84%	0	0.00%	3	1.03%
Canvass	0	0.00%	0	0.00%	0	0.00%	1	33.33%	0	0.00%	0	0.00%	0	0.00%
Total	0	0.00%	1	0.31%	3	0.93%	98	30.25%	55	16.98%	0	0.00%	3	0.93%
0015614														
Election Day	0		0		0		0		0		0		0	
Vote by Mail	0	0.00%	0	0.00%	0	0.00%	0	0.00%	0	0.00%	0	0.00%	0	0.00%
Canvass	0		0		0		0		0		0		0	
Total	0	0.00%	0	0.00%	0	0.00%	0	0.00%	0	0.00%	0	0.00%	0	0.00%
0015707														
Election Day	0	0.00%	0	0.00%	0	0.00%	19	63.33%	4	13.33%	0	0.00%	0	0.00%
Vote by Mail	0	0.00%	3	0.72%	4	0.96%	130	31.10%	56	13.40%	1	0.24%	3	0.72%
Canvass	0	0.00%	0	0.00%	0	0.00%	1	12.50%	0	0.00%	0	0.00%	0	0.00%
Total	0	0.00%	3	0.66%	4	0.88%	150	32.89%	60	13.16%	1	0.22%	3	0.66%
0015749														
Election Day	0	0.00%	0	0.00%	1	4.17%	11	45.83%	0	0.00%	0	0.00%	0	0.00%
Vote by Mail	0	0.00%	0	0.00%	3	1.03%	95	32.53%	51	17.47%	1	0.34%	3	1.03%
Canvass	0		0		0		0		0		0		0	
Total	0	0.00%	0	0.00%	4	1.27%	106	33.54%	51	16.14%	1	0.32%	3	0.95%
0016107														
Election Day	0	0.00%	0	0.00%	0	0.00%	27	81.82%	0	0.00%	0	0.00%	1	3.03%
Vote by Mail	0	0.00%	4	1.00%	7	1.74%	189	47.01%	37	9.20%	0	0.00%	5	1.24%
Canvass	0	0.00%	0	0.00%	0	0.00%	3	75.00%	1	25.00%	0	0.00%	0	0.00%
Total	0	0.00%	4	0.91%	7	1.59%	219	49.89%	38	8.66%	0	0.00%	6	1.37%

Precinct	JOHN COX (REP)		HEATHER COLLINS (G-P)		DANIEL WATTS (DEM)		NICKOLAS WILDSTAR (REP)		SARAH STEPHENS (REP)		DENVER STONER (REP)		JOE M. SYMMON (REP)	
0015530														
Election Day	0	0.00%	0	0.00%	0	0.00%	0	0.00%	0	0.00%	0	0.00%	0	0.00%
Vote by Mail	8	4.71%	3	1.76%	14	8.24%	0	0.00%	0	0.00%	0	0.00%	0	0.00%
Canvass	0	0.00%	0	0.00%	0	0.00%	0	0.00%	0	0.00%	0	0.00%	0	0.00%
Total	8	4.21%	3	1.58%	14	7.37%	0	0.00%	0	0.00%	0	0.00%	0	0.00%
0015566														
Election Day	0	0.00%	0	0.00%	1	3.45%	0	0.00%	0	0.00%	0	0.00%	0	0.00%
Vote by Mail	15	5.14%	1	0.34%	6	2.05%	1	0.34%	0	0.00%	0	0.00%	0	0.00%
Canvass	0	0.00%	0	0.00%	0	0.00%	0	0.00%	0	0.00%	0	0.00%	0	0.00%
Total	15	4.63%	1	0.31%	7	2.16%	1	0.31%	0	0.00%	0	0.00%	0	0.00%
0015614														
Election Day	0		0		0		0		0		0		0	
Vote by Mail	0	0.00%	0	0.00%	0	0.00%	0	0.00%	0	0.00%	0	0.00%	0	0.00%
Canvass	0		0		0		0		0		0		0	
Total	0	0.00%	0	0.00%	0	0.00%	0	0.00%	0	0.00%	0	0.00%	0	0.00%
0015707														
Election Day	1	3.33%	0	0.00%	1	3.33%	0	0.00%	0	0.00%	0	0.00%	0	0.00%
Vote by Mail	24	5.74%	4	0.96%	16	3.83%	0	0.00%	0	0.00%	2	0.48%	0	0.00%
Canvass	1	12.50%	0	0.00%	2	25.00%	0	0.00%	0	0.00%	0	0.00%	0	0.00%
Total	26	5.70%	4	0.88%	19	4.17%	0	0.00%	0	0.00%	2	0.44%	0	0.00%
0015749														
Election Day	0	0.00%	0	0.00%	0	0.00%	0	0.00%	0	0.00%	0	0.00%	0	0.00%
Vote by Mail	7	2.40%	0	0.00%	13	4.45%	0	0.00%	0	0.00%	0	0.00%	0	0.00%
Canvass	0		0		0		0		0		0		0	
Total	7	2.22%	0	0.00%	13	4.11%	0	0.00%	0	0.00%	0	0.00%	0	0.00%
0016107														
Election Day	1	3.03%	0	0.00%	0	0.00%	0	0.00%	0	0.00%	0	0.00%	0	0.00%
Vote by Mail	14	3.48%	2	0.50%	13	3.23%	0	0.00%	2	0.50%	2	0.50%	0	0.00%
Canvass	0	0.00%	0	0.00%	0	0.00%	0	0.00%	0	0.00%	0	0.00%	0	0.00%
Total	15	3.42%	2	0.46%	13	2.96%	0	0.00%	2	0.46%	2	0.46%	0	0.00%

Precinct	MAJOR SINGH (NPP)		DOUG OSE (REP)		Write-in		Total Votes	ROXANNE Qualified Write In		STACY SMITH Qualified Write In		MAJOR WILLIAMS Qualified Write In	
0015530													
Election Day	0	0.00%	0	0.00%	0	0.00%	12	0	0.00%	0	0.00%	0	0.00%
Vote by Mail	0	0.00%	1	0.59%	0	0.00%	170	0	0.00%	0	0.00%	0	0.00%
Canvass	0	0.00%	0	0.00%	0	0.00%	8	0	0.00%	0	0.00%	0	0.00%
Total	0	0.00%	1	0.53%	0	0.00%	190	0	0.00%	0	0.00%	0	0.00%
0015566													
Election Day	0	0.00%	0	0.00%	1	3.45%	29	0	0.00%	0	0.00%	1	3.45%
Vote by Mail	6	2.05%	2	0.68%	0	0.00%	292	0	0.00%	0	0.00%	0	0.00%
Canvass	1	33.33%	0	0.00%	0	0.00%	3	0	0.00%	0	0.00%	0	0.00%
Total	7	2.16%	2	0.62%	1	0.31%	324	0	0.00%	0	0.00%	1	0.31%
0015614													
Election Day	0		0		0		0	0		0		0	
Vote by Mail	0	0.00%	0	0.00%	0	0.00%	2	0	0.00%	0	0.00%	0	0.00%
Canvass	0		0		0		0	0		0		0	
Total	0	0.00%	0	0.00%	0	0.00%	2	0	0.00%	0	0.00%	0	0.00%
0015707													
Election Day	0	0.00%	0	0.00%	0	0.00%	30	0	0.00%	0	0.00%	0	0.00%
Vote by Mail	7	1.67%	3	0.72%	4	0.96%	418	0	0.00%	0	0.00%	4	0.96%
Canvass	0	0.00%	0	0.00%	0	0.00%	8	0	0.00%	0	0.00%	0	0.00%
Total	7	1.54%	3	0.66%	4	0.88%	456	0	0.00%	0	0.00%	4	0.88%
0015749													
Election Day	0	0.00%	0	0.00%	0	0.00%	24	0	0.00%	0	0.00%	0	0.00%
Vote by Mail	17	5.82%	2	0.68%	1	0.34%	292	0	0.00%	0	0.00%	1	0.34%
Canvass	0		0		0		0	0		0		0	
Total	17	5.38%	2	0.63%	1	0.32%	316	0	0.00%	0	0.00%	1	0.32%
0016107													
Election Day	0	0.00%	0	0.00%	0	0.00%	33	0	0.00%	0	0.00%	0	0.00%
Vote by Mail	4	1.00%	4	1.00%	0	0.00%	402	0	0.00%	0	0.00%	0	0.00%
Canvass	0	0.00%	0	0.00%	0	0.00%	4	0	0.00%	0	0.00%	0	0.00%
Total	4	0.91%	4	0.91%	0	0.00%	439	0	0.00%	0	0.00%	0	0.00%

Precinct	THUY E. HUGENS Qualified Write In		MIKI HABRYN Qualified Write In		VINCE LUNDGREN Qualified Write In		VIVEK B. MOHAN Qualified Write In	
0015530								
Election Day	0	0.00%	0	0.00%	0	0.00%	0	0.00%
Vote by Mail	0	0.00%	0	0.00%	0	0.00%	0	0.00%
Canvass	0	0.00%	0	0.00%	0	0.00%	0	0.00%
Total	0	0.00%	0	0.00%	0	0.00%	0	0.00%
0015566								
Election Day	0	0.00%	0	0.00%	0	0.00%	0	0.00%
Vote by Mail	0	0.00%	0	0.00%	0	0.00%	0	0.00%
Canvass	0	0.00%	0	0.00%	0	0.00%	0	0.00%
Total	0	0.00%	0	0.00%	0	0.00%	0	0.00%
0015614								
Election Day	0		0		0		0	
Vote by Mail	0	0.00%	0	0.00%	0	0.00%	0	0.00%
Canvass	0		0		0		0	
Total	0	0.00%	0	0.00%	0	0.00%	0	0.00%
0015707								
Election Day	0	0.00%	0	0.00%	0	0.00%	0	0.00%
Vote by Mail	0	0.00%	0	0.00%	0	0.00%	0	0.00%
Canvass	0	0.00%	0	0.00%	0	0.00%	0	0.00%
Total	0	0.00%	0	0.00%	0	0.00%	0	0.00%
0015749								
Election Day	0	0.00%	0	0.00%	0	0.00%	0	0.00%
Vote by Mail	0	0.00%	0	0.00%	0	0.00%	0	0.00%
Canvass	0		0		0		0	
Total	0	0.00%	0	0.00%	0	0.00%	0	0.00%
0016107								
Election Day	0	0.00%	0	0.00%	0	0.00%	0	0.00%
Vote by Mail	0	0.00%	0	0.00%	0	0.00%	0	0.00%
Canvass	0	0.00%	0	0.00%	0	0.00%	0	0.00%
Total	0	0.00%	0	0.00%	0	0.00%	0	0.00%

Precinct	Times Cast	Registered Voters	Undervotes	Overvotes
0016152				
Election Day	74	1,771	17	0
Vote by Mail	801	1,771	284	2
Canvass	7	1,771	2	0
Total	882	1,771	303	2
0016463				
Election Day	43	1,535	16	0
Vote by Mail	615	1,535	357	3
Canvass	5	1,535	3	1
Total	663	1,535	376	4
0016519				
Election Day	33	1,507	16	0
Vote by Mail	636	1,507	341	3
Canvass	1	1,507	0	0
Total	670	1,507	357	3
0016612				
Election Day	29	1,628	1	0
Vote by Mail	681	1,628	337	7
Canvass	7	1,628	1	0
Total	717	1,628	339	7
0017428				
Election Day	43	1,613	3	0
Vote by Mail	1,087	1,613	487	2
Canvass	6	1,613	2	0
Total	1,136	1,613	492	2
0017512				
Election Day	38	1,430	10	0
Vote by Mail	956	1,430	456	0
Canvass	5	1,430	0	0
Total	999	1,430	466	0

Precinct	DAN KAPELOVITZ (G-P)		KEVIN K. KAUL (NPP)	
0016152				
Election Day	0	0.00%	0	0.00%
Vote by Mail	5	0.97%	0	0.00%
Canvass	0	0.00%	0	0.00%
Total	5	0.87%	0	0.00%
0016463				
Election Day	0	0.00%	0	0.00%
Vote by Mail	1	0.39%	0	0.00%
Canvass	0	0.00%	0	0.00%
Total	1	0.35%	0	0.00%
0016519				
Election Day	0	0.00%	0	0.00%
Vote by Mail	4	1.37%	0	0.00%
Canvass	0	0.00%	0	0.00%
Total	4	1.29%	0	0.00%
0016612				
Election Day	0	0.00%	0	0.00%
Vote by Mail	1	0.30%	0	0.00%
Canvass	0	0.00%	0	0.00%
Total	1	0.27%	0	0.00%
0017428				
Election Day	0	0.00%	0	0.00%
Vote by Mail	2	0.33%	0	0.00%
Canvass	1	25.00%	0	0.00%
Total	3	0.47%	0	0.00%
0017512				
Election Day	0	0.00%	0	0.00%
Vote by Mail	8	1.60%	0	0.00%
Canvass	0	0.00%	0	0.00%
Total	8	1.50%	0	0.00%

Precinct	CHAUNCEY "SLIM" KILLENS (REP)		KEVIN KILEY (REP)		PATRICK KILPATRICK (DEM)		ANTHONY TRIMINO (REP)		JOEL VENTRESCA (DEM)		KEVIN L. FAULCONER (REP)		RHONDA FURIN (REP)	
0016152														
Election Day	0	0.00%	2	3.51%	0	0.00%	0	0.00%	1	1.75%	1	1.75%	0	0.00%
Vote by Mail	1	0.19%	37	7.18%	9	1.75%	6	1.17%	12	2.33%	25	4.85%	1	0.19%
Canvass	0	0.00%	0	0.00%	0	0.00%	0	0.00%	0	0.00%	0	0.00%	0	0.00%
Total	1	0.17%	39	6.76%	9	1.56%	6	1.04%	13	2.25%	26	4.51%	1	0.17%
0016463														
Election Day	0	0.00%	1	3.70%	0	0.00%	1	3.70%	3	11.11%	3	11.11%	0	0.00%
Vote by Mail	0	0.00%	10	3.92%	8	3.14%	1	0.39%	18	7.06%	15	5.88%	0	0.00%
Canvass	0	0.00%	0	0.00%	0	0.00%	0	0.00%	0	0.00%	0	0.00%	0	0.00%
Total	0	0.00%	11	3.89%	8	2.83%	2	0.71%	21	7.42%	18	6.36%	0	0.00%
0016519														
Election Day	0	0.00%	1	5.88%	0	0.00%	0	0.00%	2	11.76%	0	0.00%	1	5.88%
Vote by Mail	0	0.00%	14	4.79%	4	1.37%	0	0.00%	21	7.19%	24	8.22%	0	0.00%
Canvass	0	0.00%	0	0.00%	0	0.00%	0	0.00%	0	0.00%	0	0.00%	0	0.00%
Total	0	0.00%	15	4.84%	4	1.29%	0	0.00%	23	7.42%	24	7.74%	1	0.32%
0016612														
Election Day	0	0.00%	2	7.14%	0	0.00%	0	0.00%	1	3.57%	0	0.00%	0	0.00%
Vote by Mail	0	0.00%	17	5.04%	0	0.00%	0	0.00%	19	5.64%	30	8.90%	0	0.00%
Canvass	0	0.00%	0	0.00%	0	0.00%	0	0.00%	0	0.00%	0	0.00%	0	0.00%
Total	0	0.00%	19	5.12%	0	0.00%	0	0.00%	20	5.39%	30	8.09%	0	0.00%
0017428														
Election Day	0	0.00%	3	7.50%	0	0.00%	0	0.00%	0	0.00%	2	5.00%	1	2.50%
Vote by Mail	0	0.00%	32	5.35%	3	0.50%	0	0.00%	51	8.53%	68	11.37%	1	0.17%
Canvass	0	0.00%	0	0.00%	0	0.00%	0	0.00%	0	0.00%	0	0.00%	0	0.00%
Total	0	0.00%	35	5.45%	3	0.47%	0	0.00%	51	7.94%	70	10.90%	2	0.31%
0017512														
Election Day	0	0.00%	0	0.00%	1	3.57%	0	0.00%	1	3.57%	4	14.29%	0	0.00%
Vote by Mail	0	0.00%	33	6.60%	5	1.00%	0	0.00%	28	5.60%	54	10.80%	0	0.00%
Canvass	0	0.00%	0	0.00%	0	0.00%	0	0.00%	0	0.00%	0	0.00%	0	0.00%
Total	0	0.00%	33	6.19%	6	1.13%	0	0.00%	29	5.44%	58	10.88%	0	0.00%

Precinct	ROBERT C. NEWMAN II (REP)		DENNIS RICHTER (NPP)		BRANDON M. ROSS (DEM)		SAM L. GALLUCCI (REP)		TED GAINES (REP)		CAITLYN JENNER (REP)		LEO S. ZACKY (REP)	
0016152														
Election Day	0	0.00%	0	0.00%	1	1.75%	0	0.00%	1	1.75%	0	0.00%	0	0.00%
Vote by Mail	1	0.19%	3	0.58%	21	4.08%	0	0.00%	5	0.97%	3	0.58%	1	0.19%
Canvass	0	0.00%	0	0.00%	0	0.00%	0	0.00%	0	0.00%	0	0.00%	0	0.00%
Total	1	0.17%	3	0.52%	22	3.81%	0	0.00%	6	1.04%	3	0.52%	1	0.17%
0016463														
Election Day	0	0.00%	0	0.00%	2	7.41%	0	0.00%	0	0.00%	1	3.70%	0	0.00%
Vote by Mail	0	0.00%	0	0.00%	7	2.75%	0	0.00%	7	2.75%	3	1.18%	0	0.00%
Canvass	0	0.00%	0	0.00%	0	0.00%	0	0.00%	0	0.00%	0	0.00%	0	0.00%
Total	0	0.00%	0	0.00%	9	3.18%	0	0.00%	7	2.47%	4	1.41%	0	0.00%
0016519														
Election Day	0	0.00%	0	0.00%	2	11.76%	0	0.00%	0	0.00%	0	0.00%	0	0.00%
Vote by Mail	0	0.00%	1	0.34%	12	4.11%	0	0.00%	5	1.71%	1	0.34%	0	0.00%
Canvass	0	0.00%	0	0.00%	0	0.00%	0	0.00%	0	0.00%	0	0.00%	0	0.00%
Total	0	0.00%	1	0.32%	14	4.52%	0	0.00%	5	1.61%	1	0.32%	0	0.00%
0016612														
Election Day	1	3.57%	0	0.00%	1	3.57%	0	0.00%	0	0.00%	0	0.00%	0	0.00%
Vote by Mail	0	0.00%	0	0.00%	29	8.61%	0	0.00%	1	0.30%	4	1.19%	0	0.00%
Canvass	0	0.00%	0	0.00%	1	16.67%	0	0.00%	0	0.00%	0	0.00%	0	0.00%
Total	1	0.27%	0	0.00%	31	8.36%	0	0.00%	1	0.27%	4	1.08%	0	0.00%
0017428														
Election Day	0	0.00%	0	0.00%	0	0.00%	0	0.00%	1	2.50%	0	0.00%	0	0.00%
Vote by Mail	1	0.17%	0	0.00%	33	5.52%	0	0.00%	12	2.01%	4	0.67%	0	0.00%
Canvass	0	0.00%	0	0.00%	0	0.00%	0	0.00%	0	0.00%	0	0.00%	0	0.00%
Total	1	0.16%	0	0.00%	33	5.14%	0	0.00%	13	2.02%	4	0.62%	0	0.00%
0017512														
Election Day	0	0.00%	0	0.00%	1	3.57%	0	0.00%	0	0.00%	0	0.00%	0	0.00%
Vote by Mail	0	0.00%	1	0.20%	26	5.20%	0	0.00%	10	2.00%	9	1.80%	0	0.00%
Canvass	1	20.00%	0	0.00%	1	20.00%	0	0.00%	0	0.00%	0	0.00%	0	0.00%
Total	1	0.19%	1	0.19%	28	5.25%	0	0.00%	10	1.88%	9	1.69%	0	0.00%

Precinct	JENNY RAE LE ROUX (REP)		DAVID LOZANO (REP)		STEVE CHAVEZ LODGE (REP)		MICHAEL LOEBBS (NPP)		DENIS LUCEY (NPP)		DIEGO MARTINEZ (REP)		JEREMIAH "JEREMY" MARCINIAK (NPP)	
0016152														
Election Day	0	0.00%	2	3.51%	0	0.00%	0	0.00%	0	0.00%	1	1.75%	0	0.00%
Vote by Mail	0	0.00%	1	0.19%	0	0.00%	0	0.00%	0	0.00%	3	0.58%	0	0.00%
Canvass	0	0.00%	0	0.00%	0	0.00%	0	0.00%	0	0.00%	0	0.00%	0	0.00%
Total	0	0.00%	3	0.52%	0	0.00%	0	0.00%	0	0.00%	4	0.69%	0	0.00%
0016463														
Election Day	0	0.00%	0	0.00%	0	0.00%	0	0.00%	0	0.00%	0	0.00%	0	0.00%
Vote by Mail	0	0.00%	4	1.57%	0	0.00%	0	0.00%	0	0.00%	1	0.39%	0	0.00%
Canvass	0	0.00%	0	0.00%	0	0.00%	0	0.00%	0	0.00%	0	0.00%	0	0.00%
Total	0	0.00%	4	1.41%	0	0.00%	0	0.00%	0	0.00%	1	0.35%	0	0.00%
0016519														
Election Day	0	0.00%	0	0.00%	0	0.00%	0	0.00%	0	0.00%	0	0.00%	0	0.00%
Vote by Mail	0	0.00%	1	0.34%	0	0.00%	0	0.00%	0	0.00%	0	0.00%	0	0.00%
Canvass	0	0.00%	0	0.00%	0	0.00%	0	0.00%	0	0.00%	0	0.00%	0	0.00%
Total	0	0.00%	1	0.32%	0	0.00%	0	0.00%	0	0.00%	0	0.00%	0	0.00%
0016612														
Election Day	0	0.00%	0	0.00%	0	0.00%	0	0.00%	0	0.00%	0	0.00%	0	0.00%
Vote by Mail	0	0.00%	1	0.30%	0	0.00%	0	0.00%	0	0.00%	1	0.30%	1	0.30%
Canvass	0	0.00%	0	0.00%	0	0.00%	0	0.00%	0	0.00%	0	0.00%	0	0.00%
Total	0	0.00%	1	0.27%	0	0.00%	0	0.00%	0	0.00%	1	0.27%	1	0.27%
0017428														
Election Day	0	0.00%	0	0.00%	0	0.00%	0	0.00%	0	0.00%	0	0.00%	0	0.00%
Vote by Mail	0	0.00%	1	0.17%	0	0.00%	12	2.01%	0	0.00%	1	0.17%	0	0.00%
Canvass	0	0.00%	0	0.00%	0	0.00%	0	0.00%	0	0.00%	0	0.00%	0	0.00%
Total	0	0.00%	1	0.16%	0	0.00%	12	1.87%	0	0.00%	1	0.16%	0	0.00%
0017512														
Election Day	0	0.00%	0	0.00%	0	0.00%	0	0.00%	0	0.00%	0	0.00%	0	0.00%
Vote by Mail	1	0.20%	0	0.00%	0	0.00%	1	0.20%	0	0.00%	0	0.00%	0	0.00%
Canvass	0	0.00%	0	0.00%	0	0.00%	0	0.00%	0	0.00%	0	0.00%	0	0.00%
Total	1	0.19%	0	0.00%	0	0.00%	1	0.19%	0	0.00%	0	0.00%	0	0.00%

Precinct	DANIEL MERCURI (REP)		JACQUELINE MCGOWAN (DEM)		DAVID MOORE (NPP)		DAVID ALEXANDER BRAMANTE (REP)		HOLLY L. BAADE (DEM)		ANGELYNE (NPP)		JAMES G. HANINK (NPP)	
0016152														
Election Day	0	0.00%	0	0.00%	0	0.00%	0	0.00%	0	0.00%	0	0.00%	0	0.00%
Vote by Mail	1	0.19%	14	2.72%	2	0.39%	0	0.00%	8	1.55%	0	0.00%	0	0.00%
Canvass	0	0.00%	0	0.00%	0	0.00%	0	0.00%	0	0.00%	0	0.00%	0	0.00%
Total	1	0.17%	14	2.43%	2	0.35%	0	0.00%	8	1.39%	0	0.00%	0	0.00%
0016463														
Election Day	0	0.00%	0	0.00%	0	0.00%	0	0.00%	0	0.00%	0	0.00%	0	0.00%
Vote by Mail	0	0.00%	11	4.31%	0	0.00%	0	0.00%	3	1.18%	1	0.39%	0	0.00%
Canvass	0	0.00%	0	0.00%	0	0.00%	0	0.00%	0	0.00%	0	0.00%	0	0.00%
Total	0	0.00%	11	3.89%	0	0.00%	0	0.00%	3	1.06%	1	0.35%	0	0.00%
0016519														
Election Day	0	0.00%	0	0.00%	0	0.00%	0	0.00%	0	0.00%	0	0.00%	0	0.00%
Vote by Mail	0	0.00%	6	2.05%	1	0.34%	2	0.68%	3	1.03%	0	0.00%	0	0.00%
Canvass	0	0.00%	0	0.00%	0	0.00%	0	0.00%	0	0.00%	0	0.00%	0	0.00%
Total	0	0.00%	6	1.94%	1	0.32%	2	0.65%	3	0.97%	0	0.00%	0	0.00%
0016612														
Election Day	0	0.00%	0	0.00%	0	0.00%	0	0.00%	0	0.00%	0	0.00%	0	0.00%
Vote by Mail	1	0.30%	14	4.15%	3	0.89%	1	0.30%	5	1.48%	2	0.59%	0	0.00%
Canvass	0	0.00%	0	0.00%	0	0.00%	0	0.00%	0	0.00%	0	0.00%	0	0.00%
Total	1	0.27%	14	3.77%	3	0.81%	1	0.27%	5	1.35%	2	0.54%	0	0.00%
0017428														
Election Day	0	0.00%	0	0.00%	0	0.00%	0	0.00%	0	0.00%	0	0.00%	0	0.00%
Vote by Mail	0	0.00%	19	3.18%	5	0.84%	0	0.00%	4	0.67%	3	0.50%	0	0.00%
Canvass	0	0.00%	0	0.00%	0	0.00%	0	0.00%	0	0.00%	0	0.00%	0	0.00%
Total	0	0.00%	19	2.96%	5	0.78%	0	0.00%	4	0.62%	3	0.47%	0	0.00%
0017512														
Election Day	0	0.00%	2	7.14%	0	0.00%	0	0.00%	0	0.00%	1	3.57%	0	0.00%
Vote by Mail	2	0.40%	19	3.80%	0	0.00%	1	0.20%	1	0.20%	4	0.80%	1	0.20%
Canvass	0	0.00%	0	0.00%	0	0.00%	0	0.00%	0	0.00%	0	0.00%	0	0.00%
Total	2	0.38%	21	3.94%	0	0.00%	1	0.19%	1	0.19%	5	0.94%	1	0.19%

Precinct	DAVID HILLBERG (REP)		JEFF HEWITT (LIB)		JOHN R. DRAKE (DEM)		LARRY A. ELDER (REP)		KEVIN PAFFRATH (DEM)		ADAM PAPAGAN (NPP)		ARMANDO "MANDO" PEREZ- SERRATO (DEM)	
0016152														
Election Day	0	0.00%	0	0.00%	0	0.00%	48	84.21%	0	0.00%	0	0.00%	0	0.00%
Vote by Mail	0	0.00%	0	0.00%	2	0.39%	285	55.34%	11	2.14%	0	0.00%	10	1.94%
Canvass	0	0.00%	0	0.00%	0	0.00%	5	100.00%	0	0.00%	0	0.00%	0	0.00%
Total	0	0.00%	0	0.00%	2	0.35%	338	58.58%	11	1.91%	0	0.00%	10	1.73%
0016463														
Election Day	0	0.00%	0	0.00%	0	0.00%	15	55.56%	0	0.00%	0	0.00%	1	3.70%
Vote by Mail	0	0.00%	3	1.18%	1	0.39%	102	40.00%	19	7.45%	0	0.00%	6	2.35%
Canvass	0	0.00%	0	0.00%	0	0.00%	0	0.00%	0	0.00%	0	0.00%	0	0.00%
Total	0	0.00%	3	1.06%	1	0.35%	117	41.34%	19	6.71%	0	0.00%	7	2.47%
0016519														
Election Day	0	0.00%	0	0.00%	0	0.00%	11	64.71%	0	0.00%	0	0.00%	0	0.00%
Vote by Mail	0	0.00%	0	0.00%	6	2.05%	118	40.41%	30	10.27%	0	0.00%	1	0.34%
Canvass	0	0.00%	0	0.00%	0	0.00%	1	100.00%	0	0.00%	0	0.00%	0	0.00%
Total	0	0.00%	0	0.00%	6	1.94%	130	41.94%	30	9.68%	0	0.00%	1	0.32%
0016612														
Election Day	0	0.00%	0	0.00%	0	0.00%	22	78.57%	1	3.57%	0	0.00%	0	0.00%
Vote by Mail	0	0.00%	4	1.19%	2	0.59%	117	34.72%	41	12.17%	1	0.30%	5	1.48%
Canvass	0	0.00%	0	0.00%	0	0.00%	5	83.33%	0	0.00%	0	0.00%	0	0.00%
Total	0	0.00%	4	1.08%	2	0.54%	144	38.81%	42	11.32%	1	0.27%	5	1.35%
0017428														
Election Day	0	0.00%	0	0.00%	1	2.50%	29	72.50%	0	0.00%	0	0.00%	0	0.00%
Vote by Mail	0	0.00%	12	2.01%	6	1.00%	214	35.79%	69	11.54%	0	0.00%	2	0.33%
Canvass	0	0.00%	0	0.00%	0	0.00%	2	50.00%	1	25.00%	0	0.00%	0	0.00%
Total	0	0.00%	12	1.87%	7	1.09%	245	38.16%	70	10.90%	0	0.00%	2	0.31%
0017512														
Election Day	0	0.00%	0	0.00%	0	0.00%	17	60.71%	0	0.00%	0	0.00%	0	0.00%
Vote by Mail	0	0.00%	6	1.20%	7	1.40%	175	35.00%	65	13.00%	0	0.00%	0	0.00%
Canvass	0	0.00%	0	0.00%	0	0.00%	3	60.00%	0	0.00%	0	0.00%	0	0.00%
Total	0	0.00%	6	1.13%	7	1.31%	195	36.59%	65	12.20%	0	0.00%	0	0.00%

Precinct	JOHN COX (REP)		HEATHER COLLINS (G-P)		DANIEL WATTS (DEM)		NICKOLAS WILDSTAR (REP)		SARAH STEPHENS (REP)		DENVER STONER (REP)		JOE M. SYMMON (REP)	
0016152														
Election Day	0	0.00%	0	0.00%	0	0.00%	0	0.00%	0	0.00%	0	0.00%	0	0.00%
Vote by Mail	25	4.85%	6	1.17%	6	1.17%	2	0.39%	0	0.00%	1	0.19%	0	0.00%
Canvass	0	0.00%	0	0.00%	0	0.00%	0	0.00%	0	0.00%	0	0.00%	0	0.00%
Total	25	4.33%	6	1.04%	6	1.04%	2	0.35%	0	0.00%	1	0.17%	0	0.00%
0016463														
Election Day	0	0.00%	0	0.00%	0	0.00%	0	0.00%	0	0.00%	0	0.00%	0	0.00%
Vote by Mail	19	7.45%	3	1.18%	9	3.53%	0	0.00%	0	0.00%	0	0.00%	0	0.00%
Canvass	0	0.00%	0	0.00%	1	100.00%	0	0.00%	0	0.00%	0	0.00%	0	0.00%
Total	19	6.71%	3	1.06%	10	3.53%	0	0.00%	0	0.00%	0	0.00%	0	0.00%
0016519														
Election Day	0	0.00%	0	0.00%	0	0.00%	0	0.00%	0	0.00%	0	0.00%	0	0.00%
Vote by Mail	10	3.42%	2	0.68%	10	3.42%	0	0.00%	1	0.34%	2	0.68%	0	0.00%
Canvass	0	0.00%	0	0.00%	0	0.00%	0	0.00%	0	0.00%	0	0.00%	0	0.00%
Total	10	3.23%	2	0.65%	10	3.23%	0	0.00%	1	0.32%	2	0.65%	0	0.00%
0016612														
Election Day	0	0.00%	0	0.00%	0	0.00%	0	0.00%	0	0.00%	0	0.00%	0	0.00%
Vote by Mail	11	3.26%	4	1.19%	15	4.45%	0	0.00%	0	0.00%	1	0.30%	0	0.00%
Canvass	0	0.00%	0	0.00%	0	0.00%	0	0.00%	0	0.00%	0	0.00%	0	0.00%
Total	11	2.96%	4	1.08%	15	4.04%	0	0.00%	0	0.00%	1	0.27%	0	0.00%
0017428														
Election Day	2	5.00%	0	0.00%	1	2.50%	0	0.00%	0	0.00%	0	0.00%	0	0.00%
Vote by Mail	18	3.01%	4	0.67%	17	2.84%	0	0.00%	0	0.00%	0	0.00%	0	0.00%
Canvass	0	0.00%	0	0.00%	0	0.00%	0	0.00%	0	0.00%	0	0.00%	0	0.00%
Total	20	3.12%	4	0.62%	18	2.80%	0	0.00%	0	0.00%	0	0.00%	0	0.00%
0017512														
Election Day	1	3.57%	0	0.00%	0	0.00%	0	0.00%	0	0.00%	0	0.00%	0	0.00%
Vote by Mail	21	4.20%	2	0.40%	12	2.40%	0	0.00%	0	0.00%	0	0.00%	1	0.20%
Canvass	0	0.00%	0	0.00%	0	0.00%	0	0.00%	0	0.00%	0	0.00%	0	0.00%
Total	22	4.13%	2	0.38%	12	2.25%	0	0.00%	0	0.00%	0	0.00%	1	0.19%

Precinct	MAJOR SINGH (NPP)		DOUG OSE (REP)		Write-in		Total Votes	ROXANNE Qualified Write In		STACY SMITH Qualified Write In		MAJOR WILLIAMS Qualified Write In	
0016152													
Election Day	0	0.00%	0	0.00%	0	0.00%	57	0	0.00%	0	0.00%	0	0.00%
Vote by Mail	1	0.19%	6	1.17%	1	0.19%	515	0	0.00%	0	0.00%	1	0.19%
Canvass	0	0.00%	0	0.00%	0	0.00%	5	0	0.00%	0	0.00%	0	0.00%
Total	1	0.17%	6	1.04%	1	0.17%	577	0	0.00%	0	0.00%	1	0.17%
0016463													
Election Day	0	0.00%	0	0.00%	0	0.00%	27	0	0.00%	0	0.00%	0	0.00%
Vote by Mail	1	0.39%	2	0.78%	0	0.00%	255	0	0.00%	0	0.00%	0	0.00%
Canvass	0	0.00%	0	0.00%	0	0.00%	1	0	0.00%	0	0.00%	0	0.00%
Total	1	0.35%	2	0.71%	0	0.00%	283	0	0.00%	0	0.00%	0	0.00%
0016519													
Election Day	0	0.00%	0	0.00%	0	0.00%	17	0	0.00%	0	0.00%	0	0.00%
Vote by Mail	3	1.03%	9	3.08%	1	0.34%	292	0	0.00%	0	0.00%	1	0.34%
Canvass	0	0.00%	0	0.00%	0	0.00%	1	0	0.00%	0	0.00%	0	0.00%
Total	3	0.97%	9	2.90%	1	0.32%	310	0	0.00%	0	0.00%	1	0.32%
0016612													
Election Day	0	0.00%	0	0.00%	0	0.00%	28	0	0.00%	0	0.00%	0	0.00%
Vote by Mail	4	1.19%	1	0.30%	1	0.30%	337	0	0.00%	0	0.00%	1	0.30%
Canvass	0	0.00%	0	0.00%	0	0.00%	6	0	0.00%	0	0.00%	0	0.00%
Total	4	1.08%	1	0.27%	1	0.27%	371	0	0.00%	0	0.00%	1	0.27%
0017428													
Election Day	0	0.00%	0	0.00%	0	0.00%	40	0	0.00%	0	0.00%	0	0.00%
Vote by Mail	0	0.00%	3	0.50%	1	0.17%	598	0	0.00%	0	0.00%	1	0.17%
Canvass	0	0.00%	0	0.00%	0	0.00%	4	0	0.00%	0	0.00%	0	0.00%
Total	0	0.00%	3	0.47%	1	0.16%	642	0	0.00%	0	0.00%	1	0.16%
0017512													
Election Day	0	0.00%	0	0.00%	0	0.00%	28	0	0.00%	0	0.00%	0	0.00%
Vote by Mail	1	0.20%	5	1.00%	1	0.20%	500	0	0.00%	0	0.00%	1	0.20%
Canvass	0	0.00%	0	0.00%	0	0.00%	5	0	0.00%	0	0.00%	0	0.00%
Total	1	0.19%	5	0.94%	1	0.19%	533	0	0.00%	0	0.00%	1	0.19%

Precinct	THUY E. HUGENS Qualified Write In		MIKI HABRYN Qualified Write In		VINCE LUNDGREN Qualified Write In		VIVEK B. MOHAN Qualified Write In	
0016152								
Election Day	0	0.00%	0	0.00%	0	0.00%	0	0.00%
Vote by Mail	0	0.00%	0	0.00%	0	0.00%	0	0.00%
Canvass	0	0.00%	0	0.00%	0	0.00%	0	0.00%
Total	0	0.00%	0	0.00%	0	0.00%	0	0.00%
0016463								
Election Day	0	0.00%	0	0.00%	0	0.00%	0	0.00%
Vote by Mail	0	0.00%	0	0.00%	0	0.00%	0	0.00%
Canvass	0	0.00%	0	0.00%	0	0.00%	0	0.00%
Total	0	0.00%	0	0.00%	0	0.00%	0	0.00%
0016519								
Election Day	0	0.00%	0	0.00%	0	0.00%	0	0.00%
Vote by Mail	0	0.00%	0	0.00%	0	0.00%	0	0.00%
Canvass	0	0.00%	0	0.00%	0	0.00%	0	0.00%
Total	0	0.00%	0	0.00%	0	0.00%	0	0.00%
0016612								
Election Day	0	0.00%	0	0.00%	0	0.00%	0	0.00%
Vote by Mail	0	0.00%	0	0.00%	0	0.00%	0	0.00%
Canvass	0	0.00%	0	0.00%	0	0.00%	0	0.00%
Total	0	0.00%	0	0.00%	0	0.00%	0	0.00%
0017428								
Election Day	0	0.00%	0	0.00%	0	0.00%	0	0.00%
Vote by Mail	0	0.00%	0	0.00%	0	0.00%	0	0.00%
Canvass	0	0.00%	0	0.00%	0	0.00%	0	0.00%
Total	0	0.00%	0	0.00%	0	0.00%	0	0.00%
0017512								
Election Day	0	0.00%	0	0.00%	0	0.00%	0	0.00%
Vote by Mail	0	0.00%	0	0.00%	0	0.00%	0	0.00%
Canvass	0	0.00%	0	0.00%	0	0.00%	0	0.00%
Total	0	0.00%	0	0.00%	0	0.00%	0	0.00%

Precinct	Times Cast	Registered Voters	Undervotes	Overvotes
0017630				
Election Day	46	1,603	15	0
Vote by Mail	851	1,603	446	0
Canvass	14	1,603	6	0
Total	911	1,603	467	0
0017794				
Election Day	29	1,785	5	0
Vote by Mail	852	1,785	467	2
Canvass	10	1,785	2	0
Total	891	1,785	474	2
0018012				
Election Day	33	1,367	13	0
Vote by Mail	577	1,367	320	1
Canvass	6	1,367	2	0
Total	616	1,367	335	1
0018119				
Election Day	19	1,388	4	0
Vote by Mail	775	1,388	436	3
Canvass	5	1,388	1	0
Total	799	1,388	441	3
0018175				
Election Day	26	1,338	9	0
Vote by Mail	613	1,338	354	5
Canvass	8	1,338	4	0
Total	647	1,338	367	5
0018194				
Election Day	25	1,396	5	0
Vote by Mail	866	1,396	453	0
Canvass	8	1,396	3	0
Total	899	1,396	461	0

Precinct	DAN KAPELOVITZ (G-P)		KEVIN K. KAUL (NPP)	
0017630				
Election Day	0	0.00%	2	6.45%
Vote by Mail	5	1.23%	0	0.00%
Canvass	0	0.00%	0	0.00%
Total	5	1.13%	2	0.45%
0017794				
Election Day	0	0.00%	0	0.00%
Vote by Mail	2	0.52%	0	0.00%
Canvass	0	0.00%	0	0.00%
Total	2	0.48%	0	0.00%
0018012				
Election Day	0	0.00%	0	0.00%
Vote by Mail	5	1.95%	0	0.00%
Canvass	0	0.00%	0	0.00%
Total	5	1.79%	0	0.00%
0018119				
Election Day	0	0.00%	0	0.00%
Vote by Mail	1	0.30%	0	0.00%
Canvass	0	0.00%	0	0.00%
Total	1	0.28%	0	0.00%
0018175				
Election Day	0	0.00%	0	0.00%
Vote by Mail	8	3.15%	0	0.00%
Canvass	0	0.00%	0	0.00%
Total	8	2.91%	0	0.00%
0018194				
Election Day	0	0.00%	0	0.00%
Vote by Mail	4	0.97%	0	0.00%
Canvass	0	0.00%	0	0.00%
Total	4	0.91%	0	0.00%

Precinct	CHAUNCEY "SLIM" KILLENS (REP)		KEVIN KILEY (REP)		PATRICK KILPATRICK (DEM)		ANTHONY TRIMINO (REP)		JOEL VENTRESCA (DEM)		KEVIN L. FAULCONER (REP)		RHONDA FURIN (REP)	
0017630														
Election Day	0	0.00%	1	3.23%	0	0.00%	0	0.00%	3	9.68%	1	3.23%	0	0.00%
Vote by Mail	0	0.00%	10	2.47%	4	0.99%	2	0.49%	20	4.94%	57	14.07%	0	0.00%
Canvass	0	0.00%	0	0.00%	0	0.00%	0	0.00%	1	12.50%	2	25.00%	0	0.00%
Total	0	0.00%	11	2.48%	4	0.90%	2	0.45%	24	5.41%	60	13.51%	0	0.00%
0017794														
Election Day	0	0.00%	2	8.33%	0	0.00%	0	0.00%	0	0.00%	1	4.17%	0	0.00%
Vote by Mail	0	0.00%	11	2.87%	5	1.31%	1	0.26%	33	8.62%	23	6.01%	0	0.00%
Canvass	0	0.00%	0	0.00%	0	0.00%	0	0.00%	0	0.00%	0	0.00%	0	0.00%
Total	0	0.00%	13	3.13%	5	1.20%	1	0.24%	33	7.95%	24	5.78%	0	0.00%
0018012														
Election Day	0	0.00%	1	5.00%	1	5.00%	0	0.00%	2	10.00%	0	0.00%	0	0.00%
Vote by Mail	0	0.00%	12	4.69%	7	2.73%	3	1.17%	18	7.03%	10	3.91%	1	0.39%
Canvass	0	0.00%	0	0.00%	0	0.00%	0	0.00%	0	0.00%	0	0.00%	0	0.00%
Total	0	0.00%	13	4.64%	8	2.86%	3	1.07%	20	7.14%	10	3.57%	1	0.36%
0018119														
Election Day	0	0.00%	2	13.33%	0	0.00%	0	0.00%	0	0.00%	0	0.00%	0	0.00%
Vote by Mail	0	0.00%	11	3.27%	3	0.89%	1	0.30%	21	6.25%	32	9.52%	0	0.00%
Canvass	0	0.00%	1	25.00%	0	0.00%	0	0.00%	0	0.00%	1	25.00%	0	0.00%
Total	0	0.00%	14	3.94%	3	0.85%	1	0.28%	21	5.92%	33	9.30%	0	0.00%
0018175														
Election Day	0	0.00%	0	0.00%	0	0.00%	0	0.00%	0	0.00%	0	0.00%	0	0.00%
Vote by Mail	0	0.00%	13	5.12%	5	1.97%	1	0.39%	17	6.69%	16	6.30%	0	0.00%
Canvass	0	0.00%	0	0.00%	0	0.00%	0	0.00%	1	25.00%	0	0.00%	0	0.00%
Total	0	0.00%	13	4.73%	5	1.82%	1	0.36%	18	6.55%	16	5.82%	0	0.00%
0018194														
Election Day	0	0.00%	0	0.00%	0	0.00%	0	0.00%	1	5.00%	4	20.00%	0	0.00%
Vote by Mail	0	0.00%	19	4.60%	4	0.97%	4	0.97%	27	6.54%	26	6.30%	0	0.00%
Canvass	0	0.00%	0	0.00%	0	0.00%	0	0.00%	0	0.00%	2	40.00%	0	0.00%
Total	0	0.00%	19	4.34%	4	0.91%	4	0.91%	28	6.39%	32	7.31%	0	0.00%

Precinct	ROBERT C. NEWMAN II (REP)		DENNIS RICHTER (NPP)		BRANDON M. ROSS (DEM)		SAM L. GALLUCCI (REP)		TED GAINES (REP)		CAITLYN JENNER (REP)		LEO S. ZACKY (REP)	
0017630														
Election Day	0	0.00%	0	0.00%	2	6.45%	0	0.00%	0	0.00%	0	0.00%	0	0.00%
Vote by Mail	3	0.74%	2	0.49%	22	5.43%	0	0.00%	4	0.99%	6	1.48%	0	0.00%
Canvass	0	0.00%	0	0.00%	0	0.00%	0	0.00%	0	0.00%	0	0.00%	0	0.00%
Total	3	0.68%	2	0.45%	24	5.41%	0	0.00%	4	0.90%	6	1.35%	0	0.00%
0017794														
Election Day	0	0.00%	0	0.00%	2	8.33%	1	4.17%	0	0.00%	1	4.17%	0	0.00%
Vote by Mail	2	0.52%	2	0.52%	35	9.14%	1	0.26%	1	0.26%	5	1.31%	0	0.00%
Canvass	0	0.00%	0	0.00%	2	25.00%	0	0.00%	0	0.00%	0	0.00%	0	0.00%
Total	2	0.48%	2	0.48%	39	9.40%	2	0.48%	1	0.24%	6	1.45%	0	0.00%
0018012														
Election Day	0	0.00%	0	0.00%	2	10.00%	0	0.00%	0	0.00%	0	0.00%	0	0.00%
Vote by Mail	0	0.00%	0	0.00%	16	6.25%	1	0.39%	1	0.39%	4	1.56%	0	0.00%
Canvass	0	0.00%	0	0.00%	0	0.00%	0	0.00%	0	0.00%	0	0.00%	0	0.00%
Total	0	0.00%	0	0.00%	18	6.43%	1	0.36%	1	0.36%	4	1.43%	0	0.00%
0018119														
Election Day	0	0.00%	0	0.00%	2	13.33%	0	0.00%	0	0.00%	0	0.00%	0	0.00%
Vote by Mail	0	0.00%	2	0.60%	21	6.25%	0	0.00%	4	1.19%	5	1.49%	0	0.00%
Canvass	0	0.00%	0	0.00%	0	0.00%	0	0.00%	0	0.00%	0	0.00%	0	0.00%
Total	0	0.00%	2	0.56%	23	6.48%	0	0.00%	4	1.13%	5	1.41%	0	0.00%
0018175														
Election Day	0	0.00%	0	0.00%	2	11.76%	0	0.00%	0	0.00%	0	0.00%	0	0.00%
Vote by Mail	1	0.39%	3	1.18%	21	8.27%	0	0.00%	1	0.39%	1	0.39%	0	0.00%
Canvass	0	0.00%	0	0.00%	0	0.00%	0	0.00%	0	0.00%	0	0.00%	0	0.00%
Total	1	0.36%	3	1.09%	23	8.36%	0	0.00%	1	0.36%	1	0.36%	0	0.00%
0018194														
Election Day	0	0.00%	0	0.00%	0	0.00%	0	0.00%	0	0.00%	0	0.00%	0	0.00%
Vote by Mail	1	0.24%	0	0.00%	20	4.84%	2	0.48%	2	0.48%	2	0.48%	0	0.00%
Canvass	0	0.00%	0	0.00%	0	0.00%	0	0.00%	0	0.00%	0	0.00%	0	0.00%
Total	1	0.23%	0	0.00%	20	4.57%	2	0.46%	2	0.46%	2	0.46%	0	0.00%

Precinct	JENNY RAE LE ROUX (REP)		DAVID LOZANO (REP)		STEVE CHAVEZ LODGE (REP)		MICHAEL LOEBBS (NPP)		DENIS LUCEY (NPP)		DIEGO MARTINEZ (REP)		JEREMIAH "JEREMY" MARCINIAK (NPP)	
0017630														
Election Day	0	0.00%	0	0.00%	1	3.23%	1	3.23%	0	0.00%	0	0.00%	0	0.00%
Vote by Mail	0	0.00%	0	0.00%	0	0.00%	1	0.25%	2	0.49%	0	0.00%	0	0.00%
Canvass	0	0.00%	0	0.00%	0	0.00%	0	0.00%	0	0.00%	0	0.00%	0	0.00%
Total	0	0.00%	0	0.00%	1	0.23%	2	0.45%	2	0.45%	0	0.00%	0	0.00%
0017794														
Election Day	0	0.00%	0	0.00%	0	0.00%	0	0.00%	0	0.00%	0	0.00%	0	0.00%
Vote by Mail	1	0.26%	2	0.52%	2	0.52%	2	0.52%	1	0.26%	0	0.00%	1	0.26%
Canvass	0	0.00%	0	0.00%	0	0.00%	0	0.00%	0	0.00%	0	0.00%	0	0.00%
Total	1	0.24%	2	0.48%	2	0.48%	2	0.48%	1	0.24%	0	0.00%	1	0.24%
0018012														
Election Day	0	0.00%	0	0.00%	0	0.00%	0	0.00%	0	0.00%	0	0.00%	0	0.00%
Vote by Mail	0	0.00%	0	0.00%	0	0.00%	0	0.00%	0	0.00%	0	0.00%	0	0.00%
Canvass	0	0.00%	0	0.00%	0	0.00%	0	0.00%	0	0.00%	0	0.00%	0	0.00%
Total	0	0.00%	0	0.00%	0	0.00%	0	0.00%	0	0.00%	0	0.00%	0	0.00%
0018119														
Election Day	0	0.00%	0	0.00%	0	0.00%	1	6.67%	0	0.00%	0	0.00%	0	0.00%
Vote by Mail	1	0.30%	0	0.00%	1	0.30%	0	0.00%	0	0.00%	1	0.30%	0	0.00%
Canvass	0	0.00%	0	0.00%	0	0.00%	0	0.00%	0	0.00%	0	0.00%	0	0.00%
Total	1	0.28%	0	0.00%	1	0.28%	1	0.28%	0	0.00%	1	0.28%	0	0.00%
0018175														
Election Day	0	0.00%	0	0.00%	0	0.00%	0	0.00%	0	0.00%	0	0.00%	0	0.00%
Vote by Mail	1	0.39%	0	0.00%	1	0.39%	2	0.79%	0	0.00%	1	0.39%	1	0.39%
Canvass	0	0.00%	0	0.00%	0	0.00%	0	0.00%	0	0.00%	0	0.00%	0	0.00%
Total	1	0.36%	0	0.00%	1	0.36%	2	0.73%	0	0.00%	1	0.36%	1	0.36%
0018194														
Election Day	0	0.00%	0	0.00%	0	0.00%	0	0.00%	0	0.00%	0	0.00%	0	0.00%
Vote by Mail	1	0.24%	0	0.00%	1	0.24%	3	0.73%	0	0.00%	0	0.00%	2	0.48%
Canvass	0	0.00%	0	0.00%	0	0.00%	0	0.00%	0	0.00%	0	0.00%	0	0.00%
Total	1	0.23%	0	0.00%	1	0.23%	3	0.68%	0	0.00%	0	0.00%	2	0.46%

Precinct	DANIEL MERCURI (REP)		JACQUELINE MCGOWAN (DEM)		DAVID MOORE (NPP)		DAVID ALEXANDER BRAMANTE (REP)		HOLLY L. BAADE (DEM)		ANGELYNE (NPP)		JAMES G. HANINK (NPP)	
0017630														
Election Day	0	0.00%	0	0.00%	0	0.00%	0	0.00%	2	6.45%	1	3.23%	0	0.00%
Vote by Mail	0	0.00%	12	2.96%	0	0.00%	0	0.00%	3	0.74%	2	0.49%	0	0.00%
Canvass	0	0.00%	0	0.00%	1	12.50%	0	0.00%	0	0.00%	0	0.00%	0	0.00%
Total	0	0.00%	12	2.70%	1	0.23%	0	0.00%	5	1.13%	3	0.68%	0	0.00%
0017794														
Election Day	0	0.00%	0	0.00%	0	0.00%	0	0.00%	0	0.00%	0	0.00%	0	0.00%
Vote by Mail	1	0.26%	40	10.44%	3	0.78%	0	0.00%	4	1.04%	5	1.31%	0	0.00%
Canvass	0	0.00%	2	25.00%	0	0.00%	0	0.00%	0	0.00%	0	0.00%	0	0.00%
Total	1	0.24%	42	10.12%	3	0.72%	0	0.00%	4	0.96%	5	1.20%	0	0.00%
0018012														
Election Day	0	0.00%	2	10.00%	0	0.00%	0	0.00%	1	5.00%	0	0.00%	0	0.00%
Vote by Mail	1	0.39%	9	3.52%	2	0.78%	0	0.00%	3	1.17%	3	1.17%	1	0.39%
Canvass	0	0.00%	0	0.00%	0	0.00%	0	0.00%	1	25.00%	0	0.00%	0	0.00%
Total	1	0.36%	11	3.93%	2	0.71%	0	0.00%	5	1.79%	3	1.07%	1	0.36%
0018119														
Election Day	0	0.00%	0	0.00%	0	0.00%	0	0.00%	1	6.67%	0	0.00%	0	0.00%
Vote by Mail	0	0.00%	10	2.98%	1	0.30%	0	0.00%	2	0.60%	1	0.30%	0	0.00%
Canvass	0	0.00%	0	0.00%	0	0.00%	0	0.00%	0	0.00%	0	0.00%	0	0.00%
Total	0	0.00%	10	2.82%	1	0.28%	0	0.00%	3	0.85%	1	0.28%	0	0.00%
0018175														
Election Day	0	0.00%	1	5.88%	0	0.00%	0	0.00%	0	0.00%	0	0.00%	0	0.00%
Vote by Mail	0	0.00%	6	2.36%	4	1.57%	0	0.00%	6	2.36%	1	0.39%	2	0.79%
Canvass	0	0.00%	0	0.00%	0	0.00%	0	0.00%	0	0.00%	0	0.00%	0	0.00%
Total	0	0.00%	7	2.55%	4	1.45%	0	0.00%	6	2.18%	1	0.36%	2	0.73%
0018194														
Election Day	0	0.00%	0	0.00%	0	0.00%	0	0.00%	0	0.00%	0	0.00%	0	0.00%
Vote by Mail	0	0.00%	18	4.36%	1	0.24%	0	0.00%	4	0.97%	1	0.24%	0	0.00%
Canvass	0	0.00%	0	0.00%	0	0.00%	0	0.00%	0	0.00%	0	0.00%	0	0.00%
Total	0	0.00%	18	4.11%	1	0.23%	0	0.00%	4	0.91%	1	0.23%	0	0.00%

Precinct	DAVID HILLBERG (REP)		JEFF HEWITT (LIB)		JOHN R. DRAKE (DEM)		LARRY A. ELDER (REP)		KEVIN PAFFRATH (DEM)		ADAM PAPAGAN (NPP)		ARMANDO "MANDO" PEREZ- SERRATO (DEM)	
0017630														
Election Day	0	0.00%	0	0.00%	0	0.00%	15	48.39%	2	6.45%	0	0.00%	0	0.00%
Vote by Mail	0	0.00%	2	0.49%	4	0.99%	146	36.05%	64	15.80%	0	0.00%	4	0.99%
Canvass	0	0.00%	0	0.00%	0	0.00%	2	25.00%	1	12.50%	0	0.00%	0	0.00%
Total	0	0.00%	2	0.45%	4	0.90%	163	36.71%	67	15.09%	0	0.00%	4	0.90%
0017794														
Election Day	0	0.00%	0	0.00%	1	4.17%	15	62.50%	0	0.00%	0	0.00%	0	0.00%
Vote by Mail	0	0.00%	7	1.83%	10	2.61%	88	22.98%	51	13.32%	0	0.00%	4	1.04%
Canvass	0	0.00%	0	0.00%	1	12.50%	2	25.00%	1	12.50%	0	0.00%	0	0.00%
Total	0	0.00%	7	1.69%	12	2.89%	105	25.30%	52	12.53%	0	0.00%	4	0.96%
0018012														
Election Day	0	0.00%	0	0.00%	0	0.00%	9	45.00%	0	0.00%	0	0.00%	1	5.00%
Vote by Mail	0	0.00%	4	1.56%	3	1.17%	73	28.52%	47	18.36%	0	0.00%	7	2.73%
Canvass	0	0.00%	0	0.00%	0	0.00%	3	75.00%	0	0.00%	0	0.00%	0	0.00%
Total	0	0.00%	4	1.43%	3	1.07%	85	30.36%	47	16.79%	0	0.00%	8	2.86%
0018119														
Election Day	0	0.00%	0	0.00%	0	0.00%	9	60.00%	0	0.00%	0	0.00%	0	0.00%
Vote by Mail	0	0.00%	3	0.89%	4	1.19%	128	38.10%	54	16.07%	0	0.00%	6	1.79%
Canvass	0	0.00%	0	0.00%	0	0.00%	2	50.00%	0	0.00%	0	0.00%	0	0.00%
Total	0	0.00%	3	0.85%	4	1.13%	139	39.15%	54	15.21%	0	0.00%	6	1.69%
0018175														
Election Day	0	0.00%	0	0.00%	0	0.00%	14	82.35%	0	0.00%	0	0.00%	0	0.00%
Vote by Mail	0	0.00%	2	0.79%	1	0.39%	65	25.59%	51	20.08%	0	0.00%	4	1.57%
Canvass	0	0.00%	0	0.00%	0	0.00%	3	75.00%	0	0.00%	0	0.00%	0	0.00%
Total	0	0.00%	2	0.73%	1	0.36%	82	29.82%	51	18.55%	0	0.00%	4	1.45%
0018194														
Election Day	0	0.00%	0	0.00%	0	0.00%	14	70.00%	1	5.00%	0	0.00%	0	0.00%
Vote by Mail	0	0.00%	9	2.18%	1	0.24%	165	39.95%	62	15.01%	0	0.00%	7	1.69%
Canvass	0	0.00%	0	0.00%	0	0.00%	3	60.00%	0	0.00%	0	0.00%	0	0.00%
Total	0	0.00%	9	2.05%	1	0.23%	182	41.55%	63	14.38%	0	0.00%	7	1.60%

Precinct	JOHN COX (REP)		HEATHER COLLINS (G-P)		DANIEL WATTS (DEM)		NICKOLAS WILDSTAR (REP)		SARAH STEPHENS (REP)		DENVER STONER (REP)		JOE M. SYMMON (REP)	
0017630														
Election Day	0	0.00%	0	0.00%	0	0.00%	0	0.00%	0	0.00%	0	0.00%	0	0.00%
Vote by Mail	8	1.98%	3	0.74%	12	2.96%	0	0.00%	0	0.00%	0	0.00%	0	0.00%
Canvass	0	0.00%	0	0.00%	1	12.50%	0	0.00%	0	0.00%	0	0.00%	0	0.00%
Total	8	1.80%	3	0.68%	13	2.93%	0	0.00%	0	0.00%	0	0.00%	0	0.00%
0017794														
Election Day	0	0.00%	0	0.00%	1	4.17%	0	0.00%	0	0.00%	0	0.00%	0	0.00%
Vote by Mail	9	2.35%	5	1.31%	20	5.22%	0	0.00%	2	0.52%	1	0.26%	0	0.00%
Canvass	0	0.00%	0	0.00%	0	0.00%	0	0.00%	0	0.00%	0	0.00%	0	0.00%
Total	9	2.17%	5	1.20%	21	5.06%	0	0.00%	2	0.48%	1	0.24%	0	0.00%
0018012														
Election Day	0	0.00%	0	0.00%	0	0.00%	0	0.00%	0	0.00%	0	0.00%	0	0.00%
Vote by Mail	9	3.52%	0	0.00%	8	3.13%	0	0.00%	0	0.00%	0	0.00%	0	0.00%
Canvass	0	0.00%	0	0.00%	0	0.00%	0	0.00%	0	0.00%	0	0.00%	0	0.00%
Total	9	3.21%	0	0.00%	8	2.86%	0	0.00%	0	0.00%	0	0.00%	0	0.00%
0018119														
Election Day	0	0.00%	0	0.00%	0	0.00%	0	0.00%	0	0.00%	0	0.00%	0	0.00%
Vote by Mail	8	2.38%	0	0.00%	6	1.79%	0	0.00%	1	0.30%	1	0.30%	0	0.00%
Canvass	0	0.00%	0	0.00%	0	0.00%	0	0.00%	0	0.00%	0	0.00%	0	0.00%
Total	8	2.25%	0	0.00%	6	1.69%	0	0.00%	1	0.28%	1	0.28%	0	0.00%
0018175														
Election Day	0	0.00%	0	0.00%	0	0.00%	0	0.00%	0	0.00%	0	0.00%	0	0.00%
Vote by Mail	3	1.18%	3	1.18%	8	3.15%	1	0.39%	0	0.00%	0	0.00%	0	0.00%
Canvass	0	0.00%	0	0.00%	0	0.00%	0	0.00%	0	0.00%	0	0.00%	0	0.00%
Total	3	1.09%	3	1.09%	8	2.91%	1	0.36%	0	0.00%	0	0.00%	0	0.00%
0018194														
Election Day	0	0.00%	0	0.00%	0	0.00%	0	0.00%	0	0.00%	0	0.00%	0	0.00%
Vote by Mail	7	1.69%	1	0.24%	11	2.66%	0	0.00%	1	0.24%	0	0.00%	0	0.00%
Canvass	0	0.00%	0	0.00%	0	0.00%	0	0.00%	0	0.00%	0	0.00%	0	0.00%
Total	7	1.60%	1	0.23%	11	2.51%	0	0.00%	1	0.23%	0	0.00%	0	0.00%

Precinct	MAJOR SINGH (NPP)		DOUG OSE (REP)		Write-in		Total Votes	ROXANNE Qualified Write In		STACY SMITH Qualified Write In		MAJOR WILLIAMS Qualified Write In	
0017630													
Election Day	0	0.00%	0	0.00%	0	0.00%	31	0	0.00%	0	0.00%	0	0.00%
Vote by Mail	0	0.00%	5	1.23%	2	0.49%	405	0	0.00%	0	0.00%	2	0.49%
Canvass	0	0.00%	0	0.00%	0	0.00%	8	0	0.00%	0	0.00%	0	0.00%
Total	0	0.00%	5	1.13%	2	0.45%	444	0	0.00%	0	0.00%	2	0.45%
0017794													
Election Day	0	0.00%	0	0.00%	0	0.00%	24	0	0.00%	0	0.00%	0	0.00%
Vote by Mail	1	0.26%	1	0.26%	1	0.26%	383	0	0.00%	0	0.00%	1	0.26%
Canvass	0	0.00%	0	0.00%	0	0.00%	8	0	0.00%	0	0.00%	0	0.00%
Total	1	0.24%	1	0.24%	1	0.24%	415	0	0.00%	0	0.00%	1	0.24%
0018012													
Election Day	1	5.00%	0	0.00%	0	0.00%	20	0	0.00%	0	0.00%	0	0.00%
Vote by Mail	2	0.78%	6	2.34%	0	0.00%	256	0	0.00%	0	0.00%	0	0.00%
Canvass	0	0.00%	0	0.00%	0	0.00%	4	0	0.00%	0	0.00%	0	0.00%
Total	3	1.07%	6	2.14%	0	0.00%	280	0	0.00%	0	0.00%	0	0.00%
0018119													
Election Day	0	0.00%	0	0.00%	0	0.00%	15	0	0.00%	0	0.00%	0	0.00%
Vote by Mail	3	0.89%	4	1.19%	0	0.00%	336	0	0.00%	0	0.00%	0	0.00%
Canvass	0	0.00%	0	0.00%	0	0.00%	4	0	0.00%	0	0.00%	0	0.00%
Total	3	0.85%	4	1.13%	0	0.00%	355	0	0.00%	0	0.00%	0	0.00%
0018175													
Election Day	0	0.00%	0	0.00%	0	0.00%	17	0	0.00%	0	0.00%	0	0.00%
Vote by Mail	1	0.39%	3	1.18%	0	0.00%	254	0	0.00%	0	0.00%	0	0.00%
Canvass	0	0.00%	0	0.00%	0	0.00%	4	0	0.00%	0	0.00%	0	0.00%
Total	1	0.36%	3	1.09%	0	0.00%	275	0	0.00%	0	0.00%	0	0.00%
0018194													
Election Day	0	0.00%	0	0.00%	0	0.00%	20	0	0.00%	0	0.00%	0	0.00%
Vote by Mail	2	0.48%	4	0.97%	1	0.24%	413	0	0.00%	0	0.00%	1	0.24%
Canvass	0	0.00%	0	0.00%	0	0.00%	5	0	0.00%	0	0.00%	0	0.00%
Total	2	0.46%	4	0.91%	1	0.23%	438	0	0.00%	0	0.00%	1	0.23%

Precinct	THUY E. HUGENS Qualified Write In		MIKI HABRYN Qualified Write In		VINCE LUNDGREN Qualified Write In		VIVEK B. MOHAN Qualified Write In	
0017630								
Election Day	0	0.00%	0	0.00%	0	0.00%	0	0.00%
Vote by Mail	0	0.00%	0	0.00%	0	0.00%	0	0.00%
Canvass	0	0.00%	0	0.00%	0	0.00%	0	0.00%
Total	0	0.00%	0	0.00%	0	0.00%	0	0.00%
0017794								
Election Day	0	0.00%	0	0.00%	0	0.00%	0	0.00%
Vote by Mail	0	0.00%	0	0.00%	0	0.00%	0	0.00%
Canvass	0	0.00%	0	0.00%	0	0.00%	0	0.00%
Total	0	0.00%	0	0.00%	0	0.00%	0	0.00%
0018012								
Election Day	0	0.00%	0	0.00%	0	0.00%	0	0.00%
Vote by Mail	0	0.00%	0	0.00%	0	0.00%	0	0.00%
Canvass	0	0.00%	0	0.00%	0	0.00%	0	0.00%
Total	0	0.00%	0	0.00%	0	0.00%	0	0.00%
0018119								
Election Day	0	0.00%	0	0.00%	0	0.00%	0	0.00%
Vote by Mail	0	0.00%	0	0.00%	0	0.00%	0	0.00%
Canvass	0	0.00%	0	0.00%	0	0.00%	0	0.00%
Total	0	0.00%	0	0.00%	0	0.00%	0	0.00%
0018175								
Election Day	0	0.00%	0	0.00%	0	0.00%	0	0.00%
Vote by Mail	0	0.00%	0	0.00%	0	0.00%	0	0.00%
Canvass	0	0.00%	0	0.00%	0	0.00%	0	0.00%
Total	0	0.00%	0	0.00%	0	0.00%	0	0.00%
0018194								
Election Day	0	0.00%	0	0.00%	0	0.00%	0	0.00%
Vote by Mail	0	0.00%	0	0.00%	0	0.00%	0	0.00%
Canvass	0	0.00%	0	0.00%	0	0.00%	0	0.00%
Total	0	0.00%	0	0.00%	0	0.00%	0	0.00%

Precinct	Times Cast	Registered Voters	Undervotes	Overvotes
0018206				
Election Day	50	1,961	10	0
Vote by Mail	1,118	1,961	621	2
Canvass	14	1,961	7	0
Total	1,182	1,961	638	2
0018351				
Election Day	52	1,609	21	0
Vote by Mail	783	1,609	446	4
Canvass	7	1,609	3	0
Total	842	1,609	470	4
0018501				
Election Day	47	1,857	14	0
Vote by Mail	1,011	1,857	518	3
Canvass	6	1,857	4	0
Total	1,064	1,857	536	3
0018562				
Election Day	54	1,842	14	0
Vote by Mail	847	1,842	453	7
Canvass	6	1,842	2	1
Total	907	1,842	469	8
0018659				
Election Day	36	1,984	6	0
Vote by Mail	1,062	1,984	574	6
Canvass	17	1,984	6	0
Total	1,115	1,984	586	6
0018687				
Election Day	29	1,734	8	0
Vote by Mail	927	1,734	530	4
Canvass	9	1,734	4	0
Total	965	1,734	542	4

Precinct	DAN KAPELOVITZ (G-P)		KEVIN K. KAUL (NPP)	
0018206				
Election Day	1	2.50%	0	0.00%
Vote by Mail	9	1.82%	1	0.20%
Canvass	0	0.00%	0	0.00%
Total	10	1.85%	1	0.18%
0018351				
Election Day	0	0.00%	0	0.00%
Vote by Mail	1	0.30%	0	0.00%
Canvass	1	25.00%	0	0.00%
Total	2	0.54%	0	0.00%
0018501				
Election Day	0	0.00%	0	0.00%
Vote by Mail	2	0.41%	0	0.00%
Canvass	0	0.00%	0	0.00%
Total	2	0.38%	0	0.00%
0018562				
Election Day	0	0.00%	0	0.00%
Vote by Mail	4	1.03%	0	0.00%
Canvass	0	0.00%	0	0.00%
Total	4	0.93%	0	0.00%
0018659				
Election Day	0	0.00%	0	0.00%
Vote by Mail	8	1.66%	0	0.00%
Canvass	0	0.00%	0	0.00%
Total	8	1.53%	0	0.00%
0018687				
Election Day	0	0.00%	0	0.00%
Vote by Mail	0	0.00%	1	0.25%
Canvass	0	0.00%	0	0.00%
Total	0	0.00%	1	0.24%

Precinct	CHAUNCEY "SLIM" KILLENS (REP)		KEVIN KILEY (REP)		PATRICK KILPATRICK (DEM)		ANTHONY TRIMINO (REP)		JOEL VENTRESCA (DEM)		KEVIN L. FAULCONER (REP)		RHONDA FURIN (REP)	
0018206														
Election Day	0	0.00%	4	10.00%	0	0.00%	1	2.50%	2	5.00%	2	5.00%	0	0.00%
Vote by Mail	1	0.20%	15	3.03%	5	1.01%	6	1.21%	32	6.46%	43	8.69%	0	0.00%
Canvass	0	0.00%	1	14.29%	0	0.00%	0	0.00%	0	0.00%	0	0.00%	0	0.00%
Total	1	0.18%	20	3.69%	5	0.92%	7	1.29%	34	6.27%	45	8.30%	0	0.00%
0018351														
Election Day	0	0.00%	4	12.90%	1	3.23%	0	0.00%	3	9.68%	2	6.45%	0	0.00%
Vote by Mail	3	0.90%	16	4.80%	0	0.00%	0	0.00%	19	5.71%	14	4.20%	0	0.00%
Canvass	0	0.00%	0	0.00%	0	0.00%	0	0.00%	0	0.00%	0	0.00%	0	0.00%
Total	3	0.82%	20	5.43%	1	0.27%	0	0.00%	22	5.98%	16	4.35%	0	0.00%
0018501														
Election Day	0	0.00%	3	9.09%	0	0.00%	0	0.00%	2	6.06%	0	0.00%	0	0.00%
Vote by Mail	0	0.00%	21	4.29%	6	1.22%	0	0.00%	36	7.35%	34	6.94%	0	0.00%
Canvass	0	0.00%	0	0.00%	0	0.00%	0	0.00%	0	0.00%	0	0.00%	0	0.00%
Total	0	0.00%	24	4.57%	6	1.14%	0	0.00%	38	7.24%	34	6.48%	0	0.00%
0018562														
Election Day	0	0.00%	2	5.00%	0	0.00%	1	2.50%	1	2.50%	6	15.00%	1	2.50%
Vote by Mail	0	0.00%	11	2.84%	2	0.52%	0	0.00%	33	8.53%	16	4.13%	0	0.00%
Canvass	0	0.00%	0	0.00%	0	0.00%	0	0.00%	0	0.00%	1	33.33%	0	0.00%
Total	0	0.00%	13	3.02%	2	0.47%	1	0.23%	34	7.91%	23	5.35%	1	0.23%
0018659														
Election Day	0	0.00%	2	6.67%	1	3.33%	1	3.33%	3	10.00%	0	0.00%	0	0.00%
Vote by Mail	0	0.00%	10	2.07%	3	0.62%	1	0.21%	46	9.54%	31	6.43%	3	0.62%
Canvass	0	0.00%	0	0.00%	0	0.00%	0	0.00%	1	9.09%	0	0.00%	0	0.00%
Total	0	0.00%	12	2.29%	4	0.76%	2	0.38%	50	9.56%	31	5.93%	3	0.57%
0018687														
Election Day	0	0.00%	2	9.52%	0	0.00%	0	0.00%	1	4.76%	0	0.00%	0	0.00%
Vote by Mail	0	0.00%	10	2.54%	12	3.05%	2	0.51%	29	7.38%	26	6.62%	0	0.00%
Canvass	0	0.00%	0	0.00%	0	0.00%	0	0.00%	2	40.00%	0	0.00%	0	0.00%
Total	0	0.00%	12	2.86%	12	2.86%	2	0.48%	32	7.64%	26	6.21%	0	0.00%

Precinct	ROBERT C. NEWMAN II (REP)		DENNIS RICHTER (NPP)		BRANDON M. ROSS (DEM)		SAM L. GALLUCCI (REP)		TED GAINES (REP)		CAITLYN JENNER (REP)		LEO S. ZACKY (REP)	
0018206														
Election Day	0	0.00%	0	0.00%	5	12.50%	0	0.00%	0	0.00%	0	0.00%	0	0.00%
Vote by Mail	3	0.61%	0	0.00%	38	7.68%	1	0.20%	6	1.21%	3	0.61%	1	0.20%
Canvass	0	0.00%	0	0.00%	2	28.57%	0	0.00%	0	0.00%	0	0.00%	0	0.00%
Total	3	0.55%	0	0.00%	45	8.30%	1	0.18%	6	1.11%	3	0.55%	1	0.18%
0018351														
Election Day	1	3.23%	0	0.00%	2	6.45%	0	0.00%	0	0.00%	0	0.00%	0	0.00%
Vote by Mail	0	0.00%	1	0.30%	15	4.50%	0	0.00%	6	1.80%	4	1.20%	0	0.00%
Canvass	1	25.00%	0	0.00%	0	0.00%	0	0.00%	0	0.00%	0	0.00%	0	0.00%
Total	2	0.54%	1	0.27%	17	4.62%	0	0.00%	6	1.63%	4	1.09%	0	0.00%
0018501														
Election Day	0	0.00%	0	0.00%	0	0.00%	0	0.00%	0	0.00%	0	0.00%	0	0.00%
Vote by Mail	2	0.41%	2	0.41%	29	5.92%	0	0.00%	8	1.63%	8	1.63%	0	0.00%
Canvass	0	0.00%	0	0.00%	1	50.00%	0	0.00%	0	0.00%	0	0.00%	0	0.00%
Total	2	0.38%	2	0.38%	30	5.71%	0	0.00%	8	1.52%	8	1.52%	0	0.00%
0018562														
Election Day	0	0.00%	0	0.00%	2	5.00%	0	0.00%	0	0.00%	0	0.00%	0	0.00%
Vote by Mail	0	0.00%	0	0.00%	28	7.24%	4	1.03%	7	1.81%	2	0.52%	1	0.26%
Canvass	0	0.00%	0	0.00%	0	0.00%	0	0.00%	0	0.00%	0	0.00%	0	0.00%
Total	0	0.00%	0	0.00%	30	6.98%	4	0.93%	7	1.63%	2	0.47%	1	0.23%
0018659														
Election Day	0	0.00%	0	0.00%	2	6.67%	0	0.00%	0	0.00%	0	0.00%	0	0.00%
Vote by Mail	0	0.00%	0	0.00%	20	4.15%	0	0.00%	4	0.83%	3	0.62%	0	0.00%
Canvass	0	0.00%	0	0.00%	1	9.09%	0	0.00%	0	0.00%	0	0.00%	0	0.00%
Total	0	0.00%	0	0.00%	23	4.40%	0	0.00%	4	0.76%	3	0.57%	0	0.00%
0018687														
Election Day	0	0.00%	0	0.00%	1	4.76%	0	0.00%	0	0.00%	1	4.76%	0	0.00%
Vote by Mail	1	0.25%	0	0.00%	22	5.60%	0	0.00%	4	1.02%	5	1.27%	0	0.00%
Canvass	0	0.00%	0	0.00%	0	0.00%	0	0.00%	0	0.00%	0	0.00%	0	0.00%
Total	1	0.24%	0	0.00%	23	5.49%	0	0.00%	4	0.95%	6	1.43%	0	0.00%

Precinct	JENNY RAE LE ROUX (REP)		DAVID LOZANO (REP)		STEVE CHAVEZ LODGE (REP)		MICHAEL LOEBS (NPP)		DENIS LUCEY (NPP)		DIEGO MARTINEZ (REP)		JEREMIAH "JEREMY" MARCINIAK (NPP)	
0018206														
Election Day	0	0.00%	0	0.00%	0	0.00%	0	0.00%	0	0.00%	0	0.00%	0	0.00%
Vote by Mail	1	0.20%	0	0.00%	1	0.20%	3	0.61%	1	0.20%	0	0.00%	0	0.00%
Canvass	0	0.00%	0	0.00%	0	0.00%	0	0.00%	0	0.00%	0	0.00%	0	0.00%
Total	1	0.18%	0	0.00%	1	0.18%	3	0.55%	1	0.18%	0	0.00%	0	0.00%
0018351														
Election Day	0	0.00%	0	0.00%	0	0.00%	1	3.23%	0	0.00%	0	0.00%	0	0.00%
Vote by Mail	1	0.30%	0	0.00%	1	0.30%	7	2.10%	0	0.00%	0	0.00%	1	0.30%
Canvass	0	0.00%	0	0.00%	0	0.00%	0	0.00%	0	0.00%	0	0.00%	0	0.00%
Total	1	0.27%	0	0.00%	1	0.27%	8	2.17%	0	0.00%	0	0.00%	1	0.27%
0018501														
Election Day	0	0.00%	0	0.00%	0	0.00%	0	0.00%	0	0.00%	0	0.00%	0	0.00%
Vote by Mail	0	0.00%	0	0.00%	1	0.20%	0	0.00%	1	0.20%	2	0.41%	1	0.20%
Canvass	0	0.00%	0	0.00%	0	0.00%	0	0.00%	0	0.00%	0	0.00%	0	0.00%
Total	0	0.00%	0	0.00%	1	0.19%	0	0.00%	1	0.19%	2	0.38%	1	0.19%
0018562														
Election Day	0	0.00%	0	0.00%	0	0.00%	0	0.00%	0	0.00%	0	0.00%	0	0.00%
Vote by Mail	1	0.26%	0	0.00%	0	0.00%	0	0.00%	0	0.00%	2	0.52%	0	0.00%
Canvass	0	0.00%	0	0.00%	0	0.00%	0	0.00%	0	0.00%	0	0.00%	0	0.00%
Total	1	0.23%	0	0.00%	0	0.00%	0	0.00%	0	0.00%	2	0.47%	0	0.00%
0018659														
Election Day	0	0.00%	0	0.00%	0	0.00%	0	0.00%	0	0.00%	0	0.00%	0	0.00%
Vote by Mail	1	0.21%	0	0.00%	3	0.62%	0	0.00%	0	0.00%	2	0.41%	0	0.00%
Canvass	0	0.00%	0	0.00%	0	0.00%	0	0.00%	0	0.00%	0	0.00%	0	0.00%
Total	1	0.19%	0	0.00%	3	0.57%	0	0.00%	0	0.00%	2	0.38%	0	0.00%
0018687														
Election Day	0	0.00%	0	0.00%	0	0.00%	0	0.00%	0	0.00%	0	0.00%	0	0.00%
Vote by Mail	0	0.00%	2	0.51%	1	0.25%	2	0.51%	0	0.00%	0	0.00%	1	0.25%
Canvass	0	0.00%	0	0.00%	0	0.00%	0	0.00%	0	0.00%	0	0.00%	0	0.00%
Total	0	0.00%	2	0.48%	1	0.24%	2	0.48%	0	0.00%	0	0.00%	1	0.24%

Precinct	DANIEL MERCURI (REP)		JACQUELINE MCGOWAN (DEM)		DAVID MOORE (NPP)		DAVID ALEXANDER BRAMANTE (REP)		HOLLY L. BAADE (DEM)		ANGELYNE (NPP)		JAMES G. HANINK (NPP)	
0018206														
Election Day	0	0.00%	0	0.00%	0	0.00%	0	0.00%	0	0.00%	0	0.00%	0	0.00%
Vote by Mail	0	0.00%	14	2.83%	3	0.61%	0	0.00%	9	1.82%	0	0.00%	0	0.00%
Canvass	0	0.00%	0	0.00%	0	0.00%	0	0.00%	0	0.00%	0	0.00%	0	0.00%
Total	0	0.00%	14	2.58%	3	0.55%	0	0.00%	9	1.66%	0	0.00%	0	0.00%
0018351														
Election Day	0	0.00%	1	3.23%	0	0.00%	0	0.00%	0	0.00%	0	0.00%	0	0.00%
Vote by Mail	0	0.00%	14	4.20%	2	0.60%	0	0.00%	3	0.90%	1	0.30%	0	0.00%
Canvass	0	0.00%	0	0.00%	0	0.00%	0	0.00%	0	0.00%	0	0.00%	0	0.00%
Total	0	0.00%	15	4.08%	2	0.54%	0	0.00%	3	0.82%	1	0.27%	0	0.00%
0018501														
Election Day	0	0.00%	0	0.00%	0	0.00%	0	0.00%	0	0.00%	1	3.03%	0	0.00%
Vote by Mail	1	0.20%	17	3.47%	2	0.41%	1	0.20%	3	0.61%	2	0.41%	0	0.00%
Canvass	0	0.00%	0	0.00%	0	0.00%	0	0.00%	0	0.00%	0	0.00%	0	0.00%
Total	1	0.19%	17	3.24%	2	0.38%	1	0.19%	3	0.57%	3	0.57%	0	0.00%
0018562														
Election Day	0	0.00%	0	0.00%	0	0.00%	0	0.00%	1	2.50%	0	0.00%	0	0.00%
Vote by Mail	0	0.00%	21	5.43%	4	1.03%	1	0.26%	1	0.26%	2	0.52%	0	0.00%
Canvass	0	0.00%	0	0.00%	0	0.00%	0	0.00%	0	0.00%	0	0.00%	0	0.00%
Total	0	0.00%	21	4.88%	4	0.93%	1	0.23%	2	0.47%	2	0.47%	0	0.00%
0018659														
Election Day	0	0.00%	3	10.00%	0	0.00%	0	0.00%	1	3.33%	0	0.00%	0	0.00%
Vote by Mail	2	0.41%	24	4.98%	4	0.83%	2	0.41%	10	2.07%	1	0.21%	0	0.00%
Canvass	0	0.00%	0	0.00%	0	0.00%	0	0.00%	0	0.00%	0	0.00%	0	0.00%
Total	2	0.38%	27	5.16%	4	0.76%	2	0.38%	11	2.10%	1	0.19%	0	0.00%
0018687														
Election Day	0	0.00%	0	0.00%	0	0.00%	0	0.00%	0	0.00%	0	0.00%	0	0.00%
Vote by Mail	0	0.00%	12	3.05%	3	0.76%	0	0.00%	4	1.02%	1	0.25%	0	0.00%
Canvass	0	0.00%	0	0.00%	0	0.00%	0	0.00%	0	0.00%	0	0.00%	0	0.00%
Total	0	0.00%	12	2.86%	3	0.72%	0	0.00%	4	0.95%	1	0.24%	0	0.00%

Precinct	DAVID HILLBERG (REP)		JEFF HEWITT (LIB)		JOHN R. DRAKE (DEM)		LARRY A. ELDER (REP)		KEVIN PAFFRATH (DEM)		ADAM PAPAGAN (NPP)		ARMANDO "MANDO" PEREZ- SERRATO (DEM)	
0018206														
Election Day	0	0.00%	0	0.00%	0	0.00%	20	50.00%	2	5.00%	0	0.00%	0	0.00%
Vote by Mail	1	0.20%	4	0.81%	4	0.81%	165	33.33%	71	14.34%	0	0.00%	5	1.01%
Canvass	0	0.00%	0	0.00%	0	0.00%	3	42.86%	1	14.29%	0	0.00%	0	0.00%
Total	1	0.18%	4	0.74%	4	0.74%	188	34.69%	74	13.65%	0	0.00%	5	0.92%
0018351														
Election Day	0	0.00%	0	0.00%	1	3.23%	12	38.71%	1	3.23%	0	0.00%	0	0.00%
Vote by Mail	0	0.00%	2	0.60%	8	2.40%	123	36.94%	54	16.22%	0	0.00%	6	1.80%
Canvass	0	0.00%	0	0.00%	0	0.00%	1	25.00%	1	25.00%	0	0.00%	0	0.00%
Total	0	0.00%	2	0.54%	9	2.45%	136	36.96%	56	15.22%	0	0.00%	6	1.63%
0018501														
Election Day	0	0.00%	2	6.06%	0	0.00%	21	63.64%	1	3.03%	0	0.00%	0	0.00%
Vote by Mail	0	0.00%	0	0.00%	3	0.61%	158	32.24%	67	13.67%	1	0.20%	23	4.69%
Canvass	0	0.00%	0	0.00%	0	0.00%	1	50.00%	0	0.00%	0	0.00%	0	0.00%
Total	0	0.00%	2	0.38%	3	0.57%	180	34.29%	68	12.95%	1	0.19%	23	4.38%
0018562														
Election Day	0	0.00%	0	0.00%	0	0.00%	22	55.00%	0	0.00%	0	0.00%	2	5.00%
Vote by Mail	1	0.26%	2	0.52%	6	1.55%	140	36.18%	47	12.14%	0	0.00%	7	1.81%
Canvass	0	0.00%	0	0.00%	0	0.00%	2	66.67%	0	0.00%	0	0.00%	0	0.00%
Total	1	0.23%	2	0.47%	6	1.40%	164	38.14%	47	10.93%	0	0.00%	9	2.09%
0018659														
Election Day	0	0.00%	0	0.00%	0	0.00%	15	50.00%	2	6.67%	0	0.00%	0	0.00%
Vote by Mail	0	0.00%	5	1.04%	3	0.62%	207	42.95%	36	7.47%	0	0.00%	8	1.66%
Canvass	0	0.00%	0	0.00%	0	0.00%	7	63.64%	0	0.00%	0	0.00%	0	0.00%
Total	0	0.00%	5	0.96%	3	0.57%	229	43.79%	38	7.27%	0	0.00%	8	1.53%
0018687														
Election Day	0	0.00%	2	9.52%	0	0.00%	14	66.67%	0	0.00%	0	0.00%	0	0.00%
Vote by Mail	0	0.00%	4	1.02%	6	1.53%	149	37.91%	46	11.70%	0	0.00%	12	3.05%
Canvass	0	0.00%	0	0.00%	0	0.00%	3	60.00%	0	0.00%	0	0.00%	0	0.00%
Total	0	0.00%	6	1.43%	6	1.43%	166	39.62%	46	10.98%	0	0.00%	12	2.86%

Precinct	JOHN COX (REP)		HEATHER COLLINS (G-P)		DANIEL WATTS (DEM)		NICKOLAS WILDSTAR (REP)		SARAH STEPHENS (REP)		DENVER STONER (REP)		JOE M. SYMMON (REP)	
0018206														
Election Day	0	0.00%	0	0.00%	1	2.50%	0	0.00%	0	0.00%	0	0.00%	0	0.00%
Vote by Mail	15	3.03%	4	0.81%	15	3.03%	2	0.40%	0	0.00%	2	0.40%	0	0.00%
Canvass	0	0.00%	0	0.00%	0	0.00%	0	0.00%	0	0.00%	0	0.00%	0	0.00%
Total	15	2.77%	4	0.74%	16	2.95%	2	0.37%	0	0.00%	2	0.37%	0	0.00%
0018351														
Election Day	1	3.23%	0	0.00%	0	0.00%	0	0.00%	0	0.00%	0	0.00%	0	0.00%
Vote by Mail	14	4.20%	9	2.70%	6	1.80%	0	0.00%	0	0.00%	0	0.00%	0	0.00%
Canvass	0	0.00%	0	0.00%	0	0.00%	0	0.00%	0	0.00%	0	0.00%	0	0.00%
Total	15	4.08%	9	2.45%	6	1.63%	0	0.00%	0	0.00%	0	0.00%	0	0.00%
0018501														
Election Day	1	3.03%	1	3.03%	0	0.00%	0	0.00%	0	0.00%	0	0.00%	0	0.00%
Vote by Mail	23	4.69%	3	0.61%	25	5.10%	0	0.00%	0	0.00%	1	0.20%	0	0.00%
Canvass	0	0.00%	0	0.00%	0	0.00%	0	0.00%	0	0.00%	0	0.00%	0	0.00%
Total	24	4.57%	4	0.76%	25	4.76%	0	0.00%	0	0.00%	1	0.19%	0	0.00%
0018562														
Election Day	1	2.50%	0	0.00%	1	2.50%	0	0.00%	0	0.00%	0	0.00%	0	0.00%
Vote by Mail	23	5.94%	2	0.52%	12	3.10%	0	0.00%	0	0.00%	2	0.52%	0	0.00%
Canvass	0	0.00%	0	0.00%	0	0.00%	0	0.00%	0	0.00%	0	0.00%	0	0.00%
Total	24	5.58%	2	0.47%	13	3.02%	0	0.00%	0	0.00%	2	0.47%	0	0.00%
0018659														
Election Day	0	0.00%	0	0.00%	0	0.00%	0	0.00%	0	0.00%	0	0.00%	0	0.00%
Vote by Mail	18	3.73%	5	1.04%	13	2.70%	0	0.00%	0	0.00%	0	0.00%	0	0.00%
Canvass	0	0.00%	1	9.09%	1	9.09%	0	0.00%	0	0.00%	0	0.00%	0	0.00%
Total	18	3.44%	6	1.15%	14	2.68%	0	0.00%	0	0.00%	0	0.00%	0	0.00%
0018687														
Election Day	0	0.00%	0	0.00%	0	0.00%	0	0.00%	0	0.00%	0	0.00%	0	0.00%
Vote by Mail	12	3.05%	2	0.51%	16	4.07%	0	0.00%	0	0.00%	1	0.25%	0	0.00%
Canvass	0	0.00%	0	0.00%	0	0.00%	0	0.00%	0	0.00%	0	0.00%	0	0.00%
Total	12	2.86%	2	0.48%	16	3.82%	0	0.00%	0	0.00%	1	0.24%	0	0.00%

Precinct	MAJOR SINGH (NPP)		DOUG OSE (REP)		Write-in		Total Votes	ROXANNE Qualified Write In		STACY SMITH Qualified Write In		MAJOR WILLIAMS Qualified Write In	
0018206													
Election Day	1	2.50%	0	0.00%	1	2.50%	40	0	0.00%	0	0.00%	1	2.50%
Vote by Mail	3	0.61%	8	1.62%	0	0.00%	495	0	0.00%	0	0.00%	0	0.00%
Canvass	0	0.00%	0	0.00%	0	0.00%	7	0	0.00%	0	0.00%	0	0.00%
Total	4	0.74%	8	1.48%	1	0.18%	542	0	0.00%	0	0.00%	1	0.18%
0018351													
Election Day	0	0.00%	0	0.00%	1	3.23%	31	0	0.00%	0	0.00%	1	3.23%
Vote by Mail	0	0.00%	2	0.60%	0	0.00%	333	0	0.00%	0	0.00%	0	0.00%
Canvass	0	0.00%	0	0.00%	0	0.00%	4	0	0.00%	0	0.00%	0	0.00%
Total	0	0.00%	2	0.54%	1	0.27%	368	0	0.00%	0	0.00%	1	0.27%
0018501													
Election Day	0	0.00%	0	0.00%	1	3.03%	33	0	0.00%	0	0.00%	1	3.03%
Vote by Mail	1	0.20%	6	1.22%	0	0.00%	490	0	0.00%	0	0.00%	0	0.00%
Canvass	0	0.00%	0	0.00%	0	0.00%	2	0	0.00%	0	0.00%	0	0.00%
Total	1	0.19%	6	1.14%	1	0.19%	525	0	0.00%	0	0.00%	1	0.19%
0018562													
Election Day	0	0.00%	0	0.00%	0	0.00%	40	0	0.00%	0	0.00%	0	0.00%
Vote by Mail	1	0.26%	4	1.03%	0	0.00%	387	0	0.00%	0	0.00%	0	0.00%
Canvass	0	0.00%	0	0.00%	0	0.00%	3	0	0.00%	0	0.00%	0	0.00%
Total	1	0.23%	4	0.93%	0	0.00%	430	0	0.00%	0	0.00%	0	0.00%
0018659													
Election Day	0	0.00%	0	0.00%	0	0.00%	30	0	0.00%	0	0.00%	0	0.00%
Vote by Mail	0	0.00%	7	1.45%	2	0.41%	482	0	0.00%	0	0.00%	2	0.41%
Canvass	0	0.00%	0	0.00%	0	0.00%	11	0	0.00%	0	0.00%	0	0.00%
Total	0	0.00%	7	1.34%	2	0.38%	523	0	0.00%	0	0.00%	2	0.38%
0018687													
Election Day	0	0.00%	0	0.00%	0	0.00%	21	0	0.00%	0	0.00%	0	0.00%
Vote by Mail	1	0.25%	6	1.53%	0	0.00%	393	0	0.00%	0	0.00%	0	0.00%
Canvass	0	0.00%	0	0.00%	0	0.00%	5	0	0.00%	0	0.00%	0	0.00%
Total	1	0.24%	6	1.43%	0	0.00%	419	0	0.00%	0	0.00%	0	0.00%

Precinct	THUY E. HUGENS Qualified Write In		MIKI HABRYN Qualified Write In		VINCE LUNDGREN Qualified Write In		VIVEK B. MOHAN Qualified Write In	
0018206								
Election Day	0	0.00%	0	0.00%	0	0.00%	0	0.00%
Vote by Mail	0	0.00%	0	0.00%	0	0.00%	0	0.00%
Canvass	0	0.00%	0	0.00%	0	0.00%	0	0.00%
Total	0	0.00%	0	0.00%	0	0.00%	0	0.00%
0018351								
Election Day	0	0.00%	0	0.00%	0	0.00%	0	0.00%
Vote by Mail	0	0.00%	0	0.00%	0	0.00%	0	0.00%
Canvass	0	0.00%	0	0.00%	0	0.00%	0	0.00%
Total	0	0.00%	0	0.00%	0	0.00%	0	0.00%
0018501								
Election Day	0	0.00%	0	0.00%	0	0.00%	0	0.00%
Vote by Mail	0	0.00%	0	0.00%	0	0.00%	0	0.00%
Canvass	0	0.00%	0	0.00%	0	0.00%	0	0.00%
Total	0	0.00%	0	0.00%	0	0.00%	0	0.00%
0018562								
Election Day	0	0.00%	0	0.00%	0	0.00%	0	0.00%
Vote by Mail	0	0.00%	0	0.00%	0	0.00%	0	0.00%
Canvass	0	0.00%	0	0.00%	0	0.00%	0	0.00%
Total	0	0.00%	0	0.00%	0	0.00%	0	0.00%
0018659								
Election Day	0	0.00%	0	0.00%	0	0.00%	0	0.00%
Vote by Mail	0	0.00%	0	0.00%	0	0.00%	0	0.00%
Canvass	0	0.00%	0	0.00%	0	0.00%	0	0.00%
Total	0	0.00%	0	0.00%	0	0.00%	0	0.00%
0018687								
Election Day	0	0.00%	0	0.00%	0	0.00%	0	0.00%
Vote by Mail	0	0.00%	0	0.00%	0	0.00%	0	0.00%
Canvass	0	0.00%	0	0.00%	0	0.00%	0	0.00%
Total	0	0.00%	0	0.00%	0	0.00%	0	0.00%

Precinct	Times Cast	Registered Voters	Undervotes	Overvotes
0018755				
Election Day	25	1,701	6	0
Vote by Mail	735	1,701	373	4
Canvass	4	1,701	1	0
Total	764	1,701	380	4
0019015				
Election Day	16	1,353	5	0
Vote by Mail	501	1,353	292	6
Canvass	2	1,353	0	0
Total	519	1,353	297	6
0019049				
Election Day	22	1,679	9	1
Vote by Mail	643	1,679	358	6
Canvass	1	1,679	1	0
Total	666	1,679	368	7
0019126				
Election Day	28	1,567	11	0
Vote by Mail	636	1,567	404	5
Canvass	4	1,567	2	0
Total	668	1,567	417	5
0019236				
Election Day	50	1,827	25	0
Vote by Mail	673	1,827	403	7
Canvass	4	1,827	3	0
Total	727	1,827	431	7
0019282				
Election Day	52	1,723	12	1
Vote by Mail	769	1,723	346	2
Canvass	4	1,723	2	0
Total	825	1,723	360	3

Precinct	DAN KAPELOVITZ (G-P)		KEVIN K. KAUL (NPP)	
0018755				
Election Day	0	0.00%	0	0.00%
Vote by Mail	4	1.12%	0	0.00%
Canvass	0	0.00%	0	0.00%
Total	4	1.05%	0	0.00%
0019015				
Election Day	0	0.00%	0	0.00%
Vote by Mail	3	1.48%	0	0.00%
Canvass	0	0.00%	0	0.00%
Total	3	1.39%	0	0.00%
0019049				
Election Day	0	0.00%	0	0.00%
Vote by Mail	2	0.72%	0	0.00%
Canvass	0		0	
Total	2	0.69%	0	0.00%
0019126				
Election Day	0	0.00%	0	0.00%
Vote by Mail	3	1.32%	0	0.00%
Canvass	0	0.00%	0	0.00%
Total	3	1.22%	0	0.00%
0019236				
Election Day	0	0.00%	0	0.00%
Vote by Mail	4	1.52%	0	0.00%
Canvass	0	0.00%	0	0.00%
Total	4	1.38%	0	0.00%
0019282				
Election Day	0	0.00%	0	0.00%
Vote by Mail	11	2.61%	1	0.24%
Canvass	0	0.00%	0	0.00%
Total	11	2.38%	1	0.22%

Precinct	CHAUNCEY "SLIM" KILLENS (REP)		KEVIN KILEY (REP)		PATRICK KILPATRICK (DEM)		ANTHONY TRIMINO (REP)		JOEL VENTRESCA (DEM)		KEVIN L. FAULCONER (REP)		RHONDA FURIN (REP)	
0018755														
Election Day	0	0.00%	0	0.00%	0	0.00%	0	0.00%	1	5.26%	0	0.00%	0	0.00%
Vote by Mail	0	0.00%	17	4.75%	3	0.84%	6	1.68%	17	4.75%	16	4.47%	0	0.00%
Canvass	0	0.00%	0	0.00%	0	0.00%	0	0.00%	0	0.00%	1	33.33%	0	0.00%
Total	0	0.00%	17	4.47%	3	0.79%	6	1.58%	18	4.74%	17	4.47%	0	0.00%
0019015														
Election Day	0	0.00%	0	0.00%	0	0.00%	0	0.00%	6	54.55%	0	0.00%	0	0.00%
Vote by Mail	0	0.00%	9	4.43%	4	1.97%	1	0.49%	10	4.93%	20	9.85%	0	0.00%
Canvass	0	0.00%	0	0.00%	0	0.00%	0	0.00%	0	0.00%	0	0.00%	0	0.00%
Total	0	0.00%	9	4.17%	4	1.85%	1	0.46%	16	7.41%	20	9.26%	0	0.00%
0019049														
Election Day	0	0.00%	0	0.00%	1	8.33%	0	0.00%	2	16.67%	0	0.00%	0	0.00%
Vote by Mail	0	0.00%	10	3.58%	11	3.94%	2	0.72%	23	8.24%	17	6.09%	0	0.00%
Canvass	0	0.00%	0	0.00%	0	0.00%	0	0.00%	0	0.00%	0	0.00%	0	0.00%
Total	0	0.00%	10	3.44%	12	4.12%	2	0.69%	25	8.59%	17	5.84%	0	0.00%
0019126														
Election Day	0	0.00%	0	0.00%	0	0.00%	0	0.00%	1	5.88%	1	5.88%	0	0.00%
Vote by Mail	1	0.44%	8	3.52%	4	1.76%	0	0.00%	18	7.93%	2	0.88%	0	0.00%
Canvass	0	0.00%	0	0.00%	0	0.00%	0	0.00%	0	0.00%	0	0.00%	0	0.00%
Total	1	0.41%	8	3.25%	4	1.63%	0	0.00%	19	7.72%	3	1.22%	0	0.00%
0019236														
Election Day	0	0.00%	1	4.00%	0	0.00%	1	4.00%	5	20.00%	4	16.00%	0	0.00%
Vote by Mail	0	0.00%	8	3.04%	2	0.76%	0	0.00%	24	9.13%	7	2.66%	1	0.38%
Canvass	0	0.00%	0	0.00%	0	0.00%	0	0.00%	1	100.00%	0	0.00%	0	0.00%
Total	0	0.00%	9	3.11%	2	0.69%	1	0.35%	30	10.38%	11	3.81%	1	0.35%
0019282														
Election Day	0	0.00%	3	7.69%	2	5.13%	0	0.00%	5	12.82%	0	0.00%	0	0.00%
Vote by Mail	0	0.00%	24	5.70%	1	0.24%	1	0.24%	19	4.51%	25	5.94%	0	0.00%
Canvass	0	0.00%	1	50.00%	0	0.00%	0	0.00%	1	50.00%	0	0.00%	0	0.00%
Total	0	0.00%	28	6.06%	3	0.65%	1	0.22%	25	5.41%	25	5.41%	0	0.00%

Precinct	ROBERT C. NEWMAN II (REP)		DENNIS RICHTER (NPP)		BRANDON M. ROSS (DEM)		SAM L. GALLUCCI (REP)		TED GAINES (REP)		CAITLYN JENNER (REP)		LEO S. ZACKY (REP)	
0018755														
Election Day	0	0.00%	0	0.00%	1	5.26%	0	0.00%	0	0.00%	0	0.00%	0	0.00%
Vote by Mail	0	0.00%	2	0.56%	25	6.98%	1	0.28%	1	0.28%	5	1.40%	0	0.00%
Canvass	0	0.00%	0	0.00%	0	0.00%	0	0.00%	0	0.00%	0	0.00%	0	0.00%
Total	0	0.00%	2	0.53%	26	6.84%	1	0.26%	1	0.26%	5	1.32%	0	0.00%
0019015														
Election Day	0	0.00%	0	0.00%	1	9.09%	0	0.00%	0	0.00%	0	0.00%	0	0.00%
Vote by Mail	0	0.00%	0	0.00%	6	2.96%	1	0.49%	6	2.96%	2	0.99%	0	0.00%
Canvass	0	0.00%	0	0.00%	1	50.00%	0	0.00%	0	0.00%	0	0.00%	0	0.00%
Total	0	0.00%	0	0.00%	8	3.70%	1	0.46%	6	2.78%	2	0.93%	0	0.00%
0019049														
Election Day	1	8.33%	0	0.00%	1	8.33%	0	0.00%	0	0.00%	0	0.00%	0	0.00%
Vote by Mail	0	0.00%	2	0.72%	24	8.60%	0	0.00%	6	2.15%	0	0.00%	0	0.00%
Canvass	0		0		0		0		0		0		0	
Total	1	0.34%	2	0.69%	25	8.59%	0	0.00%	6	2.06%	0	0.00%	0	0.00%
0019126														
Election Day	0	0.00%	0	0.00%	3	17.65%	0	0.00%	0	0.00%	0	0.00%	0	0.00%
Vote by Mail	0	0.00%	0	0.00%	15	6.61%	2	0.88%	1	0.44%	2	0.88%	0	0.00%
Canvass	0	0.00%	0	0.00%	0	0.00%	0	0.00%	0	0.00%	0	0.00%	0	0.00%
Total	0	0.00%	0	0.00%	18	7.32%	2	0.81%	1	0.41%	2	0.81%	0	0.00%
0019236														
Election Day	0	0.00%	0	0.00%	0	0.00%	0	0.00%	0	0.00%	0	0.00%	0	0.00%
Vote by Mail	4	1.52%	1	0.38%	11	4.18%	0	0.00%	3	1.14%	5	1.90%	0	0.00%
Canvass	0	0.00%	0	0.00%	0	0.00%	0	0.00%	0	0.00%	0	0.00%	0	0.00%
Total	4	1.38%	1	0.35%	11	3.81%	0	0.00%	3	1.04%	5	1.73%	0	0.00%
0019282														
Election Day	0	0.00%	0	0.00%	3	7.69%	0	0.00%	0	0.00%	0	0.00%	0	0.00%
Vote by Mail	3	0.71%	1	0.24%	18	4.28%	1	0.24%	3	0.71%	8	1.90%	0	0.00%
Canvass	0	0.00%	0	0.00%	0	0.00%	0	0.00%	0	0.00%	0	0.00%	0	0.00%
Total	3	0.65%	1	0.22%	21	4.55%	1	0.22%	3	0.65%	8	1.73%	0	0.00%

Precinct	JENNY RAE LE ROUX (REP)		DAVID LOZANO (REP)		STEVE CHAVEZ LODGE (REP)		MICHAEL LOEBBS (NPP)		DENIS LUCEY (NPP)		DIEGO MARTINEZ (REP)		JEREMIAH "JEREMY" MARCINIAK (NPP)	
0018755														
Election Day	0	0.00%	0	0.00%	0	0.00%	0	0.00%	0	0.00%	0	0.00%	0	0.00%
Vote by Mail	2	0.56%	0	0.00%	1	0.28%	0	0.00%	0	0.00%	4	1.12%	0	0.00%
Canvass	0	0.00%	0	0.00%	0	0.00%	0	0.00%	0	0.00%	0	0.00%	0	0.00%
Total	2	0.53%	0	0.00%	1	0.26%	0	0.00%	0	0.00%	4	1.05%	0	0.00%
0019015														
Election Day	0	0.00%	0	0.00%	0	0.00%	0	0.00%	0	0.00%	0	0.00%	0	0.00%
Vote by Mail	1	0.49%	0	0.00%	1	0.49%	0	0.00%	0	0.00%	0	0.00%	1	0.49%
Canvass	0	0.00%	0	0.00%	0	0.00%	0	0.00%	0	0.00%	0	0.00%	0	0.00%
Total	1	0.46%	0	0.00%	1	0.46%	0	0.00%	0	0.00%	0	0.00%	1	0.46%
0019049														
Election Day	0	0.00%	0	0.00%	0	0.00%	0	0.00%	0	0.00%	0	0.00%	0	0.00%
Vote by Mail	1	0.36%	3	1.08%	0	0.00%	2	0.72%	0	0.00%	1	0.36%	0	0.00%
Canvass	0		0		0		0		0		0		0	
Total	1	0.34%	3	1.03%	0	0.00%	2	0.69%	0	0.00%	1	0.34%	0	0.00%
0019126														
Election Day	0	0.00%	0	0.00%	0	0.00%	0	0.00%	0	0.00%	0	0.00%	0	0.00%
Vote by Mail	0	0.00%	0	0.00%	1	0.44%	1	0.44%	1	0.44%	5	2.20%	0	0.00%
Canvass	0	0.00%	0	0.00%	0	0.00%	0	0.00%	0	0.00%	0	0.00%	0	0.00%
Total	0	0.00%	0	0.00%	1	0.41%	1	0.41%	1	0.41%	5	2.03%	0	0.00%
0019236														
Election Day	0	0.00%	0	0.00%	0	0.00%	0	0.00%	0	0.00%	0	0.00%	0	0.00%
Vote by Mail	0	0.00%	0	0.00%	1	0.38%	1	0.38%	0	0.00%	1	0.38%	2	0.76%
Canvass	0	0.00%	0	0.00%	0	0.00%	0	0.00%	0	0.00%	0	0.00%	0	0.00%
Total	0	0.00%	0	0.00%	1	0.35%	1	0.35%	0	0.00%	1	0.35%	2	0.69%
0019282														
Election Day	1	2.56%	0	0.00%	0	0.00%	0	0.00%	0	0.00%	0	0.00%	0	0.00%
Vote by Mail	0	0.00%	1	0.24%	0	0.00%	1	0.24%	0	0.00%	1	0.24%	0	0.00%
Canvass	0	0.00%	0	0.00%	0	0.00%	0	0.00%	0	0.00%	0	0.00%	0	0.00%
Total	1	0.22%	1	0.22%	0	0.00%	1	0.22%	0	0.00%	1	0.22%	0	0.00%

Precinct	DANIEL MERCURI (REP)		JACQUELINE MCGOWAN (DEM)		DAVID MOORE (NPP)		DAVID ALEXANDER BRAMANTE (REP)		HOLLY L. BAADE (DEM)		ANGELYNE (NPP)		JAMES G. HANINK (NPP)	
0018755														
Election Day	0	0.00%	0	0.00%	0	0.00%	0	0.00%	0	0.00%	0	0.00%	0	0.00%
Vote by Mail	0	0.00%	11	3.07%	2	0.56%	3	0.84%	3	0.84%	1	0.28%	0	0.00%
Canvass	0	0.00%	0	0.00%	0	0.00%	0	0.00%	0	0.00%	0	0.00%	0	0.00%
Total	0	0.00%	11	2.89%	2	0.53%	3	0.79%	3	0.79%	1	0.26%	0	0.00%
0019015														
Election Day	0	0.00%	0	0.00%	0	0.00%	0	0.00%	0	0.00%	0	0.00%	0	0.00%
Vote by Mail	0	0.00%	4	1.97%	2	0.99%	1	0.49%	3	1.48%	0	0.00%	0	0.00%
Canvass	0	0.00%	0	0.00%	0	0.00%	0	0.00%	0	0.00%	0	0.00%	0	0.00%
Total	0	0.00%	4	1.85%	2	0.93%	1	0.46%	3	1.39%	0	0.00%	0	0.00%
0019049														
Election Day	0	0.00%	0	0.00%	0	0.00%	0	0.00%	0	0.00%	0	0.00%	0	0.00%
Vote by Mail	0	0.00%	13	4.66%	1	0.36%	0	0.00%	5	1.79%	0	0.00%	0	0.00%
Canvass	0		0		0		0		0		0		0	
Total	0	0.00%	13	4.47%	1	0.34%	0	0.00%	5	1.72%	0	0.00%	0	0.00%
0019126														
Election Day	0	0.00%	1	5.88%	0	0.00%	0	0.00%	0	0.00%	0	0.00%	0	0.00%
Vote by Mail	0	0.00%	18	7.93%	0	0.00%	0	0.00%	3	1.32%	1	0.44%	0	0.00%
Canvass	0	0.00%	0	0.00%	0	0.00%	0	0.00%	0	0.00%	0	0.00%	0	0.00%
Total	0	0.00%	19	7.72%	0	0.00%	0	0.00%	3	1.22%	1	0.41%	0	0.00%
0019236														
Election Day	0	0.00%	0	0.00%	1	4.00%	0	0.00%	0	0.00%	0	0.00%	0	0.00%
Vote by Mail	1	0.38%	17	6.46%	0	0.00%	3	1.14%	3	1.14%	4	1.52%	0	0.00%
Canvass	0	0.00%	0	0.00%	0	0.00%	0	0.00%	0	0.00%	0	0.00%	0	0.00%
Total	1	0.35%	17	5.88%	1	0.35%	3	1.04%	3	1.04%	4	1.38%	0	0.00%
0019282														
Election Day	0	0.00%	0	0.00%	1	2.56%	0	0.00%	0	0.00%	0	0.00%	0	0.00%
Vote by Mail	0	0.00%	21	4.99%	0	0.00%	0	0.00%	8	1.90%	0	0.00%	2	0.48%
Canvass	0	0.00%	0	0.00%	0	0.00%	0	0.00%	0	0.00%	0	0.00%	0	0.00%
Total	0	0.00%	21	4.55%	1	0.22%	0	0.00%	8	1.73%	0	0.00%	2	0.43%

Precinct	DAVID HILLBERG (REP)		JEFF HEWITT (LIB)		JOHN R. DRAKE (DEM)		LARRY A. ELDER (REP)		KEVIN PAFFRATH (DEM)		ADAM PAPAGAN (NPP)		ARMANDO "MANDO" PEREZ- SERRATO (DEM)	
0018755														
Election Day	0	0.00%	0	0.00%	0	0.00%	16	84.21%	0	0.00%	0	0.00%	1	5.26%
Vote by Mail	0	0.00%	2	0.56%	5	1.40%	150	41.90%	34	9.50%	0	0.00%	10	2.79%
Canvass	0	0.00%	0	0.00%	0	0.00%	2	66.67%	0	0.00%	0	0.00%	0	0.00%
Total	0	0.00%	2	0.53%	5	1.32%	168	44.21%	34	8.95%	0	0.00%	11	2.89%
0019015														
Election Day	0	0.00%	0	0.00%	0	0.00%	3	27.27%	0	0.00%	0	0.00%	0	0.00%
Vote by Mail	0	0.00%	2	0.99%	0	0.00%	74	36.45%	24	11.82%	0	0.00%	1	0.49%
Canvass	0	0.00%	0	0.00%	0	0.00%	0	0.00%	1	50.00%	0	0.00%	0	0.00%
Total	0	0.00%	2	0.93%	0	0.00%	77	35.65%	25	11.57%	0	0.00%	1	0.46%
0019049														
Election Day	0	0.00%	0	0.00%	1	8.33%	5	41.67%	1	8.33%	0	0.00%	0	0.00%
Vote by Mail	0	0.00%	2	0.72%	2	0.72%	89	31.90%	12	4.30%	0	0.00%	13	4.66%
Canvass	0		0		0		0		0		0		0	
Total	0	0.00%	2	0.69%	3	1.03%	94	32.30%	13	4.47%	0	0.00%	13	4.47%
0019126														
Election Day	0	0.00%	0	0.00%	0	0.00%	11	64.71%	0	0.00%	0	0.00%	0	0.00%
Vote by Mail	0	0.00%	0	0.00%	6	2.64%	82	36.12%	29	12.78%	1	0.44%	4	1.76%
Canvass	0	0.00%	0	0.00%	0	0.00%	2	100.00%	0	0.00%	0	0.00%	0	0.00%
Total	0	0.00%	0	0.00%	6	2.44%	95	38.62%	29	11.79%	1	0.41%	4	1.63%
0019236														
Election Day	0	0.00%	0	0.00%	0	0.00%	11	44.00%	0	0.00%	0	0.00%	0	0.00%
Vote by Mail	0	0.00%	2	0.76%	3	1.14%	87	33.08%	27	10.27%	0	0.00%	8	3.04%
Canvass	0	0.00%	0	0.00%	0	0.00%	0	0.00%	0	0.00%	0	0.00%	0	0.00%
Total	0	0.00%	2	0.69%	3	1.04%	98	33.91%	27	9.34%	0	0.00%	8	2.77%
0019282														
Election Day	0	0.00%	1	2.56%	1	2.56%	22	56.41%	0	0.00%	0	0.00%	0	0.00%
Vote by Mail	0	0.00%	4	0.95%	4	0.95%	180	42.76%	38	9.03%	0	0.00%	7	1.66%
Canvass	0	0.00%	0	0.00%	0	0.00%	0	0.00%	0	0.00%	0	0.00%	0	0.00%
Total	0	0.00%	5	1.08%	5	1.08%	202	43.72%	38	8.23%	0	0.00%	7	1.52%

Precinct	JOHN COX (REP)		HEATHER COLLINS (G-P)		DANIEL WATTS (DEM)		NICKOLAS WILDSTAR (REP)		SARAH STEPHENS (REP)		DENVER STONER (REP)		JOE M. SYMMON (REP)	
0018755														
Election Day	0	0.00%	0	0.00%	0	0.00%	0	0.00%	0	0.00%	0	0.00%	0	0.00%
Vote by Mail	21	5.87%	2	0.56%	7	1.96%	1	0.28%	0	0.00%	0	0.00%	0	0.00%
Canvass	0	0.00%	0	0.00%	0	0.00%	0	0.00%	0	0.00%	0	0.00%	0	0.00%
Total	21	5.53%	2	0.53%	7	1.84%	1	0.26%	0	0.00%	0	0.00%	0	0.00%
0019015														
Election Day	0	0.00%	0	0.00%	1	9.09%	0	0.00%	0	0.00%	0	0.00%	0	0.00%
Vote by Mail	13	6.40%	1	0.49%	9	4.43%	0	0.00%	0	0.00%	0	0.00%	0	0.00%
Canvass	0	0.00%	0	0.00%	0	0.00%	0	0.00%	0	0.00%	0	0.00%	0	0.00%
Total	13	6.02%	1	0.46%	10	4.63%	0	0.00%	0	0.00%	0	0.00%	0	0.00%
0019049														
Election Day	0	0.00%	0	0.00%	0	0.00%	0	0.00%	0	0.00%	0	0.00%	0	0.00%
Vote by Mail	16	5.73%	0	0.00%	11	3.94%	2	0.72%	2	0.72%	1	0.36%	1	0.36%
Canvass	0	0.00%	0	0.00%	0	0.00%	0	0.00%	0	0.00%	0	0.00%	0	0.00%
Total	16	5.50%	0	0.00%	11	3.78%	2	0.69%	2	0.69%	1	0.34%	1	0.34%
0019126														
Election Day	0	0.00%	0	0.00%	0	0.00%	0	0.00%	0	0.00%	0	0.00%	0	0.00%
Vote by Mail	7	3.08%	0	0.00%	7	3.08%	0	0.00%	2	0.88%	0	0.00%	1	0.44%
Canvass	0	0.00%	0	0.00%	0	0.00%	0	0.00%	0	0.00%	0	0.00%	0	0.00%
Total	7	2.85%	0	0.00%	7	2.85%	0	0.00%	2	0.81%	0	0.00%	1	0.41%
0019236														
Election Day	0	0.00%	0	0.00%	1	4.00%	0	0.00%	0	0.00%	0	0.00%	0	0.00%
Vote by Mail	15	5.70%	3	1.14%	10	3.80%	0	0.00%	1	0.38%	0	0.00%	0	0.00%
Canvass	0	0.00%	0	0.00%	0	0.00%	0	0.00%	0	0.00%	0	0.00%	0	0.00%
Total	15	5.19%	3	1.04%	11	3.81%	0	0.00%	1	0.35%	0	0.00%	0	0.00%
0019282														
Election Day	0	0.00%	0	0.00%	0	0.00%	0	0.00%	0	0.00%	0	0.00%	0	0.00%
Vote by Mail	16	3.80%	3	0.71%	6	1.43%	1	0.24%	0	0.00%	1	0.24%	0	0.00%
Canvass	0	0.00%	0	0.00%	0	0.00%	0	0.00%	0	0.00%	0	0.00%	0	0.00%
Total	16	3.46%	3	0.65%	6	1.30%	1	0.22%	0	0.00%	1	0.22%	0	0.00%

Precinct	MAJOR SINGH (NPP)		DOUG OSE (REP)		Write-in		Total Votes	ROXANNE Qualified Write In		STACY SMITH Qualified Write In		MAJOR WILLIAMS Qualified Write In	
0018755													
Election Day	0	0.00%	0	0.00%	0	0.00%	19	0	0.00%	0	0.00%	0	0.00%
Vote by Mail	1	0.28%	0	0.00%	1	0.28%	358	0	0.00%	0	0.00%	1	0.28%
Canvass	0	0.00%	0	0.00%	0	0.00%	3	0	0.00%	0	0.00%	0	0.00%
Total	1	0.26%	0	0.00%	1	0.26%	380	0	0.00%	0	0.00%	1	0.26%
0019015													
Election Day	0	0.00%	0	0.00%	0	0.00%	11	0	0.00%	0	0.00%	0	0.00%
Vote by Mail	0	0.00%	1	0.49%	3	1.48%	203	0	0.00%	0	0.00%	3	1.48%
Canvass	0	0.00%	0	0.00%	0	0.00%	2	0	0.00%	0	0.00%	0	0.00%
Total	0	0.00%	1	0.46%	3	1.39%	216	0	0.00%	0	0.00%	3	1.39%
0019049													
Election Day	0	0.00%	0	0.00%	0	0.00%	12	0	0.00%	0	0.00%	0	0.00%
Vote by Mail	0	0.00%	4	1.43%	1	0.36%	279	0	0.00%	0	0.00%	1	0.36%
Canvass	0		0		0		0	0		0		0	
Total	0	0.00%	4	1.37%	1	0.34%	291	0	0.00%	0	0.00%	1	0.34%
0019126													
Election Day	0	0.00%	0	0.00%	0	0.00%	17	0	0.00%	0	0.00%	0	0.00%
Vote by Mail	1	0.44%	1	0.44%	0	0.00%	227	0	0.00%	0	0.00%	0	0.00%
Canvass	0	0.00%	0	0.00%	0	0.00%	2	0	0.00%	0	0.00%	0	0.00%
Total	1	0.41%	1	0.41%	0	0.00%	246	0	0.00%	0	0.00%	0	0.00%
0019236													
Election Day	0	0.00%	1	4.00%	0	0.00%	25	0	0.00%	0	0.00%	0	0.00%
Vote by Mail	0	0.00%	3	1.14%	1	0.38%	263	0	0.00%	0	0.00%	1	0.38%
Canvass	0	0.00%	0	0.00%	0	0.00%	1	0	0.00%	0	0.00%	0	0.00%
Total	0	0.00%	4	1.38%	1	0.35%	289	0	0.00%	0	0.00%	1	0.35%
0019282													
Election Day	0	0.00%	0	0.00%	0	0.00%	39	0	0.00%	0	0.00%	0	0.00%
Vote by Mail	2	0.48%	9	2.14%	0	0.00%	421	0	0.00%	0	0.00%	0	0.00%
Canvass	0	0.00%	0	0.00%	0	0.00%	2	0	0.00%	0	0.00%	0	0.00%
Total	2	0.43%	9	1.95%	0	0.00%	462	0	0.00%	0	0.00%	0	0.00%

Precinct	THUY E. HUGENS Qualified Write In		MIKI HABRYN Qualified Write In		VINCE LUNDGREN Qualified Write In		VIVEK B. MOHAN Qualified Write In	
0018755								
Election Day	0	0.00%	0	0.00%	0	0.00%	0	0.00%
Vote by Mail	0	0.00%	0	0.00%	0	0.00%	0	0.00%
Canvass	0	0.00%	0	0.00%	0	0.00%	0	0.00%
Total	0	0.00%	0	0.00%	0	0.00%	0	0.00%
0019015								
Election Day	0	0.00%	0	0.00%	0	0.00%	0	0.00%
Vote by Mail	0	0.00%	0	0.00%	0	0.00%	0	0.00%
Canvass	0	0.00%	0	0.00%	0	0.00%	0	0.00%
Total	0	0.00%	0	0.00%	0	0.00%	0	0.00%
0019049								
Election Day	0	0.00%	0	0.00%	0	0.00%	0	0.00%
Vote by Mail	0	0.00%	0	0.00%	0	0.00%	0	0.00%
Canvass	0		0		0		0	
Total	0	0.00%	0	0.00%	0	0.00%	0	0.00%
0019126								
Election Day	0	0.00%	0	0.00%	0	0.00%	0	0.00%
Vote by Mail	0	0.00%	0	0.00%	0	0.00%	0	0.00%
Canvass	0	0.00%	0	0.00%	0	0.00%	0	0.00%
Total	0	0.00%	0	0.00%	0	0.00%	0	0.00%
0019236								
Election Day	0	0.00%	0	0.00%	0	0.00%	0	0.00%
Vote by Mail	0	0.00%	0	0.00%	0	0.00%	0	0.00%
Canvass	0	0.00%	0	0.00%	0	0.00%	0	0.00%
Total	0	0.00%	0	0.00%	0	0.00%	0	0.00%
0019282								
Election Day	0	0.00%	0	0.00%	0	0.00%	0	0.00%
Vote by Mail	0	0.00%	0	0.00%	0	0.00%	0	0.00%
Canvass	0	0.00%	0	0.00%	0	0.00%	0	0.00%
Total	0	0.00%	0	0.00%	0	0.00%	0	0.00%

Precinct	Times Cast	Registered Voters	Undervotes	Overvotes
0019319				
Election Day	39	1,693	12	0
Vote by Mail	646	1,693	397	6
Canvass	7	1,693	1	0
Total	692	1,693	410	6
0019354				
Election Day	29	1,467	13	2
Vote by Mail	543	1,467	261	3
Canvass	13	1,467	6	0
Total	585	1,467	280	5
0019403				
Election Day	32	1,537	8	0
Vote by Mail	587	1,537	319	5
Canvass	9	1,537	3	0
Total	628	1,537	330	5
0019427				
Election Day	39	1,768	11	0
Vote by Mail	675	1,768	328	3
Canvass	3	1,768	1	0
Total	717	1,768	340	3
0019577				
Election Day	12	915	4	0
Vote by Mail	390	915	183	3
Canvass	4	915	0	0
Total	406	915	187	3
0019622				
Election Day	38	1,872	12	0
Vote by Mail	1,037	1,872	511	0
Canvass	4	1,872	1	0
Total	1,079	1,872	524	0

Precinct	DAN KAPELOVITZ (G-P)		KEVIN K. KAUL (NPP)	
0019319				
Election Day	0	0.00%	0	0.00%
Vote by Mail	1	0.41%	1	0.41%
Canvass	0	0.00%	0	0.00%
Total	1	0.36%	1	0.36%
0019354				
Election Day	0	0.00%	0	0.00%
Vote by Mail	7	2.51%	0	0.00%
Canvass	0	0.00%	0	0.00%
Total	7	2.33%	0	0.00%
0019403				
Election Day	0	0.00%	0	0.00%
Vote by Mail	4	1.52%	0	0.00%
Canvass	0	0.00%	0	0.00%
Total	4	1.37%	0	0.00%
0019427				
Election Day	0	0.00%	0	0.00%
Vote by Mail	2	0.58%	1	0.29%
Canvass	1	50.00%	0	0.00%
Total	3	0.80%	1	0.27%
0019577				
Election Day	0	0.00%	0	0.00%
Vote by Mail	2	0.98%	0	0.00%
Canvass	0	0.00%	0	0.00%
Total	2	0.93%	0	0.00%
0019622				
Election Day	1	3.85%	0	0.00%
Vote by Mail	6	1.14%	2	0.38%
Canvass	0	0.00%	0	0.00%
Total	7	1.26%	2	0.36%

Precinct	CHAUNCEY "SLIM" KILLENS (REP)		KEVIN KILEY (REP)		PATRICK KILPATRICK (DEM)		ANTHONY TRIMINO (REP)		JOEL VENTRESCA (DEM)		KEVIN L. FAULCONER (REP)		RHONDA FURIN (REP)	
0019319														
Election Day	0	0.00%	2	7.41%	0	0.00%	1	3.70%	2	7.41%	2	7.41%	0	0.00%
Vote by Mail	0	0.00%	10	4.12%	1	0.41%	0	0.00%	14	5.76%	10	4.12%	0	0.00%
Canvass	0	0.00%	0	0.00%	0	0.00%	1	16.67%	1	16.67%	0	0.00%	0	0.00%
Total	0	0.00%	12	4.35%	1	0.36%	2	0.72%	17	6.16%	12	4.35%	0	0.00%
0019354														
Election Day	0	0.00%	3	21.43%	0	0.00%	0	0.00%	1	7.14%	1	7.14%	0	0.00%
Vote by Mail	0	0.00%	7	2.51%	2	0.72%	1	0.36%	19	6.81%	15	5.38%	1	0.36%
Canvass	0	0.00%	0	0.00%	0	0.00%	0	0.00%	0	0.00%	0	0.00%	0	0.00%
Total	0	0.00%	10	3.33%	2	0.67%	1	0.33%	20	6.67%	16	5.33%	1	0.33%
0019403														
Election Day	0	0.00%	0	0.00%	1	4.17%	1	4.17%	3	12.50%	1	4.17%	0	0.00%
Vote by Mail	0	0.00%	9	3.42%	0	0.00%	0	0.00%	28	10.65%	15	5.70%	0	0.00%
Canvass	0	0.00%	0	0.00%	0	0.00%	0	0.00%	1	16.67%	1	16.67%	0	0.00%
Total	0	0.00%	9	3.07%	1	0.34%	1	0.34%	32	10.92%	17	5.80%	0	0.00%
0019427														
Election Day	0	0.00%	0	0.00%	0	0.00%	0	0.00%	0	0.00%	0	0.00%	0	0.00%
Vote by Mail	2	0.58%	11	3.20%	1	0.29%	3	0.87%	30	8.72%	16	4.65%	1	0.29%
Canvass	0	0.00%	0	0.00%	0	0.00%	0	0.00%	0	0.00%	0	0.00%	0	0.00%
Total	2	0.53%	11	2.94%	1	0.27%	3	0.80%	30	8.02%	16	4.28%	1	0.27%
0019577														
Election Day	0	0.00%	0	0.00%	0	0.00%	2	25.00%	0	0.00%	0	0.00%	0	0.00%
Vote by Mail	0	0.00%	11	5.39%	3	1.47%	0	0.00%	9	4.41%	12	5.88%	1	0.49%
Canvass	0	0.00%	0	0.00%	0	0.00%	0	0.00%	0	0.00%	0	0.00%	0	0.00%
Total	0	0.00%	11	5.09%	3	1.39%	2	0.93%	9	4.17%	12	5.56%	1	0.46%
0019622														
Election Day	0	0.00%	1	3.85%	0	0.00%	0	0.00%	0	0.00%	1	3.85%	0	0.00%
Vote by Mail	0	0.00%	22	4.18%	4	0.76%	0	0.00%	28	5.32%	58	11.03%	0	0.00%
Canvass	0	0.00%	0	0.00%	0	0.00%	0	0.00%	0	0.00%	0	0.00%	0	0.00%
Total	0	0.00%	23	4.14%	4	0.72%	0	0.00%	28	5.05%	59	10.63%	0	0.00%

Precinct	ROBERT C. NEWMAN II (REP)		DENNIS RICHTER (NPP)		BRANDON M. ROSS (DEM)		SAM L. GALLUCCI (REP)		TED GAINES (REP)		CAITLYN JENNER (REP)		LEO S. ZACKY (REP)	
0019319														
Election Day	0	0.00%	0	0.00%	2	7.41%	0	0.00%	1	3.70%	0	0.00%	0	0.00%
Vote by Mail	2	0.82%	0	0.00%	18	7.41%	0	0.00%	2	0.82%	3	1.23%	1	0.41%
Canvass	0	0.00%	0	0.00%	0	0.00%	0	0.00%	0	0.00%	0	0.00%	0	0.00%
Total	2	0.72%	0	0.00%	20	7.25%	0	0.00%	3	1.09%	3	1.09%	1	0.36%
0019354														
Election Day	0	0.00%	0	0.00%	1	7.14%	0	0.00%	0	0.00%	0	0.00%	0	0.00%
Vote by Mail	0	0.00%	1	0.36%	6	2.15%	1	0.36%	5	1.79%	2	0.72%	0	0.00%
Canvass	0	0.00%	0	0.00%	1	14.29%	0	0.00%	0	0.00%	0	0.00%	0	0.00%
Total	0	0.00%	1	0.33%	8	2.67%	1	0.33%	5	1.67%	2	0.67%	0	0.00%
0019403														
Election Day	0	0.00%	0	0.00%	1	4.17%	0	0.00%	0	0.00%	0	0.00%	0	0.00%
Vote by Mail	1	0.38%	0	0.00%	12	4.56%	0	0.00%	2	0.76%	5	1.90%	0	0.00%
Canvass	0	0.00%	0	0.00%	0	0.00%	0	0.00%	0	0.00%	0	0.00%	0	0.00%
Total	1	0.34%	0	0.00%	13	4.44%	0	0.00%	2	0.68%	5	1.71%	0	0.00%
0019427														
Election Day	0	0.00%	1	3.57%	2	7.14%	0	0.00%	1	3.57%	1	3.57%	0	0.00%
Vote by Mail	1	0.29%	0	0.00%	26	7.56%	0	0.00%	10	2.91%	8	2.33%	1	0.29%
Canvass	0	0.00%	0	0.00%	0	0.00%	0	0.00%	0	0.00%	0	0.00%	0	0.00%
Total	1	0.27%	1	0.27%	28	7.49%	0	0.00%	11	2.94%	9	2.41%	1	0.27%
0019577														
Election Day	0	0.00%	1	12.50%	1	12.50%	0	0.00%	0	0.00%	0	0.00%	0	0.00%
Vote by Mail	2	0.98%	0	0.00%	12	5.88%	0	0.00%	3	1.47%	3	1.47%	0	0.00%
Canvass	0	0.00%	0	0.00%	0	0.00%	0	0.00%	0	0.00%	0	0.00%	0	0.00%
Total	2	0.93%	1	0.46%	13	6.02%	0	0.00%	3	1.39%	3	1.39%	0	0.00%
0019622														
Election Day	0	0.00%	0	0.00%	1	3.85%	0	0.00%	0	0.00%	0	0.00%	0	0.00%
Vote by Mail	2	0.38%	2	0.38%	36	6.84%	0	0.00%	6	1.14%	8	1.52%	0	0.00%
Canvass	0	0.00%	0	0.00%	0	0.00%	0	0.00%	0	0.00%	0	0.00%	0	0.00%
Total	2	0.36%	2	0.36%	37	6.67%	0	0.00%	6	1.08%	8	1.44%	0	0.00%

Precinct	JENNY RAE LE ROUX (REP)		DAVID LOZANO (REP)		STEVE CHAVEZ LODGE (REP)		MICHAEL LOEBBS (NPP)		DENIS LUCEY (NPP)		DIEGO MARTINEZ (REP)		JEREMIAH "JEREMY" MARCINIAK (NPP)	
0019319														
Election Day	0	0.00%	0	0.00%	0	0.00%	0	0.00%	0	0.00%	1	3.70%	0	0.00%
Vote by Mail	3	1.23%	0	0.00%	0	0.00%	2	0.82%	0	0.00%	0	0.00%	0	0.00%
Canvass	0	0.00%	0	0.00%	0	0.00%	0	0.00%	0	0.00%	0	0.00%	0	0.00%
Total	3	1.09%	0	0.00%	0	0.00%	2	0.72%	0	0.00%	1	0.36%	0	0.00%
0019354														
Election Day	0	0.00%	0	0.00%	0	0.00%	0	0.00%	0	0.00%	0	0.00%	0	0.00%
Vote by Mail	0	0.00%	0	0.00%	0	0.00%	2	0.72%	0	0.00%	4	1.43%	0	0.00%
Canvass	0	0.00%	0	0.00%	0	0.00%	0	0.00%	0	0.00%	0	0.00%	0	0.00%
Total	0	0.00%	0	0.00%	0	0.00%	2	0.67%	0	0.00%	4	1.33%	0	0.00%
0019403														
Election Day	0	0.00%	0	0.00%	0	0.00%	0	0.00%	0	0.00%	0	0.00%	0	0.00%
Vote by Mail	0	0.00%	0	0.00%	3	1.14%	0	0.00%	0	0.00%	1	0.38%	0	0.00%
Canvass	0	0.00%	0	0.00%	0	0.00%	0	0.00%	0	0.00%	0	0.00%	0	0.00%
Total	0	0.00%	0	0.00%	3	1.02%	0	0.00%	0	0.00%	1	0.34%	0	0.00%
0019427														
Election Day	0	0.00%	0	0.00%	0	0.00%	0	0.00%	0	0.00%	1	3.57%	0	0.00%
Vote by Mail	1	0.29%	0	0.00%	3	0.87%	3	0.87%	0	0.00%	1	0.29%	0	0.00%
Canvass	0	0.00%	0	0.00%	0	0.00%	0	0.00%	0	0.00%	0	0.00%	0	0.00%
Total	1	0.27%	0	0.00%	3	0.80%	3	0.80%	0	0.00%	2	0.53%	0	0.00%
0019577														
Election Day	0	0.00%	0	0.00%	0	0.00%	0	0.00%	0	0.00%	0	0.00%	0	0.00%
Vote by Mail	0	0.00%	0	0.00%	2	0.98%	0	0.00%	0	0.00%	1	0.49%	0	0.00%
Canvass	0	0.00%	0	0.00%	0	0.00%	0	0.00%	0	0.00%	0	0.00%	0	0.00%
Total	0	0.00%	0	0.00%	2	0.93%	0	0.00%	0	0.00%	1	0.46%	0	0.00%
0019622														
Election Day	0	0.00%	0	0.00%	0	0.00%	0	0.00%	0	0.00%	0	0.00%	0	0.00%
Vote by Mail	1	0.19%	0	0.00%	0	0.00%	3	0.57%	0	0.00%	0	0.00%	0	0.00%
Canvass	0	0.00%	0	0.00%	0	0.00%	0	0.00%	0	0.00%	0	0.00%	0	0.00%
Total	1	0.18%	0	0.00%	0	0.00%	3	0.54%	0	0.00%	0	0.00%	0	0.00%

Precinct	DANIEL MERCURI (REP)		JACQUELINE MCGOWAN (DEM)		DAVID MOORE (NPP)		DAVID ALEXANDER BRAMANTE (REP)		HOLLY L. BAADE (DEM)		ANGELYNE (NPP)		JAMES G. HANINK (NPP)	
0019319														
Election Day	0	0.00%	0	0.00%	0	0.00%	0	0.00%	1	3.70%	0	0.00%	0	0.00%
Vote by Mail	0	0.00%	12	4.94%	1	0.41%	0	0.00%	3	1.23%	0	0.00%	1	0.41%
Canvass	0	0.00%	0	0.00%	0	0.00%	0	0.00%	0	0.00%	0	0.00%	0	0.00%
Total	0	0.00%	12	4.35%	1	0.36%	0	0.00%	4	1.45%	0	0.00%	1	0.36%
0019354														
Election Day	0	0.00%	0	0.00%	0	0.00%	0	0.00%	1	7.14%	0	0.00%	0	0.00%
Vote by Mail	2	0.72%	21	7.53%	2	0.72%	0	0.00%	5	1.79%	2	0.72%	0	0.00%
Canvass	0	0.00%	0	0.00%	0	0.00%	0	0.00%	1	14.29%	0	0.00%	0	0.00%
Total	2	0.67%	21	7.00%	2	0.67%	0	0.00%	7	2.33%	2	0.67%	0	0.00%
0019403														
Election Day	0	0.00%	1	4.17%	0	0.00%	0	0.00%	0	0.00%	0	0.00%	0	0.00%
Vote by Mail	0	0.00%	10	3.80%	1	0.38%	0	0.00%	4	1.52%	1	0.38%	0	0.00%
Canvass	0	0.00%	0	0.00%	0	0.00%	0	0.00%	0	0.00%	0	0.00%	0	0.00%
Total	0	0.00%	11	3.75%	1	0.34%	0	0.00%	4	1.37%	1	0.34%	0	0.00%
0019427														
Election Day	0	0.00%	1	3.57%	0	0.00%	0	0.00%	0	0.00%	0	0.00%	0	0.00%
Vote by Mail	0	0.00%	16	4.65%	1	0.29%	0	0.00%	7	2.03%	2	0.58%	1	0.29%
Canvass	0	0.00%	0	0.00%	0	0.00%	0	0.00%	0	0.00%	0	0.00%	0	0.00%
Total	0	0.00%	17	4.55%	1	0.27%	0	0.00%	7	1.87%	2	0.53%	1	0.27%
0019577														
Election Day	0	0.00%	0	0.00%	0	0.00%	0	0.00%	0	0.00%	0	0.00%	0	0.00%
Vote by Mail	1	0.49%	3	1.47%	0	0.00%	0	0.00%	3	1.47%	4	1.96%	0	0.00%
Canvass	0	0.00%	0	0.00%	0	0.00%	0	0.00%	0	0.00%	0	0.00%	0	0.00%
Total	1	0.46%	3	1.39%	0	0.00%	0	0.00%	3	1.39%	4	1.85%	0	0.00%
0019622														
Election Day	0	0.00%	0	0.00%	0	0.00%	0	0.00%	3	11.54%	0	0.00%	0	0.00%
Vote by Mail	0	0.00%	13	2.47%	1	0.19%	0	0.00%	4	0.76%	3	0.57%	1	0.19%
Canvass	0	0.00%	0	0.00%	0	0.00%	0	0.00%	0	0.00%	0	0.00%	0	0.00%
Total	0	0.00%	13	2.34%	1	0.18%	0	0.00%	7	1.26%	3	0.54%	1	0.18%

Precinct	DAVID HILLBERG (REP)		JEFF HEWITT (LIB)		JOHN R. DRAKE (DEM)		LARRY A. ELDER (REP)		KEVIN PAFFRATH (DEM)		ADAM PAPAGAN (NPP)		ARMANDO "MANDO" PEREZ- SERRATO (DEM)	
0019319														
Election Day	0	0.00%	0	0.00%	0	0.00%	14	51.85%	0	0.00%	0	0.00%	0	0.00%
Vote by Mail	0	0.00%	0	0.00%	3	1.23%	83	34.16%	31	12.76%	0	0.00%	12	4.94%
Canvass	0	0.00%	1	16.67%	0	0.00%	2	33.33%	1	16.67%	0	0.00%	0	0.00%
Total	0	0.00%	1	0.36%	3	1.09%	99	35.87%	32	11.59%	0	0.00%	12	4.35%
0019354														
Election Day	0	0.00%	0	0.00%	0	0.00%	6	42.86%	0	0.00%	0	0.00%	0	0.00%
Vote by Mail	0	0.00%	6	2.15%	6	2.15%	115	41.22%	22	7.89%	0	0.00%	6	2.15%
Canvass	0	0.00%	0	0.00%	0	0.00%	5	71.43%	0	0.00%	0	0.00%	0	0.00%
Total	0	0.00%	6	2.00%	6	2.00%	126	42.00%	22	7.33%	0	0.00%	6	2.00%
0019403														
Election Day	0	0.00%	1	4.17%	0	0.00%	14	58.33%	0	0.00%	0	0.00%	0	0.00%
Vote by Mail	0	0.00%	3	1.14%	6	2.28%	97	36.88%	18	6.84%	1	0.38%	2	0.76%
Canvass	0	0.00%	0	0.00%	0	0.00%	3	50.00%	1	16.67%	0	0.00%	0	0.00%
Total	0	0.00%	4	1.37%	6	2.05%	114	38.91%	19	6.48%	1	0.34%	2	0.68%
0019427														
Election Day	0	0.00%	0	0.00%	0	0.00%	15	53.57%	2	7.14%	0	0.00%	0	0.00%
Vote by Mail	0	0.00%	4	1.16%	7	2.03%	108	31.40%	29	8.43%	0	0.00%	7	2.03%
Canvass	0	0.00%	0	0.00%	0	0.00%	1	50.00%	0	0.00%	0	0.00%	0	0.00%
Total	0	0.00%	4	1.07%	7	1.87%	124	33.16%	31	8.29%	0	0.00%	7	1.87%
0019577														
Election Day	0	0.00%	0	0.00%	0	0.00%	3	37.50%	1	12.50%	0	0.00%	0	0.00%
Vote by Mail	0	0.00%	2	0.98%	2	0.98%	86	42.16%	16	7.84%	0	0.00%	4	1.96%
Canvass	0	0.00%	0	0.00%	0	0.00%	4	100.00%	0	0.00%	0	0.00%	0	0.00%
Total	0	0.00%	2	0.93%	2	0.93%	93	43.06%	17	7.87%	0	0.00%	4	1.85%
0019622														
Election Day	0	0.00%	0	0.00%	0	0.00%	15	57.69%	1	3.85%	0	0.00%	1	3.85%
Vote by Mail	0	0.00%	5	0.95%	4	0.76%	170	32.32%	68	12.93%	0	0.00%	4	0.76%
Canvass	0	0.00%	1	33.33%	0	0.00%	1	33.33%	0	0.00%	0	0.00%	0	0.00%
Total	0	0.00%	6	1.08%	4	0.72%	186	33.51%	69	12.43%	0	0.00%	5	0.90%

Precinct	JOHN COX (REP)		HEATHER COLLINS (G-P)		DANIEL WATTS (DEM)		NICKOLAS WILDSTAR (REP)		SARAH STEPHENS (REP)		DENVER STONER (REP)		JOE M. SYMMON (REP)	
0019319														
Election Day	1	3.70%	0	0.00%	0	0.00%	0	0.00%	0	0.00%	0	0.00%	0	0.00%
Vote by Mail	16	6.58%	2	0.82%	6	2.47%	0	0.00%	0	0.00%	0	0.00%	0	0.00%
Canvass	0	0.00%	0	0.00%	0	0.00%	0	0.00%	0	0.00%	0	0.00%	0	0.00%
Total	17	6.16%	2	0.72%	6	2.17%	0	0.00%	0	0.00%	0	0.00%	0	0.00%
0019354														
Election Day	0	0.00%	0	0.00%	1	7.14%	0	0.00%	0	0.00%	0	0.00%	0	0.00%
Vote by Mail	10	3.58%	2	0.72%	4	1.43%	0	0.00%	0	0.00%	0	0.00%	0	0.00%
Canvass	0	0.00%	0	0.00%	0	0.00%	0	0.00%	0	0.00%	0	0.00%	0	0.00%
Total	10	3.33%	2	0.67%	5	1.67%	0	0.00%	0	0.00%	0	0.00%	0	0.00%
0019403														
Election Day	0	0.00%	0	0.00%	1	4.17%	0	0.00%	0	0.00%	0	0.00%	0	0.00%
Vote by Mail	15	5.70%	7	2.66%	7	2.66%	0	0.00%	1	0.38%	2	0.76%	0	0.00%
Canvass	0	0.00%	0	0.00%	0	0.00%	0	0.00%	0	0.00%	0	0.00%	0	0.00%
Total	15	5.12%	7	2.39%	8	2.73%	0	0.00%	1	0.34%	2	0.68%	0	0.00%
0019427														
Election Day	3	10.71%	1	3.57%	0	0.00%	0	0.00%	0	0.00%	0	0.00%	0	0.00%
Vote by Mail	25	7.27%	3	0.87%	6	1.74%	1	0.29%	0	0.00%	1	0.29%	0	0.00%
Canvass	0	0.00%	0	0.00%	0	0.00%	0	0.00%	0	0.00%	0	0.00%	0	0.00%
Total	28	7.49%	4	1.07%	6	1.60%	1	0.27%	0	0.00%	1	0.27%	0	0.00%
0019577														
Election Day	0	0.00%	0	0.00%	0	0.00%	0	0.00%	0	0.00%	0	0.00%	0	0.00%
Vote by Mail	4	1.96%	1	0.49%	11	5.39%	0	0.00%	1	0.49%	0	0.00%	0	0.00%
Canvass	0	0.00%	0	0.00%	0	0.00%	0	0.00%	0	0.00%	0	0.00%	0	0.00%
Total	4	1.85%	1	0.46%	11	5.09%	0	0.00%	1	0.46%	0	0.00%	0	0.00%
0019622														
Election Day	2	7.69%	0	0.00%	0	0.00%	0	0.00%	0	0.00%	0	0.00%	0	0.00%
Vote by Mail	37	7.03%	10	1.90%	16	3.04%	0	0.00%	0	0.00%	0	0.00%	0	0.00%
Canvass	1	33.33%	0	0.00%	0	0.00%	0	0.00%	0	0.00%	0	0.00%	0	0.00%
Total	40	7.21%	10	1.80%	16	2.88%	0	0.00%	0	0.00%	0	0.00%	0	0.00%

Precinct	MAJOR SINGH (NPP)		DOUG OSE (REP)		Write-in		Total Votes	ROXANNE Qualified Write In		STACY SMITH Qualified Write In		MAJOR WILLIAMS Qualified Write In	
0019319													
Election Day	0	0.00%	0	0.00%	0	0.00%	27	0	0.00%	0	0.00%	0	0.00%
Vote by Mail	3	1.23%	2	0.82%	0	0.00%	243	0	0.00%	0	0.00%	0	0.00%
Canvass	0	0.00%	0	0.00%	0	0.00%	6	0	0.00%	0	0.00%	0	0.00%
Total	3	1.09%	2	0.72%	0	0.00%	276	0	0.00%	0	0.00%	0	0.00%
0019354													
Election Day	0	0.00%	0	0.00%	0	0.00%	14	0	0.00%	0	0.00%	0	0.00%
Vote by Mail	2	0.72%	1	0.36%	0	0.00%	279	0	0.00%	0	0.00%	0	0.00%
Canvass	0	0.00%	0	0.00%	0	0.00%	7	0	0.00%	0	0.00%	0	0.00%
Total	2	0.67%	1	0.33%	0	0.00%	300	0	0.00%	0	0.00%	0	0.00%
0019403													
Election Day	0	0.00%	0	0.00%	0	0.00%	24	0	0.00%	0	0.00%	0	0.00%
Vote by Mail	0	0.00%	6	2.28%	2	0.76%	263	0	0.00%	0	0.00%	2	0.76%
Canvass	0	0.00%	0	0.00%	0	0.00%	6	0	0.00%	0	0.00%	0	0.00%
Total	0	0.00%	6	2.05%	2	0.68%	293	0	0.00%	0	0.00%	2	0.68%
0019427													
Election Day	0	0.00%	0	0.00%	0	0.00%	28	0	0.00%	0	0.00%	0	0.00%
Vote by Mail	0	0.00%	5	1.45%	0	0.00%	344	0	0.00%	0	0.00%	0	0.00%
Canvass	0	0.00%	0	0.00%	0	0.00%	2	0	0.00%	0	0.00%	0	0.00%
Total	0	0.00%	5	1.34%	0	0.00%	374	0	0.00%	0	0.00%	0	0.00%
0019577													
Election Day	0	0.00%	0	0.00%	0	0.00%	8	0	0.00%	0	0.00%	0	0.00%
Vote by Mail	0	0.00%	5	2.45%	0	0.00%	204	0	0.00%	0	0.00%	0	0.00%
Canvass	0	0.00%	0	0.00%	0	0.00%	4	0	0.00%	0	0.00%	0	0.00%
Total	0	0.00%	5	2.31%	0	0.00%	216	0	0.00%	0	0.00%	0	0.00%
0019622													
Election Day	0	0.00%	0	0.00%	0	0.00%	26	0	0.00%	0	0.00%	0	0.00%
Vote by Mail	5	0.95%	6	1.14%	1	0.19%	526	0	0.00%	0	0.00%	1	0.19%
Canvass	0	0.00%	0	0.00%	0	0.00%	3	0	0.00%	0	0.00%	0	0.00%
Total	5	0.90%	6	1.08%	1	0.18%	555	0	0.00%	0	0.00%	1	0.18%

Precinct	THUY E. HUGENS Qualified Write In		MIKI HABRYN Qualified Write In		VINCE LUNDGREN Qualified Write In		VIVEK B. MOHAN Qualified Write In	
0019319								
Election Day	0	0.00%	0	0.00%	0	0.00%	0	0.00%
Vote by Mail	0	0.00%	0	0.00%	0	0.00%	0	0.00%
Canvass	0	0.00%	0	0.00%	0	0.00%	0	0.00%
Total	0	0.00%	0	0.00%	0	0.00%	0	0.00%
0019354								
Election Day	0	0.00%	0	0.00%	0	0.00%	0	0.00%
Vote by Mail	0	0.00%	0	0.00%	0	0.00%	0	0.00%
Canvass	0	0.00%	0	0.00%	0	0.00%	0	0.00%
Total	0	0.00%	0	0.00%	0	0.00%	0	0.00%
0019403								
Election Day	0	0.00%	0	0.00%	0	0.00%	0	0.00%
Vote by Mail	0	0.00%	0	0.00%	0	0.00%	0	0.00%
Canvass	0	0.00%	0	0.00%	0	0.00%	0	0.00%
Total	0	0.00%	0	0.00%	0	0.00%	0	0.00%
0019427								
Election Day	0	0.00%	0	0.00%	0	0.00%	0	0.00%
Vote by Mail	0	0.00%	0	0.00%	0	0.00%	0	0.00%
Canvass	0	0.00%	0	0.00%	0	0.00%	0	0.00%
Total	0	0.00%	0	0.00%	0	0.00%	0	0.00%
0019577								
Election Day	0	0.00%	0	0.00%	0	0.00%	0	0.00%
Vote by Mail	0	0.00%	0	0.00%	0	0.00%	0	0.00%
Canvass	0	0.00%	0	0.00%	0	0.00%	0	0.00%
Total	0	0.00%	0	0.00%	0	0.00%	0	0.00%
0019622								
Election Day	0	0.00%	0	0.00%	0	0.00%	0	0.00%
Vote by Mail	0	0.00%	0	0.00%	0	0.00%	0	0.00%
Canvass	0	0.00%	0	0.00%	0	0.00%	0	0.00%
Total	0	0.00%	0	0.00%	0	0.00%	0	0.00%

Precinct	Times Cast	Registered Voters	Undervotes	Overvotes
0019685				
Election Day	11	774	2	0
Vote by Mail	291	774	161	0
Canvass	12	774	2	0
Total	314	774	165	0
0019839				
Election Day	38	1,285	6	0
Vote by Mail	622	1,285	301	0
Canvass	9	1,285	3	0
Total	669	1,285	310	0
0021009				
Election Day	52	1,157	1	0
Vote by Mail	685	1,157	246	3
Canvass	1	1,157	1	0
Total	738	1,157	248	3
0021013				
Election Day	45	1,777	4	0
Vote by Mail	1,078	1,777	410	0
Canvass	6	1,777	1	0
Total	1,129	1,777	415	0
0021065				
Election Day	60	1,868	12	0
Vote by Mail	866	1,868	304	3
Canvass	5	1,868	2	0
Total	931	1,868	318	3
0021134				
Election Day	53	1,712	7	0
Vote by Mail	1,035	1,712	351	0
Canvass	4	1,712	0	0
Total	1,092	1,712	358	0

Precinct	DAN KAPELOVITZ (G-P)		KEVIN K. KAUL (NPP)	
0019685				
Election Day	0	0.00%	0	0.00%
Vote by Mail	2	1.54%	0	0.00%
Canvass	0	0.00%	0	0.00%
Total	2	1.34%	0	0.00%
0019839				
Election Day	0	0.00%	0	0.00%
Vote by Mail	3	0.93%	0	0.00%
Canvass	0	0.00%	0	0.00%
Total	3	0.84%	0	0.00%
0021009				
Election Day	0	0.00%	0	0.00%
Vote by Mail	1	0.23%	0	0.00%
Canvass	0		0	
Total	1	0.21%	0	0.00%
0021013				
Election Day	0	0.00%	0	0.00%
Vote by Mail	4	0.60%	0	0.00%
Canvass	0	0.00%	0	0.00%
Total	4	0.56%	0	0.00%
0021065				
Election Day	0	0.00%	0	0.00%
Vote by Mail	0	0.00%	0	0.00%
Canvass	0	0.00%	0	0.00%
Total	0	0.00%	0	0.00%
0021134				
Election Day	1	2.17%	0	0.00%
Vote by Mail	4	0.58%	1	0.15%
Canvass	0	0.00%	0	0.00%
Total	5	0.68%	1	0.14%

Precinct	CHAUNCEY "SLIM" KILLENS (REP)		KEVIN KILEY (REP)		PATRICK KILPATRICK (DEM)		ANTHONY TRIMINO (REP)		JOEL VENTRESCA (DEM)		KEVIN L. FAULCONER (REP)		RHONDA FURIN (REP)	
0019685														
Election Day	0	0.00%	0	0.00%	0	0.00%	0	0.00%	1	11.11%	0	0.00%	0	0.00%
Vote by Mail	0	0.00%	2	1.54%	4	3.08%	0	0.00%	12	9.23%	11	8.46%	0	0.00%
Canvass	0	0.00%	1	10.00%	0	0.00%	0	0.00%	4	40.00%	0	0.00%	0	0.00%
Total	0	0.00%	3	2.01%	4	2.68%	0	0.00%	17	11.41%	11	7.38%	0	0.00%
0019839														
Election Day	0	0.00%	0	0.00%	0	0.00%	0	0.00%	1	3.13%	2	6.25%	0	0.00%
Vote by Mail	1	0.31%	18	5.61%	3	0.93%	1	0.31%	13	4.05%	29	9.03%	0	0.00%
Canvass	0	0.00%	0	0.00%	0	0.00%	0	0.00%	0	0.00%	1	16.67%	0	0.00%
Total	1	0.28%	18	5.01%	3	0.84%	1	0.28%	14	3.90%	32	8.91%	0	0.00%
0021009														
Election Day	0	0.00%	3	5.88%	0	0.00%	0	0.00%	0	0.00%	1	1.96%	0	0.00%
Vote by Mail	0	0.00%	30	6.88%	4	0.92%	1	0.23%	14	3.21%	27	6.19%	0	0.00%
Canvass	0	0.00%	0	0.00%	0	0.00%	0	0.00%	0	0.00%	0	0.00%	0	0.00%
Total	0	0.00%	33	6.78%	4	0.82%	1	0.21%	14	2.87%	28	5.75%	0	0.00%
0021013														
Election Day	0	0.00%	3	7.32%	0	0.00%	1	2.44%	6	14.63%	0	0.00%	0	0.00%
Vote by Mail	0	0.00%	42	6.29%	7	1.05%	1	0.15%	22	3.29%	38	5.69%	1	0.15%
Canvass	0	0.00%	0	0.00%	0	0.00%	0	0.00%	1	20.00%	0	0.00%	0	0.00%
Total	0	0.00%	45	6.30%	7	0.98%	2	0.28%	29	4.06%	38	5.32%	1	0.14%
0021065														
Election Day	0	0.00%	6	12.50%	0	0.00%	0	0.00%	0	0.00%	0	0.00%	0	0.00%
Vote by Mail	2	0.36%	29	5.19%	7	1.25%	2	0.36%	23	4.11%	31	5.55%	0	0.00%
Canvass	0	0.00%	0	0.00%	0	0.00%	0	0.00%	0	0.00%	0	0.00%	0	0.00%
Total	2	0.33%	35	5.74%	7	1.15%	2	0.33%	23	3.77%	31	5.08%	0	0.00%
0021134														
Election Day	0	0.00%	2	4.35%	0	0.00%	0	0.00%	5	10.87%	0	0.00%	0	0.00%
Vote by Mail	0	0.00%	59	8.63%	3	0.44%	1	0.15%	21	3.07%	50	7.31%	0	0.00%
Canvass	0	0.00%	0	0.00%	0	0.00%	0	0.00%	1	25.00%	0	0.00%	0	0.00%
Total	0	0.00%	61	8.31%	3	0.41%	1	0.14%	27	3.68%	50	6.81%	0	0.00%

Precinct	ROBERT C. NEWMAN II (REP)		DENNIS RICHTER (NPP)		BRANDON M. ROSS (DEM)		SAM L. GALLUCCI (REP)		TED GAINES (REP)		CAITLYN JENNER (REP)		LEO S. ZACKY (REP)	
0019685														
Election Day	0	0.00%	0	0.00%	3	33.33%	0	0.00%	0	0.00%	0	0.00%	0	0.00%
Vote by Mail	0	0.00%	0	0.00%	6	4.62%	0	0.00%	1	0.77%	0	0.00%	0	0.00%
Canvass	0	0.00%	0	0.00%	0	0.00%	0	0.00%	0	0.00%	0	0.00%	0	0.00%
Total	0	0.00%	0	0.00%	9	6.04%	0	0.00%	1	0.67%	0	0.00%	0	0.00%
0019839														
Election Day	0	0.00%	0	0.00%	1	3.13%	0	0.00%	0	0.00%	0	0.00%	0	0.00%
Vote by Mail	0	0.00%	0	0.00%	20	6.23%	0	0.00%	4	1.25%	5	1.56%	0	0.00%
Canvass	0	0.00%	0	0.00%	0	0.00%	0	0.00%	0	0.00%	0	0.00%	0	0.00%
Total	0	0.00%	0	0.00%	21	5.85%	0	0.00%	4	1.11%	5	1.39%	0	0.00%
0021009														
Election Day	1	1.96%	0	0.00%	2	3.92%	0	0.00%	0	0.00%	0	0.00%	0	0.00%
Vote by Mail	1	0.23%	0	0.00%	14	3.21%	3	0.69%	10	2.29%	6	1.38%	2	0.46%
Canvass	0		0		0		0		0		0		0	
Total	2	0.41%	0	0.00%	16	3.29%	3	0.62%	10	2.05%	6	1.23%	2	0.41%
0021013														
Election Day	0	0.00%	0	0.00%	1	2.44%	0	0.00%	0	0.00%	0	0.00%	0	0.00%
Vote by Mail	0	0.00%	1	0.15%	26	3.89%	3	0.45%	12	1.80%	2	0.30%	0	0.00%
Canvass	0	0.00%	0	0.00%	0	0.00%	0	0.00%	0	0.00%	0	0.00%	0	0.00%
Total	0	0.00%	1	0.14%	27	3.78%	3	0.42%	12	1.68%	2	0.28%	0	0.00%
0021065														
Election Day	0	0.00%	0	0.00%	5	10.42%	0	0.00%	1	2.08%	0	0.00%	1	2.08%
Vote by Mail	0	0.00%	0	0.00%	13	2.33%	1	0.18%	7	1.25%	5	0.89%	1	0.18%
Canvass	0	0.00%	0	0.00%	0	0.00%	0	0.00%	0	0.00%	0	0.00%	0	0.00%
Total	0	0.00%	0	0.00%	18	2.95%	1	0.16%	8	1.31%	5	0.82%	2	0.33%
0021134														
Election Day	0	0.00%	0	0.00%	0	0.00%	0	0.00%	0	0.00%	0	0.00%	0	0.00%
Vote by Mail	0	0.00%	0	0.00%	28	4.09%	3	0.44%	17	2.49%	6	0.88%	2	0.29%
Canvass	0	0.00%	0	0.00%	0	0.00%	0	0.00%	0	0.00%	0	0.00%	0	0.00%
Total	0	0.00%	0	0.00%	28	3.81%	3	0.41%	17	2.32%	6	0.82%	2	0.27%

Precinct	JENNY RAE LE ROUX (REP)		DAVID LOZANO (REP)		STEVE CHAVEZ LODGE (REP)		MICHAEL LOEBBS (NPP)		DENIS LUCEY (NPP)		DIEGO MARTINEZ (REP)		JEREMIAH "JEREMY" MARCINIAK (NPP)	
0019685														
Election Day	0	0.00%	0	0.00%	0	0.00%	0	0.00%	0	0.00%	0	0.00%	0	0.00%
Vote by Mail	0	0.00%	0	0.00%	0	0.00%	2	1.54%	0	0.00%	1	0.77%	0	0.00%
Canvass	0	0.00%	0	0.00%	0	0.00%	0	0.00%	0	0.00%	0	0.00%	0	0.00%
Total	0	0.00%	0	0.00%	0	0.00%	2	1.34%	0	0.00%	1	0.67%	0	0.00%
0019839														
Election Day	0	0.00%	0	0.00%	0	0.00%	0	0.00%	0	0.00%	0	0.00%	0	0.00%
Vote by Mail	1	0.31%	0	0.00%	1	0.31%	3	0.93%	0	0.00%	0	0.00%	1	0.31%
Canvass	0	0.00%	0	0.00%	0	0.00%	0	0.00%	0	0.00%	0	0.00%	0	0.00%
Total	1	0.28%	0	0.00%	1	0.28%	3	0.84%	0	0.00%	0	0.00%	1	0.28%
0021009														
Election Day	0	0.00%	0	0.00%	0	0.00%	0	0.00%	0	0.00%	0	0.00%	0	0.00%
Vote by Mail	1	0.23%	0	0.00%	1	0.23%	2	0.46%	0	0.00%	1	0.23%	0	0.00%
Canvass	0		0		0		0		0		0		0	
Total	1	0.21%	0	0.00%	1	0.21%	2	0.41%	0	0.00%	1	0.21%	0	0.00%
0021013														
Election Day	0	0.00%	0	0.00%	0	0.00%	0	0.00%	0	0.00%	0	0.00%	0	0.00%
Vote by Mail	0	0.00%	0	0.00%	4	0.60%	2	0.30%	1	0.15%	0	0.00%	0	0.00%
Canvass	0	0.00%	0	0.00%	0	0.00%	0	0.00%	0	0.00%	0	0.00%	0	0.00%
Total	0	0.00%	0	0.00%	4	0.56%	2	0.28%	1	0.14%	0	0.00%	0	0.00%
0021065														
Election Day	0	0.00%	0	0.00%	0	0.00%	1	2.08%	0	0.00%	0	0.00%	0	0.00%
Vote by Mail	1	0.18%	0	0.00%	0	0.00%	0	0.00%	1	0.18%	0	0.00%	0	0.00%
Canvass	1	33.33%	0	0.00%	0	0.00%	0	0.00%	0	0.00%	0	0.00%	0	0.00%
Total	2	0.33%	0	0.00%	0	0.00%	1	0.16%	1	0.16%	0	0.00%	0	0.00%
0021134														
Election Day	0	0.00%	0	0.00%	0	0.00%	0	0.00%	0	0.00%	0	0.00%	0	0.00%
Vote by Mail	0	0.00%	2	0.29%	0	0.00%	2	0.29%	0	0.00%	0	0.00%	0	0.00%
Canvass	0	0.00%	0	0.00%	0	0.00%	0	0.00%	0	0.00%	0	0.00%	0	0.00%
Total	0	0.00%	2	0.27%	0	0.00%	2	0.27%	0	0.00%	0	0.00%	0	0.00%

Precinct	DANIEL MERCURI (REP)		JACQUELINE MCGOWAN (DEM)		DAVID MOORE (NPP)		DAVID ALEXANDER BRAMANTE (REP)		HOLLY L. BAADE (DEM)		ANGELYNE (NPP)		JAMES G. HANINK (NPP)	
0019685														
Election Day	0	0.00%	0	0.00%	0	0.00%	0	0.00%	0	0.00%	0	0.00%	0	0.00%
Vote by Mail	0	0.00%	13	10.00%	0	0.00%	0	0.00%	4	3.08%	0	0.00%	0	0.00%
Canvass	0	0.00%	1	10.00%	0	0.00%	0	0.00%	0	0.00%	0	0.00%	0	0.00%
Total	0	0.00%	14	9.40%	0	0.00%	0	0.00%	4	2.68%	0	0.00%	0	0.00%
0019839														
Election Day	0	0.00%	0	0.00%	0	0.00%	0	0.00%	0	0.00%	0	0.00%	0	0.00%
Vote by Mail	1	0.31%	8	2.49%	1	0.31%	0	0.00%	0	0.00%	1	0.31%	1	0.31%
Canvass	0	0.00%	0	0.00%	0	0.00%	0	0.00%	0	0.00%	1	16.67%	0	0.00%
Total	1	0.28%	8	2.23%	1	0.28%	0	0.00%	0	0.00%	2	0.56%	1	0.28%
0021009														
Election Day	0	0.00%	0	0.00%	0	0.00%	0	0.00%	0	0.00%	0	0.00%	0	0.00%
Vote by Mail	0	0.00%	9	2.06%	0	0.00%	0	0.00%	1	0.23%	0	0.00%	0	0.00%
Canvass	0		0		0		0		0		0		0	
Total	0	0.00%	9	1.85%	0	0.00%	0	0.00%	1	0.21%	0	0.00%	0	0.00%
0021013														
Election Day	0	0.00%	0	0.00%	0	0.00%	0	0.00%	0	0.00%	0	0.00%	0	0.00%
Vote by Mail	0	0.00%	11	1.65%	1	0.15%	2	0.30%	1	0.15%	2	0.30%	1	0.15%
Canvass	0	0.00%	0	0.00%	0	0.00%	0	0.00%	0	0.00%	0	0.00%	0	0.00%
Total	0	0.00%	11	1.54%	1	0.14%	2	0.28%	1	0.14%	2	0.28%	1	0.14%
0021065														
Election Day	0	0.00%	0	0.00%	0	0.00%	1	2.08%	0	0.00%	0	0.00%	0	0.00%
Vote by Mail	2	0.36%	17	3.04%	0	0.00%	0	0.00%	5	0.89%	2	0.36%	0	0.00%
Canvass	0	0.00%	0	0.00%	0	0.00%	0	0.00%	0	0.00%	0	0.00%	0	0.00%
Total	2	0.33%	17	2.79%	0	0.00%	1	0.16%	5	0.82%	2	0.33%	0	0.00%
0021134														
Election Day	0	0.00%	2	4.35%	0	0.00%	0	0.00%	0	0.00%	0	0.00%	0	0.00%
Vote by Mail	0	0.00%	8	1.17%	0	0.00%	0	0.00%	5	0.73%	0	0.00%	0	0.00%
Canvass	0	0.00%	0	0.00%	0	0.00%	0	0.00%	0	0.00%	0	0.00%	0	0.00%
Total	0	0.00%	10	1.36%	0	0.00%	0	0.00%	5	0.68%	0	0.00%	0	0.00%

Precinct	DAVID HILLBERG (REP)		JEFF HEWITT (LIB)		JOHN R. DRAKE (DEM)		LARRY A. ELDER (REP)		KEVIN PAFFRATH (DEM)		ADAM PAPAGAN (NPP)		ARMANDO "MANDO" PEREZ- SERRATO (DEM)	
0019685														
Election Day	0	0.00%	0	0.00%	0	0.00%	3	33.33%	1	11.11%	0	0.00%	1	11.11%
Vote by Mail	0	0.00%	1	0.77%	2	1.54%	41	31.54%	15	11.54%	0	0.00%	0	0.00%
Canvass	0	0.00%	0	0.00%	0	0.00%	4	40.00%	0	0.00%	0	0.00%	0	0.00%
Total	0	0.00%	1	0.67%	2	1.34%	48	32.21%	16	10.74%	0	0.00%	1	0.67%
0019839														
Election Day	0	0.00%	0	0.00%	0	0.00%	27	84.38%	0	0.00%	0	0.00%	0	0.00%
Vote by Mail	0	0.00%	2	0.62%	2	0.62%	125	38.94%	36	11.21%	0	0.00%	4	1.25%
Canvass	0	0.00%	0	0.00%	0	0.00%	4	66.67%	0	0.00%	0	0.00%	0	0.00%
Total	0	0.00%	2	0.56%	2	0.56%	156	43.45%	36	10.03%	0	0.00%	4	1.11%
0021009														
Election Day	0	0.00%	0	0.00%	0	0.00%	42	82.35%	1	1.96%	0	0.00%	1	1.96%
Vote by Mail	1	0.23%	2	0.46%	2	0.46%	255	58.49%	28	6.42%	0	0.00%	0	0.00%
Canvass	0		0		0		0		0		0		0	
Total	1	0.21%	2	0.41%	2	0.41%	297	60.99%	29	5.95%	0	0.00%	1	0.21%
0021013														
Election Day	0	0.00%	0	0.00%	0	0.00%	29	70.73%	0	0.00%	0	0.00%	0	0.00%
Vote by Mail	0	0.00%	1	0.15%	0	0.00%	379	56.74%	49	7.34%	0	0.00%	0	0.00%
Canvass	0	0.00%	0	0.00%	0	0.00%	2	40.00%	0	0.00%	0	0.00%	0	0.00%
Total	0	0.00%	1	0.14%	0	0.00%	410	57.42%	49	6.86%	0	0.00%	0	0.00%
0021065														
Election Day	0	0.00%	0	0.00%	0	0.00%	31	64.58%	0	0.00%	0	0.00%	0	0.00%
Vote by Mail	1	0.18%	6	1.07%	5	0.89%	282	50.45%	70	12.52%	0	0.00%	0	0.00%
Canvass	0	0.00%	0	0.00%	0	0.00%	2	66.67%	0	0.00%	0	0.00%	0	0.00%
Total	1	0.16%	6	0.98%	5	0.82%	315	51.64%	70	11.48%	0	0.00%	0	0.00%
0021134														
Election Day	0	0.00%	0	0.00%	0	0.00%	33	71.74%	2	4.35%	0	0.00%	0	0.00%
Vote by Mail	0	0.00%	2	0.29%	3	0.44%	348	50.88%	56	8.19%	1	0.15%	3	0.44%
Canvass	0	0.00%	0	0.00%	0	0.00%	2	50.00%	1	25.00%	0	0.00%	0	0.00%
Total	0	0.00%	2	0.27%	3	0.41%	383	52.18%	59	8.04%	1	0.14%	3	0.41%

Precinct	JOHN COX (REP)		HEATHER COLLINS (G-P)		DANIEL WATTS (DEM)		NICKOLAS WILDSTAR (REP)		SARAH STEPHENS (REP)		DENVER STONER (REP)		JOE M. SYMMON (REP)	
0019685														
Election Day	0	0.00%	0	0.00%	0	0.00%	0	0.00%	0	0.00%	0	0.00%	0	0.00%
Vote by Mail	7	5.38%	0	0.00%	4	3.08%	0	0.00%	1	0.77%	0	0.00%	0	0.00%
Canvass	0	0.00%	0	0.00%	0	0.00%	0	0.00%	0	0.00%	0	0.00%	0	0.00%
Total	7	4.70%	0	0.00%	4	2.68%	0	0.00%	1	0.67%	0	0.00%	0	0.00%
0019839														
Election Day	0	0.00%	0	0.00%	1	3.13%	0	0.00%	0	0.00%	0	0.00%	0	0.00%
Vote by Mail	17	5.30%	2	0.62%	13	4.05%	2	0.62%	0	0.00%	0	0.00%	0	0.00%
Canvass	0	0.00%	0	0.00%	0	0.00%	0	0.00%	0	0.00%	0	0.00%	0	0.00%
Total	17	4.74%	2	0.56%	14	3.90%	2	0.56%	0	0.00%	0	0.00%	0	0.00%
0021009														
Election Day	0	0.00%	0	0.00%	0	0.00%	0	0.00%	0	0.00%	0	0.00%	0	0.00%
Vote by Mail	13	2.98%	0	0.00%	1	0.23%	0	0.00%	0	0.00%	0	0.00%	0	0.00%
Canvass	0		0		0		0		0		0		0	
Total	13	2.67%	0	0.00%	1	0.21%	0	0.00%	0	0.00%	0	0.00%	0	0.00%
0021013														
Election Day	0	0.00%	0	0.00%	1	2.44%	0	0.00%	0	0.00%	0	0.00%	0	0.00%
Vote by Mail	32	4.79%	3	0.45%	9	1.35%	0	0.00%	0	0.00%	1	0.15%	0	0.00%
Canvass	1	20.00%	0	0.00%	1	20.00%	0	0.00%	0	0.00%	0	0.00%	0	0.00%
Total	33	4.62%	3	0.42%	11	1.54%	0	0.00%	0	0.00%	1	0.14%	0	0.00%
0021065														
Election Day	0	0.00%	0	0.00%	0	0.00%	0	0.00%	0	0.00%	0	0.00%	0	0.00%
Vote by Mail	22	3.94%	2	0.36%	7	1.25%	0	0.00%	0	0.00%	1	0.18%	0	0.00%
Canvass	0	0.00%	0	0.00%	0	0.00%	0	0.00%	0	0.00%	0	0.00%	0	0.00%
Total	22	3.61%	2	0.33%	7	1.15%	0	0.00%	0	0.00%	1	0.16%	0	0.00%
0021134														
Election Day	0	0.00%	0	0.00%	1	2.17%	0	0.00%	0	0.00%	0	0.00%	0	0.00%
Vote by Mail	33	4.82%	4	0.58%	12	1.75%	0	0.00%	1	0.15%	1	0.15%	0	0.00%
Canvass	0	0.00%	0	0.00%	0	0.00%	0	0.00%	0	0.00%	0	0.00%	0	0.00%
Total	33	4.50%	4	0.54%	13	1.77%	0	0.00%	1	0.14%	1	0.14%	0	0.00%

Precinct	MAJOR SINGH (NPP)		DOUG OSE (REP)		Write-in		Total Votes	ROXANNE Qualified Write In		STACY SMITH Qualified Write In		MAJOR WILLIAMS Qualified Write In	
0019685													
Election Day	0	0.00%	0	0.00%	0	0.00%	9	0	0.00%	0	0.00%	0	0.00%
Vote by Mail	0	0.00%	1	0.77%	0	0.00%	130	0	0.00%	0	0.00%	0	0.00%
Canvass	0	0.00%	0	0.00%	0	0.00%	10	0	0.00%	0	0.00%	0	0.00%
Total	0	0.00%	1	0.67%	0	0.00%	149	0	0.00%	0	0.00%	0	0.00%
0019839													
Election Day	0	0.00%	0	0.00%	0	0.00%	32	0	0.00%	0	0.00%	0	0.00%
Vote by Mail	0	0.00%	3	0.93%	0	0.00%	321	0	0.00%	0	0.00%	0	0.00%
Canvass	0	0.00%	0	0.00%	0	0.00%	6	0	0.00%	0	0.00%	0	0.00%
Total	0	0.00%	3	0.84%	0	0.00%	359	0	0.00%	0	0.00%	0	0.00%
0021009													
Election Day	0	0.00%	0	0.00%	0	0.00%	51	0	0.00%	0	0.00%	0	0.00%
Vote by Mail	1	0.23%	5	1.15%	0	0.00%	436	0	0.00%	0	0.00%	0	0.00%
Canvass	0		0		0		0	0		0		0	
Total	1	0.21%	5	1.03%	0	0.00%	487	0	0.00%	0	0.00%	0	0.00%
0021013													
Election Day	0	0.00%	0	0.00%	0	0.00%	41	0	0.00%	0	0.00%	0	0.00%
Vote by Mail	1	0.15%	9	1.35%	0	0.00%	668	0	0.00%	0	0.00%	0	0.00%
Canvass	0	0.00%	0	0.00%	0	0.00%	5	0	0.00%	0	0.00%	0	0.00%
Total	1	0.14%	9	1.26%	0	0.00%	714	0	0.00%	0	0.00%	0	0.00%
0021065													
Election Day	0	0.00%	1	2.08%	1	2.08%	48	0	0.00%	0	0.00%	1	2.08%
Vote by Mail	2	0.36%	6	1.07%	6	1.07%	559	0	0.00%	0	0.00%	6	1.07%
Canvass	0	0.00%	0	0.00%	0	0.00%	3	0	0.00%	0	0.00%	0	0.00%
Total	2	0.33%	7	1.15%	7	1.15%	610	0	0.00%	0	0.00%	7	1.15%
0021134													
Election Day	0	0.00%	0	0.00%	0	0.00%	46	0	0.00%	0	0.00%	0	0.00%
Vote by Mail	1	0.15%	5	0.73%	2	0.29%	684	0	0.00%	0	0.00%	2	0.29%
Canvass	0	0.00%	0	0.00%	0	0.00%	4	0	0.00%	0	0.00%	0	0.00%
Total	1	0.14%	5	0.68%	2	0.27%	734	0	0.00%	0	0.00%	2	0.27%

Precinct	THUY E. HUGENS Qualified Write In		MIKI HABRYN Qualified Write In		VINCE LUNDGREN Qualified Write In		VIVEK B. MOHAN Qualified Write In	
0019685								
Election Day	0	0.00%	0	0.00%	0	0.00%	0	0.00%
Vote by Mail	0	0.00%	0	0.00%	0	0.00%	0	0.00%
Canvass	0	0.00%	0	0.00%	0	0.00%	0	0.00%
Total	0	0.00%	0	0.00%	0	0.00%	0	0.00%
0019839								
Election Day	0	0.00%	0	0.00%	0	0.00%	0	0.00%
Vote by Mail	0	0.00%	0	0.00%	0	0.00%	0	0.00%
Canvass	0	0.00%	0	0.00%	0	0.00%	0	0.00%
Total	0	0.00%	0	0.00%	0	0.00%	0	0.00%
0021009								
Election Day	0	0.00%	0	0.00%	0	0.00%	0	0.00%
Vote by Mail	0	0.00%	0	0.00%	0	0.00%	0	0.00%
Canvass	0		0		0		0	
Total	0	0.00%	0	0.00%	0	0.00%	0	0.00%
0021013								
Election Day	0	0.00%	0	0.00%	0	0.00%	0	0.00%
Vote by Mail	0	0.00%	0	0.00%	0	0.00%	0	0.00%
Canvass	0	0.00%	0	0.00%	0	0.00%	0	0.00%
Total	0	0.00%	0	0.00%	0	0.00%	0	0.00%
0021065								
Election Day	0	0.00%	0	0.00%	0	0.00%	0	0.00%
Vote by Mail	0	0.00%	0	0.00%	0	0.00%	0	0.00%
Canvass	0	0.00%	0	0.00%	0	0.00%	0	0.00%
Total	0	0.00%	0	0.00%	0	0.00%	0	0.00%
0021134								
Election Day	0	0.00%	0	0.00%	0	0.00%	0	0.00%
Vote by Mail	0	0.00%	0	0.00%	0	0.00%	0	0.00%
Canvass	0	0.00%	0	0.00%	0	0.00%	0	0.00%
Total	0	0.00%	0	0.00%	0	0.00%	0	0.00%

Precinct	Times Cast	Registered Voters	Undervotes	Overvotes
0021159				
Election Day	30	1,488	0	0
Vote by Mail	845	1,488	315	3
Canvass	5	1,488	0	0
Total	880	1,488	315	3
0021166				
Election Day	39	1,551	6	0
Vote by Mail	872	1,551	309	2
Canvass	8	1,551	2	0
Total	919	1,551	317	2
0021203				
Election Day	42	1,284	6	0
Vote by Mail	731	1,284	230	2
Canvass	6	1,284	0	0
Total	779	1,284	236	2
0021231				
Election Day	31	1,345	1	0
Vote by Mail	748	1,345	232	1
Canvass	3	1,345	0	0
Total	782	1,345	233	1
0021362				
Election Day	60	1,378	13	0
Vote by Mail	786	1,378	257	3
Canvass	4	1,378	0	0
Total	850	1,378	270	3
0021489				
Election Day	35	1,629	2	0
Vote by Mail	888	1,629	275	6
Canvass	4	1,629	0	0
Total	927	1,629	277	6

Precinct	DAN KAPELOVITZ (G-P)		KEVIN K. KAUL (NPP)	
0021159				
Election Day	0	0.00%	0	0.00%
Vote by Mail	0	0.00%	0	0.00%
Canvass	0	0.00%	0	0.00%
Total	0	0.00%	0	0.00%
0021166				
Election Day	0	0.00%	0	0.00%
Vote by Mail	0	0.00%	0	0.00%
Canvass	0	0.00%	0	0.00%
Total	0	0.00%	0	0.00%
0021203				
Election Day	0	0.00%	0	0.00%
Vote by Mail	3	0.60%	0	0.00%
Canvass	0	0.00%	0	0.00%
Total	3	0.55%	0	0.00%
0021231				
Election Day	0	0.00%	0	0.00%
Vote by Mail	5	0.97%	2	0.39%
Canvass	0	0.00%	0	0.00%
Total	5	0.91%	2	0.36%
0021362				
Election Day	1	2.13%	0	0.00%
Vote by Mail	1	0.19%	0	0.00%
Canvass	0	0.00%	0	0.00%
Total	2	0.35%	0	0.00%
0021489				
Election Day	0	0.00%	0	0.00%
Vote by Mail	1	0.16%	2	0.33%
Canvass	0	0.00%	0	0.00%
Total	1	0.16%	2	0.31%

Precinct	CHAUNCEY "SLIM" KILLENS (REP)		KEVIN KILEY (REP)		PATRICK KILPATRICK (DEM)		ANTHONY TRIMINO (REP)		JOEL VENTRESCA (DEM)		KEVIN L. FAULCONER (REP)		RHONDA FURIN (REP)	
0021159														
Election Day	0	0.00%	1	3.33%	0	0.00%	2	6.67%	0	0.00%	0	0.00%	0	0.00%
Vote by Mail	0	0.00%	48	9.11%	4	0.76%	1	0.19%	22	4.17%	37	7.02%	0	0.00%
Canvass	0	0.00%	0	0.00%	0	0.00%	0	0.00%	0	0.00%	0	0.00%	0	0.00%
Total	0	0.00%	49	8.72%	4	0.71%	3	0.53%	22	3.91%	37	6.58%	0	0.00%
0021166														
Election Day	0	0.00%	2	6.06%	0	0.00%	0	0.00%	0	0.00%	0	0.00%	0	0.00%
Vote by Mail	0	0.00%	39	6.95%	0	0.00%	1	0.18%	21	3.74%	32	5.70%	0	0.00%
Canvass	0	0.00%	0	0.00%	0	0.00%	0	0.00%	0	0.00%	0	0.00%	0	0.00%
Total	0	0.00%	41	6.83%	0	0.00%	1	0.17%	21	3.50%	32	5.33%	0	0.00%
0021203														
Election Day	0	0.00%	4	11.11%	0	0.00%	0	0.00%	2	5.56%	0	0.00%	0	0.00%
Vote by Mail	1	0.20%	39	7.82%	4	0.80%	2	0.40%	10	2.00%	25	5.01%	0	0.00%
Canvass	0	0.00%	0	0.00%	0	0.00%	0	0.00%	0	0.00%	0	0.00%	0	0.00%
Total	1	0.18%	43	7.95%	4	0.74%	2	0.37%	12	2.22%	25	4.62%	0	0.00%
0021231														
Election Day	0	0.00%	3	10.00%	0	0.00%	1	3.33%	1	3.33%	0	0.00%	0	0.00%
Vote by Mail	0	0.00%	23	4.47%	6	1.17%	1	0.19%	14	2.72%	33	6.41%	1	0.19%
Canvass	0	0.00%	0	0.00%	0	0.00%	0	0.00%	0	0.00%	0	0.00%	0	0.00%
Total	0	0.00%	26	4.74%	6	1.09%	2	0.36%	15	2.74%	33	6.02%	1	0.18%
0021362														
Election Day	0	0.00%	5	10.64%	0	0.00%	0	0.00%	3	6.38%	0	0.00%	0	0.00%
Vote by Mail	0	0.00%	31	5.89%	3	0.57%	0	0.00%	19	3.61%	29	5.51%	0	0.00%
Canvass	0	0.00%	0	0.00%	0	0.00%	0	0.00%	0	0.00%	0	0.00%	0	0.00%
Total	0	0.00%	36	6.24%	3	0.52%	0	0.00%	22	3.81%	29	5.03%	0	0.00%
0021489														
Election Day	0	0.00%	4	12.12%	0	0.00%	1	3.03%	0	0.00%	0	0.00%	0	0.00%
Vote by Mail	0	0.00%	56	9.23%	0	0.00%	0	0.00%	25	4.12%	42	6.92%	1	0.16%
Canvass	0	0.00%	0	0.00%	0	0.00%	0	0.00%	0	0.00%	0	0.00%	0	0.00%
Total	0	0.00%	60	9.32%	0	0.00%	1	0.16%	25	3.88%	42	6.52%	1	0.16%

Precinct	ROBERT C. NEWMAN II (REP)		DENNIS RICHTER (NPP)		BRANDON M. ROSS (DEM)		SAM L. GALLUCCI (REP)		TED GAINES (REP)		CAITLYN JENNER (REP)		LEO S. ZACKY (REP)	
0021159														
Election Day	0	0.00%	0	0.00%	0	0.00%	0	0.00%	1	3.33%	0	0.00%	0	0.00%
Vote by Mail	0	0.00%	2	0.38%	34	6.45%	1	0.19%	14	2.66%	5	0.95%	0	0.00%
Canvass	0	0.00%	0	0.00%	0	0.00%	1	20.00%	0	0.00%	0	0.00%	0	0.00%
Total	0	0.00%	2	0.36%	34	6.05%	2	0.36%	15	2.67%	5	0.89%	0	0.00%
0021166														
Election Day	0	0.00%	0	0.00%	0	0.00%	0	0.00%	0	0.00%	0	0.00%	0	0.00%
Vote by Mail	1	0.18%	0	0.00%	21	3.74%	1	0.18%	8	1.43%	7	1.25%	0	0.00%
Canvass	1	16.67%	0	0.00%	0	0.00%	0	0.00%	0	0.00%	0	0.00%	0	0.00%
Total	2	0.33%	0	0.00%	21	3.50%	1	0.17%	8	1.33%	7	1.17%	0	0.00%
0021203														
Election Day	0	0.00%	0	0.00%	0	0.00%	0	0.00%	2	5.56%	0	0.00%	0	0.00%
Vote by Mail	0	0.00%	0	0.00%	27	5.41%	0	0.00%	10	2.00%	6	1.20%	2	0.40%
Canvass	0	0.00%	0	0.00%	0	0.00%	0	0.00%	1	16.67%	0	0.00%	0	0.00%
Total	0	0.00%	0	0.00%	27	4.99%	0	0.00%	13	2.40%	6	1.11%	2	0.37%
0021231														
Election Day	0	0.00%	0	0.00%	0	0.00%	0	0.00%	1	3.33%	0	0.00%	0	0.00%
Vote by Mail	0	0.00%	2	0.39%	14	2.72%	0	0.00%	8	1.55%	10	1.94%	0	0.00%
Canvass	0	0.00%	0	0.00%	0	0.00%	0	0.00%	0	0.00%	0	0.00%	0	0.00%
Total	0	0.00%	2	0.36%	14	2.55%	0	0.00%	9	1.64%	10	1.82%	0	0.00%
0021362														
Election Day	0	0.00%	0	0.00%	0	0.00%	0	0.00%	0	0.00%	1	2.13%	0	0.00%
Vote by Mail	0	0.00%	0	0.00%	16	3.04%	1	0.19%	8	1.52%	9	1.71%	0	0.00%
Canvass	0	0.00%	0	0.00%	0	0.00%	0	0.00%	0	0.00%	0	0.00%	0	0.00%
Total	0	0.00%	0	0.00%	16	2.77%	1	0.17%	8	1.39%	10	1.73%	0	0.00%
0021489														
Election Day	0	0.00%	0	0.00%	2	6.06%	0	0.00%	0	0.00%	0	0.00%	0	0.00%
Vote by Mail	0	0.00%	0	0.00%	7	1.15%	1	0.16%	3	0.49%	2	0.33%	1	0.16%
Canvass	0	0.00%	0	0.00%	1	25.00%	0	0.00%	0	0.00%	0	0.00%	0	0.00%
Total	0	0.00%	0	0.00%	10	1.55%	1	0.16%	3	0.47%	2	0.31%	1	0.16%

Precinct	JENNY RAE LE ROUX (REP)		DAVID LOZANO (REP)		STEVE CHAVEZ LODGE (REP)		MICHAEL LOEBBS (NPP)		DENIS LUCEY (NPP)		DIEGO MARTINEZ (REP)		JEREMIAH "JEREMY" MARCINIAK (NPP)	
0021159														
Election Day	0	0.00%	0	0.00%	0	0.00%	0	0.00%	0	0.00%	0	0.00%	0	0.00%
Vote by Mail	1	0.19%	2	0.38%	1	0.19%	1	0.19%	0	0.00%	4	0.76%	1	0.19%
Canvass	0	0.00%	0	0.00%	0	0.00%	0	0.00%	0	0.00%	0	0.00%	0	0.00%
Total	1	0.18%	2	0.36%	1	0.18%	1	0.18%	0	0.00%	4	0.71%	1	0.18%
0021166														
Election Day	0	0.00%	0	0.00%	1	3.03%	0	0.00%	0	0.00%	0	0.00%	0	0.00%
Vote by Mail	1	0.18%	0	0.00%	0	0.00%	1	0.18%	0	0.00%	0	0.00%	0	0.00%
Canvass	0	0.00%	0	0.00%	0	0.00%	0	0.00%	0	0.00%	0	0.00%	0	0.00%
Total	1	0.17%	0	0.00%	1	0.17%	1	0.17%	0	0.00%	0	0.00%	0	0.00%
0021203														
Election Day	0	0.00%	0	0.00%	0	0.00%	0	0.00%	0	0.00%	0	0.00%	0	0.00%
Vote by Mail	2	0.40%	2	0.40%	1	0.20%	0	0.00%	0	0.00%	0	0.00%	0	0.00%
Canvass	0	0.00%	0	0.00%	0	0.00%	0	0.00%	0	0.00%	0	0.00%	0	0.00%
Total	2	0.37%	2	0.37%	1	0.18%	0	0.00%	0	0.00%	0	0.00%	0	0.00%
0021231														
Election Day	0	0.00%	0	0.00%	0	0.00%	0	0.00%	0	0.00%	0	0.00%	0	0.00%
Vote by Mail	1	0.19%	0	0.00%	0	0.00%	1	0.19%	2	0.39%	1	0.19%	0	0.00%
Canvass	0	0.00%	0	0.00%	0	0.00%	0	0.00%	0	0.00%	0	0.00%	0	0.00%
Total	1	0.18%	0	0.00%	0	0.00%	1	0.18%	2	0.36%	1	0.18%	0	0.00%
0021362														
Election Day	0	0.00%	0	0.00%	0	0.00%	0	0.00%	0	0.00%	0	0.00%	0	0.00%
Vote by Mail	5	0.95%	2	0.38%	1	0.19%	0	0.00%	0	0.00%	0	0.00%	0	0.00%
Canvass	0	0.00%	0	0.00%	0	0.00%	0	0.00%	0	0.00%	0	0.00%	0	0.00%
Total	5	0.87%	2	0.35%	1	0.17%	0	0.00%	0	0.00%	0	0.00%	0	0.00%
0021489														
Election Day	0	0.00%	0	0.00%	0	0.00%	0	0.00%	0	0.00%	0	0.00%	0	0.00%
Vote by Mail	3	0.49%	0	0.00%	0	0.00%	1	0.16%	0	0.00%	0	0.00%	0	0.00%
Canvass	0	0.00%	0	0.00%	0	0.00%	0	0.00%	0	0.00%	0	0.00%	0	0.00%
Total	3	0.47%	0	0.00%	0	0.00%	1	0.16%	0	0.00%	0	0.00%	0	0.00%

Precinct	DANIEL MERCURI (REP)		JACQUELINE MCGOWAN (DEM)		DAVID MOORE (NPP)		DAVID ALEXANDER BRAMANTE (REP)		HOLLY L. BAADE (DEM)		ANGELYNE (NPP)		JAMES G. HANINK (NPP)	
0021159														
Election Day	0	0.00%	0	0.00%	0	0.00%	0	0.00%	0	0.00%	0	0.00%	0	0.00%
Vote by Mail	0	0.00%	5	0.95%	1	0.19%	1	0.19%	3	0.57%	0	0.00%	1	0.19%
Canvass	0	0.00%	1	20.00%	0	0.00%	0	0.00%	0	0.00%	0	0.00%	0	0.00%
Total	0	0.00%	6	1.07%	1	0.18%	1	0.18%	3	0.53%	0	0.00%	1	0.18%
0021166														
Election Day	0	0.00%	0	0.00%	0	0.00%	0	0.00%	0	0.00%	0	0.00%	0	0.00%
Vote by Mail	1	0.18%	14	2.50%	0	0.00%	0	0.00%	5	0.89%	0	0.00%	0	0.00%
Canvass	0	0.00%	0	0.00%	0	0.00%	0	0.00%	0	0.00%	0	0.00%	0	0.00%
Total	1	0.17%	14	2.33%	0	0.00%	0	0.00%	5	0.83%	0	0.00%	0	0.00%
0021203														
Election Day	0	0.00%	0	0.00%	0	0.00%	0	0.00%	0	0.00%	0	0.00%	0	0.00%
Vote by Mail	0	0.00%	2	0.40%	0	0.00%	3	0.60%	3	0.60%	1	0.20%	0	0.00%
Canvass	0	0.00%	0	0.00%	0	0.00%	0	0.00%	0	0.00%	0	0.00%	0	0.00%
Total	0	0.00%	2	0.37%	0	0.00%	3	0.55%	3	0.55%	1	0.18%	0	0.00%
0021231														
Election Day	0	0.00%	0	0.00%	0	0.00%	0	0.00%	0	0.00%	0	0.00%	0	0.00%
Vote by Mail	0	0.00%	7	1.36%	0	0.00%	1	0.19%	4	0.78%	0	0.00%	0	0.00%
Canvass	0	0.00%	0	0.00%	0	0.00%	0	0.00%	0	0.00%	0	0.00%	0	0.00%
Total	0	0.00%	7	1.28%	0	0.00%	1	0.18%	4	0.73%	0	0.00%	0	0.00%
0021362														
Election Day	0	0.00%	0	0.00%	0	0.00%	0	0.00%	0	0.00%	0	0.00%	0	0.00%
Vote by Mail	0	0.00%	9	1.71%	0	0.00%	0	0.00%	2	0.38%	2	0.38%	0	0.00%
Canvass	0	0.00%	0	0.00%	0	0.00%	0	0.00%	0	0.00%	0	0.00%	0	0.00%
Total	0	0.00%	9	1.56%	0	0.00%	0	0.00%	2	0.35%	2	0.35%	0	0.00%
0021489														
Election Day	0	0.00%	0	0.00%	0	0.00%	0	0.00%	0	0.00%	0	0.00%	0	0.00%
Vote by Mail	1	0.16%	12	1.98%	1	0.16%	3	0.49%	4	0.66%	0	0.00%	1	0.16%
Canvass	0	0.00%	0	0.00%	0	0.00%	1	25.00%	0	0.00%	0	0.00%	0	0.00%
Total	1	0.16%	12	1.86%	1	0.16%	4	0.62%	4	0.62%	0	0.00%	1	0.16%

Precinct	DAVID HILLBERG (REP)		JEFF HEWITT (LIB)		JOHN R. DRAKE (DEM)		LARRY A. ELDER (REP)		KEVIN PAFFRATH (DEM)		ADAM PAPAGAN (NPP)		ARMANDO "MANDO" PEREZ- SERRATO (DEM)	
0021159														
Election Day	0	0.00%	0	0.00%	0	0.00%	25	83.33%	0	0.00%	0	0.00%	0	0.00%
Vote by Mail	1	0.19%	1	0.19%	1	0.19%	262	49.72%	30	5.69%	0	0.00%	7	1.33%
Canvass	0	0.00%	0	0.00%	0	0.00%	3	60.00%	0	0.00%	0	0.00%	0	0.00%
Total	1	0.18%	1	0.18%	1	0.18%	290	51.60%	30	5.34%	0	0.00%	7	1.25%
0021166														
Election Day	0	0.00%	0	0.00%	0	0.00%	27	81.82%	2	6.06%	0	0.00%	0	0.00%
Vote by Mail	0	0.00%	5	0.89%	4	0.71%	311	55.44%	34	6.06%	1	0.18%	4	0.71%
Canvass	0	0.00%	0	0.00%	0	0.00%	4	66.67%	0	0.00%	0	0.00%	0	0.00%
Total	0	0.00%	5	0.83%	4	0.67%	342	57.00%	36	6.00%	1	0.17%	4	0.67%
0021203														
Election Day	0	0.00%	1	2.78%	0	0.00%	27	75.00%	0	0.00%	0	0.00%	0	0.00%
Vote by Mail	0	0.00%	2	0.40%	1	0.20%	269	53.91%	42	8.42%	1	0.20%	1	0.20%
Canvass	0	0.00%	0	0.00%	0	0.00%	5	83.33%	0	0.00%	0	0.00%	0	0.00%
Total	0	0.00%	3	0.55%	1	0.18%	301	55.64%	42	7.76%	1	0.18%	1	0.18%
0021231														
Election Day	0	0.00%	0	0.00%	0	0.00%	24	80.00%	0	0.00%	0	0.00%	0	0.00%
Vote by Mail	1	0.19%	6	1.17%	0	0.00%	289	56.12%	37	7.18%	0	0.00%	2	0.39%
Canvass	0	0.00%	0	0.00%	0	0.00%	3	100.00%	0	0.00%	0	0.00%	0	0.00%
Total	1	0.18%	6	1.09%	0	0.00%	316	57.66%	37	6.75%	0	0.00%	2	0.36%
0021362														
Election Day	0	0.00%	0	0.00%	0	0.00%	31	65.96%	2	4.26%	0	0.00%	0	0.00%
Vote by Mail	0	0.00%	8	1.52%	2	0.38%	274	52.09%	37	7.03%	0	0.00%	0	0.00%
Canvass	0	0.00%	0	0.00%	0	0.00%	4	100.00%	0	0.00%	0	0.00%	0	0.00%
Total	0	0.00%	8	1.39%	2	0.35%	309	53.55%	39	6.76%	0	0.00%	0	0.00%
0021489														
Election Day	0	0.00%	0	0.00%	0	0.00%	23	69.70%	0	0.00%	0	0.00%	0	0.00%
Vote by Mail	0	0.00%	4	0.66%	2	0.33%	365	60.13%	31	5.11%	0	0.00%	2	0.33%
Canvass	0	0.00%	0	0.00%	0	0.00%	2	50.00%	0	0.00%	0	0.00%	0	0.00%
Total	0	0.00%	4	0.62%	2	0.31%	390	60.56%	31	4.81%	0	0.00%	2	0.31%

Precinct	JOHN COX (REP)		HEATHER COLLINS (G-P)		DANIEL WATTS (DEM)		NICKOLAS WILDSTAR (REP)		SARAH STEPHENS (REP)		DENVER STONER (REP)		JOE M. SYMMON (REP)	
0021159														
Election Day	0	0.00%	0	0.00%	1	3.33%	0	0.00%	0	0.00%	0	0.00%	0	0.00%
Vote by Mail	23	4.36%	3	0.57%	3	0.57%	2	0.38%	0	0.00%	0	0.00%	0	0.00%
Canvass	0	0.00%	0	0.00%	0	0.00%	0	0.00%	0	0.00%	0	0.00%	0	0.00%
Total	23	4.09%	3	0.53%	4	0.71%	2	0.36%	0	0.00%	0	0.00%	0	0.00%
0021166														
Election Day	0	0.00%	0	0.00%	0	0.00%	0	0.00%	0	0.00%	0	0.00%	0	0.00%
Vote by Mail	21	3.74%	3	0.53%	9	1.60%	0	0.00%	0	0.00%	0	0.00%	0	0.00%
Canvass	0	0.00%	0	0.00%	0	0.00%	0	0.00%	0	0.00%	0	0.00%	0	0.00%
Total	21	3.50%	3	0.50%	9	1.50%	0	0.00%	0	0.00%	0	0.00%	0	0.00%
0021203														
Election Day	0	0.00%	0	0.00%	0	0.00%	0	0.00%	0	0.00%	0	0.00%	0	0.00%
Vote by Mail	26	5.21%	1	0.20%	5	1.00%	0	0.00%	0	0.00%	1	0.20%	0	0.00%
Canvass	0	0.00%	0	0.00%	0	0.00%	0	0.00%	0	0.00%	0	0.00%	0	0.00%
Total	26	4.81%	1	0.18%	5	0.92%	0	0.00%	0	0.00%	1	0.18%	0	0.00%
0021231														
Election Day	0	0.00%	0	0.00%	0	0.00%	0	0.00%	0	0.00%	0	0.00%	0	0.00%
Vote by Mail	28	5.44%	2	0.39%	7	1.36%	0	0.00%	0	0.00%	3	0.58%	0	0.00%
Canvass	0	0.00%	0	0.00%	0	0.00%	0	0.00%	0	0.00%	0	0.00%	0	0.00%
Total	28	5.11%	2	0.36%	7	1.28%	0	0.00%	0	0.00%	3	0.55%	0	0.00%
0021362														
Election Day	2	4.26%	0	0.00%	1	2.13%	0	0.00%	0	0.00%	0	0.00%	0	0.00%
Vote by Mail	39	7.41%	0	0.00%	15	2.85%	0	0.00%	0	0.00%	2	0.38%	0	0.00%
Canvass	0	0.00%	0	0.00%	0	0.00%	0	0.00%	0	0.00%	0	0.00%	0	0.00%
Total	41	7.11%	0	0.00%	16	2.77%	0	0.00%	0	0.00%	2	0.35%	0	0.00%
0021489														
Election Day	1	3.03%	0	0.00%	1	3.03%	0	0.00%	0	0.00%	0	0.00%	0	0.00%
Vote by Mail	19	3.13%	1	0.16%	9	1.48%	0	0.00%	1	0.16%	1	0.16%	0	0.00%
Canvass	0	0.00%	0	0.00%	0	0.00%	0	0.00%	0	0.00%	0	0.00%	0	0.00%
Total	20	3.11%	1	0.16%	10	1.55%	0	0.00%	1	0.16%	1	0.16%	0	0.00%

Precinct	MAJOR SINGH (NPP)		DOUG OSE (REP)		Write-in		Total Votes	ROXANNE Qualified Write In		STACY SMITH Qualified Write In		MAJOR WILLIAMS Qualified Write In	
0021159													
Election Day	0	0.00%	0	0.00%	0	0.00%	30	0	0.00%	0	0.00%	0	0.00%
Vote by Mail	1	0.19%	3	0.57%	1	0.19%	527	0	0.00%	0	0.00%	1	0.19%
Canvass	0	0.00%	0	0.00%	0	0.00%	5	0	0.00%	0	0.00%	0	0.00%
Total	1	0.18%	3	0.53%	1	0.18%	562	0	0.00%	0	0.00%	1	0.18%
0021166													
Election Day	0	0.00%	1	3.03%	0	0.00%	33	0	0.00%	0	0.00%	0	0.00%
Vote by Mail	7	1.25%	7	1.25%	2	0.36%	561	0	0.00%	0	0.00%	2	0.36%
Canvass	0	0.00%	1	16.67%	0	0.00%	6	0	0.00%	0	0.00%	0	0.00%
Total	7	1.17%	9	1.50%	2	0.33%	600	0	0.00%	0	0.00%	2	0.33%
0021203													
Election Day	0	0.00%	0	0.00%	0	0.00%	36	0	0.00%	0	0.00%	0	0.00%
Vote by Mail	3	0.60%	4	0.80%	0	0.00%	499	0	0.00%	0	0.00%	0	0.00%
Canvass	0	0.00%	0	0.00%	0	0.00%	6	0	0.00%	0	0.00%	0	0.00%
Total	3	0.55%	4	0.74%	0	0.00%	541	0	0.00%	0	0.00%	0	0.00%
0021231													
Election Day	0	0.00%	0	0.00%	0	0.00%	30	0	0.00%	0	0.00%	0	0.00%
Vote by Mail	1	0.19%	3	0.58%	0	0.00%	515	0	0.00%	0	0.00%	0	0.00%
Canvass	0	0.00%	0	0.00%	0	0.00%	3	0	0.00%	0	0.00%	0	0.00%
Total	1	0.18%	3	0.55%	0	0.00%	548	0	0.00%	0	0.00%	0	0.00%
0021362													
Election Day	0	0.00%	1	2.13%	0	0.00%	47	0	0.00%	0	0.00%	0	0.00%
Vote by Mail	3	0.57%	7	1.33%	1	0.19%	526	0	0.00%	0	0.00%	1	0.19%
Canvass	0	0.00%	0	0.00%	0	0.00%	4	0	0.00%	0	0.00%	0	0.00%
Total	3	0.52%	8	1.39%	1	0.17%	577	0	0.00%	0	0.00%	1	0.17%
0021489													
Election Day	0	0.00%	0	0.00%	1	3.03%	33	0	0.00%	0	0.00%	1	3.03%
Vote by Mail	1	0.16%	2	0.33%	2	0.33%	607	0	0.00%	0	0.00%	2	0.33%
Canvass	0	0.00%	0	0.00%	0	0.00%	4	0	0.00%	0	0.00%	0	0.00%
Total	1	0.16%	2	0.31%	3	0.47%	644	0	0.00%	0	0.00%	3	0.47%

Precinct	THUY E. HUGENS Qualified Write In		MIKI HABRYN Qualified Write In		VINCE LUNDGREN Qualified Write In		VIVEK B. MOHAN Qualified Write In	
0021159								
Election Day	0	0.00%	0	0.00%	0	0.00%	0	0.00%
Vote by Mail	0	0.00%	0	0.00%	0	0.00%	0	0.00%
Canvass	0	0.00%	0	0.00%	0	0.00%	0	0.00%
Total	0	0.00%	0	0.00%	0	0.00%	0	0.00%
0021166								
Election Day	0	0.00%	0	0.00%	0	0.00%	0	0.00%
Vote by Mail	0	0.00%	0	0.00%	0	0.00%	0	0.00%
Canvass	0	0.00%	0	0.00%	0	0.00%	0	0.00%
Total	0	0.00%	0	0.00%	0	0.00%	0	0.00%
0021203								
Election Day	0	0.00%	0	0.00%	0	0.00%	0	0.00%
Vote by Mail	0	0.00%	0	0.00%	0	0.00%	0	0.00%
Canvass	0	0.00%	0	0.00%	0	0.00%	0	0.00%
Total	0	0.00%	0	0.00%	0	0.00%	0	0.00%
0021231								
Election Day	0	0.00%	0	0.00%	0	0.00%	0	0.00%
Vote by Mail	0	0.00%	0	0.00%	0	0.00%	0	0.00%
Canvass	0	0.00%	0	0.00%	0	0.00%	0	0.00%
Total	0	0.00%	0	0.00%	0	0.00%	0	0.00%
0021362								
Election Day	0	0.00%	0	0.00%	0	0.00%	0	0.00%
Vote by Mail	0	0.00%	0	0.00%	0	0.00%	0	0.00%
Canvass	0	0.00%	0	0.00%	0	0.00%	0	0.00%
Total	0	0.00%	0	0.00%	0	0.00%	0	0.00%
0021489								
Election Day	0	0.00%	0	0.00%	0	0.00%	0	0.00%
Vote by Mail	0	0.00%	0	0.00%	0	0.00%	0	0.00%
Canvass	0	0.00%	0	0.00%	0	0.00%	0	0.00%
Total	0	0.00%	0	0.00%	0	0.00%	0	0.00%

Precinct	Times Cast	Registered Voters	Undervotes	Overvotes
0021606				
Election Day	24	1,533	3	0
Vote by Mail	766	1,533	292	2
Canvass	0	1,533	0	0
Total	790	1,533	295	2
0021615				
Election Day	37	1,715	7	1
Vote by Mail	904	1,715	352	3
Canvass	3	1,715	0	0
Total	944	1,715	359	4
0021688				
Election Day	49	1,799	7	0
Vote by Mail	905	1,799	348	2
Canvass	4	1,799	0	0
Total	958	1,799	355	2
0021712				
Election Day	7	89	2	0
Vote by Mail	47	89	10	0
Canvass	0	89	0	0
Total	54	89	12	0
0021725				
Election Day	5	192	0	0
Vote by Mail	90	192	40	1
Canvass	3	192	0	0
Total	98	192	40	1
0021783				
Election Day	8	384	1	1
Vote by Mail	111	384	70	0
Canvass	2	384	1	0
Total	121	384	72	1

Precinct	DAN KAPELOVITZ (G-P)		KEVIN K. KAUL (NPP)	
0021606				
Election Day	0	0.00%	0	0.00%
Vote by Mail	1	0.21%	0	0.00%
Canvass	0		0	
Total	1	0.20%	0	0.00%
0021615				
Election Day	0	0.00%	0	0.00%
Vote by Mail	6	1.09%	1	0.18%
Canvass	0	0.00%	0	0.00%
Total	6	1.03%	1	0.17%
0021688				
Election Day	0	0.00%	0	0.00%
Vote by Mail	8	1.44%	0	0.00%
Canvass	0	0.00%	0	0.00%
Total	8	1.33%	0	0.00%
0021712				
Election Day	0	0.00%	0	0.00%
Vote by Mail	0	0.00%	0	0.00%
Canvass	0		0	
Total	0	0.00%	0	0.00%
0021725				
Election Day	0	0.00%	0	0.00%
Vote by Mail	0	0.00%	0	0.00%
Canvass	0	0.00%	0	0.00%
Total	0	0.00%	0	0.00%
0021783				
Election Day	0	0.00%	0	0.00%
Vote by Mail	0	0.00%	0	0.00%
Canvass	0	0.00%	0	0.00%
Total	0	0.00%	0	0.00%

Precinct	CHAUNCEY "SLIM" KILLENS (REP)		KEVIN KILEY (REP)		PATRICK KILPATRICK (DEM)		ANTHONY TRIMINO (REP)		JOEL VENTRESCA (DEM)		KEVIN L. FAULCONER (REP)		RHONDA FURIN (REP)	
0021606														
Election Day	0	0.00%	1	4.76%	0	0.00%	0	0.00%	1	4.76%	1	4.76%	0	0.00%
Vote by Mail	1	0.21%	21	4.45%	3	0.64%	5	1.06%	17	3.60%	18	3.81%	0	0.00%
Canvass	0		0		0		0		0		0		0	
Total	1	0.20%	22	4.46%	3	0.61%	5	1.01%	18	3.65%	19	3.85%	0	0.00%
0021615														
Election Day	0	0.00%	2	6.90%	0	0.00%	0	0.00%	0	0.00%	0	0.00%	0	0.00%
Vote by Mail	0	0.00%	26	4.74%	7	1.28%	0	0.00%	18	3.28%	26	4.74%	0	0.00%
Canvass	0	0.00%	0	0.00%	0	0.00%	0	0.00%	0	0.00%	0	0.00%	0	0.00%
Total	0	0.00%	28	4.82%	7	1.20%	0	0.00%	18	3.10%	26	4.48%	0	0.00%
0021688														
Election Day	0	0.00%	8	19.05%	0	0.00%	0	0.00%	0	0.00%	2	4.76%	0	0.00%
Vote by Mail	1	0.18%	37	6.67%	3	0.54%	1	0.18%	25	4.50%	35	6.31%	1	0.18%
Canvass	0	0.00%	0	0.00%	0	0.00%	0	0.00%	0	0.00%	0	0.00%	0	0.00%
Total	1	0.17%	45	7.49%	3	0.50%	1	0.17%	25	4.16%	37	6.16%	1	0.17%
0021712														
Election Day	0	0.00%	0	0.00%	0	0.00%	0	0.00%	0	0.00%	0	0.00%	0	0.00%
Vote by Mail	0	0.00%	1	2.70%	0	0.00%	0	0.00%	2	5.41%	2	5.41%	0	0.00%
Canvass	0		0		0		0		0		0		0	
Total	0	0.00%	1	2.38%	0	0.00%	0	0.00%	2	4.76%	2	4.76%	0	0.00%
0021725														
Election Day	0	0.00%	0	0.00%	0	0.00%	0	0.00%	0	0.00%	0	0.00%	0	0.00%
Vote by Mail	0	0.00%	3	6.12%	0	0.00%	0	0.00%	2	4.08%	1	2.04%	0	0.00%
Canvass	0	0.00%	0	0.00%	0	0.00%	0	0.00%	0	0.00%	0	0.00%	0	0.00%
Total	0	0.00%	3	5.26%	0	0.00%	0	0.00%	2	3.51%	1	1.75%	0	0.00%
0021783														
Election Day	0	0.00%	1	16.67%	0	0.00%	0	0.00%	0	0.00%	1	16.67%	0	0.00%
Vote by Mail	0	0.00%	2	4.88%	3	7.32%	0	0.00%	2	4.88%	0	0.00%	0	0.00%
Canvass	0	0.00%	0	0.00%	0	0.00%	0	0.00%	0	0.00%	0	0.00%	0	0.00%
Total	0	0.00%	3	6.25%	3	6.25%	0	0.00%	2	4.17%	1	2.08%	0	0.00%

Precinct	ROBERT C. NEWMAN II (REP)		DENNIS RICHTER (NPP)		BRANDON M. ROSS (DEM)		SAM L. GALLUCCI (REP)		TED GAINES (REP)		CAITLYN JENNER (REP)		LEO S. ZACKY (REP)	
0021606														
Election Day	0	0.00%	0	0.00%	1	4.76%	0	0.00%	0	0.00%	0	0.00%	0	0.00%
Vote by Mail	2	0.42%	0	0.00%	14	2.97%	1	0.21%	19	4.03%	9	1.91%	0	0.00%
Canvass	0		0		0		0		0		0		0	
Total	2	0.41%	0	0.00%	15	3.04%	1	0.20%	19	3.85%	9	1.83%	0	0.00%
0021615														
Election Day	0	0.00%	0	0.00%	1	3.45%	0	0.00%	0	0.00%	0	0.00%	0	0.00%
Vote by Mail	1	0.18%	2	0.36%	16	2.91%	0	0.00%	12	2.19%	8	1.46%	0	0.00%
Canvass	0	0.00%	0	0.00%	0	0.00%	0	0.00%	0	0.00%	0	0.00%	0	0.00%
Total	1	0.17%	2	0.34%	17	2.93%	0	0.00%	12	2.07%	8	1.38%	0	0.00%
0021688														
Election Day	0	0.00%	0	0.00%	1	2.38%	0	0.00%	0	0.00%	1	2.38%	0	0.00%
Vote by Mail	0	0.00%	0	0.00%	25	4.50%	2	0.36%	14	2.52%	7	1.26%	0	0.00%
Canvass	0	0.00%	0	0.00%	0	0.00%	0	0.00%	0	0.00%	0	0.00%	0	0.00%
Total	0	0.00%	0	0.00%	26	4.33%	2	0.33%	14	2.33%	8	1.33%	0	0.00%
0021712														
Election Day	0	0.00%	0	0.00%	1	20.00%	0	0.00%	0	0.00%	0	0.00%	0	0.00%
Vote by Mail	0	0.00%	0	0.00%	0	0.00%	0	0.00%	3	8.11%	1	2.70%	0	0.00%
Canvass	0		0		0		0		0		0		0	
Total	0	0.00%	0	0.00%	1	2.38%	0	0.00%	3	7.14%	1	2.38%	0	0.00%
0021725														
Election Day	0	0.00%	0	0.00%	0	0.00%	0	0.00%	1	20.00%	0	0.00%	0	0.00%
Vote by Mail	0	0.00%	0	0.00%	1	2.04%	0	0.00%	0	0.00%	0	0.00%	0	0.00%
Canvass	0	0.00%	0	0.00%	0	0.00%	0	0.00%	0	0.00%	0	0.00%	0	0.00%
Total	0	0.00%	0	0.00%	1	1.75%	0	0.00%	1	1.75%	0	0.00%	0	0.00%
0021783														
Election Day	1	16.67%	0	0.00%	0	0.00%	0	0.00%	0	0.00%	0	0.00%	0	0.00%
Vote by Mail	0	0.00%	0	0.00%	3	7.32%	0	0.00%	2	4.88%	1	2.44%	0	0.00%
Canvass	0	0.00%	0	0.00%	0	0.00%	0	0.00%	0	0.00%	0	0.00%	0	0.00%
Total	1	2.08%	0	0.00%	3	6.25%	0	0.00%	2	4.17%	1	2.08%	0	0.00%

Precinct	JENNY RAE LE ROUX (REP)		DAVID LOZANO (REP)		STEVE CHAVEZ LODGE (REP)		MICHAEL LOEBBS (NPP)		DENIS LUCEY (NPP)		DIEGO MARTINEZ (REP)		JEREMIAH "JEREMY" MARCINIAK (NPP)	
0021606														
Election Day	0	0.00%	0	0.00%	0	0.00%	0	0.00%	0	0.00%	0	0.00%	0	0.00%
Vote by Mail	4	0.85%	0	0.00%	0	0.00%	1	0.21%	0	0.00%	1	0.21%	0	0.00%
Canvass	0		0		0		0		0		0		0	
Total	4	0.81%	0	0.00%	0	0.00%	1	0.20%	0	0.00%	1	0.20%	0	0.00%
0021615														
Election Day	1	3.45%	0	0.00%	0	0.00%	0	0.00%	0	0.00%	0	0.00%	0	0.00%
Vote by Mail	3	0.55%	2	0.36%	2	0.36%	2	0.36%	0	0.00%	0	0.00%	0	0.00%
Canvass	0	0.00%	0	0.00%	0	0.00%	0	0.00%	0	0.00%	0	0.00%	0	0.00%
Total	4	0.69%	2	0.34%	2	0.34%	2	0.34%	0	0.00%	0	0.00%	0	0.00%
0021688														
Election Day	0	0.00%	0	0.00%	0	0.00%	0	0.00%	0	0.00%	1	2.38%	0	0.00%
Vote by Mail	3	0.54%	0	0.00%	2	0.36%	1	0.18%	2	0.36%	0	0.00%	0	0.00%
Canvass	0	0.00%	0	0.00%	0	0.00%	0	0.00%	0	0.00%	0	0.00%	0	0.00%
Total	3	0.50%	0	0.00%	2	0.33%	1	0.17%	2	0.33%	1	0.17%	0	0.00%
0021712														
Election Day	0	0.00%	0	0.00%	0	0.00%	0	0.00%	0	0.00%	0	0.00%	0	0.00%
Vote by Mail	0	0.00%	0	0.00%	0	0.00%	0	0.00%	0	0.00%	0	0.00%	0	0.00%
Canvass	0		0		0		0		0		0		0	
Total	0	0.00%	0	0.00%	0	0.00%	0	0.00%	0	0.00%	0	0.00%	0	0.00%
0021725														
Election Day	0	0.00%	0	0.00%	0	0.00%	0	0.00%	0	0.00%	0	0.00%	0	0.00%
Vote by Mail	0	0.00%	0	0.00%	0	0.00%	0	0.00%	0	0.00%	0	0.00%	0	0.00%
Canvass	0	0.00%	0	0.00%	0	0.00%	0	0.00%	0	0.00%	0	0.00%	0	0.00%
Total	0	0.00%	0	0.00%	0	0.00%	0	0.00%	0	0.00%	0	0.00%	0	0.00%
0021783														
Election Day	0	0.00%	0	0.00%	0	0.00%	0	0.00%	0	0.00%	0	0.00%	0	0.00%
Vote by Mail	0	0.00%	0	0.00%	0	0.00%	1	2.44%	0	0.00%	0	0.00%	0	0.00%
Canvass	0	0.00%	0	0.00%	0	0.00%	0	0.00%	0	0.00%	0	0.00%	0	0.00%
Total	0	0.00%	0	0.00%	0	0.00%	1	2.08%	0	0.00%	0	0.00%	0	0.00%

Precinct	DANIEL MERCURI (REP)		JACQUELINE MCGOWAN (DEM)		DAVID MOORE (NPP)		DAVID ALEXANDER BRAMANTE (REP)		HOLLY L. BAADE (DEM)		ANGELYNE (NPP)		JAMES G. HANINK (NPP)	
0021606														
Election Day	0	0.00%	0	0.00%	0	0.00%	0	0.00%	0	0.00%	0	0.00%	0	0.00%
Vote by Mail	0	0.00%	5	1.06%	0	0.00%	0	0.00%	0	0.00%	0	0.00%	0	0.00%
Canvass	0		0		0		0		0		0		0	
Total	0	0.00%	5	1.01%	0	0.00%	0	0.00%	0	0.00%	0	0.00%	0	0.00%
0021615														
Election Day	0	0.00%	0	0.00%	0	0.00%	0	0.00%	0	0.00%	0	0.00%	0	0.00%
Vote by Mail	0	0.00%	6	1.09%	0	0.00%	0	0.00%	5	0.91%	2	0.36%	0	0.00%
Canvass	0	0.00%	1	33.33%	0	0.00%	0	0.00%	0	0.00%	0	0.00%	0	0.00%
Total	0	0.00%	7	1.20%	0	0.00%	0	0.00%	5	0.86%	2	0.34%	0	0.00%
0021688														
Election Day	0	0.00%	0	0.00%	0	0.00%	0	0.00%	0	0.00%	0	0.00%	0	0.00%
Vote by Mail	1	0.18%	12	2.16%	2	0.36%	0	0.00%	7	1.26%	0	0.00%	1	0.18%
Canvass	0	0.00%	0	0.00%	0	0.00%	0	0.00%	0	0.00%	0	0.00%	0	0.00%
Total	1	0.17%	12	2.00%	2	0.33%	0	0.00%	7	1.16%	0	0.00%	1	0.17%
0021712														
Election Day	0	0.00%	0	0.00%	0	0.00%	0	0.00%	0	0.00%	0	0.00%	0	0.00%
Vote by Mail	0	0.00%	0	0.00%	0	0.00%	0	0.00%	0	0.00%	0	0.00%	0	0.00%
Canvass	0		0		0		0		0		0		0	
Total	0	0.00%	0	0.00%	0	0.00%	0	0.00%	0	0.00%	0	0.00%	0	0.00%
0021725														
Election Day	0	0.00%	0	0.00%	0	0.00%	0	0.00%	0	0.00%	0	0.00%	0	0.00%
Vote by Mail	0	0.00%	2	4.08%	0	0.00%	0	0.00%	0	0.00%	0	0.00%	0	0.00%
Canvass	0	0.00%	0	0.00%	0	0.00%	0	0.00%	0	0.00%	0	0.00%	0	0.00%
Total	0	0.00%	2	3.51%	0	0.00%	0	0.00%	0	0.00%	0	0.00%	0	0.00%
0021783														
Election Day	0	0.00%	0	0.00%	0	0.00%	0	0.00%	0	0.00%	0	0.00%	0	0.00%
Vote by Mail	0	0.00%	1	2.44%	0	0.00%	0	0.00%	0	0.00%	0	0.00%	0	0.00%
Canvass	0	0.00%	0	0.00%	0	0.00%	0	0.00%	0	0.00%	0	0.00%	0	0.00%
Total	0	0.00%	1	2.08%	0	0.00%	0	0.00%	0	0.00%	0	0.00%	0	0.00%

Precinct	DAVID HILLBERG (REP)		JEFF HEWITT (LIB)		JOHN R. DRAKE (DEM)		LARRY A. ELDER (REP)		KEVIN PAFFRATH (DEM)		ADAM PAPAGAN (NPP)		ARMANDO "MANDO" PEREZ- SERRATO (DEM)	
0021606														
Election Day	0	0.00%	0	0.00%	0	0.00%	15	71.43%	2	9.52%	0	0.00%	0	0.00%
Vote by Mail	0	0.00%	5	1.06%	4	0.85%	277	58.69%	20	4.24%	0	0.00%	0	0.00%
Canvass	0		0		0		0		0		0		0	
Total	0	0.00%	5	1.01%	4	0.81%	292	59.23%	22	4.46%	0	0.00%	0	0.00%
0021615														
Election Day	0	0.00%	0	0.00%	0	0.00%	23	79.31%	0	0.00%	0	0.00%	0	0.00%
Vote by Mail	1	0.18%	3	0.55%	1	0.18%	311	56.65%	32	5.83%	0	0.00%	1	0.18%
Canvass	0	0.00%	0	0.00%	0	0.00%	2	66.67%	0	0.00%	0	0.00%	0	0.00%
Total	1	0.17%	3	0.52%	1	0.17%	336	57.83%	32	5.51%	0	0.00%	1	0.17%
0021688														
Election Day	0	0.00%	0	0.00%	0	0.00%	25	59.52%	2	4.76%	0	0.00%	0	0.00%
Vote by Mail	1	0.18%	4	0.72%	3	0.54%	274	49.37%	21	3.78%	0	0.00%	6	1.08%
Canvass	0	0.00%	0	0.00%	0	0.00%	3	75.00%	0	0.00%	0	0.00%	0	0.00%
Total	1	0.17%	4	0.67%	3	0.50%	302	50.25%	23	3.83%	0	0.00%	6	1.00%
0021712														
Election Day	0	0.00%	0	0.00%	0	0.00%	4	80.00%	0	0.00%	0	0.00%	0	0.00%
Vote by Mail	0	0.00%	0	0.00%	0	0.00%	18	48.65%	3	8.11%	0	0.00%	0	0.00%
Canvass	0		0		0		0		0		0		0	
Total	0	0.00%	0	0.00%	0	0.00%	22	52.38%	3	7.14%	0	0.00%	0	0.00%
0021725														
Election Day	0	0.00%	0	0.00%	0	0.00%	4	80.00%	0	0.00%	0	0.00%	0	0.00%
Vote by Mail	0	0.00%	0	0.00%	0	0.00%	30	61.22%	0	0.00%	0	0.00%	1	2.04%
Canvass	0	0.00%	0	0.00%	0	0.00%	3	100.00%	0	0.00%	0	0.00%	0	0.00%
Total	0	0.00%	0	0.00%	0	0.00%	37	64.91%	0	0.00%	0	0.00%	1	1.75%
0021783														
Election Day	0	0.00%	0	0.00%	0	0.00%	3	50.00%	0	0.00%	0	0.00%	0	0.00%
Vote by Mail	0	0.00%	0	0.00%	1	2.44%	18	43.90%	4	9.76%	0	0.00%	0	0.00%
Canvass	0	0.00%	0	0.00%	0	0.00%	1	100.00%	0	0.00%	0	0.00%	0	0.00%
Total	0	0.00%	0	0.00%	1	2.08%	22	45.83%	4	8.33%	0	0.00%	0	0.00%

Precinct	JOHN COX (REP)		HEATHER COLLINS (G-P)		DANIEL WATTS (DEM)		NICKOLAS WILDSTAR (REP)		SARAH STEPHENS (REP)		DENVER STONER (REP)		JOE M. SYMMON (REP)	
0021606														
Election Day	0	0.00%	0	0.00%	0	0.00%	0	0.00%	0	0.00%	0	0.00%	0	0.00%
Vote by Mail	24	5.08%	1	0.21%	6	1.27%	2	0.42%	0	0.00%	0	0.00%	0	0.00%
Canvass	0		0		0		0		0		0		0	
Total	24	4.87%	1	0.20%	6	1.22%	2	0.41%	0	0.00%	0	0.00%	0	0.00%
0021615														
Election Day	2	6.90%	0	0.00%	0	0.00%	0	0.00%	0	0.00%	0	0.00%	0	0.00%
Vote by Mail	26	4.74%	0	0.00%	4	0.73%	0	0.00%	1	0.18%	2	0.36%	1	0.18%
Canvass	0	0.00%	0	0.00%	0	0.00%	0	0.00%	0	0.00%	0	0.00%	0	0.00%
Total	28	4.82%	0	0.00%	4	0.69%	0	0.00%	1	0.17%	2	0.34%	1	0.17%
0021688														
Election Day	2	4.76%	0	0.00%	0	0.00%	0	0.00%	0	0.00%	0	0.00%	0	0.00%
Vote by Mail	32	5.77%	6	1.08%	3	0.54%	1	0.18%	1	0.18%	0	0.00%	1	0.18%
Canvass	0	0.00%	1	25.00%	0	0.00%	0	0.00%	0	0.00%	0	0.00%	0	0.00%
Total	34	5.66%	7	1.16%	3	0.50%	1	0.17%	1	0.17%	0	0.00%	1	0.17%
0021712														
Election Day	0	0.00%	0	0.00%	0	0.00%	0	0.00%	0	0.00%	0	0.00%	0	0.00%
Vote by Mail	3	8.11%	0	0.00%	2	5.41%	0	0.00%	0	0.00%	0	0.00%	0	0.00%
Canvass	0		0		0		0		0		0		0	
Total	3	7.14%	0	0.00%	2	4.76%	0	0.00%	0	0.00%	0	0.00%	0	0.00%
0021725														
Election Day	0	0.00%	0	0.00%	0	0.00%	0	0.00%	0	0.00%	0	0.00%	0	0.00%
Vote by Mail	4	8.16%	0	0.00%	5	10.20%	0	0.00%	0	0.00%	0	0.00%	0	0.00%
Canvass	0	0.00%	0	0.00%	0	0.00%	0	0.00%	0	0.00%	0	0.00%	0	0.00%
Total	4	7.02%	0	0.00%	5	8.77%	0	0.00%	0	0.00%	0	0.00%	0	0.00%
0021783														
Election Day	0	0.00%	0	0.00%	0	0.00%	0	0.00%	0	0.00%	0	0.00%	0	0.00%
Vote by Mail	2	4.88%	0	0.00%	1	2.44%	0	0.00%	0	0.00%	0	0.00%	0	0.00%
Canvass	0	0.00%	0	0.00%	0	0.00%	0	0.00%	0	0.00%	0	0.00%	0	0.00%
Total	2	4.17%	0	0.00%	1	2.08%	0	0.00%	0	0.00%	0	0.00%	0	0.00%

Precinct	MAJOR SINGH (NPP)		DOUG OSE (REP)		Write-in		Total Votes	ROXANNE Qualified Write In		STACY SMITH Qualified Write In		MAJOR WILLIAMS Qualified Write In	
0021606													
Election Day	0	0.00%	0	0.00%	0	0.00%	21	0	0.00%	0	0.00%	0	0.00%
Vote by Mail	3	0.64%	8	1.69%	0	0.00%	472	0	0.00%	0	0.00%	0	0.00%
Canvass	0		0		0		0	0		0		0	
Total	3	0.61%	8	1.62%	0	0.00%	493	0	0.00%	0	0.00%	0	0.00%
0021615													
Election Day	0	0.00%	0	0.00%	0	0.00%	29	0	0.00%	0	0.00%	0	0.00%
Vote by Mail	7	1.28%	14	2.55%	0	0.00%	549	0	0.00%	0	0.00%	0	0.00%
Canvass	0	0.00%	0	0.00%	0	0.00%	3	0	0.00%	0	0.00%	0	0.00%
Total	7	1.20%	14	2.41%	0	0.00%	581	0	0.00%	0	0.00%	0	0.00%
0021688													
Election Day	0	0.00%	0	0.00%	0	0.00%	42	0	0.00%	0	0.00%	0	0.00%
Vote by Mail	0	0.00%	10	1.80%	2	0.36%	555	0	0.00%	0	0.00%	2	0.36%
Canvass	0	0.00%	0	0.00%	0	0.00%	4	0	0.00%	0	0.00%	0	0.00%
Total	0	0.00%	10	1.66%	2	0.33%	601	0	0.00%	0	0.00%	2	0.33%
0021712													
Election Day	0	0.00%	0	0.00%	0	0.00%	5	0	0.00%	0	0.00%	0	0.00%
Vote by Mail	0	0.00%	0	0.00%	2	5.41%	37	0	0.00%	0	0.00%	2	5.41%
Canvass	0		0		0		0	0		0		0	
Total	0	0.00%	0	0.00%	2	4.76%	42	0	0.00%	0	0.00%	2	4.76%
0021725													
Election Day	0	0.00%	0	0.00%	0	0.00%	5	0	0.00%	0	0.00%	0	0.00%
Vote by Mail	0	0.00%	0	0.00%	0	0.00%	49	0	0.00%	0	0.00%	0	0.00%
Canvass	0	0.00%	0	0.00%	0	0.00%	3	0	0.00%	0	0.00%	0	0.00%
Total	0	0.00%	0	0.00%	0	0.00%	57	0	0.00%	0	0.00%	0	0.00%
0021783													
Election Day	0	0.00%	0	0.00%	0	0.00%	6	0	0.00%	0	0.00%	0	0.00%
Vote by Mail	0	0.00%	0	0.00%	0	0.00%	41	0	0.00%	0	0.00%	0	0.00%
Canvass	0	0.00%	0	0.00%	0	0.00%	1	0	0.00%	0	0.00%	0	0.00%
Total	0	0.00%	0	0.00%	0	0.00%	48	0	0.00%	0	0.00%	0	0.00%

Precinct	THUY E. HUGENS Qualified Write In		MIKI HABRYN Qualified Write In		VINCE LUNDGREN Qualified Write In		VIVEK B. MOHAN Qualified Write In	
0021606								
Election Day	0	0.00%	0	0.00%	0	0.00%	0	0.00%
Vote by Mail	0	0.00%	0	0.00%	0	0.00%	0	0.00%
Canvass	0		0		0		0	
Total	0	0.00%	0	0.00%	0	0.00%	0	0.00%
0021615								
Election Day	0	0.00%	0	0.00%	0	0.00%	0	0.00%
Vote by Mail	0	0.00%	0	0.00%	0	0.00%	0	0.00%
Canvass	0	0.00%	0	0.00%	0	0.00%	0	0.00%
Total	0	0.00%	0	0.00%	0	0.00%	0	0.00%
0021688								
Election Day	0	0.00%	0	0.00%	0	0.00%	0	0.00%
Vote by Mail	0	0.00%	0	0.00%	0	0.00%	0	0.00%
Canvass	0	0.00%	0	0.00%	0	0.00%	0	0.00%
Total	0	0.00%	0	0.00%	0	0.00%	0	0.00%
0021712								
Election Day	0	0.00%	0	0.00%	0	0.00%	0	0.00%
Vote by Mail	0	0.00%	0	0.00%	0	0.00%	0	0.00%
Canvass	0		0		0		0	
Total	0	0.00%	0	0.00%	0	0.00%	0	0.00%
0021725								
Election Day	0	0.00%	0	0.00%	0	0.00%	0	0.00%
Vote by Mail	0	0.00%	0	0.00%	0	0.00%	0	0.00%
Canvass	0	0.00%	0	0.00%	0	0.00%	0	0.00%
Total	0	0.00%	0	0.00%	0	0.00%	0	0.00%
0021783								
Election Day	0	0.00%	0	0.00%	0	0.00%	0	0.00%
Vote by Mail	0	0.00%	0	0.00%	0	0.00%	0	0.00%
Canvass	0	0.00%	0	0.00%	0	0.00%	0	0.00%
Total	0	0.00%	0	0.00%	0	0.00%	0	0.00%

Precinct	Times Cast	Registered Voters	Undervotes	Overvotes
0021846				
Election Day	55	1,524	5	0
Vote by Mail	727	1,524	283	3
Canvass	4	1,524	0	0
Total	786	1,524	288	3
0021895				
Election Day	54	1,847	8	1
Vote by Mail	945	1,847	341	3
Canvass	7	1,847	0	0
Total	1,006	1,847	349	4
0021904				
Election Day	43	1,192	4	0
Vote by Mail	513	1,192	193	3
Canvass	0	1,192	0	0
Total	556	1,192	197	3
0021975				
Election Day	42	1,582	8	1
Vote by Mail	698	1,582	275	2
Canvass	3	1,582	1	0
Total	743	1,582	284	3
0022003				
Election Day	49	1,461	3	0
Vote by Mail	847	1,461	264	6
Canvass	3	1,461	1	0
Total	899	1,461	268	6
0022034				
Election Day	36	1,392	1	0
Vote by Mail	910	1,392	311	3
Canvass	2	1,392	0	0
Total	948	1,392	312	3

Precinct	DAN KAPELOVITZ (G-P)		KEVIN K. KAUL (NPP)	
0021846				
Election Day	0	0.00%	0	0.00%
Vote by Mail	3	0.68%	0	0.00%
Canvass	0	0.00%	0	0.00%
Total	3	0.61%	0	0.00%
0021895				
Election Day	1	2.22%	0	0.00%
Vote by Mail	3	0.50%	0	0.00%
Canvass	0	0.00%	0	0.00%
Total	4	0.61%	0	0.00%
0021904				
Election Day	0	0.00%	0	0.00%
Vote by Mail	1	0.32%	1	0.32%
Canvass	0		0	
Total	1	0.28%	1	0.28%
0021975				
Election Day	1	3.03%	0	0.00%
Vote by Mail	0	0.00%	1	0.24%
Canvass	0	0.00%	0	0.00%
Total	1	0.22%	1	0.22%
0022003				
Election Day	0	0.00%	0	0.00%
Vote by Mail	1	0.17%	0	0.00%
Canvass	0	0.00%	0	0.00%
Total	1	0.16%	0	0.00%
0022034				
Election Day	0	0.00%	0	0.00%
Vote by Mail	7	1.17%	0	0.00%
Canvass	0	0.00%	0	0.00%
Total	7	1.11%	0	0.00%

Precinct	CHAUNCEY "SLIM" KILLENS (REP)		KEVIN KILEY (REP)		PATRICK KILPATRICK (DEM)		ANTHONY TRIMINO (REP)		JOEL VENTRESCA (DEM)		KEVIN L. FAULCONER (REP)		RHONDA FURIN (REP)	
0021846														
Election Day	0	0.00%	3	6.00%	0	0.00%	0	0.00%	3	6.00%	0	0.00%	1	2.00%
Vote by Mail	2	0.45%	25	5.67%	4	0.91%	0	0.00%	15	3.40%	20	4.54%	0	0.00%
Canvass	0	0.00%	0	0.00%	0	0.00%	0	0.00%	0	0.00%	0	0.00%	0	0.00%
Total	2	0.40%	28	5.66%	4	0.81%	0	0.00%	18	3.64%	20	4.04%	1	0.20%
0021895														
Election Day	0	0.00%	9	20.00%	0	0.00%	0	0.00%	0	0.00%	0	0.00%	0	0.00%
Vote by Mail	0	0.00%	34	5.66%	6	1.00%	4	0.67%	10	1.66%	48	7.99%	0	0.00%
Canvass	0	0.00%	0	0.00%	0	0.00%	0	0.00%	0	0.00%	0	0.00%	0	0.00%
Total	0	0.00%	43	6.58%	6	0.92%	4	0.61%	10	1.53%	48	7.35%	0	0.00%
0021904														
Election Day	0	0.00%	1	2.56%	0	0.00%	0	0.00%	0	0.00%	0	0.00%	0	0.00%
Vote by Mail	0	0.00%	18	5.68%	5	1.58%	7	2.21%	3	0.95%	14	4.42%	0	0.00%
Canvass	0	0.00%	0	0.00%	0	0.00%	0	0.00%	0	0.00%	0	0.00%	0	0.00%
Total	0	0.00%	19	5.34%	5	1.40%	7	1.97%	3	0.84%	14	3.93%	0	0.00%
0021975														
Election Day	0	0.00%	3	9.09%	0	0.00%	0	0.00%	0	0.00%	2	6.06%	0	0.00%
Vote by Mail	1	0.24%	23	5.46%	6	1.43%	1	0.24%	14	3.33%	20	4.75%	0	0.00%
Canvass	0	0.00%	1	50.00%	0	0.00%	0	0.00%	0	0.00%	0	0.00%	0	0.00%
Total	1	0.22%	27	5.92%	6	1.32%	1	0.22%	14	3.07%	22	4.82%	0	0.00%
0022003														
Election Day	0	0.00%	1	2.17%	1	2.17%	0	0.00%	0	0.00%	0	0.00%	0	0.00%
Vote by Mail	0	0.00%	52	9.01%	2	0.35%	3	0.52%	18	3.12%	35	6.07%	0	0.00%
Canvass	0	0.00%	0	0.00%	0	0.00%	0	0.00%	0	0.00%	0	0.00%	0	0.00%
Total	0	0.00%	53	8.48%	3	0.48%	3	0.48%	18	2.88%	35	5.60%	0	0.00%
0022034														
Election Day	0	0.00%	2	5.71%	0	0.00%	0	0.00%	0	0.00%	0	0.00%	0	0.00%
Vote by Mail	0	0.00%	41	6.88%	0	0.00%	2	0.34%	24	4.03%	32	5.37%	0	0.00%
Canvass	0	0.00%	0	0.00%	0	0.00%	0	0.00%	0	0.00%	0	0.00%	0	0.00%
Total	0	0.00%	43	6.79%	0	0.00%	2	0.32%	24	3.79%	32	5.06%	0	0.00%

Precinct	ROBERT C. NEWMAN II (REP)		DENNIS RICHTER (NPP)		BRANDON M. ROSS (DEM)		SAM L. GALLUCCI (REP)		TED GAINES (REP)		CAITLYN JENNER (REP)		LEO S. ZACKY (REP)	
0021846														
Election Day	0	0.00%	0	0.00%	1	2.00%	0	0.00%	0	0.00%	0	0.00%	0	0.00%
Vote by Mail	3	0.68%	0	0.00%	18	4.08%	1	0.23%	9	2.04%	2	0.45%	0	0.00%
Canvass	0	0.00%	0	0.00%	0	0.00%	0	0.00%	0	0.00%	1	25.00%	0	0.00%
Total	3	0.61%	0	0.00%	19	3.84%	1	0.20%	9	1.82%	3	0.61%	0	0.00%
0021895														
Election Day	1	2.22%	0	0.00%	1	2.22%	0	0.00%	0	0.00%	0	0.00%	0	0.00%
Vote by Mail	1	0.17%	0	0.00%	19	3.16%	1	0.17%	6	1.00%	6	1.00%	3	0.50%
Canvass	0	0.00%	0	0.00%	0	0.00%	0	0.00%	0	0.00%	0	0.00%	0	0.00%
Total	2	0.31%	0	0.00%	20	3.06%	1	0.15%	6	0.92%	6	0.92%	3	0.46%
0021904														
Election Day	0	0.00%	0	0.00%	1	2.56%	0	0.00%	0	0.00%	0	0.00%	0	0.00%
Vote by Mail	1	0.32%	2	0.63%	16	5.05%	3	0.95%	4	1.26%	5	1.58%	0	0.00%
Canvass	0		0		0		0		0		0		0	
Total	1	0.28%	2	0.56%	17	4.78%	3	0.84%	4	1.12%	5	1.40%	0	0.00%
0021975														
Election Day	0	0.00%	0	0.00%	1	3.03%	0	0.00%	0	0.00%	0	0.00%	0	0.00%
Vote by Mail	1	0.24%	2	0.48%	13	3.09%	3	0.71%	8	1.90%	6	1.43%	1	0.24%
Canvass	0	0.00%	0	0.00%	0	0.00%	0	0.00%	0	0.00%	0	0.00%	0	0.00%
Total	1	0.22%	2	0.44%	14	3.07%	3	0.66%	8	1.75%	6	1.32%	1	0.22%
0022003														
Election Day	0	0.00%	0	0.00%	1	2.17%	0	0.00%	3	6.52%	0	0.00%	0	0.00%
Vote by Mail	0	0.00%	1	0.17%	22	3.81%	1	0.17%	9	1.56%	2	0.35%	1	0.17%
Canvass	0	0.00%	0	0.00%	0	0.00%	0	0.00%	0	0.00%	0	0.00%	0	0.00%
Total	0	0.00%	1	0.16%	23	3.68%	1	0.16%	12	1.92%	2	0.32%	1	0.16%
0022034														
Election Day	0	0.00%	0	0.00%	2	5.71%	0	0.00%	0	0.00%	0	0.00%	0	0.00%
Vote by Mail	0	0.00%	1	0.17%	12	2.01%	0	0.00%	18	3.02%	4	0.67%	0	0.00%
Canvass	0	0.00%	0	0.00%	0	0.00%	0	0.00%	0	0.00%	0	0.00%	0	0.00%
Total	0	0.00%	1	0.16%	14	2.21%	0	0.00%	18	2.84%	4	0.63%	0	0.00%

Precinct	JENNY RAE LE ROUX (REP)		DAVID LOZANO (REP)		STEVE CHAVEZ LODGE (REP)		MICHAEL LOEBBS (NPP)		DENIS LUCEY (NPP)		DIEGO MARTINEZ (REP)		JEREMIAH "JEREMY" MARCINIAK (NPP)	
0021846														
Election Day	0	0.00%	0	0.00%	0	0.00%	0	0.00%	0	0.00%	0	0.00%	0	0.00%
Vote by Mail	2	0.45%	2	0.45%	1	0.23%	1	0.23%	0	0.00%	1	0.23%	1	0.23%
Canvass	0	0.00%	0	0.00%	0	0.00%	0	0.00%	0	0.00%	0	0.00%	0	0.00%
Total	2	0.40%	2	0.40%	1	0.20%	1	0.20%	0	0.00%	1	0.20%	1	0.20%
0021895														
Election Day	0	0.00%	0	0.00%	0	0.00%	0	0.00%	0	0.00%	0	0.00%	0	0.00%
Vote by Mail	0	0.00%	3	0.50%	2	0.33%	0	0.00%	0	0.00%	0	0.00%	0	0.00%
Canvass	0	0.00%	0	0.00%	0	0.00%	0	0.00%	0	0.00%	0	0.00%	0	0.00%
Total	0	0.00%	3	0.46%	2	0.31%	0	0.00%	0	0.00%	0	0.00%	0	0.00%
0021904														
Election Day	0	0.00%	1	2.56%	0	0.00%	0	0.00%	0	0.00%	0	0.00%	0	0.00%
Vote by Mail	1	0.32%	0	0.00%	0	0.00%	1	0.32%	1	0.32%	2	0.63%	0	0.00%
Canvass	0		0		0		0		0		0		0	
Total	1	0.28%	1	0.28%	0	0.00%	1	0.28%	1	0.28%	2	0.56%	0	0.00%
0021975														
Election Day	0	0.00%	0	0.00%	0	0.00%	0	0.00%	0	0.00%	0	0.00%	0	0.00%
Vote by Mail	4	0.95%	2	0.48%	0	0.00%	1	0.24%	0	0.00%	2	0.48%	0	0.00%
Canvass	0	0.00%	0	0.00%	0	0.00%	0	0.00%	0	0.00%	0	0.00%	0	0.00%
Total	4	0.88%	2	0.44%	0	0.00%	1	0.22%	0	0.00%	2	0.44%	0	0.00%
0022003														
Election Day	0	0.00%	1	2.17%	0	0.00%	0	0.00%	0	0.00%	0	0.00%	0	0.00%
Vote by Mail	2	0.35%	0	0.00%	0	0.00%	0	0.00%	0	0.00%	0	0.00%	0	0.00%
Canvass	0	0.00%	1	50.00%	0	0.00%	0	0.00%	0	0.00%	0	0.00%	0	0.00%
Total	2	0.32%	2	0.32%	0	0.00%	0	0.00%	0	0.00%	0	0.00%	0	0.00%
0022034														
Election Day	0	0.00%	0	0.00%	0	0.00%	0	0.00%	0	0.00%	0	0.00%	0	0.00%
Vote by Mail	0	0.00%	3	0.50%	0	0.00%	2	0.34%	0	0.00%	0	0.00%	0	0.00%
Canvass	0	0.00%	0	0.00%	0	0.00%	0	0.00%	0	0.00%	0	0.00%	0	0.00%
Total	0	0.00%	3	0.47%	0	0.00%	2	0.32%	0	0.00%	0	0.00%	0	0.00%

Precinct	DANIEL MERCURI (REP)		JACQUELINE MCGOWAN (DEM)		DAVID MOORE (NPP)		DAVID ALEXANDER BRAMANTE (REP)		HOLLY L. BAADE (DEM)		ANGELYNE (NPP)		JAMES G. HANINK (NPP)	
0021846														
Election Day	0	0.00%	0	0.00%	0	0.00%	0	0.00%	0	0.00%	0	0.00%	0	0.00%
Vote by Mail	0	0.00%	15	3.40%	2	0.45%	0	0.00%	3	0.68%	0	0.00%	0	0.00%
Canvass	0	0.00%	0	0.00%	0	0.00%	0	0.00%	0	0.00%	0	0.00%	0	0.00%
Total	0	0.00%	15	3.03%	2	0.40%	0	0.00%	3	0.61%	0	0.00%	0	0.00%
0021895														
Election Day	0	0.00%	0	0.00%	0	0.00%	0	0.00%	0	0.00%	0	0.00%	0	0.00%
Vote by Mail	1	0.17%	17	2.83%	2	0.33%	0	0.00%	2	0.33%	0	0.00%	0	0.00%
Canvass	0	0.00%	0	0.00%	0	0.00%	0	0.00%	0	0.00%	0	0.00%	0	0.00%
Total	1	0.15%	17	2.60%	2	0.31%	0	0.00%	2	0.31%	0	0.00%	0	0.00%
0021904														
Election Day	0	0.00%	1	2.56%	0	0.00%	0	0.00%	1	2.56%	0	0.00%	0	0.00%
Vote by Mail	2	0.63%	9	2.84%	1	0.32%	0	0.00%	5	1.58%	2	0.63%	1	0.32%
Canvass	0		0		0		0		0		0		0	
Total	2	0.56%	10	2.81%	1	0.28%	0	0.00%	6	1.69%	2	0.56%	1	0.28%
0021975														
Election Day	2	6.06%	0	0.00%	0	0.00%	0	0.00%	2	6.06%	0	0.00%	0	0.00%
Vote by Mail	1	0.24%	13	3.09%	0	0.00%	1	0.24%	6	1.43%	2	0.48%	0	0.00%
Canvass	0	0.00%	0	0.00%	0	0.00%	0	0.00%	0	0.00%	0	0.00%	0	0.00%
Total	3	0.66%	13	2.85%	0	0.00%	1	0.22%	8	1.75%	2	0.44%	0	0.00%
0022003														
Election Day	0	0.00%	0	0.00%	0	0.00%	0	0.00%	0	0.00%	0	0.00%	0	0.00%
Vote by Mail	0	0.00%	13	2.25%	3	0.52%	0	0.00%	5	0.87%	0	0.00%	0	0.00%
Canvass	0	0.00%	0	0.00%	0	0.00%	0	0.00%	0	0.00%	0	0.00%	0	0.00%
Total	0	0.00%	13	2.08%	3	0.48%	0	0.00%	5	0.80%	0	0.00%	0	0.00%
0022034														
Election Day	0	0.00%	0	0.00%	0	0.00%	0	0.00%	0	0.00%	0	0.00%	0	0.00%
Vote by Mail	0	0.00%	9	1.51%	2	0.34%	1	0.17%	5	0.84%	0	0.00%	0	0.00%
Canvass	0	0.00%	1	50.00%	0	0.00%	0	0.00%	0	0.00%	0	0.00%	0	0.00%
Total	0	0.00%	10	1.58%	2	0.32%	1	0.16%	5	0.79%	0	0.00%	0	0.00%

Precinct	DAVID HILLBERG (REP)		JEFF HEWITT (LIB)		JOHN R. DRAKE (DEM)		LARRY A. ELDER (REP)		KEVIN PAFFRATH (DEM)		ADAM PAPAGAN (NPP)		ARMANDO "MANDO" PEREZ- SERRATO (DEM)	
0021846														
Election Day	0	0.00%	0	0.00%	0	0.00%	38	76.00%	0	0.00%	0	0.00%	1	2.00%
Vote by Mail	0	0.00%	0	0.00%	2	0.45%	242	54.88%	28	6.35%	0	0.00%	4	0.91%
Canvass	0	0.00%	0	0.00%	0	0.00%	3	75.00%	0	0.00%	0	0.00%	0	0.00%
Total	0	0.00%	0	0.00%	2	0.40%	283	57.17%	28	5.66%	0	0.00%	5	1.01%
0021895														
Election Day	0	0.00%	0	0.00%	0	0.00%	30	66.67%	0	0.00%	0	0.00%	0	0.00%
Vote by Mail	0	0.00%	6	1.00%	2	0.33%	336	55.91%	27	4.49%	0	0.00%	12	2.00%
Canvass	0	0.00%	0	0.00%	0	0.00%	4	57.14%	2	28.57%	0	0.00%	1	14.29%
Total	0	0.00%	6	0.92%	2	0.31%	370	56.66%	29	4.44%	0	0.00%	13	1.99%
0021904														
Election Day	0	0.00%	0	0.00%	0	0.00%	34	87.18%	0	0.00%	0	0.00%	0	0.00%
Vote by Mail	0	0.00%	5	1.58%	3	0.95%	135	42.59%	33	10.41%	0	0.00%	4	1.26%
Canvass	0		0		0		0		0		0		0	
Total	0	0.00%	5	1.40%	3	0.84%	169	47.47%	33	9.27%	0	0.00%	4	1.12%
0021975														
Election Day	0	0.00%	0	0.00%	0	0.00%	18	54.55%	3	9.09%	0	0.00%	0	0.00%
Vote by Mail	2	0.48%	3	0.71%	3	0.71%	183	43.47%	32	7.60%	0	0.00%	6	1.43%
Canvass	0	0.00%	0	0.00%	0	0.00%	1	50.00%	0	0.00%	0	0.00%	0	0.00%
Total	2	0.44%	3	0.66%	3	0.66%	202	44.30%	35	7.68%	0	0.00%	6	1.32%
0022003														
Election Day	0	0.00%	0	0.00%	0	0.00%	38	82.61%	1	2.17%	0	0.00%	0	0.00%
Vote by Mail	0	0.00%	4	0.69%	6	1.04%	316	54.77%	41	7.11%	0	0.00%	2	0.35%
Canvass	0	0.00%	0	0.00%	0	0.00%	1	50.00%	0	0.00%	0	0.00%	0	0.00%
Total	0	0.00%	4	0.64%	6	0.96%	355	56.80%	42	6.72%	0	0.00%	2	0.32%
0022034														
Election Day	0	0.00%	0	0.00%	0	0.00%	30	85.71%	0	0.00%	0	0.00%	0	0.00%
Vote by Mail	0	0.00%	5	0.84%	4	0.67%	364	61.07%	28	4.70%	1	0.17%	1	0.17%
Canvass	0	0.00%	0	0.00%	0	0.00%	1	50.00%	0	0.00%	0	0.00%	0	0.00%
Total	0	0.00%	5	0.79%	4	0.63%	395	62.40%	28	4.42%	1	0.16%	1	0.16%

Precinct	JOHN COX (REP)		HEATHER COLLINS (G-P)		DANIEL WATTS (DEM)		NICKOLAS WILDSTAR (REP)		SARAH STEPHENS (REP)		DENVER STONER (REP)		JOE M. SYMMON (REP)	
0021846														
Election Day	2	4.00%	0	0.00%	1	2.00%	0	0.00%	0	0.00%	0	0.00%	0	0.00%
Vote by Mail	17	3.85%	2	0.45%	5	1.13%	0	0.00%	1	0.23%	0	0.00%	0	0.00%
Canvass	0	0.00%	0	0.00%	0	0.00%	0	0.00%	0	0.00%	0	0.00%	0	0.00%
Total	19	3.84%	2	0.40%	6	1.21%	0	0.00%	1	0.20%	0	0.00%	0	0.00%
0021895														
Election Day	3	6.67%	0	0.00%	0	0.00%	0	0.00%	0	0.00%	0	0.00%	0	0.00%
Vote by Mail	24	3.99%	3	0.50%	8	1.33%	0	0.00%	1	0.17%	2	0.33%	0	0.00%
Canvass	0	0.00%	0	0.00%	0	0.00%	0	0.00%	0	0.00%	0	0.00%	0	0.00%
Total	27	4.13%	3	0.46%	8	1.23%	0	0.00%	1	0.15%	2	0.31%	0	0.00%
0021904														
Election Day	0	0.00%	0	0.00%	0	0.00%	0	0.00%	0	0.00%	0	0.00%	0	0.00%
Vote by Mail	13	4.10%	4	1.26%	11	3.47%	0	0.00%	0	0.00%	0	0.00%	0	0.00%
Canvass	0		0		0		0		0		0		0	
Total	13	3.65%	4	1.12%	11	3.09%	0	0.00%	0	0.00%	0	0.00%	0	0.00%
0021975														
Election Day	1	3.03%	0	0.00%	0	0.00%	0	0.00%	0	0.00%	0	0.00%	0	0.00%
Vote by Mail	27	6.41%	7	1.66%	12	2.85%	0	0.00%	0	0.00%	2	0.48%	0	0.00%
Canvass	0	0.00%	0	0.00%	0	0.00%	0	0.00%	0	0.00%	0	0.00%	0	0.00%
Total	28	6.14%	7	1.54%	12	2.63%	0	0.00%	0	0.00%	2	0.44%	0	0.00%
0022003														
Election Day	0	0.00%	0	0.00%	0	0.00%	0	0.00%	0	0.00%	0	0.00%	0	0.00%
Vote by Mail	20	3.47%	2	0.35%	6	1.04%	0	0.00%	0	0.00%	1	0.17%	0	0.00%
Canvass	0	0.00%	0	0.00%	0	0.00%	0	0.00%	0	0.00%	0	0.00%	0	0.00%
Total	20	3.20%	2	0.32%	6	0.96%	0	0.00%	0	0.00%	1	0.16%	0	0.00%
0022034														
Election Day	1	2.86%	0	0.00%	0	0.00%	0	0.00%	0	0.00%	0	0.00%	0	0.00%
Vote by Mail	15	2.52%	2	0.34%	7	1.17%	0	0.00%	0	0.00%	1	0.17%	0	0.00%
Canvass	0	0.00%	0	0.00%	0	0.00%	0	0.00%	0	0.00%	0	0.00%	0	0.00%
Total	16	2.53%	2	0.32%	7	1.11%	0	0.00%	0	0.00%	1	0.16%	0	0.00%

Precinct	MAJOR SINGH (NPP)		DOUG OSE (REP)		Write-in		Total Votes	ROXANNE Qualified Write In		STACY SMITH Qualified Write In		MAJOR WILLIAMS Qualified Write In	
0021846													
Election Day	0	0.00%	0	0.00%	0	0.00%	50	0	0.00%	0	0.00%	0	0.00%
Vote by Mail	3	0.68%	7	1.59%	0	0.00%	441	0	0.00%	0	0.00%	0	0.00%
Canvass	0	0.00%	0	0.00%	0	0.00%	4	0	0.00%	0	0.00%	0	0.00%
Total	3	0.61%	7	1.41%	0	0.00%	495	0	0.00%	0	0.00%	0	0.00%
0021895													
Election Day	0	0.00%	0	0.00%	0	0.00%	45	0	0.00%	0	0.00%	0	0.00%
Vote by Mail	0	0.00%	11	1.83%	1	0.17%	601	0	0.00%	0	0.00%	1	0.17%
Canvass	0	0.00%	0	0.00%	0	0.00%	7	0	0.00%	0	0.00%	0	0.00%
Total	0	0.00%	11	1.68%	1	0.15%	653	0	0.00%	0	0.00%	1	0.15%
0021904													
Election Day	0	0.00%	0	0.00%	0	0.00%	39	0	0.00%	0	0.00%	0	0.00%
Vote by Mail	0	0.00%	4	1.26%	0	0.00%	317	0	0.00%	0	0.00%	0	0.00%
Canvass	0		0		0		0	0		0		0	
Total	0	0.00%	4	1.12%	0	0.00%	356	0	0.00%	0	0.00%	0	0.00%
0021975													
Election Day	0	0.00%	0	0.00%	0	0.00%	33	0	0.00%	0	0.00%	0	0.00%
Vote by Mail	2	0.48%	9	2.14%	1	0.24%	421	0	0.00%	0	0.00%	1	0.24%
Canvass	0	0.00%	0	0.00%	0	0.00%	2	0	0.00%	0	0.00%	0	0.00%
Total	2	0.44%	9	1.97%	1	0.22%	456	0	0.00%	0	0.00%	1	0.22%
0022003													
Election Day	0	0.00%	0	0.00%	0	0.00%	46	0	0.00%	0	0.00%	0	0.00%
Vote by Mail	1	0.17%	8	1.39%	0	0.00%	577	0	0.00%	0	0.00%	0	0.00%
Canvass	0	0.00%	0	0.00%	0	0.00%	2	0	0.00%	0	0.00%	0	0.00%
Total	1	0.16%	8	1.28%	0	0.00%	625	0	0.00%	0	0.00%	0	0.00%
0022034													
Election Day	0	0.00%	0	0.00%	0	0.00%	35	0	0.00%	0	0.00%	0	0.00%
Vote by Mail	3	0.50%	2	0.34%	0	0.00%	596	0	0.00%	0	0.00%	0	0.00%
Canvass	0	0.00%	0	0.00%	0	0.00%	2	0	0.00%	0	0.00%	0	0.00%
Total	3	0.47%	2	0.32%	0	0.00%	633	0	0.00%	0	0.00%	0	0.00%

Precinct	THUY E. HUGENS Qualified Write In		MIKI HABRYN Qualified Write In		VINCE LUNDGREN Qualified Write In		VIVEK B. MOHAN Qualified Write In	
0021846								
Election Day	0	0.00%	0	0.00%	0	0.00%	0	0.00%
Vote by Mail	0	0.00%	0	0.00%	0	0.00%	0	0.00%
Canvass	0	0.00%	0	0.00%	0	0.00%	0	0.00%
Total	0	0.00%	0	0.00%	0	0.00%	0	0.00%
0021895								
Election Day	0	0.00%	0	0.00%	0	0.00%	0	0.00%
Vote by Mail	0	0.00%	0	0.00%	0	0.00%	0	0.00%
Canvass	0	0.00%	0	0.00%	0	0.00%	0	0.00%
Total	0	0.00%	0	0.00%	0	0.00%	0	0.00%
0021904								
Election Day	0	0.00%	0	0.00%	0	0.00%	0	0.00%
Vote by Mail	0	0.00%	0	0.00%	0	0.00%	0	0.00%
Canvass	0		0		0		0	
Total	0	0.00%	0	0.00%	0	0.00%	0	0.00%
0021975								
Election Day	0	0.00%	0	0.00%	0	0.00%	0	0.00%
Vote by Mail	0	0.00%	0	0.00%	0	0.00%	0	0.00%
Canvass	0	0.00%	0	0.00%	0	0.00%	0	0.00%
Total	0	0.00%	0	0.00%	0	0.00%	0	0.00%
0022003								
Election Day	0	0.00%	0	0.00%	0	0.00%	0	0.00%
Vote by Mail	0	0.00%	0	0.00%	0	0.00%	0	0.00%
Canvass	0	0.00%	0	0.00%	0	0.00%	0	0.00%
Total	0	0.00%	0	0.00%	0	0.00%	0	0.00%
0022034								
Election Day	0	0.00%	0	0.00%	0	0.00%	0	0.00%
Vote by Mail	0	0.00%	0	0.00%	0	0.00%	0	0.00%
Canvass	0	0.00%	0	0.00%	0	0.00%	0	0.00%
Total	0	0.00%	0	0.00%	0	0.00%	0	0.00%

Precinct	Times Cast	Registered Voters	Undervotes	Overvotes
0022056				
Election Day	37	1,851	3	0
Vote by Mail	1,182	1,851	416	6
Canvass	2	1,851	1	0
Total	1,221	1,851	420	6
0022061				
Election Day	34	1,487	4	0
Vote by Mail	832	1,487	369	0
Canvass	3	1,487	0	0
Total	869	1,487	373	0
0022090				
Election Day	35	1,385	6	0
Vote by Mail	896	1,385	308	0
Canvass	3	1,385	1	0
Total	934	1,385	315	0
0022139				
Election Day	40	1,267	2	0
Vote by Mail	749	1,267	202	1
Canvass	6	1,267	0	0
Total	795	1,267	204	1
0022154				
Election Day	44	1,490	0	0
Vote by Mail	899	1,490	266	2
Canvass	7	1,490	0	0
Total	950	1,490	266	2
0022337				
Election Day	25	1,092	0	1
Vote by Mail	644	1,092	182	1
Canvass	5	1,092	2	0
Total	674	1,092	184	2

Precinct	DAN KAPELOVITZ (G-P)		KEVIN K. KAUL (NPP)	
0022056				
Election Day	0	0.00%	0	0.00%
Vote by Mail	3	0.39%	0	0.00%
Canvass	0	0.00%	0	0.00%
Total	3	0.38%	0	0.00%
0022061				
Election Day	0	0.00%	0	0.00%
Vote by Mail	2	0.43%	1	0.22%
Canvass	0	0.00%	0	0.00%
Total	2	0.40%	1	0.20%
0022090				
Election Day	0	0.00%	0	0.00%
Vote by Mail	0	0.00%	1	0.17%
Canvass	0	0.00%	0	0.00%
Total	0	0.00%	1	0.16%
0022139				
Election Day	0	0.00%	0	0.00%
Vote by Mail	0	0.00%	1	0.18%
Canvass	0	0.00%	0	0.00%
Total	0	0.00%	1	0.17%
0022154				
Election Day	0	0.00%	1	2.27%
Vote by Mail	1	0.16%	0	0.00%
Canvass	0	0.00%	0	0.00%
Total	1	0.15%	1	0.15%
0022337				
Election Day	0	0.00%	0	0.00%
Vote by Mail	3	0.65%	0	0.00%
Canvass	0	0.00%	0	0.00%
Total	3	0.61%	0	0.00%

Precinct	CHAUNCEY "SLIM" KILLENS (REP)		KEVIN KILEY (REP)		PATRICK KILPATRICK (DEM)		ANTHONY TRIMINO (REP)		JOEL VENTRESCA (DEM)		KEVIN L. FAULCONER (REP)		RHONDA FURIN (REP)	
0022056														
Election Day	0	0.00%	2	5.88%	0	0.00%	0	0.00%	0	0.00%	0	0.00%	0	0.00%
Vote by Mail	0	0.00%	55	7.24%	2	0.26%	4	0.53%	35	4.61%	36	4.74%	0	0.00%
Canvass	0	0.00%	1	100.00%	0	0.00%	0	0.00%	0	0.00%	0	0.00%	0	0.00%
Total	0	0.00%	58	7.30%	2	0.25%	4	0.50%	35	4.40%	36	4.53%	0	0.00%
0022061														
Election Day	0	0.00%	4	13.33%	0	0.00%	1	3.33%	3	10.00%	0	0.00%	0	0.00%
Vote by Mail	0	0.00%	31	6.70%	7	1.51%	4	0.86%	17	3.67%	22	4.75%	0	0.00%
Canvass	0	0.00%	0	0.00%	0	0.00%	0	0.00%	0	0.00%	0	0.00%	0	0.00%
Total	0	0.00%	35	7.06%	7	1.41%	5	1.01%	20	4.03%	22	4.44%	0	0.00%
0022090														
Election Day	0	0.00%	3	10.34%	0	0.00%	0	0.00%	1	3.45%	0	0.00%	0	0.00%
Vote by Mail	0	0.00%	38	6.46%	3	0.51%	0	0.00%	23	3.91%	35	5.95%	0	0.00%
Canvass	0	0.00%	0	0.00%	0	0.00%	0	0.00%	0	0.00%	0	0.00%	0	0.00%
Total	0	0.00%	41	6.62%	3	0.48%	0	0.00%	24	3.88%	35	5.65%	0	0.00%
0022139														
Election Day	0	0.00%	4	10.53%	0	0.00%	0	0.00%	1	2.63%	1	2.63%	0	0.00%
Vote by Mail	0	0.00%	45	8.24%	3	0.55%	3	0.55%	17	3.11%	34	6.23%	0	0.00%
Canvass	0	0.00%	1	16.67%	0	0.00%	0	0.00%	0	0.00%	0	0.00%	0	0.00%
Total	0	0.00%	50	8.47%	3	0.51%	3	0.51%	18	3.05%	35	5.93%	0	0.00%
0022154														
Election Day	0	0.00%	6	13.64%	0	0.00%	0	0.00%	0	0.00%	0	0.00%	0	0.00%
Vote by Mail	0	0.00%	45	7.13%	3	0.48%	0	0.00%	26	4.12%	33	5.23%	0	0.00%
Canvass	0	0.00%	0	0.00%	0	0.00%	0	0.00%	0	0.00%	0	0.00%	0	0.00%
Total	0	0.00%	51	7.48%	3	0.44%	0	0.00%	26	3.81%	33	4.84%	0	0.00%
0022337														
Election Day	0	0.00%	3	12.50%	0	0.00%	0	0.00%	1	4.17%	0	0.00%	0	0.00%
Vote by Mail	0	0.00%	29	6.29%	3	0.65%	1	0.22%	15	3.25%	26	5.64%	0	0.00%
Canvass	0	0.00%	0	0.00%	0	0.00%	0	0.00%	0	0.00%	0	0.00%	0	0.00%
Total	0	0.00%	32	6.56%	3	0.61%	1	0.20%	16	3.28%	26	5.33%	0	0.00%

Precinct	ROBERT C. NEWMAN II (REP)		DENNIS RICHTER (NPP)		BRANDON M. ROSS (DEM)		SAM L. GALLUCCI (REP)		TED GAINES (REP)		CAITLYN JENNER (REP)		LEO S. ZACKY (REP)	
0022056														
Election Day	0	0.00%	0	0.00%	0	0.00%	0	0.00%	1	2.94%	1	2.94%	0	0.00%
Vote by Mail	1	0.13%	0	0.00%	19	2.50%	0	0.00%	13	1.71%	5	0.66%	0	0.00%
Canvass	0	0.00%	0	0.00%	0	0.00%	0	0.00%	0	0.00%	0	0.00%	0	0.00%
Total	1	0.13%	0	0.00%	19	2.39%	0	0.00%	14	1.76%	6	0.75%	0	0.00%
0022061														
Election Day	0	0.00%	0	0.00%	1	3.33%	0	0.00%	0	0.00%	0	0.00%	0	0.00%
Vote by Mail	0	0.00%	0	0.00%	10	2.16%	0	0.00%	6	1.30%	3	0.65%	0	0.00%
Canvass	0	0.00%	0	0.00%	0	0.00%	0	0.00%	0	0.00%	0	0.00%	0	0.00%
Total	0	0.00%	0	0.00%	11	2.22%	0	0.00%	6	1.21%	3	0.60%	0	0.00%
0022090														
Election Day	0	0.00%	0	0.00%	1	3.45%	0	0.00%	0	0.00%	0	0.00%	0	0.00%
Vote by Mail	0	0.00%	0	0.00%	31	5.27%	3	0.51%	7	1.19%	6	1.02%	1	0.17%
Canvass	0	0.00%	0	0.00%	0	0.00%	0	0.00%	0	0.00%	0	0.00%	0	0.00%
Total	0	0.00%	0	0.00%	32	5.17%	3	0.48%	7	1.13%	6	0.97%	1	0.16%
0022139														
Election Day	0	0.00%	0	0.00%	1	2.63%	0	0.00%	2	5.26%	0	0.00%	0	0.00%
Vote by Mail	0	0.00%	1	0.18%	24	4.40%	2	0.37%	12	2.20%	6	1.10%	0	0.00%
Canvass	0	0.00%	0	0.00%	0	0.00%	0	0.00%	0	0.00%	0	0.00%	0	0.00%
Total	0	0.00%	1	0.17%	25	4.24%	2	0.34%	14	2.37%	6	1.02%	0	0.00%
0022154														
Election Day	0	0.00%	0	0.00%	0	0.00%	0	0.00%	0	0.00%	0	0.00%	0	0.00%
Vote by Mail	0	0.00%	0	0.00%	6	0.95%	0	0.00%	10	1.58%	3	0.48%	0	0.00%
Canvass	0	0.00%	0	0.00%	0	0.00%	0	0.00%	0	0.00%	0	0.00%	0	0.00%
Total	0	0.00%	0	0.00%	6	0.88%	0	0.00%	10	1.47%	3	0.44%	0	0.00%
0022337														
Election Day	0	0.00%	0	0.00%	0	0.00%	0	0.00%	0	0.00%	0	0.00%	0	0.00%
Vote by Mail	3	0.65%	0	0.00%	13	2.82%	1	0.22%	12	2.60%	9	1.95%	0	0.00%
Canvass	0	0.00%	0	0.00%	1	33.33%	0	0.00%	0	0.00%	0	0.00%	0	0.00%
Total	3	0.61%	0	0.00%	14	2.87%	1	0.20%	12	2.46%	9	1.84%	0	0.00%

Precinct	JENNY RAE LE ROUX (REP)		DAVID LOZANO (REP)		STEVE CHAVEZ LODGE (REP)		MICHAEL LOEBBS (NPP)		DENIS LUCEY (NPP)		DIEGO MARTINEZ (REP)		JEREMIAH "JEREMY" MARCINIAK (NPP)	
0022056														
Election Day	0	0.00%	1	2.94%	0	0.00%	0	0.00%	0	0.00%	0	0.00%	0	0.00%
Vote by Mail	4	0.53%	0	0.00%	1	0.13%	0	0.00%	1	0.13%	0	0.00%	0	0.00%
Canvass	0	0.00%	0	0.00%	0	0.00%	0	0.00%	0	0.00%	0	0.00%	0	0.00%
Total	4	0.50%	1	0.13%	1	0.13%	0	0.00%	1	0.13%	0	0.00%	0	0.00%
0022061														
Election Day	0	0.00%	0	0.00%	0	0.00%	0	0.00%	0	0.00%	0	0.00%	0	0.00%
Vote by Mail	1	0.22%	0	0.00%	2	0.43%	2	0.43%	1	0.22%	0	0.00%	0	0.00%
Canvass	0	0.00%	0	0.00%	0	0.00%	0	0.00%	0	0.00%	0	0.00%	0	0.00%
Total	1	0.20%	0	0.00%	2	0.40%	2	0.40%	1	0.20%	0	0.00%	0	0.00%
0022090														
Election Day	0	0.00%	0	0.00%	0	0.00%	0	0.00%	0	0.00%	0	0.00%	0	0.00%
Vote by Mail	0	0.00%	0	0.00%	0	0.00%	2	0.34%	0	0.00%	0	0.00%	0	0.00%
Canvass	0	0.00%	0	0.00%	0	0.00%	0	0.00%	0	0.00%	0	0.00%	0	0.00%
Total	0	0.00%	0	0.00%	0	0.00%	2	0.32%	0	0.00%	0	0.00%	0	0.00%
0022139														
Election Day	0	0.00%	0	0.00%	0	0.00%	0	0.00%	0	0.00%	0	0.00%	0	0.00%
Vote by Mail	1	0.18%	0	0.00%	0	0.00%	3	0.55%	0	0.00%	0	0.00%	0	0.00%
Canvass	0	0.00%	0	0.00%	0	0.00%	0	0.00%	0	0.00%	0	0.00%	0	0.00%
Total	1	0.17%	0	0.00%	0	0.00%	3	0.51%	0	0.00%	0	0.00%	0	0.00%
0022154														
Election Day	0	0.00%	0	0.00%	0	0.00%	0	0.00%	0	0.00%	0	0.00%	0	0.00%
Vote by Mail	3	0.48%	2	0.32%	0	0.00%	0	0.00%	0	0.00%	0	0.00%	0	0.00%
Canvass	0	0.00%	0	0.00%	0	0.00%	0	0.00%	0	0.00%	0	0.00%	0	0.00%
Total	3	0.44%	2	0.29%	0	0.00%	0	0.00%	0	0.00%	0	0.00%	0	0.00%
0022337														
Election Day	1	4.17%	0	0.00%	0	0.00%	0	0.00%	0	0.00%	0	0.00%	0	0.00%
Vote by Mail	1	0.22%	0	0.00%	0	0.00%	0	0.00%	0	0.00%	2	0.43%	0	0.00%
Canvass	0	0.00%	0	0.00%	0	0.00%	0	0.00%	0	0.00%	0	0.00%	0	0.00%
Total	2	0.41%	0	0.00%	0	0.00%	0	0.00%	0	0.00%	2	0.41%	0	0.00%

Precinct	DANIEL MERCURI (REP)		JACQUELINE MCGOWAN (DEM)		DAVID MOORE (NPP)		DAVID ALEXANDER BRAMANTE (REP)		HOLLY L. BAADE (DEM)		ANGELYNE (NPP)		JAMES G. HANINK (NPP)	
0022056														
Election Day	0	0.00%	0	0.00%	0	0.00%	0	0.00%	0	0.00%	0	0.00%	0	0.00%
Vote by Mail	0	0.00%	10	1.32%	1	0.13%	0	0.00%	3	0.39%	0	0.00%	0	0.00%
Canvass	0	0.00%	0	0.00%	0	0.00%	0	0.00%	0	0.00%	0	0.00%	0	0.00%
Total	0	0.00%	10	1.26%	1	0.13%	0	0.00%	3	0.38%	0	0.00%	0	0.00%
0022061														
Election Day	0	0.00%	0	0.00%	0	0.00%	0	0.00%	0	0.00%	0	0.00%	0	0.00%
Vote by Mail	0	0.00%	2	0.43%	0	0.00%	0	0.00%	3	0.65%	1	0.22%	0	0.00%
Canvass	0	0.00%	0	0.00%	0	0.00%	0	0.00%	0	0.00%	0	0.00%	0	0.00%
Total	0	0.00%	2	0.40%	0	0.00%	0	0.00%	3	0.60%	1	0.20%	0	0.00%
0022090														
Election Day	0	0.00%	0	0.00%	0	0.00%	0	0.00%	0	0.00%	0	0.00%	0	0.00%
Vote by Mail	1	0.17%	2	0.34%	0	0.00%	1	0.17%	3	0.51%	2	0.34%	0	0.00%
Canvass	0	0.00%	0	0.00%	0	0.00%	0	0.00%	0	0.00%	0	0.00%	0	0.00%
Total	1	0.16%	2	0.32%	0	0.00%	1	0.16%	3	0.48%	2	0.32%	0	0.00%
0022139														
Election Day	0	0.00%	0	0.00%	0	0.00%	0	0.00%	0	0.00%	0	0.00%	0	0.00%
Vote by Mail	0	0.00%	2	0.37%	0	0.00%	2	0.37%	3	0.55%	0	0.00%	0	0.00%
Canvass	0	0.00%	0	0.00%	0	0.00%	0	0.00%	0	0.00%	0	0.00%	0	0.00%
Total	0	0.00%	2	0.34%	0	0.00%	2	0.34%	3	0.51%	0	0.00%	0	0.00%
0022154														
Election Day	0	0.00%	0	0.00%	0	0.00%	0	0.00%	0	0.00%	0	0.00%	0	0.00%
Vote by Mail	4	0.63%	6	0.95%	3	0.48%	1	0.16%	2	0.32%	0	0.00%	0	0.00%
Canvass	0	0.00%	0	0.00%	0	0.00%	0	0.00%	0	0.00%	0	0.00%	0	0.00%
Total	4	0.59%	6	0.88%	3	0.44%	1	0.15%	2	0.29%	0	0.00%	0	0.00%
0022337														
Election Day	0	0.00%	1	4.17%	0	0.00%	0	0.00%	0	0.00%	0	0.00%	0	0.00%
Vote by Mail	0	0.00%	7	1.52%	1	0.22%	1	0.22%	1	0.22%	1	0.22%	1	0.22%
Canvass	0	0.00%	0	0.00%	0	0.00%	0	0.00%	0	0.00%	0	0.00%	0	0.00%
Total	0	0.00%	8	1.64%	1	0.20%	1	0.20%	1	0.20%	1	0.20%	1	0.20%

Precinct	DAVID HILLBERG (REP)		JEFF HEWITT (LIB)		JOHN R. DRAKE (DEM)		LARRY A. ELDER (REP)		KEVIN PAFFRATH (DEM)		ADAM PAPAGAN (NPP)		ARMANDO "MANDO" PEREZ- SERRATO (DEM)	
0022056														
Election Day	0	0.00%	0	0.00%	0	0.00%	27	79.41%	0	0.00%	0	0.00%	0	0.00%
Vote by Mail	1	0.13%	2	0.26%	7	0.92%	460	60.53%	44	5.79%	0	0.00%	0	0.00%
Canvass	0	0.00%	0	0.00%	0	0.00%	0	0.00%	0	0.00%	0	0.00%	0	0.00%
Total	1	0.13%	2	0.25%	7	0.88%	487	61.26%	44	5.53%	0	0.00%	0	0.00%
0022061														
Election Day	0	0.00%	0	0.00%	0	0.00%	20	66.67%	0	0.00%	0	0.00%	0	0.00%
Vote by Mail	0	0.00%	3	0.65%	3	0.65%	280	60.48%	24	5.18%	0	0.00%	1	0.22%
Canvass	0	0.00%	0	0.00%	0	0.00%	3	100.00%	0	0.00%	0	0.00%	0	0.00%
Total	0	0.00%	3	0.60%	3	0.60%	303	61.09%	24	4.84%	0	0.00%	1	0.20%
0022090														
Election Day	0	0.00%	0	0.00%	0	0.00%	24	82.76%	0	0.00%	0	0.00%	0	0.00%
Vote by Mail	0	0.00%	2	0.34%	4	0.68%	348	59.18%	24	4.08%	0	0.00%	1	0.17%
Canvass	0	0.00%	0	0.00%	0	0.00%	2	100.00%	0	0.00%	0	0.00%	0	0.00%
Total	0	0.00%	2	0.32%	4	0.65%	374	60.42%	24	3.88%	0	0.00%	1	0.16%
0022139														
Election Day	0	0.00%	0	0.00%	0	0.00%	27	71.05%	1	2.63%	0	0.00%	0	0.00%
Vote by Mail	0	0.00%	1	0.18%	3	0.55%	309	56.59%	30	5.49%	2	0.37%	0	0.00%
Canvass	0	0.00%	0	0.00%	0	0.00%	5	83.33%	0	0.00%	0	0.00%	0	0.00%
Total	0	0.00%	1	0.17%	3	0.51%	341	57.80%	31	5.25%	2	0.34%	0	0.00%
0022154														
Election Day	0	0.00%	0	0.00%	1	2.27%	33	75.00%	0	0.00%	0	0.00%	1	2.27%
Vote by Mail	0	0.00%	0	0.00%	1	0.16%	411	65.13%	36	5.71%	0	0.00%	0	0.00%
Canvass	0	0.00%	0	0.00%	0	0.00%	7	100.00%	0	0.00%	0	0.00%	0	0.00%
Total	0	0.00%	0	0.00%	2	0.29%	451	66.13%	36	5.28%	0	0.00%	1	0.15%
0022337														
Election Day	0	0.00%	0	0.00%	0	0.00%	18	75.00%	0	0.00%	0	0.00%	0	0.00%
Vote by Mail	0	0.00%	2	0.43%	5	1.08%	260	56.40%	19	4.12%	0	0.00%	6	1.30%
Canvass	0	0.00%	0	0.00%	0	0.00%	2	66.67%	0	0.00%	0	0.00%	0	0.00%
Total	0	0.00%	2	0.41%	5	1.02%	280	57.38%	19	3.89%	0	0.00%	6	1.23%

Precinct	JOHN COX (REP)		HEATHER COLLINS (G-P)		DANIEL WATTS (DEM)		NICKOLAS WILDSTAR (REP)		SARAH STEPHENS (REP)		DENVER STONER (REP)		JOE M. SYMMON (REP)	
0022056														
Election Day	2	5.88%	0	0.00%	0	0.00%	0	0.00%	0	0.00%	0	0.00%	0	0.00%
Vote by Mail	24	3.16%	4	0.53%	7	0.92%	0	0.00%	0	0.00%	0	0.00%	1	0.13%
Canvass	0	0.00%	0	0.00%	0	0.00%	0	0.00%	0	0.00%	0	0.00%	0	0.00%
Total	26	3.27%	4	0.50%	7	0.88%	0	0.00%	0	0.00%	0	0.00%	1	0.13%
0022061														
Election Day	0	0.00%	0	0.00%	1	3.33%	0	0.00%	0	0.00%	0	0.00%	0	0.00%
Vote by Mail	11	2.38%	0	0.00%	8	1.73%	0	0.00%	1	0.22%	2	0.43%	0	0.00%
Canvass	0	0.00%	0	0.00%	0	0.00%	0	0.00%	0	0.00%	0	0.00%	0	0.00%
Total	11	2.22%	0	0.00%	9	1.81%	0	0.00%	1	0.20%	2	0.40%	0	0.00%
0022090														
Election Day	0	0.00%	0	0.00%	0	0.00%	0	0.00%	0	0.00%	0	0.00%	0	0.00%
Vote by Mail	30	5.10%	2	0.34%	7	1.19%	0	0.00%	0	0.00%	0	0.00%	1	0.17%
Canvass	0	0.00%	0	0.00%	0	0.00%	0	0.00%	0	0.00%	0	0.00%	0	0.00%
Total	30	4.85%	2	0.32%	7	1.13%	0	0.00%	0	0.00%	0	0.00%	1	0.16%
0022139														
Election Day	1	2.63%	0	0.00%	0	0.00%	0	0.00%	0	0.00%	0	0.00%	0	0.00%
Vote by Mail	11	2.01%	2	0.37%	5	0.92%	0	0.00%	2	0.37%	2	0.37%	0	0.00%
Canvass	0	0.00%	0	0.00%	0	0.00%	0	0.00%	0	0.00%	0	0.00%	0	0.00%
Total	12	2.03%	2	0.34%	5	0.85%	0	0.00%	2	0.34%	2	0.34%	0	0.00%
0022154														
Election Day	2	4.55%	0	0.00%	0	0.00%	0	0.00%	0	0.00%	0	0.00%	0	0.00%
Vote by Mail	14	2.22%	0	0.00%	8	1.27%	0	0.00%	0	0.00%	0	0.00%	0	0.00%
Canvass	0	0.00%	0	0.00%	0	0.00%	0	0.00%	0	0.00%	0	0.00%	0	0.00%
Total	16	2.35%	0	0.00%	8	1.17%	0	0.00%	0	0.00%	0	0.00%	0	0.00%
0022337														
Election Day	0	0.00%	0	0.00%	0	0.00%	0	0.00%	0	0.00%	0	0.00%	0	0.00%
Vote by Mail	12	2.60%	8	1.74%	9	1.95%	0	0.00%	0	0.00%	3	0.65%	0	0.00%
Canvass	0	0.00%	0	0.00%	0	0.00%	0	0.00%	0	0.00%	0	0.00%	0	0.00%
Total	12	2.46%	8	1.64%	9	1.84%	0	0.00%	0	0.00%	3	0.61%	0	0.00%

Precinct	MAJOR SINGH (NPP)		DOUG OSE (REP)		Write-in		Total Votes	ROXANNE Qualified Write In		STACY SMITH Qualified Write In		MAJOR WILLIAMS Qualified Write In	
0022056													
Election Day	0	0.00%	0	0.00%	0	0.00%	34	0	0.00%	0	0.00%	0	0.00%
Vote by Mail	9	1.18%	8	1.05%	0	0.00%	760	0	0.00%	0	0.00%	0	0.00%
Canvass	0	0.00%	0	0.00%	0	0.00%	1	0	0.00%	0	0.00%	0	0.00%
Total	9	1.13%	8	1.01%	0	0.00%	795	0	0.00%	0	0.00%	0	0.00%
0022061													
Election Day	0	0.00%	0	0.00%	0	0.00%	30	0	0.00%	0	0.00%	0	0.00%
Vote by Mail	9	1.94%	5	1.08%	1	0.22%	463	0	0.00%	0	0.00%	1	0.22%
Canvass	0	0.00%	0	0.00%	0	0.00%	3	0	0.00%	0	0.00%	0	0.00%
Total	9	1.81%	5	1.01%	1	0.20%	496	0	0.00%	0	0.00%	1	0.20%
0022090													
Election Day	0	0.00%	0	0.00%	0	0.00%	29	0	0.00%	0	0.00%	0	0.00%
Vote by Mail	5	0.85%	5	0.85%	0	0.00%	588	0	0.00%	0	0.00%	0	0.00%
Canvass	0	0.00%	0	0.00%	0	0.00%	2	0	0.00%	0	0.00%	0	0.00%
Total	5	0.81%	5	0.81%	0	0.00%	619	0	0.00%	0	0.00%	0	0.00%
0022139													
Election Day	0	0.00%	0	0.00%	0	0.00%	38	0	0.00%	0	0.00%	0	0.00%
Vote by Mail	14	2.56%	6	1.10%	0	0.00%	546	0	0.00%	0	0.00%	0	0.00%
Canvass	0	0.00%	0	0.00%	0	0.00%	6	0	0.00%	0	0.00%	0	0.00%
Total	14	2.37%	6	1.02%	0	0.00%	590	0	0.00%	0	0.00%	0	0.00%
0022154													
Election Day	0	0.00%	0	0.00%	0	0.00%	44	0	0.00%	0	0.00%	0	0.00%
Vote by Mail	7	1.11%	4	0.63%	2	0.32%	631	0	0.00%	0	0.00%	2	0.32%
Canvass	0	0.00%	0	0.00%	0	0.00%	7	0	0.00%	0	0.00%	0	0.00%
Total	7	1.03%	4	0.59%	2	0.29%	682	0	0.00%	0	0.00%	2	0.29%
0022337													
Election Day	0	0.00%	0	0.00%	0	0.00%	24	0	0.00%	0	0.00%	0	0.00%
Vote by Mail	0	0.00%	7	1.52%	0	0.00%	461	0	0.00%	0	0.00%	0	0.00%
Canvass	0	0.00%	0	0.00%	0	0.00%	3	0	0.00%	0	0.00%	0	0.00%
Total	0	0.00%	7	1.43%	0	0.00%	488	0	0.00%	0	0.00%	0	0.00%

Precinct	THUY E. HUGENS Qualified Write In		MIKI HABRYN Qualified Write In		VINCE LUNDGREN Qualified Write In		VIVEK B. MOHAN Qualified Write In	
0022056								
Election Day	0	0.00%	0	0.00%	0	0.00%	0	0.00%
Vote by Mail	0	0.00%	0	0.00%	0	0.00%	0	0.00%
Canvass	0	0.00%	0	0.00%	0	0.00%	0	0.00%
Total	0	0.00%	0	0.00%	0	0.00%	0	0.00%
0022061								
Election Day	0	0.00%	0	0.00%	0	0.00%	0	0.00%
Vote by Mail	0	0.00%	0	0.00%	0	0.00%	0	0.00%
Canvass	0	0.00%	0	0.00%	0	0.00%	0	0.00%
Total	0	0.00%	0	0.00%	0	0.00%	0	0.00%
0022090								
Election Day	0	0.00%	0	0.00%	0	0.00%	0	0.00%
Vote by Mail	0	0.00%	0	0.00%	0	0.00%	0	0.00%
Canvass	0	0.00%	0	0.00%	0	0.00%	0	0.00%
Total	0	0.00%	0	0.00%	0	0.00%	0	0.00%
0022139								
Election Day	0	0.00%	0	0.00%	0	0.00%	0	0.00%
Vote by Mail	0	0.00%	0	0.00%	0	0.00%	0	0.00%
Canvass	0	0.00%	0	0.00%	0	0.00%	0	0.00%
Total	0	0.00%	0	0.00%	0	0.00%	0	0.00%
0022154								
Election Day	0	0.00%	0	0.00%	0	0.00%	0	0.00%
Vote by Mail	0	0.00%	0	0.00%	0	0.00%	0	0.00%
Canvass	0	0.00%	0	0.00%	0	0.00%	0	0.00%
Total	0	0.00%	0	0.00%	0	0.00%	0	0.00%
0022337								
Election Day	0	0.00%	0	0.00%	0	0.00%	0	0.00%
Vote by Mail	0	0.00%	0	0.00%	0	0.00%	0	0.00%
Canvass	0	0.00%	0	0.00%	0	0.00%	0	0.00%
Total	0	0.00%	0	0.00%	0	0.00%	0	0.00%

Precinct	Times Cast	Registered Voters	Undervotes	Overvotes
0022427				
Election Day	46	1,606	1	0
Vote by Mail	945	1,606	327	2
Canvass	2	1,606	0	0
Total	993	1,606	328	2
0022453				
Election Day	39	1,922	8	0
Vote by Mail	1,066	1,922	375	5
Canvass	5	1,922	1	0
Total	1,110	1,922	384	5
0022491				
Election Day	43	1,717	5	0
Vote by Mail	771	1,717	296	4
Canvass	2	1,717	0	0
Total	816	1,717	301	4
0022508				
Election Day	61	1,688	1	0
Vote by Mail	1,035	1,688	292	0
Canvass	4	1,688	0	0
Total	1,100	1,688	293	0
0022566				
Election Day	28	1,828	0	0
Vote by Mail	1,030	1,828	367	7
Canvass	4	1,828	2	0
Total	1,062	1,828	369	7
0022685				
Election Day	43	1,813	4	0
Vote by Mail	1,358	1,813	498	2
Canvass	5	1,813	1	0
Total	1,406	1,813	503	2

Precinct	DAN KAPELOVITZ (G-P)		KEVIN K. KAUL (NPP)	
0022427				
Election Day	0	0.00%	0	0.00%
Vote by Mail	0	0.00%	1	0.16%
Canvass	0	0.00%	0	0.00%
Total	0	0.00%	1	0.15%
0022453				
Election Day	0	0.00%	0	0.00%
Vote by Mail	2	0.29%	0	0.00%
Canvass	0	0.00%	0	0.00%
Total	2	0.28%	0	0.00%
0022491				
Election Day	0	0.00%	0	0.00%
Vote by Mail	4	0.85%	1	0.21%
Canvass	0	0.00%	0	0.00%
Total	4	0.78%	1	0.20%
0022508				
Election Day	0	0.00%	0	0.00%
Vote by Mail	3	0.40%	1	0.13%
Canvass	0	0.00%	0	0.00%
Total	3	0.37%	1	0.12%
0022566				
Election Day	0	0.00%	1	3.57%
Vote by Mail	1	0.15%	1	0.15%
Canvass	0	0.00%	0	0.00%
Total	1	0.15%	2	0.29%
0022685				
Election Day	0	0.00%	0	0.00%
Vote by Mail	2	0.23%	0	0.00%
Canvass	0	0.00%	0	0.00%
Total	2	0.22%	0	0.00%

Precinct	CHAUNCEY "SLIM" KILLENS (REP)		KEVIN KILEY (REP)		PATRICK KILPATRICK (DEM)		ANTHONY TRIMINO (REP)		JOEL VENTRESCA (DEM)		KEVIN L. FAULCONER (REP)		RHONDA FURIN (REP)	
0022427														
Election Day	0	0.00%	6	13.33%	2	4.44%	0	0.00%	0	0.00%	1	2.22%	0	0.00%
Vote by Mail	0	0.00%	51	8.28%	5	0.81%	0	0.00%	10	1.62%	61	9.90%	0	0.00%
Canvass	0	0.00%	0	0.00%	0	0.00%	0	0.00%	0	0.00%	2	100.00%	0	0.00%
Total	0	0.00%	57	8.60%	7	1.06%	0	0.00%	10	1.51%	64	9.65%	0	0.00%
0022453														
Election Day	0	0.00%	1	3.23%	0	0.00%	0	0.00%	1	3.23%	1	3.23%	0	0.00%
Vote by Mail	0	0.00%	48	7.00%	6	0.87%	2	0.29%	15	2.19%	41	5.98%	0	0.00%
Canvass	0	0.00%	0	0.00%	0	0.00%	0	0.00%	0	0.00%	0	0.00%	0	0.00%
Total	0	0.00%	49	6.80%	6	0.83%	2	0.28%	16	2.22%	42	5.83%	0	0.00%
0022491														
Election Day	0	0.00%	2	5.26%	0	0.00%	0	0.00%	0	0.00%	1	2.63%	0	0.00%
Vote by Mail	0	0.00%	24	5.10%	4	0.85%	3	0.64%	10	2.12%	30	6.37%	0	0.00%
Canvass	0	0.00%	0	0.00%	0	0.00%	0	0.00%	0	0.00%	1	50.00%	0	0.00%
Total	0	0.00%	26	5.09%	4	0.78%	3	0.59%	10	1.96%	32	6.26%	0	0.00%
0022508														
Election Day	0	0.00%	3	5.00%	0	0.00%	0	0.00%	1	1.67%	1	1.67%	0	0.00%
Vote by Mail	0	0.00%	70	9.42%	10	1.35%	0	0.00%	11	1.48%	45	6.06%	0	0.00%
Canvass	0	0.00%	0	0.00%	0	0.00%	0	0.00%	0	0.00%	0	0.00%	0	0.00%
Total	0	0.00%	73	9.05%	10	1.24%	0	0.00%	12	1.49%	46	5.70%	0	0.00%
0022566														
Election Day	0	0.00%	1	3.57%	0	0.00%	0	0.00%	0	0.00%	0	0.00%	1	3.57%
Vote by Mail	0	0.00%	52	7.93%	5	0.76%	1	0.15%	9	1.37%	38	5.79%	0	0.00%
Canvass	0	0.00%	0	0.00%	0	0.00%	0	0.00%	0	0.00%	1	50.00%	0	0.00%
Total	0	0.00%	53	7.73%	5	0.73%	1	0.15%	9	1.31%	39	5.69%	1	0.15%
0022685														
Election Day	0	0.00%	0	0.00%	0	0.00%	0	0.00%	0	0.00%	1	2.56%	0	0.00%
Vote by Mail	3	0.35%	57	6.64%	1	0.12%	0	0.00%	13	1.52%	80	9.32%	1	0.12%
Canvass	0	0.00%	0	0.00%	0	0.00%	0	0.00%	0	0.00%	0	0.00%	0	0.00%
Total	3	0.33%	57	6.33%	1	0.11%	0	0.00%	13	1.44%	81	8.99%	1	0.11%

Precinct	ROBERT C. NEWMAN II (REP)		DENNIS RICHTER (NPP)		BRANDON M. ROSS (DEM)		SAM L. GALLUCCI (REP)		TED GAINES (REP)		CAITLYN JENNER (REP)		LEO S. ZACKY (REP)	
0022427														
Election Day	0	0.00%	0	0.00%	0	0.00%	0	0.00%	0	0.00%	0	0.00%	0	0.00%
Vote by Mail	1	0.16%	1	0.16%	20	3.25%	1	0.16%	7	1.14%	7	1.14%	0	0.00%
Canvass	0	0.00%	0	0.00%	0	0.00%	0	0.00%	0	0.00%	0	0.00%	0	0.00%
Total	1	0.15%	1	0.15%	20	3.02%	1	0.15%	7	1.06%	7	1.06%	0	0.00%
0022453														
Election Day	0	0.00%	0	0.00%	1	3.23%	0	0.00%	0	0.00%	0	0.00%	0	0.00%
Vote by Mail	3	0.44%	1	0.15%	32	4.66%	1	0.15%	27	3.94%	4	0.58%	0	0.00%
Canvass	0	0.00%	0	0.00%	1	25.00%	0	0.00%	0	0.00%	0	0.00%	0	0.00%
Total	3	0.42%	1	0.14%	34	4.72%	1	0.14%	27	3.74%	4	0.55%	0	0.00%
0022491														
Election Day	1	2.63%	0	0.00%	1	2.63%	0	0.00%	0	0.00%	0	0.00%	0	0.00%
Vote by Mail	2	0.42%	1	0.21%	21	4.46%	0	0.00%	1	0.21%	7	1.49%	0	0.00%
Canvass	0	0.00%	0	0.00%	1	50.00%	0	0.00%	0	0.00%	0	0.00%	0	0.00%
Total	3	0.59%	1	0.20%	23	4.50%	0	0.00%	1	0.20%	7	1.37%	0	0.00%
0022508														
Election Day	0	0.00%	0	0.00%	0	0.00%	0	0.00%	0	0.00%	0	0.00%	0	0.00%
Vote by Mail	2	0.27%	0	0.00%	29	3.90%	0	0.00%	16	2.15%	1	0.13%	2	0.27%
Canvass	1	25.00%	0	0.00%	0	0.00%	0	0.00%	0	0.00%	0	0.00%	0	0.00%
Total	3	0.37%	0	0.00%	29	3.59%	0	0.00%	16	1.98%	1	0.12%	2	0.25%
0022566														
Election Day	0	0.00%	0	0.00%	0	0.00%	0	0.00%	1	3.57%	0	0.00%	0	0.00%
Vote by Mail	1	0.15%	1	0.15%	25	3.81%	3	0.46%	12	1.83%	7	1.07%	0	0.00%
Canvass	0	0.00%	0	0.00%	0	0.00%	0	0.00%	0	0.00%	0	0.00%	0	0.00%
Total	1	0.15%	1	0.15%	25	3.64%	3	0.44%	13	1.90%	7	1.02%	0	0.00%
0022685														
Election Day	0	0.00%	0	0.00%	0	0.00%	0	0.00%	0	0.00%	0	0.00%	0	0.00%
Vote by Mail	0	0.00%	1	0.12%	40	4.66%	1	0.12%	25	2.91%	14	1.63%	0	0.00%
Canvass	0	0.00%	0	0.00%	0	0.00%	0	0.00%	0	0.00%	0	0.00%	0	0.00%
Total	0	0.00%	1	0.11%	40	4.44%	1	0.11%	25	2.77%	14	1.55%	0	0.00%

Precinct	JENNY RAE LE ROUX (REP)		DAVID LOZANO (REP)		STEVE CHAVEZ LODGE (REP)		MICHAEL LOEBBS (NPP)		DENIS LUCEY (NPP)		DIEGO MARTINEZ (REP)		JEREMIAH "JEREMY" MARCINIAK (NPP)	
0022427														
Election Day	0	0.00%	0	0.00%	0	0.00%	0	0.00%	1	2.22%	0	0.00%	0	0.00%
Vote by Mail	1	0.16%	0	0.00%	1	0.16%	4	0.65%	1	0.16%	1	0.16%	0	0.00%
Canvass	0	0.00%	0	0.00%	0	0.00%	0	0.00%	0	0.00%	0	0.00%	0	0.00%
Total	1	0.15%	0	0.00%	1	0.15%	4	0.60%	2	0.30%	1	0.15%	0	0.00%
0022453														
Election Day	0	0.00%	0	0.00%	0	0.00%	0	0.00%	0	0.00%	0	0.00%	0	0.00%
Vote by Mail	5	0.73%	1	0.15%	3	0.44%	1	0.15%	1	0.15%	1	0.15%	3	0.44%
Canvass	0	0.00%	0	0.00%	0	0.00%	0	0.00%	0	0.00%	0	0.00%	0	0.00%
Total	5	0.69%	1	0.14%	3	0.42%	1	0.14%	1	0.14%	1	0.14%	3	0.42%
0022491														
Election Day	0	0.00%	0	0.00%	0	0.00%	0	0.00%	0	0.00%	0	0.00%	0	0.00%
Vote by Mail	0	0.00%	1	0.21%	0	0.00%	1	0.21%	0	0.00%	2	0.42%	0	0.00%
Canvass	0	0.00%	0	0.00%	0	0.00%	0	0.00%	0	0.00%	0	0.00%	0	0.00%
Total	0	0.00%	1	0.20%	0	0.00%	1	0.20%	0	0.00%	2	0.39%	0	0.00%
0022508														
Election Day	0	0.00%	0	0.00%	0	0.00%	0	0.00%	0	0.00%	0	0.00%	0	0.00%
Vote by Mail	1	0.13%	3	0.40%	0	0.00%	0	0.00%	1	0.13%	0	0.00%	0	0.00%
Canvass	0	0.00%	0	0.00%	0	0.00%	0	0.00%	0	0.00%	0	0.00%	0	0.00%
Total	1	0.12%	3	0.37%	0	0.00%	0	0.00%	1	0.12%	0	0.00%	0	0.00%
0022566														
Election Day	0	0.00%	0	0.00%	0	0.00%	0	0.00%	0	0.00%	0	0.00%	0	0.00%
Vote by Mail	1	0.15%	1	0.15%	0	0.00%	1	0.15%	0	0.00%	1	0.15%	2	0.30%
Canvass	0	0.00%	0	0.00%	0	0.00%	0	0.00%	0	0.00%	0	0.00%	0	0.00%
Total	1	0.15%	1	0.15%	0	0.00%	1	0.15%	0	0.00%	1	0.15%	2	0.29%
0022685														
Election Day	0	0.00%	0	0.00%	0	0.00%	0	0.00%	0	0.00%	0	0.00%	0	0.00%
Vote by Mail	0	0.00%	3	0.35%	0	0.00%	1	0.12%	0	0.00%	1	0.12%	1	0.12%
Canvass	0	0.00%	0	0.00%	0	0.00%	0	0.00%	0	0.00%	0	0.00%	0	0.00%
Total	0	0.00%	3	0.33%	0	0.00%	1	0.11%	0	0.00%	1	0.11%	1	0.11%

Precinct	DANIEL MERCURI (REP)		JACQUELINE MCGOWAN (DEM)		DAVID MOORE (NPP)		DAVID ALEXANDER BRAMANTE (REP)		HOLLY L. BAADE (DEM)		ANGELYNE (NPP)		JAMES G. HANINK (NPP)	
0022427														
Election Day	0	0.00%	0	0.00%	0	0.00%	0	0.00%	0	0.00%	0	0.00%	0	0.00%
Vote by Mail	4	0.65%	13	2.11%	0	0.00%	0	0.00%	1	0.16%	3	0.49%	0	0.00%
Canvass	0	0.00%	0	0.00%	0	0.00%	0	0.00%	0	0.00%	0	0.00%	0	0.00%
Total	4	0.60%	13	1.96%	0	0.00%	0	0.00%	1	0.15%	3	0.45%	0	0.00%
0022453														
Election Day	0	0.00%	0	0.00%	0	0.00%	0	0.00%	1	3.23%	0	0.00%	1	3.23%
Vote by Mail	0	0.00%	11	1.60%	0	0.00%	0	0.00%	5	0.73%	0	0.00%	0	0.00%
Canvass	0	0.00%	0	0.00%	0	0.00%	0	0.00%	0	0.00%	0	0.00%	0	0.00%
Total	0	0.00%	11	1.53%	0	0.00%	0	0.00%	6	0.83%	0	0.00%	1	0.14%
0022491														
Election Day	0	0.00%	0	0.00%	0	0.00%	0	0.00%	2	5.26%	0	0.00%	0	0.00%
Vote by Mail	0	0.00%	9	1.91%	1	0.21%	0	0.00%	4	0.85%	1	0.21%	1	0.21%
Canvass	0	0.00%	0	0.00%	0	0.00%	0	0.00%	0	0.00%	0	0.00%	0	0.00%
Total	0	0.00%	9	1.76%	1	0.20%	0	0.00%	6	1.17%	1	0.20%	1	0.20%
0022508														
Election Day	0	0.00%	0	0.00%	0	0.00%	0	0.00%	1	1.67%	0	0.00%	0	0.00%
Vote by Mail	0	0.00%	19	2.56%	1	0.13%	0	0.00%	2	0.27%	0	0.00%	0	0.00%
Canvass	0	0.00%	0	0.00%	0	0.00%	0	0.00%	0	0.00%	0	0.00%	0	0.00%
Total	0	0.00%	19	2.35%	1	0.12%	0	0.00%	3	0.37%	0	0.00%	0	0.00%
0022566														
Election Day	0	0.00%	0	0.00%	0	0.00%	0	0.00%	0	0.00%	0	0.00%	0	0.00%
Vote by Mail	0	0.00%	18	2.74%	2	0.30%	0	0.00%	4	0.61%	0	0.00%	0	0.00%
Canvass	0	0.00%	0	0.00%	0	0.00%	0	0.00%	0	0.00%	0	0.00%	0	0.00%
Total	0	0.00%	18	2.62%	2	0.29%	0	0.00%	4	0.58%	0	0.00%	0	0.00%
0022685														
Election Day	0	0.00%	0	0.00%	0	0.00%	0	0.00%	0	0.00%	0	0.00%	0	0.00%
Vote by Mail	1	0.12%	12	1.40%	0	0.00%	1	0.12%	4	0.47%	0	0.00%	0	0.00%
Canvass	0	0.00%	0	0.00%	0	0.00%	0	0.00%	0	0.00%	0	0.00%	0	0.00%
Total	1	0.11%	12	1.33%	0	0.00%	1	0.11%	4	0.44%	0	0.00%	0	0.00%

Precinct	DAVID HILLBERG (REP)		JEFF HEWITT (LIB)		JOHN R. DRAKE (DEM)		LARRY A. ELDER (REP)		KEVIN PAFFRATH (DEM)		ADAM PAPAGAN (NPP)		ARMANDO "MANDO" PEREZ- SERRATO (DEM)	
0022427														
Election Day	0	0.00%	0	0.00%	0	0.00%	31	68.89%	0	0.00%	0	0.00%	0	0.00%
Vote by Mail	0	0.00%	4	0.65%	4	0.65%	324	52.60%	33	5.36%	0	0.00%	4	0.65%
Canvass	0	0.00%	0	0.00%	0	0.00%	0	0.00%	0	0.00%	0	0.00%	0	0.00%
Total	0	0.00%	4	0.60%	4	0.60%	355	53.54%	33	4.98%	0	0.00%	4	0.60%
0022453														
Election Day	0	0.00%	0	0.00%	1	3.23%	21	67.74%	1	3.23%	0	0.00%	1	3.23%
Vote by Mail	2	0.29%	5	0.73%	5	0.73%	362	52.77%	46	6.71%	0	0.00%	1	0.15%
Canvass	0	0.00%	0	0.00%	0	0.00%	3	75.00%	0	0.00%	0	0.00%	0	0.00%
Total	2	0.28%	5	0.69%	6	0.83%	386	53.54%	47	6.52%	0	0.00%	2	0.28%
0022491														
Election Day	0	0.00%	0	0.00%	0	0.00%	31	81.58%	0	0.00%	0	0.00%	0	0.00%
Vote by Mail	0	0.00%	2	0.42%	1	0.21%	242	51.38%	36	7.64%	0	0.00%	4	0.85%
Canvass	0	0.00%	0	0.00%	0	0.00%	0	0.00%	0	0.00%	0	0.00%	0	0.00%
Total	0	0.00%	2	0.39%	1	0.20%	273	53.42%	36	7.05%	0	0.00%	4	0.78%
0022508														
Election Day	0	0.00%	0	0.00%	0	0.00%	50	83.33%	2	3.33%	0	0.00%	0	0.00%
Vote by Mail	0	0.00%	5	0.67%	0	0.00%	403	54.24%	41	5.52%	0	0.00%	5	0.67%
Canvass	0	0.00%	0	0.00%	0	0.00%	3	75.00%	0	0.00%	0	0.00%	0	0.00%
Total	0	0.00%	5	0.62%	0	0.00%	456	56.51%	43	5.33%	0	0.00%	5	0.62%
0022566														
Election Day	0	0.00%	0	0.00%	0	0.00%	19	67.86%	1	3.57%	0	0.00%	0	0.00%
Vote by Mail	0	0.00%	2	0.30%	3	0.46%	360	54.88%	48	7.32%	1	0.15%	5	0.76%
Canvass	0	0.00%	0	0.00%	0	0.00%	1	50.00%	0	0.00%	0	0.00%	0	0.00%
Total	0	0.00%	2	0.29%	3	0.44%	380	55.39%	49	7.14%	1	0.15%	5	0.73%
0022685														
Election Day	0	0.00%	0	0.00%	0	0.00%	35	89.74%	2	5.13%	0	0.00%	0	0.00%
Vote by Mail	0	0.00%	4	0.47%	4	0.47%	443	51.63%	51	5.94%	0	0.00%	0	0.00%
Canvass	0	0.00%	0	0.00%	0	0.00%	3	75.00%	0	0.00%	0	0.00%	0	0.00%
Total	0	0.00%	4	0.44%	4	0.44%	481	53.39%	53	5.88%	0	0.00%	0	0.00%

Precinct	JOHN COX (REP)		HEATHER COLLINS (G-P)		DANIEL WATTS (DEM)		NICKOLAS WILDSTAR (REP)		SARAH STEPHENS (REP)		DENVER STONER (REP)		JOE M. SYMMON (REP)	
0022427														
Election Day	2	4.44%	0	0.00%	0	0.00%	0	0.00%	0	0.00%	0	0.00%	0	0.00%
Vote by Mail	29	4.71%	3	0.49%	9	1.46%	0	0.00%	1	0.16%	3	0.49%	0	0.00%
Canvass	0	0.00%	0	0.00%	0	0.00%	0	0.00%	0	0.00%	0	0.00%	0	0.00%
Total	31	4.68%	3	0.45%	9	1.36%	0	0.00%	1	0.15%	3	0.45%	0	0.00%
0022453														
Election Day	1	3.23%	0	0.00%	0	0.00%	0	0.00%	0	0.00%	0	0.00%	0	0.00%
Vote by Mail	27	3.94%	2	0.29%	12	1.75%	1	0.15%	0	0.00%	3	0.44%	0	0.00%
Canvass	0	0.00%	0	0.00%	0	0.00%	0	0.00%	0	0.00%	0	0.00%	0	0.00%
Total	28	3.88%	2	0.28%	12	1.66%	1	0.14%	0	0.00%	3	0.42%	0	0.00%
0022491														
Election Day	0	0.00%	0	0.00%	0	0.00%	0	0.00%	0	0.00%	0	0.00%	0	0.00%
Vote by Mail	27	5.73%	1	0.21%	10	2.12%	1	0.21%	0	0.00%	1	0.21%	3	0.64%
Canvass	0	0.00%	0	0.00%	0	0.00%	0	0.00%	0	0.00%	0	0.00%	0	0.00%
Total	27	5.28%	1	0.20%	10	1.96%	1	0.20%	0	0.00%	1	0.20%	3	0.59%
0022508														
Election Day	1	1.67%	0	0.00%	0	0.00%	0	0.00%	0	0.00%	0	0.00%	0	0.00%
Vote by Mail	32	4.31%	2	0.27%	9	1.21%	1	0.13%	0	0.00%	2	0.27%	0	0.00%
Canvass	0	0.00%	0	0.00%	0	0.00%	0	0.00%	0	0.00%	0	0.00%	0	0.00%
Total	33	4.09%	2	0.25%	9	1.12%	1	0.12%	0	0.00%	2	0.25%	0	0.00%
0022566														
Election Day	4	14.29%	0	0.00%	0	0.00%	0	0.00%	0	0.00%	0	0.00%	0	0.00%
Vote by Mail	25	3.81%	5	0.76%	9	1.37%	0	0.00%	2	0.30%	3	0.46%	0	0.00%
Canvass	0	0.00%	0	0.00%	0	0.00%	0	0.00%	0	0.00%	0	0.00%	0	0.00%
Total	29	4.23%	5	0.73%	9	1.31%	0	0.00%	2	0.29%	3	0.44%	0	0.00%
0022685														
Election Day	1	2.56%	0	0.00%	0	0.00%	0	0.00%	0	0.00%	0	0.00%	0	0.00%
Vote by Mail	57	6.64%	4	0.47%	16	1.86%	0	0.00%	1	0.12%	1	0.12%	0	0.00%
Canvass	1	25.00%	0	0.00%	0	0.00%	0	0.00%	0	0.00%	0	0.00%	0	0.00%
Total	59	6.55%	4	0.44%	16	1.78%	0	0.00%	1	0.11%	1	0.11%	0	0.00%

Precinct	MAJOR SINGH (NPP)		DOUG OSE (REP)		Write-in		Total Votes	ROXANNE Qualified Write In		STACY SMITH Qualified Write In		MAJOR WILLIAMS Qualified Write In	
0022427													
Election Day	0	0.00%	0	0.00%	2	4.44%	45	0	0.00%	0	0.00%	2	4.44%
Vote by Mail	1	0.16%	6	0.97%	1	0.16%	616	0	0.00%	0	0.00%	1	0.16%
Canvass	0	0.00%	0	0.00%	0	0.00%	2	0	0.00%	0	0.00%	0	0.00%
Total	1	0.15%	6	0.90%	3	0.45%	663	0	0.00%	0	0.00%	3	0.45%
0022453													
Election Day	0	0.00%	0	0.00%	0	0.00%	31	0	0.00%	0	0.00%	0	0.00%
Vote by Mail	1	0.15%	6	0.87%	0	0.00%	686	0	0.00%	0	0.00%	0	0.00%
Canvass	0	0.00%	0	0.00%	0	0.00%	4	0	0.00%	0	0.00%	0	0.00%
Total	1	0.14%	6	0.83%	0	0.00%	721	0	0.00%	0	0.00%	0	0.00%
0022491													
Election Day	0	0.00%	0	0.00%	0	0.00%	38	0	0.00%	0	0.00%	0	0.00%
Vote by Mail	5	1.06%	10	2.12%	0	0.00%	471	0	0.00%	0	0.00%	0	0.00%
Canvass	0	0.00%	0	0.00%	0	0.00%	2	0	0.00%	0	0.00%	0	0.00%
Total	5	0.98%	10	1.96%	0	0.00%	511	0	0.00%	0	0.00%	0	0.00%
0022508													
Election Day	0	0.00%	1	1.67%	0	0.00%	60	0	0.00%	0	0.00%	0	0.00%
Vote by Mail	1	0.13%	17	2.29%	8	1.08%	743	0	0.00%	0	0.00%	8	1.08%
Canvass	0	0.00%	0	0.00%	0	0.00%	4	0	0.00%	0	0.00%	0	0.00%
Total	1	0.12%	18	2.23%	8	0.99%	807	0	0.00%	0	0.00%	8	0.99%
0022566													
Election Day	0	0.00%	0	0.00%	0	0.00%	28	0	0.00%	0	0.00%	0	0.00%
Vote by Mail	2	0.30%	3	0.46%	2	0.30%	656	0	0.00%	0	0.00%	2	0.30%
Canvass	0	0.00%	0	0.00%	0	0.00%	2	0	0.00%	0	0.00%	0	0.00%
Total	2	0.29%	3	0.44%	2	0.29%	686	0	0.00%	0	0.00%	2	0.29%
0022685													
Election Day	0	0.00%	0	0.00%	0	0.00%	39	0	0.00%	0	0.00%	0	0.00%
Vote by Mail	0	0.00%	15	1.75%	0	0.00%	858	0	0.00%	0	0.00%	0	0.00%
Canvass	0	0.00%	0	0.00%	0	0.00%	4	0	0.00%	0	0.00%	0	0.00%
Total	0	0.00%	15	1.66%	0	0.00%	901	0	0.00%	0	0.00%	0	0.00%

Precinct	THUY E. HUGENS Qualified Write In		MIKI HABRYN Qualified Write In		VINCE LUNDGREN Qualified Write In		VIVEK B. MOHAN Qualified Write In	
0022427								
Election Day	0	0.00%	0	0.00%	0	0.00%	0	0.00%
Vote by Mail	0	0.00%	0	0.00%	0	0.00%	0	0.00%
Canvass	0	0.00%	0	0.00%	0	0.00%	0	0.00%
Total	0	0.00%	0	0.00%	0	0.00%	0	0.00%
0022453								
Election Day	0	0.00%	0	0.00%	0	0.00%	0	0.00%
Vote by Mail	0	0.00%	0	0.00%	0	0.00%	0	0.00%
Canvass	0	0.00%	0	0.00%	0	0.00%	0	0.00%
Total	0	0.00%	0	0.00%	0	0.00%	0	0.00%
0022491								
Election Day	0	0.00%	0	0.00%	0	0.00%	0	0.00%
Vote by Mail	0	0.00%	0	0.00%	0	0.00%	0	0.00%
Canvass	0	0.00%	0	0.00%	0	0.00%	0	0.00%
Total	0	0.00%	0	0.00%	0	0.00%	0	0.00%
0022508								
Election Day	0	0.00%	0	0.00%	0	0.00%	0	0.00%
Vote by Mail	0	0.00%	0	0.00%	0	0.00%	0	0.00%
Canvass	0	0.00%	0	0.00%	0	0.00%	0	0.00%
Total	0	0.00%	0	0.00%	0	0.00%	0	0.00%
0022566								
Election Day	0	0.00%	0	0.00%	0	0.00%	0	0.00%
Vote by Mail	0	0.00%	0	0.00%	0	0.00%	0	0.00%
Canvass	0	0.00%	0	0.00%	0	0.00%	0	0.00%
Total	0	0.00%	0	0.00%	0	0.00%	0	0.00%
0022685								
Election Day	0	0.00%	0	0.00%	0	0.00%	0	0.00%
Vote by Mail	0	0.00%	0	0.00%	0	0.00%	0	0.00%
Canvass	0	0.00%	0	0.00%	0	0.00%	0	0.00%
Total	0	0.00%	0	0.00%	0	0.00%	0	0.00%

Precinct	Times Cast	Registered Voters	Undervotes	Overvotes
0022694				
Election Day	30	1,438	7	0
Vote by Mail	713	1,438	267	3
Canvass	8	1,438	2	0
Total	751	1,438	276	3
0022709				
Election Day	37	1,853	4	0
Vote by Mail	1,010	1,853	383	2
Canvass	6	1,853	0	0
Total	1,053	1,853	387	2
0022763				
Election Day	45	1,495	6	0
Vote by Mail	883	1,495	339	1
Canvass	1	1,495	1	0
Total	929	1,495	346	1
0022824				
Election Day	27	1,421	7	1
Vote by Mail	517	1,421	244	1
Canvass	2	1,421	2	0
Total	546	1,421	253	2
0022847				
Election Day	39	1,357	5	0
Vote by Mail	590	1,357	265	4
Canvass	2	1,357	0	0
Total	631	1,357	270	4
0022873				
Election Day	49	1,621	4	0
Vote by Mail	995	1,621	362	1
Canvass	7	1,621	0	0
Total	1,051	1,621	366	1

Precinct	DAN KAPELOVITZ (G-P)		KEVIN K. KAUL (NPP)	
0022694				
Election Day	0	0.00%	0	0.00%
Vote by Mail	3	0.68%	0	0.00%
Canvass	0	0.00%	0	0.00%
Total	3	0.64%	0	0.00%
0022709				
Election Day	0	0.00%	0	0.00%
Vote by Mail	5	0.80%	0	0.00%
Canvass	0	0.00%	0	0.00%
Total	5	0.75%	0	0.00%
0022763				
Election Day	0	0.00%	0	0.00%
Vote by Mail	5	0.92%	0	0.00%
Canvass	0		0	
Total	5	0.86%	0	0.00%
0022824				
Election Day	0	0.00%	0	0.00%
Vote by Mail	0	0.00%	0	0.00%
Canvass	0		0	
Total	0	0.00%	0	0.00%
0022847				
Election Day	0	0.00%	0	0.00%
Vote by Mail	1	0.31%	0	0.00%
Canvass	0	0.00%	0	0.00%
Total	1	0.28%	0	0.00%
0022873				
Election Day	0	0.00%	0	0.00%
Vote by Mail	3	0.47%	0	0.00%
Canvass	0	0.00%	0	0.00%
Total	3	0.44%	0	0.00%

Precinct	CHAUNCEY "SLIM" KILLENS (REP)		KEVIN KILEY (REP)		PATRICK KILPATRICK (DEM)		ANTHONY TRIMINO (REP)		JOEL VENTRESCA (DEM)		KEVIN L. FAULCONER (REP)		RHONDA FURIN (REP)	
0022694														
Election Day	0	0.00%	1	4.35%	0	0.00%	0	0.00%	0	0.00%	0	0.00%	0	0.00%
Vote by Mail	2	0.45%	16	3.61%	1	0.23%	0	0.00%	15	3.39%	34	7.67%	0	0.00%
Canvass	0	0.00%	0	0.00%	0	0.00%	0	0.00%	0	0.00%	0	0.00%	0	0.00%
Total	2	0.42%	17	3.60%	1	0.21%	0	0.00%	15	3.18%	34	7.20%	0	0.00%
0022709														
Election Day	0	0.00%	3	9.09%	0	0.00%	0	0.00%	0	0.00%	0	0.00%	0	0.00%
Vote by Mail	4	0.64%	32	5.12%	4	0.64%	0	0.00%	13	2.08%	61	9.76%	0	0.00%
Canvass	0	0.00%	0	0.00%	0	0.00%	0	0.00%	0	0.00%	0	0.00%	0	0.00%
Total	4	0.60%	35	5.27%	4	0.60%	0	0.00%	13	1.96%	61	9.19%	0	0.00%
0022763														
Election Day	0	0.00%	5	12.82%	0	0.00%	0	0.00%	0	0.00%	1	2.56%	0	0.00%
Vote by Mail	0	0.00%	34	6.26%	4	0.74%	4	0.74%	14	2.58%	36	6.63%	0	0.00%
Canvass	0	0.00%	0	0.00%	0	0.00%	0	0.00%	0	0.00%	0	0.00%	0	0.00%
Total	0	0.00%	39	6.70%	4	0.69%	4	0.69%	14	2.41%	37	6.36%	0	0.00%
0022824														
Election Day	0	0.00%	0	0.00%	0	0.00%	0	0.00%	0	0.00%	0	0.00%	0	0.00%
Vote by Mail	1	0.37%	17	6.25%	1	0.37%	0	0.00%	4	1.47%	18	6.62%	0	0.00%
Canvass	0	0.00%	0	0.00%	0	0.00%	0	0.00%	0	0.00%	0	0.00%	0	0.00%
Total	1	0.34%	17	5.84%	1	0.34%	0	0.00%	4	1.37%	18	6.19%	0	0.00%
0022847														
Election Day	0	0.00%	0	0.00%	0	0.00%	0	0.00%	0	0.00%	2	5.88%	0	0.00%
Vote by Mail	2	0.62%	21	6.54%	5	1.56%	0	0.00%	9	2.80%	25	7.79%	0	0.00%
Canvass	0	0.00%	1	50.00%	0	0.00%	0	0.00%	0	0.00%	0	0.00%	0	0.00%
Total	2	0.56%	22	6.16%	5	1.40%	0	0.00%	9	2.52%	27	7.56%	0	0.00%
0022873														
Election Day	0	0.00%	3	6.67%	0	0.00%	0	0.00%	0	0.00%	2	4.44%	0	0.00%
Vote by Mail	2	0.32%	39	6.17%	5	0.79%	2	0.32%	9	1.42%	52	8.23%	0	0.00%
Canvass	0	0.00%	0	0.00%	0	0.00%	0	0.00%	0	0.00%	1	14.29%	0	0.00%
Total	2	0.29%	42	6.14%	5	0.73%	2	0.29%	9	1.32%	55	8.04%	0	0.00%

Precinct	ROBERT C. NEWMAN II (REP)		DENNIS RICHTER (NPP)		BRANDON M. ROSS (DEM)		SAM L. GALLUCCI (REP)		TED GAINES (REP)		CAITLYN JENNER (REP)		LEO S. ZACKY (REP)	
0022694														
Election Day	0	0.00%	0	0.00%	0	0.00%	0	0.00%	1	4.35%	0	0.00%	0	0.00%
Vote by Mail	2	0.45%	2	0.45%	15	3.39%	2	0.45%	8	1.81%	7	1.58%	1	0.23%
Canvass	0	0.00%	0	0.00%	0	0.00%	0	0.00%	0	0.00%	0	0.00%	0	0.00%
Total	2	0.42%	2	0.42%	15	3.18%	2	0.42%	9	1.91%	7	1.48%	1	0.21%
0022709														
Election Day	0	0.00%	0	0.00%	4	12.12%	0	0.00%	1	3.03%	0	0.00%	0	0.00%
Vote by Mail	2	0.32%	1	0.16%	14	2.24%	0	0.00%	16	2.56%	6	0.96%	0	0.00%
Canvass	0	0.00%	0	0.00%	0	0.00%	0	0.00%	0	0.00%	0	0.00%	0	0.00%
Total	2	0.30%	1	0.15%	18	2.71%	0	0.00%	17	2.56%	6	0.90%	0	0.00%
0022763														
Election Day	0	0.00%	0	0.00%	1	2.56%	0	0.00%	1	2.56%	0	0.00%	0	0.00%
Vote by Mail	1	0.18%	0	0.00%	22	4.05%	0	0.00%	7	1.29%	6	1.10%	1	0.18%
Canvass	0		0		0		0		0		0		0	
Total	1	0.17%	0	0.00%	23	3.95%	0	0.00%	8	1.37%	6	1.03%	1	0.17%
0022824														
Election Day	0	0.00%	0	0.00%	1	5.26%	0	0.00%	0	0.00%	0	0.00%	0	0.00%
Vote by Mail	3	1.10%	0	0.00%	10	3.68%	0	0.00%	2	0.74%	4	1.47%	0	0.00%
Canvass	0		0		0		0		0		0		0	
Total	3	1.03%	0	0.00%	11	3.78%	0	0.00%	2	0.69%	4	1.37%	0	0.00%
0022847														
Election Day	0	0.00%	0	0.00%	2	5.88%	0	0.00%	0	0.00%	0	0.00%	0	0.00%
Vote by Mail	1	0.31%	0	0.00%	17	5.30%	0	0.00%	5	1.56%	3	0.93%	0	0.00%
Canvass	0	0.00%	0	0.00%	0	0.00%	0	0.00%	0	0.00%	0	0.00%	0	0.00%
Total	1	0.28%	0	0.00%	19	5.32%	0	0.00%	5	1.40%	3	0.84%	0	0.00%
0022873														
Election Day	0	0.00%	0	0.00%	0	0.00%	0	0.00%	2	4.44%	0	0.00%	0	0.00%
Vote by Mail	1	0.16%	0	0.00%	27	4.27%	1	0.16%	17	2.69%	5	0.79%	0	0.00%
Canvass	0	0.00%	0	0.00%	0	0.00%	0	0.00%	0	0.00%	0	0.00%	0	0.00%
Total	1	0.15%	0	0.00%	27	3.95%	1	0.15%	19	2.78%	5	0.73%	0	0.00%

Precinct	JENNY RAE LE ROUX (REP)		DAVID LOZANO (REP)		STEVE CHAVEZ LODGE (REP)		MICHAEL LOEBBS (NPP)		DENIS LUCEY (NPP)		DIEGO MARTINEZ (REP)		JEREMIAH "JEREMY" MARCINIAK (NPP)	
0022694														
Election Day	0	0.00%	0	0.00%	0	0.00%	1	4.35%	0	0.00%	0	0.00%	0	0.00%
Vote by Mail	1	0.23%	0	0.00%	1	0.23%	1	0.23%	0	0.00%	0	0.00%	0	0.00%
Canvass	0	0.00%	0	0.00%	0	0.00%	0	0.00%	0	0.00%	0	0.00%	0	0.00%
Total	1	0.21%	0	0.00%	1	0.21%	2	0.42%	0	0.00%	0	0.00%	0	0.00%
0022709														
Election Day	0	0.00%	0	0.00%	0	0.00%	0	0.00%	0	0.00%	0	0.00%	0	0.00%
Vote by Mail	2	0.32%	3	0.48%	5	0.80%	1	0.16%	0	0.00%	0	0.00%	0	0.00%
Canvass	1	16.67%	0	0.00%	0	0.00%	0	0.00%	0	0.00%	0	0.00%	0	0.00%
Total	3	0.45%	3	0.45%	5	0.75%	1	0.15%	0	0.00%	0	0.00%	0	0.00%
0022763														
Election Day	0	0.00%	0	0.00%	0	0.00%	0	0.00%	0	0.00%	0	0.00%	0	0.00%
Vote by Mail	1	0.18%	0	0.00%	1	0.18%	1	0.18%	0	0.00%	2	0.37%	0	0.00%
Canvass	0		0		0		0		0		0		0	
Total	1	0.17%	0	0.00%	1	0.17%	1	0.17%	0	0.00%	2	0.34%	0	0.00%
0022824														
Election Day	0	0.00%	0	0.00%	0	0.00%	0	0.00%	0	0.00%	0	0.00%	0	0.00%
Vote by Mail	1	0.37%	1	0.37%	0	0.00%	1	0.37%	0	0.00%	0	0.00%	0	0.00%
Canvass	0		0		0		0		0		0		0	
Total	1	0.34%	1	0.34%	0	0.00%	1	0.34%	0	0.00%	0	0.00%	0	0.00%
0022847														
Election Day	0	0.00%	0	0.00%	0	0.00%	0	0.00%	0	0.00%	0	0.00%	0	0.00%
Vote by Mail	0	0.00%	0	0.00%	0	0.00%	1	0.31%	0	0.00%	0	0.00%	0	0.00%
Canvass	0	0.00%	0	0.00%	0	0.00%	0	0.00%	0	0.00%	0	0.00%	0	0.00%
Total	0	0.00%	0	0.00%	0	0.00%	1	0.28%	0	0.00%	0	0.00%	0	0.00%
0022873														
Election Day	0	0.00%	0	0.00%	0	0.00%	0	0.00%	0	0.00%	0	0.00%	0	0.00%
Vote by Mail	1	0.16%	0	0.00%	1	0.16%	2	0.32%	0	0.00%	0	0.00%	0	0.00%
Canvass	0	0.00%	0	0.00%	0	0.00%	0	0.00%	0	0.00%	0	0.00%	0	0.00%
Total	1	0.15%	0	0.00%	1	0.15%	2	0.29%	0	0.00%	0	0.00%	0	0.00%

Precinct	DANIEL MERCURI (REP)		JACQUELINE MCGOWAN (DEM)		DAVID MOORE (NPP)		DAVID ALEXANDER BRAMANTE (REP)		HOLLY L. BAADE (DEM)		ANGELYNE (NPP)		JAMES G. HANINK (NPP)	
0022694														
Election Day	0	0.00%	0	0.00%	0	0.00%	0	0.00%	1	4.35%	0	0.00%	0	0.00%
Vote by Mail	0	0.00%	9	2.03%	0	0.00%	1	0.23%	1	0.23%	1	0.23%	2	0.45%
Canvass	0	0.00%	0	0.00%	0	0.00%	0	0.00%	0	0.00%	0	0.00%	0	0.00%
Total	0	0.00%	9	1.91%	0	0.00%	1	0.21%	2	0.42%	1	0.21%	2	0.42%
0022709														
Election Day	0	0.00%	1	3.03%	0	0.00%	0	0.00%	1	3.03%	0	0.00%	0	0.00%
Vote by Mail	1	0.16%	19	3.04%	3	0.48%	0	0.00%	4	0.64%	1	0.16%	1	0.16%
Canvass	0	0.00%	0	0.00%	0	0.00%	0	0.00%	0	0.00%	0	0.00%	0	0.00%
Total	1	0.15%	20	3.01%	3	0.45%	0	0.00%	5	0.75%	1	0.15%	1	0.15%
0022763														
Election Day	0	0.00%	0	0.00%	0	0.00%	0	0.00%	2	5.13%	0	0.00%	0	0.00%
Vote by Mail	0	0.00%	10	1.84%	2	0.37%	4	0.74%	6	1.10%	0	0.00%	0	0.00%
Canvass	0		0		0		0		0		0		0	
Total	0	0.00%	10	1.72%	2	0.34%	4	0.69%	8	1.37%	0	0.00%	0	0.00%
0022824														
Election Day	0	0.00%	1	5.26%	0	0.00%	0	0.00%	0	0.00%	1	5.26%	0	0.00%
Vote by Mail	0	0.00%	18	6.62%	1	0.37%	1	0.37%	1	0.37%	3	1.10%	0	0.00%
Canvass	0		0		0		0		0		0		0	
Total	0	0.00%	19	6.53%	1	0.34%	1	0.34%	1	0.34%	4	1.37%	0	0.00%
0022847														
Election Day	0	0.00%	1	2.94%	0	0.00%	0	0.00%	0	0.00%	0	0.00%	0	0.00%
Vote by Mail	0	0.00%	16	4.98%	1	0.31%	0	0.00%	2	0.62%	0	0.00%	0	0.00%
Canvass	0	0.00%	0	0.00%	0	0.00%	0	0.00%	0	0.00%	0	0.00%	0	0.00%
Total	0	0.00%	17	4.76%	1	0.28%	0	0.00%	2	0.56%	0	0.00%	0	0.00%
0022873														
Election Day	0	0.00%	0	0.00%	0	0.00%	0	0.00%	0	0.00%	0	0.00%	0	0.00%
Vote by Mail	0	0.00%	13	2.06%	0	0.00%	0	0.00%	5	0.79%	2	0.32%	0	0.00%
Canvass	0	0.00%	0	0.00%	0	0.00%	0	0.00%	0	0.00%	0	0.00%	0	0.00%
Total	0	0.00%	13	1.90%	0	0.00%	0	0.00%	5	0.73%	2	0.29%	0	0.00%

Precinct	DAVID HILLBERG (REP)		JEFF HEWITT (LIB)		JOHN R. DRAKE (DEM)		LARRY A. ELDER (REP)		KEVIN PAFFRATH (DEM)		ADAM PAPAGAN (NPP)		ARMANDO "MANDO" PEREZ- SERRATO (DEM)	
0022694														
Election Day	0	0.00%	1	4.35%	0	0.00%	13	56.52%	1	4.35%	0	0.00%	1	4.35%
Vote by Mail	0	0.00%	0	0.00%	2	0.45%	232	52.37%	33	7.45%	0	0.00%	1	0.23%
Canvass	0	0.00%	0	0.00%	0	0.00%	5	83.33%	1	16.67%	0	0.00%	0	0.00%
Total	0	0.00%	1	0.21%	2	0.42%	250	52.97%	35	7.42%	0	0.00%	2	0.42%
0022709														
Election Day	0	0.00%	1	3.03%	0	0.00%	22	66.67%	0	0.00%	0	0.00%	0	0.00%
Vote by Mail	0	0.00%	5	0.80%	1	0.16%	312	49.92%	51	8.16%	0	0.00%	5	0.80%
Canvass	0	0.00%	0	0.00%	2	33.33%	3	50.00%	0	0.00%	0	0.00%	0	0.00%
Total	0	0.00%	6	0.90%	3	0.45%	337	50.75%	51	7.68%	0	0.00%	5	0.75%
0022763														
Election Day	0	0.00%	0	0.00%	0	0.00%	28	71.79%	0	0.00%	0	0.00%	0	0.00%
Vote by Mail	0	0.00%	1	0.18%	5	0.92%	264	48.62%	40	7.37%	0	0.00%	4	0.74%
Canvass	0		0		0		0		0		0		0	
Total	0	0.00%	1	0.17%	5	0.86%	292	50.17%	40	6.87%	0	0.00%	4	0.69%
0022824														
Election Day	0	0.00%	0	0.00%	2	10.53%	13	68.42%	0	0.00%	0	0.00%	0	0.00%
Vote by Mail	0	0.00%	0	0.00%	5	1.84%	112	41.18%	24	8.82%	0	0.00%	7	2.57%
Canvass	0		0		0		0		0		0		0	
Total	0	0.00%	0	0.00%	7	2.41%	125	42.96%	24	8.25%	0	0.00%	7	2.41%
0022847														
Election Day	0	0.00%	0	0.00%	0	0.00%	27	79.41%	1	2.94%	0	0.00%	0	0.00%
Vote by Mail	0	0.00%	1	0.31%	3	0.93%	141	43.93%	29	9.03%	0	0.00%	2	0.62%
Canvass	0	0.00%	0	0.00%	0	0.00%	1	50.00%	0	0.00%	0	0.00%	0	0.00%
Total	0	0.00%	1	0.28%	3	0.84%	169	47.34%	30	8.40%	0	0.00%	2	0.56%
0022873														
Election Day	0	0.00%	0	0.00%	0	0.00%	35	77.78%	1	2.22%	0	0.00%	0	0.00%
Vote by Mail	0	0.00%	7	1.11%	3	0.47%	327	51.74%	52	8.23%	0	0.00%	2	0.32%
Canvass	0	0.00%	0	0.00%	0	0.00%	5	71.43%	0	0.00%	0	0.00%	0	0.00%
Total	0	0.00%	7	1.02%	3	0.44%	367	53.65%	53	7.75%	0	0.00%	2	0.29%

Precinct	JOHN COX (REP)		HEATHER COLLINS (G-P)		DANIEL WATTS (DEM)		NICKOLAS WILDSTAR (REP)		SARAH STEPHENS (REP)		DENVER STONER (REP)		JOE M. SYMMON (REP)	
0022694														
Election Day	0	0.00%	0	0.00%	3	13.04%	0	0.00%	0	0.00%	0	0.00%	0	0.00%
Vote by Mail	27	6.09%	4	0.90%	10	2.26%	0	0.00%	0	0.00%	2	0.45%	0	0.00%
Canvass	0	0.00%	0	0.00%	0	0.00%	0	0.00%	0	0.00%	0	0.00%	0	0.00%
Total	27	5.72%	4	0.85%	13	2.75%	0	0.00%	0	0.00%	2	0.42%	0	0.00%
0022709														
Election Day	0	0.00%	0	0.00%	0	0.00%	0	0.00%	0	0.00%	0	0.00%	0	0.00%
Vote by Mail	23	3.68%	3	0.48%	13	2.08%	0	0.00%	1	0.16%	2	0.32%	0	0.00%
Canvass	0	0.00%	0	0.00%	0	0.00%	0	0.00%	0	0.00%	0	0.00%	0	0.00%
Total	23	3.46%	3	0.45%	13	1.96%	0	0.00%	1	0.15%	2	0.30%	0	0.00%
0022763														
Election Day	1	2.56%	0	0.00%	0	0.00%	0	0.00%	0	0.00%	0	0.00%	0	0.00%
Vote by Mail	31	5.71%	3	0.55%	11	2.03%	1	0.18%	0	0.00%	1	0.18%	0	0.00%
Canvass	0		0		0		0		0		0		0	
Total	32	5.50%	3	0.52%	11	1.89%	1	0.17%	0	0.00%	1	0.17%	0	0.00%
0022824														
Election Day	0	0.00%	1	5.26%	0	0.00%	0	0.00%	0	0.00%	0	0.00%	0	0.00%
Vote by Mail	9	3.31%	2	0.74%	14	5.15%	0	0.00%	1	0.37%	4	1.47%	0	0.00%
Canvass	0		0		0		0		0		0		0	
Total	9	3.09%	3	1.03%	14	4.81%	0	0.00%	1	0.34%	4	1.37%	0	0.00%
0022847														
Election Day	0	0.00%	0	0.00%	1	2.94%	0	0.00%	0	0.00%	0	0.00%	0	0.00%
Vote by Mail	21	6.54%	1	0.31%	9	2.80%	1	0.31%	0	0.00%	3	0.93%	0	0.00%
Canvass	0	0.00%	0	0.00%	0	0.00%	0	0.00%	0	0.00%	0	0.00%	0	0.00%
Total	21	5.88%	1	0.28%	10	2.80%	1	0.28%	0	0.00%	3	0.84%	0	0.00%
0022873														
Election Day	1	2.22%	0	0.00%	0	0.00%	0	0.00%	0	0.00%	0	0.00%	0	0.00%
Vote by Mail	31	4.91%	7	1.11%	10	1.58%	0	0.00%	0	0.00%	2	0.32%	0	0.00%
Canvass	0	0.00%	1	14.29%	0	0.00%	0	0.00%	0	0.00%	0	0.00%	0	0.00%
Total	32	4.68%	8	1.17%	10	1.46%	0	0.00%	0	0.00%	2	0.29%	0	0.00%

Precinct	MAJOR SINGH (NPP)		DOUG OSE (REP)		Write-in		Total Votes	ROXANNE Qualified Write In		STACY SMITH Qualified Write In		MAJOR WILLIAMS Qualified Write In	
0022694													
Election Day	0	0.00%	0	0.00%	0	0.00%	23	0	0.00%	0	0.00%	0	0.00%
Vote by Mail	0	0.00%	5	1.13%	2	0.45%	443	0	0.00%	0	0.00%	2	0.45%
Canvass	0	0.00%	0	0.00%	0	0.00%	6	0	0.00%	0	0.00%	0	0.00%
Total	0	0.00%	5	1.06%	2	0.42%	472	0	0.00%	0	0.00%	2	0.42%
0022709													
Election Day	0	0.00%	0	0.00%	0	0.00%	33	0	0.00%	0	0.00%	0	0.00%
Vote by Mail	0	0.00%	8	1.28%	3	0.48%	625	0	0.00%	0	0.00%	3	0.48%
Canvass	0	0.00%	0	0.00%	0	0.00%	6	0	0.00%	0	0.00%	0	0.00%
Total	0	0.00%	8	1.20%	3	0.45%	664	0	0.00%	0	0.00%	3	0.45%
0022763													
Election Day	0	0.00%	0	0.00%	0	0.00%	39	0	0.00%	0	0.00%	0	0.00%
Vote by Mail	7	1.29%	12	2.21%	2	0.37%	543	0	0.00%	0	0.00%	2	0.37%
Canvass	0		0		0		0	0		0		0	
Total	7	1.20%	12	2.06%	2	0.34%	582	0	0.00%	0	0.00%	2	0.34%
0022824													
Election Day	0	0.00%	0	0.00%	0	0.00%	19	0	0.00%	0	0.00%	0	0.00%
Vote by Mail	0	0.00%	7	2.57%	0	0.00%	272	0	0.00%	0	0.00%	0	0.00%
Canvass	0		0		0		0	0		0		0	
Total	0	0.00%	7	2.41%	0	0.00%	291	0	0.00%	0	0.00%	0	0.00%
0022847													
Election Day	0	0.00%	0	0.00%	0	0.00%	34	0	0.00%	0	0.00%	0	0.00%
Vote by Mail	0	0.00%	1	0.31%	0	0.00%	321	0	0.00%	0	0.00%	0	0.00%
Canvass	0	0.00%	0	0.00%	0	0.00%	2	0	0.00%	0	0.00%	0	0.00%
Total	0	0.00%	1	0.28%	0	0.00%	357	0	0.00%	0	0.00%	0	0.00%
0022873													
Election Day	0	0.00%	1	2.22%	0	0.00%	45	0	0.00%	0	0.00%	0	0.00%
Vote by Mail	0	0.00%	2	0.32%	2	0.32%	632	0	0.00%	0	0.00%	2	0.32%
Canvass	0	0.00%	0	0.00%	0	0.00%	7	0	0.00%	0	0.00%	0	0.00%
Total	0	0.00%	3	0.44%	2	0.29%	684	0	0.00%	0	0.00%	2	0.29%

Precinct	THUY E. HUGENS Qualified Write In		MIKI HABRYN Qualified Write In		VINCE LUNDGREN Qualified Write In		VIVEK B. MOHAN Qualified Write In	
0022694								
Election Day	0	0.00%	0	0.00%	0	0.00%	0	0.00%
Vote by Mail	0	0.00%	0	0.00%	0	0.00%	0	0.00%
Canvass	0	0.00%	0	0.00%	0	0.00%	0	0.00%
Total	0	0.00%	0	0.00%	0	0.00%	0	0.00%
0022709								
Election Day	0	0.00%	0	0.00%	0	0.00%	0	0.00%
Vote by Mail	0	0.00%	0	0.00%	0	0.00%	0	0.00%
Canvass	0	0.00%	0	0.00%	0	0.00%	0	0.00%
Total	0	0.00%	0	0.00%	0	0.00%	0	0.00%
0022763								
Election Day	0	0.00%	0	0.00%	0	0.00%	0	0.00%
Vote by Mail	0	0.00%	0	0.00%	0	0.00%	0	0.00%
Canvass	0		0		0		0	
Total	0	0.00%	0	0.00%	0	0.00%	0	0.00%
0022824								
Election Day	0	0.00%	0	0.00%	0	0.00%	0	0.00%
Vote by Mail	0	0.00%	0	0.00%	0	0.00%	0	0.00%
Canvass	0		0		0		0	
Total	0	0.00%	0	0.00%	0	0.00%	0	0.00%
0022847								
Election Day	0	0.00%	0	0.00%	0	0.00%	0	0.00%
Vote by Mail	0	0.00%	0	0.00%	0	0.00%	0	0.00%
Canvass	0	0.00%	0	0.00%	0	0.00%	0	0.00%
Total	0	0.00%	0	0.00%	0	0.00%	0	0.00%
0022873								
Election Day	0	0.00%	0	0.00%	0	0.00%	0	0.00%
Vote by Mail	0	0.00%	0	0.00%	0	0.00%	0	0.00%
Canvass	0	0.00%	0	0.00%	0	0.00%	0	0.00%
Total	0	0.00%	0	0.00%	0	0.00%	0	0.00%

Precinct	Times Cast	Registered Voters	Undervotes	Overvotes
0022898				
Election Day	0	32	0	0
Vote by Mail	21	32	6	0
Canvass	0	32	0	0
Total	21	32	6	0
0022997				
Election Day	45	1,924	6	0
Vote by Mail	1,070	1,924	424	1
Canvass	11	1,924	2	0
Total	1,126	1,924	432	1
0023002				
Election Day	59	2,013	4	0
Vote by Mail	1,164	2,013	314	4
Canvass	11	2,013	0	0
Total	1,234	2,013	318	4
0023077				
Election Day	33	1,707	3	0
Vote by Mail	1,061	1,707	335	2
Canvass	2	1,707	1	0
Total	1,096	1,707	339	2
0023172				
Election Day	24	1,510	4	0
Vote by Mail	924	1,510	300	0
Canvass	3	1,510	0	0
Total	951	1,510	304	0
0023240				
Election Day	44	1,353	3	0
Vote by Mail	778	1,353	233	0
Canvass	2	1,353	1	0
Total	824	1,353	237	0

Precinct	DAN KAPELOVITZ (G-P)		KEVIN K. KAUL (NPP)	
0022898				
Election Day	0		0	
Vote by Mail	0	0.00%	0	0.00%
Canvass	0		0	
Total	0	0.00%	0	0.00%
0022997				
Election Day	0	0.00%	0	0.00%
Vote by Mail	4	0.62%	0	0.00%
Canvass	0	0.00%	0	0.00%
Total	4	0.58%	0	0.00%
0023002				
Election Day	0	0.00%	0	0.00%
Vote by Mail	1	0.12%	0	0.00%
Canvass	0	0.00%	0	0.00%
Total	1	0.11%	0	0.00%
0023077				
Election Day	0	0.00%	0	0.00%
Vote by Mail	1	0.14%	0	0.00%
Canvass	0	0.00%	0	0.00%
Total	1	0.13%	0	0.00%
0023172				
Election Day	0	0.00%	0	0.00%
Vote by Mail	3	0.48%	0	0.00%
Canvass	0	0.00%	0	0.00%
Total	3	0.46%	0	0.00%
0023240				
Election Day	0	0.00%	0	0.00%
Vote by Mail	5	0.92%	0	0.00%
Canvass	0	0.00%	0	0.00%
Total	5	0.85%	0	0.00%

Precinct	CHAUNCEY "SLIM" KILLENS (REP)		KEVIN KILEY (REP)		PATRICK KILPATRICK (DEM)		ANTHONY TRIMINO (REP)		JOEL VENTRESCA (DEM)		KEVIN L. FAULCONER (REP)		RHONDA FURIN (REP)	
0022898														
Election Day	0		0		0		0		0		0		0	
Vote by Mail	0	0.00%	0	0.00%	0	0.00%	0	0.00%	1	6.67%	0	0.00%	0	0.00%
Canvass	0		0		0		0		0		0		0	
Total	0	0.00%	0	0.00%	0	0.00%	0	0.00%	1	6.67%	0	0.00%	0	0.00%
0022997														
Election Day	0	0.00%	3	7.69%	0	0.00%	0	0.00%	0	0.00%	0	0.00%	0	0.00%
Vote by Mail	1	0.16%	40	6.20%	3	0.47%	2	0.31%	9	1.40%	53	8.22%	1	0.16%
Canvass	0	0.00%	0	0.00%	0	0.00%	0	0.00%	0	0.00%	0	0.00%	0	0.00%
Total	1	0.14%	43	6.20%	3	0.43%	2	0.29%	9	1.30%	53	7.65%	1	0.14%
0023002														
Election Day	0	0.00%	6	10.91%	0	0.00%	0	0.00%	0	0.00%	0	0.00%	0	0.00%
Vote by Mail	1	0.12%	70	8.27%	4	0.47%	1	0.12%	12	1.42%	45	5.32%	1	0.12%
Canvass	0	0.00%	0	0.00%	0	0.00%	0	0.00%	0	0.00%	1	9.09%	0	0.00%
Total	1	0.11%	76	8.33%	4	0.44%	1	0.11%	12	1.32%	46	5.04%	1	0.11%
0023077														
Election Day	0	0.00%	1	3.33%	0	0.00%	0	0.00%	0	0.00%	1	3.33%	0	0.00%
Vote by Mail	3	0.41%	66	9.12%	4	0.55%	1	0.14%	9	1.24%	47	6.49%	0	0.00%
Canvass	0	0.00%	0	0.00%	0	0.00%	0	0.00%	1	100.00%	0	0.00%	0	0.00%
Total	3	0.40%	67	8.87%	4	0.53%	1	0.13%	10	1.32%	48	6.36%	0	0.00%
0023172														
Election Day	0	0.00%	2	10.00%	0	0.00%	0	0.00%	0	0.00%	0	0.00%	0	0.00%
Vote by Mail	1	0.16%	61	9.78%	7	1.12%	0	0.00%	17	2.72%	37	5.93%	0	0.00%
Canvass	0	0.00%	1	33.33%	0	0.00%	0	0.00%	0	0.00%	0	0.00%	0	0.00%
Total	1	0.15%	64	9.89%	7	1.08%	0	0.00%	17	2.63%	37	5.72%	0	0.00%
0023240														
Election Day	0	0.00%	4	9.76%	0	0.00%	0	0.00%	0	0.00%	0	0.00%	0	0.00%
Vote by Mail	4	0.73%	70	12.84%	3	0.55%	0	0.00%	2	0.37%	27	4.95%	0	0.00%
Canvass	0	0.00%	0	0.00%	0	0.00%	0	0.00%	0	0.00%	0	0.00%	0	0.00%
Total	4	0.68%	74	12.61%	3	0.51%	0	0.00%	2	0.34%	27	4.60%	0	0.00%

Precinct	ROBERT C. NEWMAN II (REP)		DENNIS RICHTER (NPP)		BRANDON M. ROSS (DEM)		SAM L. GALLUCCI (REP)		TED GAINES (REP)		CAITLYN JENNER (REP)		LEO S. ZACKY (REP)	
0022898														
Election Day	0		0		0		0		0		0		0	
Vote by Mail	0	0.00%	0	0.00%	1	6.67%	0	0.00%	0	0.00%	1	6.67%	0	0.00%
Canvass	0		0		0		0		0		0		0	
Total	0	0.00%	0	0.00%	1	6.67%	0	0.00%	0	0.00%	1	6.67%	0	0.00%
0022997														
Election Day	0	0.00%	0	0.00%	1	2.56%	0	0.00%	0	0.00%	1	2.56%	0	0.00%
Vote by Mail	0	0.00%	0	0.00%	30	4.65%	1	0.16%	22	3.41%	9	1.40%	0	0.00%
Canvass	0	0.00%	0	0.00%	0	0.00%	0	0.00%	0	0.00%	0	0.00%	0	0.00%
Total	0	0.00%	0	0.00%	31	4.47%	1	0.14%	22	3.17%	10	1.44%	0	0.00%
0023002														
Election Day	0	0.00%	0	0.00%	2	3.64%	0	0.00%	0	0.00%	0	0.00%	0	0.00%
Vote by Mail	2	0.24%	3	0.35%	38	4.49%	0	0.00%	15	1.77%	14	1.65%	1	0.12%
Canvass	0	0.00%	0	0.00%	1	9.09%	0	0.00%	0	0.00%	0	0.00%	0	0.00%
Total	2	0.22%	3	0.33%	41	4.50%	0	0.00%	15	1.64%	14	1.54%	1	0.11%
0023077														
Election Day	0	0.00%	0	0.00%	0	0.00%	0	0.00%	1	3.33%	0	0.00%	0	0.00%
Vote by Mail	1	0.14%	1	0.14%	30	4.14%	1	0.14%	19	2.62%	12	1.66%	0	0.00%
Canvass	0	0.00%	0	0.00%	0	0.00%	0	0.00%	0	0.00%	0	0.00%	0	0.00%
Total	1	0.13%	1	0.13%	30	3.97%	1	0.13%	20	2.65%	12	1.59%	0	0.00%
0023172														
Election Day	0	0.00%	0	0.00%	0	0.00%	0	0.00%	1	5.00%	0	0.00%	0	0.00%
Vote by Mail	1	0.16%	1	0.16%	12	1.92%	0	0.00%	17	2.72%	9	1.44%	0	0.00%
Canvass	0	0.00%	0	0.00%	0	0.00%	0	0.00%	0	0.00%	0	0.00%	0	0.00%
Total	1	0.15%	1	0.15%	12	1.85%	0	0.00%	18	2.78%	9	1.39%	0	0.00%
0023240														
Election Day	0	0.00%	0	0.00%	0	0.00%	0	0.00%	0	0.00%	0	0.00%	0	0.00%
Vote by Mail	1	0.18%	0	0.00%	11	2.02%	1	0.18%	19	3.49%	7	1.28%	0	0.00%
Canvass	0	0.00%	0	0.00%	0	0.00%	0	0.00%	0	0.00%	0	0.00%	0	0.00%
Total	1	0.17%	0	0.00%	11	1.87%	1	0.17%	19	3.24%	7	1.19%	0	0.00%

Precinct	JENNY RAE LE ROUX (REP)		DAVID LOZANO (REP)		STEVE CHAVEZ LODGE (REP)		MICHAEL LOEBBS (NPP)		DENIS LUCEY (NPP)		DIEGO MARTINEZ (REP)		JEREMIAH "JEREMY" MARCINIAK (NPP)	
0022898														
Election Day	0		0		0		0		0		0		0	
Vote by Mail	0	0.00%	0	0.00%	0	0.00%	0	0.00%	0	0.00%	0	0.00%	0	0.00%
Canvass	0		0		0		0		0		0		0	
Total	0	0.00%	0	0.00%	0	0.00%	0	0.00%	0	0.00%	0	0.00%	0	0.00%
0022997														
Election Day	0	0.00%	0	0.00%	0	0.00%	0	0.00%	0	0.00%	0	0.00%	0	0.00%
Vote by Mail	1	0.16%	2	0.31%	2	0.31%	2	0.31%	1	0.16%	1	0.16%	0	0.00%
Canvass	0	0.00%	0	0.00%	0	0.00%	0	0.00%	0	0.00%	0	0.00%	0	0.00%
Total	1	0.14%	2	0.29%	2	0.29%	2	0.29%	1	0.14%	1	0.14%	0	0.00%
0023002														
Election Day	0	0.00%	0	0.00%	0	0.00%	0	0.00%	0	0.00%	0	0.00%	0	0.00%
Vote by Mail	2	0.24%	0	0.00%	1	0.12%	2	0.24%	0	0.00%	0	0.00%	0	0.00%
Canvass	0	0.00%	0	0.00%	0	0.00%	0	0.00%	0	0.00%	0	0.00%	0	0.00%
Total	2	0.22%	0	0.00%	1	0.11%	2	0.22%	0	0.00%	0	0.00%	0	0.00%
0023077														
Election Day	0	0.00%	0	0.00%	0	0.00%	0	0.00%	0	0.00%	0	0.00%	0	0.00%
Vote by Mail	4	0.55%	1	0.14%	2	0.28%	1	0.14%	0	0.00%	0	0.00%	0	0.00%
Canvass	0	0.00%	0	0.00%	0	0.00%	0	0.00%	0	0.00%	0	0.00%	0	0.00%
Total	4	0.53%	1	0.13%	2	0.26%	1	0.13%	0	0.00%	0	0.00%	0	0.00%
0023172														
Election Day	0	0.00%	0	0.00%	0	0.00%	0	0.00%	0	0.00%	0	0.00%	0	0.00%
Vote by Mail	2	0.32%	0	0.00%	2	0.32%	3	0.48%	0	0.00%	1	0.16%	0	0.00%
Canvass	0	0.00%	0	0.00%	0	0.00%	0	0.00%	0	0.00%	0	0.00%	0	0.00%
Total	2	0.31%	0	0.00%	2	0.31%	3	0.46%	0	0.00%	1	0.15%	0	0.00%
0023240														
Election Day	0	0.00%	0	0.00%	0	0.00%	0	0.00%	0	0.00%	0	0.00%	0	0.00%
Vote by Mail	0	0.00%	0	0.00%	1	0.18%	0	0.00%	1	0.18%	1	0.18%	0	0.00%
Canvass	0	0.00%	0	0.00%	0	0.00%	0	0.00%	0	0.00%	0	0.00%	0	0.00%
Total	0	0.00%	0	0.00%	1	0.17%	0	0.00%	1	0.17%	1	0.17%	0	0.00%

Precinct	DANIEL MERCURI (REP)		JACQUELINE MCGOWAN (DEM)		DAVID MOORE (NPP)		DAVID ALEXANDER BRAMANTE (REP)		HOLLY L. BAADE (DEM)		ANGELYNE (NPP)		JAMES G. HANINK (NPP)	
0022898														
Election Day	0		0		0		0		0		0		0	
Vote by Mail	0	0.00%	0	0.00%	0	0.00%	0	0.00%	0	0.00%	1	6.67%	0	0.00%
Canvass	0		0		0		0		0		0		0	
Total	0	0.00%	0	0.00%	0	0.00%	0	0.00%	0	0.00%	1	6.67%	0	0.00%
0022997														
Election Day	0	0.00%	0	0.00%	0	0.00%	0	0.00%	2	5.13%	0	0.00%	0	0.00%
Vote by Mail	0	0.00%	10	1.55%	2	0.31%	0	0.00%	3	0.47%	1	0.16%	1	0.16%
Canvass	0	0.00%	1	11.11%	0	0.00%	0	0.00%	1	11.11%	0	0.00%	0	0.00%
Total	0	0.00%	11	1.59%	2	0.29%	0	0.00%	6	0.87%	1	0.14%	1	0.14%
0023002														
Election Day	0	0.00%	0	0.00%	0	0.00%	0	0.00%	1	1.82%	0	0.00%	0	0.00%
Vote by Mail	1	0.12%	16	1.89%	1	0.12%	5	0.59%	5	0.59%	0	0.00%	0	0.00%
Canvass	0	0.00%	0	0.00%	0	0.00%	0	0.00%	0	0.00%	0	0.00%	0	0.00%
Total	1	0.11%	16	1.75%	1	0.11%	5	0.55%	6	0.66%	0	0.00%	0	0.00%
0023077														
Election Day	0	0.00%	0	0.00%	0	0.00%	0	0.00%	0	0.00%	0	0.00%	0	0.00%
Vote by Mail	1	0.14%	20	2.76%	0	0.00%	1	0.14%	2	0.28%	2	0.28%	0	0.00%
Canvass	0	0.00%	0	0.00%	0	0.00%	0	0.00%	0	0.00%	0	0.00%	0	0.00%
Total	1	0.13%	20	2.65%	0	0.00%	1	0.13%	2	0.26%	2	0.26%	0	0.00%
0023172														
Election Day	0	0.00%	0	0.00%	0	0.00%	0	0.00%	0	0.00%	0	0.00%	0	0.00%
Vote by Mail	3	0.48%	15	2.40%	0	0.00%	0	0.00%	4	0.64%	0	0.00%	0	0.00%
Canvass	0	0.00%	0	0.00%	0	0.00%	0	0.00%	0	0.00%	0	0.00%	0	0.00%
Total	3	0.46%	15	2.32%	0	0.00%	0	0.00%	4	0.62%	0	0.00%	0	0.00%
0023240														
Election Day	1	2.44%	0	0.00%	0	0.00%	0	0.00%	0	0.00%	0	0.00%	0	0.00%
Vote by Mail	1	0.18%	15	2.75%	3	0.55%	2	0.37%	3	0.55%	0	0.00%	0	0.00%
Canvass	0	0.00%	0	0.00%	0	0.00%	0	0.00%	0	0.00%	0	0.00%	0	0.00%
Total	2	0.34%	15	2.56%	3	0.51%	2	0.34%	3	0.51%	0	0.00%	0	0.00%

Precinct	DAVID HILLBERG (REP)		JEFF HEWITT (LIB)		JOHN R. DRAKE (DEM)		LARRY A. ELDER (REP)		KEVIN PAFFRATH (DEM)		ADAM PAPAGAN (NPP)		ARMANDO "MANDO" PEREZ- SERRATO (DEM)	
0022898														
Election Day	0		0		0		0		0		0		0	
Vote by Mail	0	0.00%	0	0.00%	0	0.00%	6	40.00%	1	6.67%	0	0.00%	0	0.00%
Canvass	0		0		0		0		0		0		0	
Total	0	0.00%	0	0.00%	0	0.00%	6	40.00%	1	6.67%	0	0.00%	0	0.00%
0022997														
Election Day	0	0.00%	0	0.00%	0	0.00%	32	82.05%	0	0.00%	0	0.00%	0	0.00%
Vote by Mail	0	0.00%	2	0.31%	3	0.47%	334	51.78%	44	6.82%	0	0.00%	0	0.00%
Canvass	0	0.00%	0	0.00%	0	0.00%	7	77.78%	0	0.00%	0	0.00%	0	0.00%
Total	0	0.00%	2	0.29%	3	0.43%	373	53.82%	44	6.35%	0	0.00%	0	0.00%
0023002														
Election Day	0	0.00%	0	0.00%	0	0.00%	45	81.82%	0	0.00%	0	0.00%	0	0.00%
Vote by Mail	0	0.00%	5	0.59%	1	0.12%	474	56.03%	49	5.79%	0	0.00%	2	0.24%
Canvass	0	0.00%	0	0.00%	1	9.09%	7	63.64%	0	0.00%	0	0.00%	0	0.00%
Total	0	0.00%	5	0.55%	2	0.22%	526	57.68%	49	5.37%	0	0.00%	2	0.22%
0023077														
Election Day	0	0.00%	0	0.00%	0	0.00%	23	76.67%	1	3.33%	0	0.00%	0	0.00%
Vote by Mail	0	0.00%	7	0.97%	1	0.14%	373	51.52%	42	5.80%	0	0.00%	2	0.28%
Canvass	0	0.00%	0	0.00%	0	0.00%	0	0.00%	0	0.00%	0	0.00%	0	0.00%
Total	0	0.00%	7	0.93%	1	0.13%	396	52.45%	43	5.70%	0	0.00%	2	0.26%
0023172														
Election Day	0	0.00%	0	0.00%	0	0.00%	17	85.00%	0	0.00%	0	0.00%	0	0.00%
Vote by Mail	0	0.00%	5	0.80%	2	0.32%	326	52.24%	39	6.25%	0	0.00%	4	0.64%
Canvass	0	0.00%	0	0.00%	0	0.00%	2	66.67%	0	0.00%	0	0.00%	0	0.00%
Total	0	0.00%	5	0.77%	2	0.31%	345	53.32%	39	6.03%	0	0.00%	4	0.62%
0023240														
Election Day	0	0.00%	0	0.00%	0	0.00%	33	80.49%	2	4.88%	0	0.00%	0	0.00%
Vote by Mail	1	0.18%	6	1.10%	4	0.73%	278	51.01%	37	6.79%	0	0.00%	2	0.37%
Canvass	0	0.00%	0	0.00%	0	0.00%	1	100.00%	0	0.00%	0	0.00%	0	0.00%
Total	1	0.17%	6	1.02%	4	0.68%	312	53.15%	39	6.64%	0	0.00%	2	0.34%

Precinct	JOHN COX (REP)		HEATHER COLLINS (G-P)		DANIEL WATTS (DEM)		NICKOLAS WILDSTAR (REP)		SARAH STEPHENS (REP)		DENVER STONER (REP)		JOE M. SYMMON (REP)	
0022898														
Election Day	0		0		0		0		0		0		0	
Vote by Mail	1	6.67%	0	0.00%	2	13.33%	0	0.00%	0	0.00%	0	0.00%	0	0.00%
Canvass	0		0		0		0		0		0		0	
Total	1	6.67%	0	0.00%	2	13.33%	0	0.00%	0	0.00%	0	0.00%	0	0.00%
0022997														
Election Day	0	0.00%	0	0.00%	0	0.00%	0	0.00%	0	0.00%	0	0.00%	0	0.00%
Vote by Mail	27	4.19%	7	1.09%	16	2.48%	0	0.00%	1	0.16%	2	0.31%	0	0.00%
Canvass	0	0.00%	0	0.00%	0	0.00%	0	0.00%	0	0.00%	0	0.00%	0	0.00%
Total	27	3.90%	7	1.01%	16	2.31%	0	0.00%	1	0.14%	2	0.29%	0	0.00%
0023002														
Election Day	0	0.00%	0	0.00%	1	1.82%	0	0.00%	0	0.00%	0	0.00%	0	0.00%
Vote by Mail	34	4.02%	11	1.30%	10	1.18%	0	0.00%	3	0.35%	1	0.12%	0	0.00%
Canvass	0	0.00%	0	0.00%	0	0.00%	0	0.00%	0	0.00%	1	9.09%	0	0.00%
Total	34	3.73%	11	1.21%	11	1.21%	0	0.00%	3	0.33%	2	0.22%	0	0.00%
0023077														
Election Day	3	10.00%	0	0.00%	0	0.00%	0	0.00%	0	0.00%	0	0.00%	0	0.00%
Vote by Mail	42	5.80%	3	0.41%	12	1.66%	0	0.00%	0	0.00%	3	0.41%	0	0.00%
Canvass	0	0.00%	0	0.00%	0	0.00%	0	0.00%	0	0.00%	0	0.00%	0	0.00%
Total	45	5.96%	3	0.40%	12	1.59%	0	0.00%	0	0.00%	3	0.40%	0	0.00%
0023172														
Election Day	0	0.00%	0	0.00%	0	0.00%	0	0.00%	0	0.00%	0	0.00%	0	0.00%
Vote by Mail	24	3.85%	2	0.32%	19	3.04%	0	0.00%	0	0.00%	0	0.00%	0	0.00%
Canvass	0	0.00%	0	0.00%	0	0.00%	0	0.00%	0	0.00%	0	0.00%	0	0.00%
Total	24	3.71%	2	0.31%	19	2.94%	0	0.00%	0	0.00%	0	0.00%	0	0.00%
0023240														
Election Day	0	0.00%	0	0.00%	0	0.00%	0	0.00%	0	0.00%	0	0.00%	0	0.00%
Vote by Mail	18	3.30%	1	0.18%	8	1.47%	0	0.00%	1	0.18%	3	0.55%	0	0.00%
Canvass	0	0.00%	0	0.00%	0	0.00%	0	0.00%	0	0.00%	0	0.00%	0	0.00%
Total	18	3.07%	1	0.17%	8	1.36%	0	0.00%	1	0.17%	3	0.51%	0	0.00%

Precinct	MAJOR SINGH (NPP)		DOUG OSE (REP)		Write-in		Total Votes	ROXANNE Qualified Write In		STACY SMITH Qualified Write In		MAJOR WILLIAMS Qualified Write In	
0022898													
Election Day	0		0		0		0	0		0		0	
Vote by Mail	0	0.00%	1	6.67%	0	0.00%	15	0	0.00%	0	0.00%	0	0.00%
Canvass	0		0		0		0	0		0		0	
Total	0	0.00%	1	6.67%	0	0.00%	15	0	0.00%	0	0.00%	0	0.00%
0022997													
Election Day	0	0.00%	0	0.00%	0	0.00%	39	0	0.00%	0	0.00%	0	0.00%
Vote by Mail	0	0.00%	7	1.09%	1	0.16%	645	0	0.00%	0	0.00%	1	0.16%
Canvass	0	0.00%	0	0.00%	0	0.00%	9	0	0.00%	0	0.00%	0	0.00%
Total	0	0.00%	7	1.01%	1	0.14%	693	0	0.00%	0	0.00%	1	0.14%
0023002													
Election Day	0	0.00%	0	0.00%	0	0.00%	55	0	0.00%	0	0.00%	0	0.00%
Vote by Mail	2	0.24%	9	1.06%	4	0.47%	846	0	0.00%	0	0.00%	4	0.47%
Canvass	0	0.00%	0	0.00%	0	0.00%	11	0	0.00%	0	0.00%	0	0.00%
Total	2	0.22%	9	0.99%	4	0.44%	912	0	0.00%	0	0.00%	4	0.44%
0023077													
Election Day	0	0.00%	0	0.00%	0	0.00%	30	0	0.00%	0	0.00%	0	0.00%
Vote by Mail	1	0.14%	9	1.24%	0	0.00%	724	0	0.00%	0	0.00%	0	0.00%
Canvass	0	0.00%	0	0.00%	0	0.00%	1	0	0.00%	0	0.00%	0	0.00%
Total	1	0.13%	9	1.19%	0	0.00%	755	0	0.00%	0	0.00%	0	0.00%
0023172													
Election Day	0	0.00%	0	0.00%	0	0.00%	20	0	0.00%	0	0.00%	0	0.00%
Vote by Mail	1	0.16%	5	0.80%	1	0.16%	624	0	0.00%	0	0.00%	1	0.16%
Canvass	0	0.00%	0	0.00%	0	0.00%	3	0	0.00%	0	0.00%	0	0.00%
Total	1	0.15%	5	0.77%	1	0.15%	647	0	0.00%	0	0.00%	1	0.15%
0023240													
Election Day	0	0.00%	1	2.44%	0	0.00%	41	0	0.00%	0	0.00%	0	0.00%
Vote by Mail	0	0.00%	9	1.65%	0	0.00%	545	0	0.00%	0	0.00%	0	0.00%
Canvass	0	0.00%	0	0.00%	0	0.00%	1	0	0.00%	0	0.00%	0	0.00%
Total	0	0.00%	10	1.70%	0	0.00%	587	0	0.00%	0	0.00%	0	0.00%

Precinct	THUY E. HUGENS Qualified Write In		MIKI HABRYN Qualified Write In		VINCE LUNDGREN Qualified Write In		VIVEK B. MOHAN Qualified Write In	
0022898								
Election Day	0		0		0		0	
Vote by Mail	0	0.00%	0	0.00%	0	0.00%	0	0.00%
Canvass	0		0		0		0	
Total	0	0.00%	0	0.00%	0	0.00%	0	0.00%
0022997								
Election Day	0	0.00%	0	0.00%	0	0.00%	0	0.00%
Vote by Mail	0	0.00%	0	0.00%	0	0.00%	0	0.00%
Canvass	0	0.00%	0	0.00%	0	0.00%	0	0.00%
Total	0	0.00%	0	0.00%	0	0.00%	0	0.00%
0023002								
Election Day	0	0.00%	0	0.00%	0	0.00%	0	0.00%
Vote by Mail	0	0.00%	0	0.00%	0	0.00%	0	0.00%
Canvass	0	0.00%	0	0.00%	0	0.00%	0	0.00%
Total	0	0.00%	0	0.00%	0	0.00%	0	0.00%
0023077								
Election Day	0	0.00%	0	0.00%	0	0.00%	0	0.00%
Vote by Mail	0	0.00%	0	0.00%	0	0.00%	0	0.00%
Canvass	0	0.00%	0	0.00%	0	0.00%	0	0.00%
Total	0	0.00%	0	0.00%	0	0.00%	0	0.00%
0023172								
Election Day	0	0.00%	0	0.00%	0	0.00%	0	0.00%
Vote by Mail	0	0.00%	0	0.00%	0	0.00%	0	0.00%
Canvass	0	0.00%	0	0.00%	0	0.00%	0	0.00%
Total	0	0.00%	0	0.00%	0	0.00%	0	0.00%
0023240								
Election Day	0	0.00%	0	0.00%	0	0.00%	0	0.00%
Vote by Mail	0	0.00%	0	0.00%	0	0.00%	0	0.00%
Canvass	0	0.00%	0	0.00%	0	0.00%	0	0.00%
Total	0	0.00%	0	0.00%	0	0.00%	0	0.00%

Precinct	Times Cast	Registered Voters	Undervotes	Overvotes
0023295				
Election Day	42	1,559	3	0
Vote by Mail	848	1,559	269	0
Canvass	6	1,559	1	0
Total	896	1,559	273	0
0023313				
Election Day	41	1,956	3	0
Vote by Mail	1,209	1,956	440	4
Canvass	3	1,956	0	0
Total	1,253	1,956	443	4
0023414				
Election Day	51	1,721	0	0
Vote by Mail	1,084	1,721	327	1
Canvass	9	1,721	0	0
Total	1,144	1,721	327	1
0023519				
Election Day	36	1,534	1	0
Vote by Mail	1,003	1,534	326	0
Canvass	4	1,534	1	0
Total	1,043	1,534	328	0
0023641				
Election Day	39	1,843	3	0
Vote by Mail	1,113	1,843	396	6
Canvass	10	1,843	2	0
Total	1,162	1,843	401	6
0023704				
Election Day	43	1,473	3	0
Vote by Mail	909	1,473	263	0
Canvass	2	1,473	1	0
Total	954	1,473	267	0

Precinct	DAN KAPELOVITZ (G-P)		KEVIN K. KAUL (NPP)	
0023295				
Election Day	0	0.00%	0	0.00%
Vote by Mail	1	0.17%	1	0.17%
Canvass	0	0.00%	0	0.00%
Total	1	0.16%	1	0.16%
0023313				
Election Day	0	0.00%	0	0.00%
Vote by Mail	4	0.52%	2	0.26%
Canvass	0	0.00%	0	0.00%
Total	4	0.50%	2	0.25%
0023414				
Election Day	1	1.96%	0	0.00%
Vote by Mail	1	0.13%	2	0.26%
Canvass	0	0.00%	0	0.00%
Total	2	0.25%	2	0.25%
0023519				
Election Day	0	0.00%	0	0.00%
Vote by Mail	2	0.30%	0	0.00%
Canvass	0	0.00%	0	0.00%
Total	2	0.28%	0	0.00%
0023641				
Election Day	0	0.00%	0	0.00%
Vote by Mail	2	0.28%	0	0.00%
Canvass	0	0.00%	0	0.00%
Total	2	0.26%	0	0.00%
0023704				
Election Day	0	0.00%	0	0.00%
Vote by Mail	1	0.15%	0	0.00%
Canvass	0	0.00%	0	0.00%
Total	1	0.15%	0	0.00%

Precinct	CHAUNCEY "SLIM" KILLENS (REP)		KEVIN KILEY (REP)		PATRICK KILPATRICK (DEM)		ANTHONY TRIMINO (REP)		JOEL VENTRESCA (DEM)		KEVIN L. FAULCONER (REP)		RHONDA FURIN (REP)	
0023295														
Election Day	0	0.00%	0	0.00%	0	0.00%	0	0.00%	0	0.00%	1	2.56%	0	0.00%
Vote by Mail	2	0.35%	56	9.67%	5	0.86%	2	0.35%	6	1.04%	32	5.53%	0	0.00%
Canvass	0	0.00%	0	0.00%	0	0.00%	0	0.00%	0	0.00%	0	0.00%	0	0.00%
Total	2	0.32%	56	8.99%	5	0.80%	2	0.32%	6	0.96%	33	5.30%	0	0.00%
0023313														
Election Day	0	0.00%	7	18.42%	0	0.00%	0	0.00%	0	0.00%	2	5.26%	0	0.00%
Vote by Mail	0	0.00%	65	8.50%	2	0.26%	3	0.39%	16	2.09%	51	6.67%	0	0.00%
Canvass	0	0.00%	0	0.00%	0	0.00%	0	0.00%	0	0.00%	0	0.00%	0	0.00%
Total	0	0.00%	72	8.93%	2	0.25%	3	0.37%	16	1.99%	53	6.58%	0	0.00%
0023414														
Election Day	0	0.00%	2	3.92%	0	0.00%	1	1.96%	0	0.00%	0	0.00%	0	0.00%
Vote by Mail	1	0.13%	71	9.39%	2	0.26%	0	0.00%	9	1.19%	50	6.61%	0	0.00%
Canvass	0	0.00%	0	0.00%	0	0.00%	0	0.00%	0	0.00%	0	0.00%	0	0.00%
Total	1	0.12%	73	8.95%	2	0.25%	1	0.12%	9	1.10%	50	6.13%	0	0.00%
0023519														
Election Day	0	0.00%	3	8.57%	0	0.00%	1	2.86%	0	0.00%	0	0.00%	0	0.00%
Vote by Mail	0	0.00%	56	8.27%	0	0.00%	1	0.15%	11	1.62%	63	9.31%	0	0.00%
Canvass	0	0.00%	1	33.33%	0	0.00%	0	0.00%	0	0.00%	0	0.00%	0	0.00%
Total	0	0.00%	60	8.39%	0	0.00%	2	0.28%	11	1.54%	63	8.81%	0	0.00%
0023641														
Election Day	0	0.00%	3	8.33%	0	0.00%	0	0.00%	0	0.00%	6	16.67%	0	0.00%
Vote by Mail	0	0.00%	56	7.88%	5	0.70%	0	0.00%	15	2.11%	46	6.47%	0	0.00%
Canvass	0	0.00%	0	0.00%	0	0.00%	0	0.00%	0	0.00%	0	0.00%	0	0.00%
Total	0	0.00%	59	7.81%	5	0.66%	0	0.00%	15	1.99%	52	6.89%	0	0.00%
0023704														
Election Day	0	0.00%	1	2.50%	0	0.00%	0	0.00%	0	0.00%	3	7.50%	0	0.00%
Vote by Mail	0	0.00%	53	8.20%	1	0.15%	1	0.15%	10	1.55%	42	6.50%	0	0.00%
Canvass	0	0.00%	0	0.00%	0	0.00%	0	0.00%	0	0.00%	0	0.00%	0	0.00%
Total	0	0.00%	54	7.86%	1	0.15%	1	0.15%	10	1.46%	45	6.55%	0	0.00%

Precinct	ROBERT C. NEWMAN II (REP)		DENNIS RICHTER (NPP)		BRANDON M. ROSS (DEM)		SAM L. GALLUCCI (REP)		TED GAINES (REP)		CAITLYN JENNER (REP)		LEO S. ZACKY (REP)	
0023295														
Election Day	0	0.00%	0	0.00%	0	0.00%	0	0.00%	0	0.00%	0	0.00%	0	0.00%
Vote by Mail	1	0.17%	0	0.00%	16	2.76%	0	0.00%	9	1.55%	5	0.86%	0	0.00%
Canvass	0	0.00%	0	0.00%	1	20.00%	0	0.00%	0	0.00%	0	0.00%	0	0.00%
Total	1	0.16%	0	0.00%	17	2.73%	0	0.00%	9	1.44%	5	0.80%	0	0.00%
0023313														
Election Day	1	2.63%	0	0.00%	1	2.63%	0	0.00%	2	5.26%	0	0.00%	0	0.00%
Vote by Mail	3	0.39%	0	0.00%	33	4.31%	3	0.39%	14	1.83%	9	1.18%	0	0.00%
Canvass	0	0.00%	0	0.00%	1	33.33%	0	0.00%	0	0.00%	0	0.00%	0	0.00%
Total	4	0.50%	0	0.00%	35	4.34%	3	0.37%	16	1.99%	9	1.12%	0	0.00%
0023414														
Election Day	0	0.00%	0	0.00%	1	1.96%	0	0.00%	0	0.00%	0	0.00%	0	0.00%
Vote by Mail	2	0.26%	0	0.00%	30	3.97%	1	0.13%	14	1.85%	7	0.93%	0	0.00%
Canvass	0	0.00%	0	0.00%	0	0.00%	0	0.00%	0	0.00%	1	11.11%	0	0.00%
Total	2	0.25%	0	0.00%	31	3.80%	1	0.12%	14	1.72%	8	0.98%	0	0.00%
0023519														
Election Day	0	0.00%	0	0.00%	0	0.00%	0	0.00%	0	0.00%	0	0.00%	0	0.00%
Vote by Mail	0	0.00%	1	0.15%	26	3.84%	2	0.30%	15	2.22%	6	0.89%	0	0.00%
Canvass	0	0.00%	0	0.00%	0	0.00%	0	0.00%	0	0.00%	0	0.00%	0	0.00%
Total	0	0.00%	1	0.14%	26	3.64%	2	0.28%	15	2.10%	6	0.84%	0	0.00%
0023641														
Election Day	0	0.00%	0	0.00%	0	0.00%	0	0.00%	0	0.00%	0	0.00%	0	0.00%
Vote by Mail	1	0.14%	1	0.14%	33	4.64%	4	0.56%	21	2.95%	21	2.95%	1	0.14%
Canvass	0	0.00%	0	0.00%	0	0.00%	0	0.00%	0	0.00%	0	0.00%	0	0.00%
Total	1	0.13%	1	0.13%	33	4.37%	4	0.53%	21	2.78%	21	2.78%	1	0.13%
0023704														
Election Day	0	0.00%	0	0.00%	1	2.50%	0	0.00%	0	0.00%	1	2.50%	0	0.00%
Vote by Mail	1	0.15%	1	0.15%	23	3.56%	1	0.15%	17	2.63%	9	1.39%	1	0.15%
Canvass	0	0.00%	0	0.00%	0	0.00%	0	0.00%	0	0.00%	0	0.00%	0	0.00%
Total	1	0.15%	1	0.15%	24	3.49%	1	0.15%	17	2.47%	10	1.46%	1	0.15%

Precinct	JENNY RAE LE ROUX (REP)		DAVID LOZANO (REP)		STEVE CHAVEZ LODGE (REP)		MICHAEL LOEBBS (NPP)		DENIS LUCEY (NPP)		DIEGO MARTINEZ (REP)		JEREMIAH "JEREMY" MARCINIAK (NPP)	
0023295														
Election Day	0	0.00%	0	0.00%	0	0.00%	0	0.00%	0	0.00%	1	2.56%	0	0.00%
Vote by Mail	0	0.00%	0	0.00%	2	0.35%	0	0.00%	0	0.00%	0	0.00%	0	0.00%
Canvass	0	0.00%	0	0.00%	0	0.00%	0	0.00%	0	0.00%	0	0.00%	0	0.00%
Total	0	0.00%	0	0.00%	2	0.32%	0	0.00%	0	0.00%	1	0.16%	0	0.00%
0023313														
Election Day	0	0.00%	0	0.00%	0	0.00%	0	0.00%	0	0.00%	0	0.00%	0	0.00%
Vote by Mail	3	0.39%	0	0.00%	2	0.26%	3	0.39%	0	0.00%	0	0.00%	0	0.00%
Canvass	0	0.00%	0	0.00%	0	0.00%	0	0.00%	0	0.00%	0	0.00%	0	0.00%
Total	3	0.37%	0	0.00%	2	0.25%	3	0.37%	0	0.00%	0	0.00%	0	0.00%
0023414														
Election Day	2	3.92%	0	0.00%	0	0.00%	0	0.00%	0	0.00%	0	0.00%	0	0.00%
Vote by Mail	2	0.26%	0	0.00%	3	0.40%	2	0.26%	0	0.00%	0	0.00%	0	0.00%
Canvass	0	0.00%	0	0.00%	0	0.00%	0	0.00%	0	0.00%	0	0.00%	0	0.00%
Total	4	0.49%	0	0.00%	3	0.37%	2	0.25%	0	0.00%	0	0.00%	0	0.00%
0023519														
Election Day	0	0.00%	0	0.00%	0	0.00%	0	0.00%	0	0.00%	0	0.00%	0	0.00%
Vote by Mail	1	0.15%	2	0.30%	2	0.30%	0	0.00%	1	0.15%	0	0.00%	1	0.15%
Canvass	0	0.00%	0	0.00%	0	0.00%	0	0.00%	0	0.00%	0	0.00%	0	0.00%
Total	1	0.14%	2	0.28%	2	0.28%	0	0.00%	1	0.14%	0	0.00%	1	0.14%
0023641														
Election Day	1	2.78%	0	0.00%	0	0.00%	0	0.00%	0	0.00%	0	0.00%	0	0.00%
Vote by Mail	1	0.14%	0	0.00%	2	0.28%	2	0.28%	0	0.00%	3	0.42%	0	0.00%
Canvass	0	0.00%	0	0.00%	0	0.00%	0	0.00%	0	0.00%	0	0.00%	0	0.00%
Total	2	0.26%	0	0.00%	2	0.26%	2	0.26%	0	0.00%	3	0.40%	0	0.00%
0023704														
Election Day	0	0.00%	0	0.00%	0	0.00%	0	0.00%	0	0.00%	0	0.00%	0	0.00%
Vote by Mail	1	0.15%	0	0.00%	2	0.31%	3	0.46%	0	0.00%	1	0.15%	1	0.15%
Canvass	0	0.00%	0	0.00%	0	0.00%	0	0.00%	0	0.00%	0	0.00%	0	0.00%
Total	1	0.15%	0	0.00%	2	0.29%	3	0.44%	0	0.00%	1	0.15%	1	0.15%

Precinct	DANIEL MERCURI (REP)		JACQUELINE MCGOWAN (DEM)		DAVID MOORE (NPP)		DAVID ALEXANDER BRAMANTE (REP)		HOLLY L. BAADE (DEM)		ANGELYNE (NPP)		JAMES G. HANINK (NPP)	
0023295														
Election Day	0	0.00%	0	0.00%	0	0.00%	0	0.00%	0	0.00%	0	0.00%	0	0.00%
Vote by Mail	0	0.00%	22	3.80%	0	0.00%	1	0.17%	4	0.69%	1	0.17%	0	0.00%
Canvass	0	0.00%	0	0.00%	0	0.00%	0	0.00%	0	0.00%	0	0.00%	0	0.00%
Total	0	0.00%	22	3.53%	0	0.00%	1	0.16%	4	0.64%	1	0.16%	0	0.00%
0023313														
Election Day	0	0.00%	0	0.00%	0	0.00%	0	0.00%	0	0.00%	0	0.00%	0	0.00%
Vote by Mail	1	0.13%	31	4.05%	2	0.26%	0	0.00%	4	0.52%	2	0.26%	0	0.00%
Canvass	0	0.00%	0	0.00%	0	0.00%	0	0.00%	0	0.00%	0	0.00%	0	0.00%
Total	1	0.12%	31	3.85%	2	0.25%	0	0.00%	4	0.50%	2	0.25%	0	0.00%
0023414														
Election Day	0	0.00%	1	1.96%	0	0.00%	0	0.00%	2	3.92%	0	0.00%	0	0.00%
Vote by Mail	1	0.13%	12	1.59%	1	0.13%	1	0.13%	3	0.40%	1	0.13%	0	0.00%
Canvass	0	0.00%	0	0.00%	0	0.00%	0	0.00%	0	0.00%	1	11.11%	0	0.00%
Total	1	0.12%	13	1.59%	1	0.12%	1	0.12%	5	0.61%	2	0.25%	0	0.00%
0023519														
Election Day	0	0.00%	0	0.00%	0	0.00%	0	0.00%	0	0.00%	0	0.00%	0	0.00%
Vote by Mail	0	0.00%	5	0.74%	1	0.15%	1	0.15%	6	0.89%	3	0.44%	2	0.30%
Canvass	0	0.00%	0	0.00%	0	0.00%	0	0.00%	0	0.00%	0	0.00%	0	0.00%
Total	0	0.00%	5	0.70%	1	0.14%	1	0.14%	6	0.84%	3	0.42%	2	0.28%
0023641														
Election Day	0	0.00%	0	0.00%	0	0.00%	0	0.00%	0	0.00%	0	0.00%	0	0.00%
Vote by Mail	2	0.28%	18	2.53%	2	0.28%	1	0.14%	5	0.70%	1	0.14%	1	0.14%
Canvass	1	12.50%	0	0.00%	0	0.00%	0	0.00%	0	0.00%	0	0.00%	0	0.00%
Total	3	0.40%	18	2.38%	2	0.26%	1	0.13%	5	0.66%	1	0.13%	1	0.13%
0023704														
Election Day	0	0.00%	0	0.00%	0	0.00%	1	2.50%	0	0.00%	0	0.00%	0	0.00%
Vote by Mail	2	0.31%	9	1.39%	0	0.00%	1	0.15%	3	0.46%	0	0.00%	2	0.31%
Canvass	0	0.00%	0	0.00%	0	0.00%	0	0.00%	0	0.00%	0	0.00%	0	0.00%
Total	2	0.29%	9	1.31%	0	0.00%	2	0.29%	3	0.44%	0	0.00%	2	0.29%

Precinct	DAVID HILLBERG (REP)		JEFF HEWITT (LIB)		JOHN R. DRAKE (DEM)		LARRY A. ELDER (REP)		KEVIN PAFFRATH (DEM)		ADAM PAPAGAN (NPP)		ARMANDO "MANDO" PEREZ-SERRATO (DEM)	
0023295														
Election Day	0	0.00%	0	0.00%	0	0.00%	32	82.05%	1	2.56%	0	0.00%	0	0.00%
Vote by Mail	1	0.17%	3	0.52%	0	0.00%	319	55.09%	42	7.25%	0	0.00%	2	0.35%
Canvass	0	0.00%	0	0.00%	0	0.00%	4	80.00%	0	0.00%	0	0.00%	0	0.00%
Total	1	0.16%	3	0.48%	0	0.00%	355	56.98%	43	6.90%	0	0.00%	2	0.32%
0023313														
Election Day	0	0.00%	0	0.00%	0	0.00%	24	63.16%	0	0.00%	0	0.00%	0	0.00%
Vote by Mail	1	0.13%	5	0.65%	4	0.52%	357	46.67%	45	5.88%	1	0.13%	7	0.92%
Canvass	0	0.00%	0	0.00%	0	0.00%	2	66.67%	0	0.00%	0	0.00%	0	0.00%
Total	1	0.12%	5	0.62%	4	0.50%	383	47.52%	45	5.58%	1	0.12%	7	0.87%
0023414														
Election Day	0	0.00%	0	0.00%	0	0.00%	41	80.39%	0	0.00%	0	0.00%	0	0.00%
Vote by Mail	0	0.00%	4	0.53%	4	0.53%	412	54.50%	48	6.35%	0	0.00%	1	0.13%
Canvass	0	0.00%	0	0.00%	0	0.00%	6	66.67%	0	0.00%	0	0.00%	0	0.00%
Total	0	0.00%	4	0.49%	4	0.49%	459	56.25%	48	5.88%	0	0.00%	1	0.12%
0023519														
Election Day	0	0.00%	0	0.00%	0	0.00%	28	80.00%	0	0.00%	0	0.00%	0	0.00%
Vote by Mail	0	0.00%	5	0.74%	3	0.44%	356	52.58%	46	6.79%	0	0.00%	0	0.00%
Canvass	0	0.00%	0	0.00%	0	0.00%	2	66.67%	0	0.00%	0	0.00%	0	0.00%
Total	0	0.00%	5	0.70%	3	0.42%	386	53.99%	46	6.43%	0	0.00%	0	0.00%
0023641														
Election Day	0	0.00%	0	0.00%	1	2.78%	24	66.67%	0	0.00%	0	0.00%	0	0.00%
Vote by Mail	0	0.00%	4	0.56%	1	0.14%	355	49.93%	50	7.03%	0	0.00%	0	0.00%
Canvass	0	0.00%	0	0.00%	1	12.50%	6	75.00%	0	0.00%	0	0.00%	0	0.00%
Total	0	0.00%	4	0.53%	3	0.40%	385	50.99%	50	6.62%	0	0.00%	0	0.00%
0023704														
Election Day	0	0.00%	2	5.00%	0	0.00%	30	75.00%	0	0.00%	0	0.00%	0	0.00%
Vote by Mail	0	0.00%	4	0.62%	6	0.93%	349	54.02%	34	5.26%	1	0.15%	3	0.46%
Canvass	0	0.00%	0	0.00%	0	0.00%	1	100.00%	0	0.00%	0	0.00%	0	0.00%
Total	0	0.00%	6	0.87%	6	0.87%	380	55.31%	34	4.95%	1	0.15%	3	0.44%

Precinct	JOHN COX (REP)		HEATHER COLLINS (G-P)		DANIEL WATTS (DEM)		NICKOLAS WILDSTAR (REP)		SARAH STEPHENS (REP)		DENVER STONER (REP)		JOE M. SYMMON (REP)	
0023295														
Election Day	3	7.69%	1	2.56%	0	0.00%	0	0.00%	0	0.00%	0	0.00%	0	0.00%
Vote by Mail	19	3.28%	3	0.52%	11	1.90%	0	0.00%	1	0.17%	1	0.17%	0	0.00%
Canvass	0	0.00%	0	0.00%	0	0.00%	0	0.00%	0	0.00%	0	0.00%	0	0.00%
Total	22	3.53%	4	0.64%	11	1.77%	0	0.00%	1	0.16%	1	0.16%	0	0.00%
0023313														
Election Day	0	0.00%	0	0.00%	1	2.63%	0	0.00%	0	0.00%	0	0.00%	0	0.00%
Vote by Mail	46	6.01%	5	0.65%	25	3.27%	0	0.00%	0	0.00%	2	0.26%	0	0.00%
Canvass	0	0.00%	0	0.00%	0	0.00%	0	0.00%	0	0.00%	0	0.00%	0	0.00%
Total	46	5.71%	5	0.62%	26	3.23%	0	0.00%	0	0.00%	2	0.25%	0	0.00%
0023414														
Election Day	0	0.00%	0	0.00%	0	0.00%	0	0.00%	0	0.00%	0	0.00%	0	0.00%
Vote by Mail	36	4.76%	4	0.53%	15	1.98%	0	0.00%	0	0.00%	1	0.13%	0	0.00%
Canvass	1	11.11%	0	0.00%	0	0.00%	0	0.00%	0	0.00%	0	0.00%	0	0.00%
Total	37	4.53%	4	0.49%	15	1.84%	0	0.00%	0	0.00%	1	0.12%	0	0.00%
0023519														
Election Day	1	2.86%	0	0.00%	1	2.86%	0	0.00%	0	0.00%	1	2.86%	0	0.00%
Vote by Mail	21	3.10%	5	0.74%	22	3.25%	0	0.00%	0	0.00%	5	0.74%	0	0.00%
Canvass	0	0.00%	0	0.00%	0	0.00%	0	0.00%	0	0.00%	0	0.00%	0	0.00%
Total	22	3.08%	5	0.70%	23	3.22%	0	0.00%	0	0.00%	6	0.84%	0	0.00%
0023641														
Election Day	1	2.78%	0	0.00%	0	0.00%	0	0.00%	0	0.00%	0	0.00%	0	0.00%
Vote by Mail	25	3.52%	3	0.42%	12	1.69%	0	0.00%	0	0.00%	0	0.00%	0	0.00%
Canvass	0	0.00%	0	0.00%	0	0.00%	0	0.00%	0	0.00%	0	0.00%	0	0.00%
Total	26	3.44%	3	0.40%	12	1.59%	0	0.00%	0	0.00%	0	0.00%	0	0.00%
0023704														
Election Day	1	2.50%	0	0.00%	0	0.00%	0	0.00%	0	0.00%	0	0.00%	0	0.00%
Vote by Mail	43	6.66%	2	0.31%	6	0.93%	1	0.15%	2	0.31%	5	0.77%	0	0.00%
Canvass	0	0.00%	0	0.00%	0	0.00%	0	0.00%	0	0.00%	0	0.00%	0	0.00%
Total	44	6.40%	2	0.29%	6	0.87%	1	0.15%	2	0.29%	5	0.73%	0	0.00%

Precinct	MAJOR SINGH (NPP)		DOUG OSE (REP)		Write-in		Total Votes	ROXANNE Qualified Write In		STACY SMITH Qualified Write In		MAJOR WILLIAMS Qualified Write In	
0023295													
Election Day	0	0.00%	0	0.00%	0	0.00%	39	0	0.00%	0	0.00%	0	0.00%
Vote by Mail	0	0.00%	9	1.55%	2	0.35%	579	0	0.00%	0	0.00%	2	0.35%
Canvass	0	0.00%	0	0.00%	0	0.00%	5	0	0.00%	0	0.00%	0	0.00%
Total	0	0.00%	9	1.44%	2	0.32%	623	0	0.00%	0	0.00%	2	0.32%
0023313													
Election Day	0	0.00%	0	0.00%	0	0.00%	38	0	0.00%	0	0.00%	0	0.00%
Vote by Mail	1	0.13%	12	1.57%	1	0.13%	765	0	0.00%	0	0.00%	1	0.13%
Canvass	0	0.00%	0	0.00%	0	0.00%	3	0	0.00%	0	0.00%	0	0.00%
Total	1	0.12%	12	1.49%	1	0.12%	806	0	0.00%	0	0.00%	1	0.12%
0023414													
Election Day	0	0.00%	0	0.00%	0	0.00%	51	0	0.00%	0	0.00%	0	0.00%
Vote by Mail	1	0.13%	13	1.72%	1	0.13%	756	1	0.13%	0	0.00%	0	0.00%
Canvass	0	0.00%	0	0.00%	0	0.00%	9	0	0.00%	0	0.00%	0	0.00%
Total	1	0.12%	13	1.59%	1	0.12%	816	1	0.12%	0	0.00%	0	0.00%
0023519													
Election Day	0	0.00%	0	0.00%	0	0.00%	35	0	0.00%	0	0.00%	0	0.00%
Vote by Mail	2	0.30%	4	0.59%	0	0.00%	677	0	0.00%	0	0.00%	0	0.00%
Canvass	0	0.00%	0	0.00%	0	0.00%	3	0	0.00%	0	0.00%	0	0.00%
Total	2	0.28%	4	0.56%	0	0.00%	715	0	0.00%	0	0.00%	0	0.00%
0023641													
Election Day	0	0.00%	0	0.00%	0	0.00%	36	0	0.00%	0	0.00%	0	0.00%
Vote by Mail	3	0.42%	12	1.69%	2	0.28%	711	0	0.00%	0	0.00%	2	0.28%
Canvass	0	0.00%	0	0.00%	0	0.00%	8	0	0.00%	0	0.00%	0	0.00%
Total	3	0.40%	12	1.59%	2	0.26%	755	0	0.00%	0	0.00%	2	0.26%
0023704													
Election Day	0	0.00%	0	0.00%	0	0.00%	40	0	0.00%	0	0.00%	0	0.00%
Vote by Mail	0	0.00%	3	0.46%	1	0.15%	646	0	0.00%	0	0.00%	1	0.15%
Canvass	0	0.00%	0	0.00%	0	0.00%	1	0	0.00%	0	0.00%	0	0.00%
Total	0	0.00%	3	0.44%	1	0.15%	687	0	0.00%	0	0.00%	1	0.15%

Precinct	THUY E. HUGENS Qualified Write In		MIKI HABRYN Qualified Write In		VINCE LUNDGREN Qualified Write In		VIVEK B. MOHAN Qualified Write In	
0023295								
Election Day	0	0.00%	0	0.00%	0	0.00%	0	0.00%
Vote by Mail	0	0.00%	0	0.00%	0	0.00%	0	0.00%
Canvass	0	0.00%	0	0.00%	0	0.00%	0	0.00%
Total	0	0.00%	0	0.00%	0	0.00%	0	0.00%
0023313								
Election Day	0	0.00%	0	0.00%	0	0.00%	0	0.00%
Vote by Mail	0	0.00%	0	0.00%	0	0.00%	0	0.00%
Canvass	0	0.00%	0	0.00%	0	0.00%	0	0.00%
Total	0	0.00%	0	0.00%	0	0.00%	0	0.00%
0023414								
Election Day	0	0.00%	0	0.00%	0	0.00%	0	0.00%
Vote by Mail	0	0.00%	0	0.00%	0	0.00%	0	0.00%
Canvass	0	0.00%	0	0.00%	0	0.00%	0	0.00%
Total	0	0.00%	0	0.00%	0	0.00%	0	0.00%
0023519								
Election Day	0	0.00%	0	0.00%	0	0.00%	0	0.00%
Vote by Mail	0	0.00%	0	0.00%	0	0.00%	0	0.00%
Canvass	0	0.00%	0	0.00%	0	0.00%	0	0.00%
Total	0	0.00%	0	0.00%	0	0.00%	0	0.00%
0023641								
Election Day	0	0.00%	0	0.00%	0	0.00%	0	0.00%
Vote by Mail	0	0.00%	0	0.00%	0	0.00%	0	0.00%
Canvass	0	0.00%	0	0.00%	0	0.00%	0	0.00%
Total	0	0.00%	0	0.00%	0	0.00%	0	0.00%
0023704								
Election Day	0	0.00%	0	0.00%	0	0.00%	0	0.00%
Vote by Mail	0	0.00%	0	0.00%	0	0.00%	0	0.00%
Canvass	0	0.00%	0	0.00%	0	0.00%	0	0.00%
Total	0	0.00%	0	0.00%	0	0.00%	0	0.00%

Precinct	Times Cast	Registered Voters	Undervotes	Overvotes
0023835				
Election Day	42	1,640	3	0
Vote by Mail	1,106	1,640	406	1
Canvass	6	1,640	0	0
Total	1,154	1,640	409	1
0023905				
Election Day	30	1,347	1	0
Vote by Mail	830	1,347	234	2
Canvass	1	1,347	0	0
Total	861	1,347	235	2
0023970				
Election Day	47	1,377	3	0
Vote by Mail	836	1,377	297	3
Canvass	5	1,377	2	0
Total	888	1,377	302	3
0024058				
Election Day	0	0	0	0
Vote by Mail	0	0	0	0
Canvass	0	0	0	0
Total	0	0	0	0
0024148				
Election Day	31	1,628	5	0
Vote by Mail	738	1,628	268	3
Canvass	1	1,628	0	0
Total	770	1,628	273	3
0024182				
Election Day	26	1,368	2	0
Vote by Mail	568	1,368	207	2
Canvass	4	1,368	1	0
Total	598	1,368	210	2

Precinct	DAN KAPELOVITZ (G-P)		KEVIN K. KAUL (NPP)	
0023835				
Election Day	0	0.00%	0	0.00%
Vote by Mail	2	0.29%	0	0.00%
Canvass	0	0.00%	0	0.00%
Total	2	0.27%	0	0.00%
0023905				
Election Day	0	0.00%	1	3.45%
Vote by Mail	1	0.17%	0	0.00%
Canvass	0	0.00%	0	0.00%
Total	1	0.16%	1	0.16%
0023970				
Election Day	0	0.00%	0	0.00%
Vote by Mail	2	0.37%	1	0.19%
Canvass	0	0.00%	0	0.00%
Total	2	0.34%	1	0.17%
0024058				
Election Day	0		0	
Vote by Mail	0		0	
Canvass	0		0	
Total	0		0	
0024148				
Election Day	0	0.00%	0	0.00%
Vote by Mail	4	0.86%	0	0.00%
Canvass	0	0.00%	0	0.00%
Total	4	0.81%	0	0.00%
0024182				
Election Day	0	0.00%	0	0.00%
Vote by Mail	2	0.56%	1	0.28%
Canvass	0	0.00%	0	0.00%
Total	2	0.52%	1	0.26%

Precinct	CHAUNCEY "SLIM" KILLENS (REP)		KEVIN KILEY (REP)		PATRICK KILPATRICK (DEM)		ANTHONY TRIMINO (REP)		JOEL VENTRESCA (DEM)		KEVIN L. FAULCONER (REP)		RHONDA FURIN (REP)	
0023835														
Election Day	0	0.00%	5	12.82%	0	0.00%	0	0.00%	0	0.00%	0	0.00%	0	0.00%
Vote by Mail	1	0.14%	49	7.01%	8	1.14%	0	0.00%	21	3.00%	87	12.45%	1	0.14%
Canvass	0	0.00%	0	0.00%	0	0.00%	0	0.00%	0	0.00%	1	16.67%	0	0.00%
Total	1	0.13%	54	7.26%	8	1.08%	0	0.00%	21	2.82%	88	11.83%	1	0.13%
0023905														
Election Day	0	0.00%	1	3.45%	0	0.00%	0	0.00%	0	0.00%	0	0.00%	0	0.00%
Vote by Mail	0	0.00%	48	8.08%	7	1.18%	0	0.00%	6	1.01%	35	5.89%	0	0.00%
Canvass	0	0.00%	0	0.00%	0	0.00%	0	0.00%	0	0.00%	0	0.00%	0	0.00%
Total	0	0.00%	49	7.85%	7	1.12%	0	0.00%	6	0.96%	35	5.61%	0	0.00%
0023970														
Election Day	0	0.00%	6	13.64%	0	0.00%	0	0.00%	0	0.00%	0	0.00%	0	0.00%
Vote by Mail	2	0.37%	45	8.40%	9	1.68%	1	0.19%	9	1.68%	32	5.97%	0	0.00%
Canvass	0	0.00%	0	0.00%	0	0.00%	0	0.00%	0	0.00%	0	0.00%	0	0.00%
Total	2	0.34%	51	8.75%	9	1.54%	1	0.17%	9	1.54%	32	5.49%	0	0.00%
0024058														
Election Day	0		0		0		0		0		0		0	
Vote by Mail	0		0		0		0		0		0		0	
Canvass	0		0		0		0		0		0		0	
Total	0		0		0		0		0		0		0	
0024148														
Election Day	0	0.00%	1	3.85%	0	0.00%	0	0.00%	0	0.00%	1	3.85%	0	0.00%
Vote by Mail	0	0.00%	33	7.07%	3	0.64%	3	0.64%	5	1.07%	31	6.64%	0	0.00%
Canvass	0	0.00%	0	0.00%	0	0.00%	0	0.00%	0	0.00%	0	0.00%	0	0.00%
Total	0	0.00%	34	6.88%	3	0.61%	3	0.61%	5	1.01%	32	6.48%	0	0.00%
0024182														
Election Day	0	0.00%	1	4.17%	0	0.00%	0	0.00%	0	0.00%	1	4.17%	0	0.00%
Vote by Mail	0	0.00%	28	7.80%	4	1.11%	1	0.28%	6	1.67%	11	3.06%	0	0.00%
Canvass	0	0.00%	0	0.00%	0	0.00%	0	0.00%	0	0.00%	0	0.00%	0	0.00%
Total	0	0.00%	29	7.51%	4	1.04%	1	0.26%	6	1.55%	12	3.11%	0	0.00%

Precinct	ROBERT C. NEWMAN II (REP)		DENNIS RICHTER (NPP)		BRANDON M. ROSS (DEM)		SAM L. GALLUCCI (REP)		TED GAINES (REP)		CAITLYN JENNER (REP)		LEO S. ZACKY (REP)	
0023835														
Election Day	0	0.00%	0	0.00%	0	0.00%	0	0.00%	2	5.13%	0	0.00%	0	0.00%
Vote by Mail	0	0.00%	0	0.00%	23	3.29%	0	0.00%	15	2.15%	11	1.57%	0	0.00%
Canvass	0	0.00%	0	0.00%	1	16.67%	0	0.00%	0	0.00%	0	0.00%	0	0.00%
Total	0	0.00%	0	0.00%	24	3.23%	0	0.00%	17	2.28%	11	1.48%	0	0.00%
0023905														
Election Day	0	0.00%	0	0.00%	0	0.00%	1	3.45%	0	0.00%	0	0.00%	0	0.00%
Vote by Mail	0	0.00%	2	0.34%	14	2.36%	3	0.51%	13	2.19%	11	1.85%	1	0.17%
Canvass	0	0.00%	0	0.00%	0	0.00%	0	0.00%	0	0.00%	0	0.00%	0	0.00%
Total	0	0.00%	2	0.32%	14	2.24%	4	0.64%	13	2.08%	11	1.76%	1	0.16%
0023970														
Election Day	1	2.27%	0	0.00%	1	2.27%	0	0.00%	0	0.00%	0	0.00%	0	0.00%
Vote by Mail	1	0.19%	1	0.19%	21	3.92%	2	0.37%	8	1.49%	4	0.75%	0	0.00%
Canvass	0	0.00%	0	0.00%	0	0.00%	0	0.00%	0	0.00%	0	0.00%	0	0.00%
Total	2	0.34%	1	0.17%	22	3.77%	2	0.34%	8	1.37%	4	0.69%	0	0.00%
0024058														
Election Day	0		0		0		0		0		0		0	
Vote by Mail	0		0		0		0		0		0		0	
Canvass	0		0		0		0		0		0		0	
Total	0		0		0		0		0		0		0	
0024148														
Election Day	0	0.00%	0	0.00%	0	0.00%	0	0.00%	0	0.00%	0	0.00%	0	0.00%
Vote by Mail	1	0.21%	1	0.21%	17	3.64%	5	1.07%	5	1.07%	2	0.43%	0	0.00%
Canvass	0	0.00%	0	0.00%	0	0.00%	0	0.00%	0	0.00%	0	0.00%	0	0.00%
Total	1	0.20%	1	0.20%	17	3.44%	5	1.01%	5	1.01%	2	0.40%	0	0.00%
0024182														
Election Day	0	0.00%	0	0.00%	2	8.33%	0	0.00%	0	0.00%	0	0.00%	0	0.00%
Vote by Mail	0	0.00%	0	0.00%	8	2.23%	0	0.00%	4	1.11%	6	1.67%	0	0.00%
Canvass	0	0.00%	1	33.33%	0	0.00%	0	0.00%	0	0.00%	0	0.00%	0	0.00%
Total	0	0.00%	1	0.26%	10	2.59%	0	0.00%	4	1.04%	6	1.55%	0	0.00%

Precinct	JENNY RAE LE ROUX (REP)		DAVID LOZANO (REP)		STEVE CHAVEZ LODGE (REP)		MICHAEL LOEBBS (NPP)		DENIS LUCEY (NPP)		DIEGO MARTINEZ (REP)		JEREMIAH "JEREMY" MARCINIAK (NPP)	
0023835														
Election Day	0	0.00%	0	0.00%	0	0.00%	0	0.00%	0	0.00%	0	0.00%	0	0.00%
Vote by Mail	2	0.29%	1	0.14%	2	0.29%	4	0.57%	0	0.00%	0	0.00%	0	0.00%
Canvass	0	0.00%	0	0.00%	0	0.00%	0	0.00%	0	0.00%	0	0.00%	0	0.00%
Total	2	0.27%	1	0.13%	2	0.27%	4	0.54%	0	0.00%	0	0.00%	0	0.00%
0023905														
Election Day	0	0.00%	0	0.00%	0	0.00%	0	0.00%	0	0.00%	0	0.00%	0	0.00%
Vote by Mail	1	0.17%	0	0.00%	0	0.00%	3	0.51%	0	0.00%	0	0.00%	0	0.00%
Canvass	0	0.00%	0	0.00%	0	0.00%	0	0.00%	0	0.00%	0	0.00%	0	0.00%
Total	1	0.16%	0	0.00%	0	0.00%	3	0.48%	0	0.00%	0	0.00%	0	0.00%
0023970														
Election Day	0	0.00%	0	0.00%	0	0.00%	0	0.00%	0	0.00%	0	0.00%	0	0.00%
Vote by Mail	1	0.19%	2	0.37%	0	0.00%	2	0.37%	0	0.00%	0	0.00%	0	0.00%
Canvass	0	0.00%	0	0.00%	0	0.00%	0	0.00%	0	0.00%	0	0.00%	0	0.00%
Total	1	0.17%	2	0.34%	0	0.00%	2	0.34%	0	0.00%	0	0.00%	0	0.00%
0024058														
Election Day	0		0		0		0		0		0		0	
Vote by Mail	0		0		0		0		0		0		0	
Canvass	0		0		0		0		0		0		0	
Total	0		0		0		0		0		0		0	
0024148														
Election Day	0	0.00%	0	0.00%	0	0.00%	0	0.00%	0	0.00%	0	0.00%	1	3.85%
Vote by Mail	1	0.21%	1	0.21%	3	0.64%	2	0.43%	0	0.00%	0	0.00%	0	0.00%
Canvass	0	0.00%	0	0.00%	0	0.00%	0	0.00%	0	0.00%	0	0.00%	0	0.00%
Total	1	0.20%	1	0.20%	3	0.61%	2	0.40%	0	0.00%	0	0.00%	1	0.20%
0024182														
Election Day	0	0.00%	0	0.00%	0	0.00%	0	0.00%	0	0.00%	0	0.00%	0	0.00%
Vote by Mail	0	0.00%	0	0.00%	1	0.28%	7	1.95%	1	0.28%	0	0.00%	0	0.00%
Canvass	0	0.00%	0	0.00%	0	0.00%	0	0.00%	0	0.00%	0	0.00%	0	0.00%
Total	0	0.00%	0	0.00%	1	0.26%	7	1.81%	1	0.26%	0	0.00%	0	0.00%

Precinct	DANIEL MERCURI (REP)		JACQUELINE MCGOWAN (DEM)		DAVID MOORE (NPP)		DAVID ALEXANDER BRAMANTE (REP)		HOLLY L. BAADE (DEM)		ANGELYNE (NPP)		JAMES G. HANINK (NPP)	
0023835														
Election Day	0	0.00%	0	0.00%	0	0.00%	0	0.00%	0	0.00%	0	0.00%	0	0.00%
Vote by Mail	0	0.00%	10	1.43%	2	0.29%	1	0.14%	3	0.43%	2	0.29%	0	0.00%
Canvass	0	0.00%	1	16.67%	0	0.00%	0	0.00%	0	0.00%	0	0.00%	0	0.00%
Total	0	0.00%	11	1.48%	2	0.27%	1	0.13%	3	0.40%	2	0.27%	0	0.00%
0023905														
Election Day	0	0.00%	0	0.00%	0	0.00%	0	0.00%	0	0.00%	0	0.00%	0	0.00%
Vote by Mail	0	0.00%	12	2.02%	0	0.00%	0	0.00%	2	0.34%	2	0.34%	0	0.00%
Canvass	0	0.00%	0	0.00%	0	0.00%	0	0.00%	0	0.00%	0	0.00%	0	0.00%
Total	0	0.00%	12	1.92%	0	0.00%	0	0.00%	2	0.32%	2	0.32%	0	0.00%
0023970														
Election Day	1	2.27%	0	0.00%	0	0.00%	0	0.00%	0	0.00%	0	0.00%	0	0.00%
Vote by Mail	0	0.00%	9	1.68%	1	0.19%	2	0.37%	0	0.00%	0	0.00%	1	0.19%
Canvass	0	0.00%	0	0.00%	0	0.00%	0	0.00%	0	0.00%	0	0.00%	0	0.00%
Total	1	0.17%	9	1.54%	1	0.17%	2	0.34%	0	0.00%	0	0.00%	1	0.17%
0024058														
Election Day	0		0		0		0		0		0		0	
Vote by Mail	0		0		0		0		0		0		0	
Canvass	0		0		0		0		0		0		0	
Total	0		0		0		0		0		0		0	
0024148														
Election Day	0	0.00%	1	3.85%	0	0.00%	0	0.00%	1	3.85%	0	0.00%	0	0.00%
Vote by Mail	1	0.21%	20	4.28%	0	0.00%	0	0.00%	1	0.21%	0	0.00%	1	0.21%
Canvass	0	0.00%	0	0.00%	0	0.00%	0	0.00%	0	0.00%	0	0.00%	0	0.00%
Total	1	0.20%	21	4.25%	0	0.00%	0	0.00%	2	0.40%	0	0.00%	1	0.20%
0024182														
Election Day	0	0.00%	0	0.00%	0	0.00%	0	0.00%	0	0.00%	0	0.00%	0	0.00%
Vote by Mail	0	0.00%	9	2.51%	2	0.56%	0	0.00%	1	0.28%	1	0.28%	1	0.28%
Canvass	0	0.00%	0	0.00%	1	33.33%	0	0.00%	0	0.00%	0	0.00%	0	0.00%
Total	0	0.00%	9	2.33%	3	0.78%	0	0.00%	1	0.26%	1	0.26%	1	0.26%

Precinct	DAVID HILLBERG (REP)		JEFF HEWITT (LIB)		JOHN R. DRAKE (DEM)		LARRY A. ELDER (REP)		KEVIN PAFFRATH (DEM)		ADAM PAPAGAN (NPP)		ARMANDO "MANDO" PEREZ- SERRATO (DEM)	
0023835														
Election Day	0	0.00%	0	0.00%	0	0.00%	30	76.92%	1	2.56%	0	0.00%	0	0.00%
Vote by Mail	0	0.00%	4	0.57%	2	0.29%	344	49.21%	49	7.01%	0	0.00%	0	0.00%
Canvass	0	0.00%	0	0.00%	0	0.00%	3	50.00%	0	0.00%	0	0.00%	0	0.00%
Total	0	0.00%	4	0.54%	2	0.27%	377	50.67%	50	6.72%	0	0.00%	0	0.00%
0023905														
Election Day	0	0.00%	0	0.00%	0	0.00%	23	79.31%	1	3.45%	0	0.00%	0	0.00%
Vote by Mail	0	0.00%	2	0.34%	2	0.34%	340	57.24%	24	4.04%	0	0.00%	4	0.67%
Canvass	0	0.00%	0	0.00%	0	0.00%	1	100.00%	0	0.00%	0	0.00%	0	0.00%
Total	0	0.00%	2	0.32%	2	0.32%	364	58.33%	25	4.01%	0	0.00%	4	0.64%
0023970														
Election Day	0	0.00%	0	0.00%	0	0.00%	33	75.00%	1	2.27%	0	0.00%	0	0.00%
Vote by Mail	0	0.00%	7	1.31%	4	0.75%	295	55.04%	33	6.16%	0	0.00%	1	0.19%
Canvass	0	0.00%	0	0.00%	0	0.00%	3	100.00%	0	0.00%	0	0.00%	0	0.00%
Total	0	0.00%	7	1.20%	4	0.69%	331	56.78%	34	5.83%	0	0.00%	1	0.17%
0024058														
Election Day	0		0		0		0		0		0		0	
Vote by Mail	0		0		0		0		0		0		0	
Canvass	0		0		0		0		0		0		0	
Total	0		0		0		0		0		0		0	
0024148														
Election Day	0	0.00%	0	0.00%	0	0.00%	19	73.08%	1	3.85%	0	0.00%	0	0.00%
Vote by Mail	0	0.00%	5	1.07%	2	0.43%	221	47.32%	40	8.57%	0	0.00%	2	0.43%
Canvass	0	0.00%	0	0.00%	0	0.00%	1	100.00%	0	0.00%	0	0.00%	0	0.00%
Total	0	0.00%	5	1.01%	2	0.40%	241	48.79%	41	8.30%	0	0.00%	2	0.40%
0024182														
Election Day	0	0.00%	0	0.00%	0	0.00%	20	83.33%	0	0.00%	0	0.00%	0	0.00%
Vote by Mail	0	0.00%	1	0.28%	2	0.56%	204	56.82%	9	2.51%	0	0.00%	1	0.28%
Canvass	0	0.00%	0	0.00%	0	0.00%	1	33.33%	0	0.00%	0	0.00%	0	0.00%
Total	0	0.00%	1	0.26%	2	0.52%	225	58.29%	9	2.33%	0	0.00%	1	0.26%

Precinct	JOHN COX (REP)		HEATHER COLLINS (G-P)		DANIEL WATTS (DEM)		NICKOLAS WILDSTAR (REP)		SARAH STEPHENS (REP)		DENVER STONER (REP)		JOE M. SYMMON (REP)	
0023835														
Election Day	0	0.00%	0	0.00%	0	0.00%	0	0.00%	0	0.00%	0	0.00%	0	0.00%
Vote by Mail	30	4.29%	2	0.29%	12	1.72%	1	0.14%	1	0.14%	1	0.14%	0	0.00%
Canvass	0	0.00%	0	0.00%	0	0.00%	0	0.00%	0	0.00%	0	0.00%	0	0.00%
Total	30	4.03%	2	0.27%	12	1.61%	1	0.13%	1	0.13%	1	0.13%	0	0.00%
0023905														
Election Day	1	3.45%	0	0.00%	1	3.45%	0	0.00%	0	0.00%	0	0.00%	0	0.00%
Vote by Mail	31	5.22%	6	1.01%	14	2.36%	0	0.00%	2	0.34%	1	0.17%	0	0.00%
Canvass	0	0.00%	0	0.00%	0	0.00%	0	0.00%	0	0.00%	0	0.00%	0	0.00%
Total	32	5.13%	6	0.96%	15	2.40%	0	0.00%	2	0.32%	1	0.16%	0	0.00%
0023970														
Election Day	0	0.00%	0	0.00%	0	0.00%	0	0.00%	0	0.00%	0	0.00%	0	0.00%
Vote by Mail	25	4.66%	1	0.19%	4	0.75%	1	0.19%	1	0.19%	0	0.00%	0	0.00%
Canvass	0	0.00%	0	0.00%	0	0.00%	0	0.00%	0	0.00%	0	0.00%	0	0.00%
Total	25	4.29%	1	0.17%	4	0.69%	1	0.17%	1	0.17%	0	0.00%	0	0.00%
0024058														
Election Day	0		0		0		0		0		0		0	
Vote by Mail	0		0		0		0		0		0		0	
Canvass	0		0		0		0		0		0		0	
Total	0		0		0		0		0		0		0	
0024148														
Election Day	0	0.00%	0	0.00%	0	0.00%	0	0.00%	1	3.85%	0	0.00%	0	0.00%
Vote by Mail	27	5.78%	2	0.43%	15	3.21%	1	0.21%	1	0.21%	0	0.00%	0	0.00%
Canvass	0	0.00%	0	0.00%	0	0.00%	0	0.00%	0	0.00%	0	0.00%	0	0.00%
Total	27	5.47%	2	0.40%	15	3.04%	1	0.20%	2	0.40%	0	0.00%	0	0.00%
0024182														
Election Day	0	0.00%	0	0.00%	0	0.00%	0	0.00%	0	0.00%	0	0.00%	0	0.00%
Vote by Mail	27	7.52%	1	0.28%	14	3.90%	1	0.28%	0	0.00%	1	0.28%	0	0.00%
Canvass	0	0.00%	0	0.00%	0	0.00%	0	0.00%	0	0.00%	0	0.00%	0	0.00%
Total	27	6.99%	1	0.26%	14	3.63%	1	0.26%	0	0.00%	1	0.26%	0	0.00%

Precinct	MAJOR SINGH (NPP)		DOUG OSE (REP)		Write-in		Total Votes	ROXANNE Qualified Write In		STACY SMITH Qualified Write In		MAJOR WILLIAMS Qualified Write In	
0023835													
Election Day	0	0.00%	0	0.00%	1	2.56%	39	0	0.00%	0	0.00%	1	2.56%
Vote by Mail	0	0.00%	8	1.14%	0	0.00%	699	0	0.00%	0	0.00%	0	0.00%
Canvass	0	0.00%	0	0.00%	0	0.00%	6	0	0.00%	0	0.00%	0	0.00%
Total	0	0.00%	8	1.08%	1	0.13%	744	0	0.00%	0	0.00%	1	0.13%
0023905													
Election Day	0	0.00%	0	0.00%	0	0.00%	29	0	0.00%	0	0.00%	0	0.00%
Vote by Mail	1	0.17%	6	1.01%	0	0.00%	594	0	0.00%	0	0.00%	0	0.00%
Canvass	0	0.00%	0	0.00%	0	0.00%	1	0	0.00%	0	0.00%	0	0.00%
Total	1	0.16%	6	0.96%	0	0.00%	624	0	0.00%	0	0.00%	0	0.00%
0023970													
Election Day	0	0.00%	1	2.27%	0	0.00%	44	0	0.00%	0	0.00%	0	0.00%
Vote by Mail	0	0.00%	8	1.49%	0	0.00%	536	0	0.00%	0	0.00%	0	0.00%
Canvass	0	0.00%	0	0.00%	0	0.00%	3	0	0.00%	0	0.00%	0	0.00%
Total	0	0.00%	9	1.54%	0	0.00%	583	0	0.00%	0	0.00%	0	0.00%
0024058													
Election Day	0		0		0		0	0		0		0	
Vote by Mail	0		0		0		0	0		0		0	
Canvass	0		0		0		0	0		0		0	
Total	0		0		0		0	0		0		0	
0024148													
Election Day	0	0.00%	0	0.00%	0	0.00%	26	0	0.00%	0	0.00%	0	0.00%
Vote by Mail	2	0.43%	4	0.86%	5	1.07%	467	0	0.00%	0	0.00%	5	1.07%
Canvass	0	0.00%	0	0.00%	0	0.00%	1	0	0.00%	0	0.00%	0	0.00%
Total	2	0.40%	4	0.81%	5	1.01%	494	0	0.00%	0	0.00%	5	1.01%
0024182													
Election Day	0	0.00%	0	0.00%	0	0.00%	24	0	0.00%	0	0.00%	0	0.00%
Vote by Mail	0	0.00%	4	1.11%	0	0.00%	359	0	0.00%	0	0.00%	0	0.00%
Canvass	0	0.00%	0	0.00%	0	0.00%	3	0	0.00%	0	0.00%	0	0.00%
Total	0	0.00%	4	1.04%	0	0.00%	386	0	0.00%	0	0.00%	0	0.00%

Precinct	THUY E. HUGENS Qualified Write In		MIKI HABRYN Qualified Write In		VINCE LUNDGREN Qualified Write In		VIVEK B. MOHAN Qualified Write In	
0023835								
Election Day	0	0.00%	0	0.00%	0	0.00%	0	0.00%
Vote by Mail	0	0.00%	0	0.00%	0	0.00%	0	0.00%
Canvass	0	0.00%	0	0.00%	0	0.00%	0	0.00%
Total	0	0.00%	0	0.00%	0	0.00%	0	0.00%
0023905								
Election Day	0	0.00%	0	0.00%	0	0.00%	0	0.00%
Vote by Mail	0	0.00%	0	0.00%	0	0.00%	0	0.00%
Canvass	0	0.00%	0	0.00%	0	0.00%	0	0.00%
Total	0	0.00%	0	0.00%	0	0.00%	0	0.00%
0023970								
Election Day	0	0.00%	0	0.00%	0	0.00%	0	0.00%
Vote by Mail	0	0.00%	0	0.00%	0	0.00%	0	0.00%
Canvass	0	0.00%	0	0.00%	0	0.00%	0	0.00%
Total	0	0.00%	0	0.00%	0	0.00%	0	0.00%
0024058								
Election Day	0		0		0		0	
Vote by Mail	0		0		0		0	
Canvass	0		0		0		0	
Total	0		0		0		0	
0024148								
Election Day	0	0.00%	0	0.00%	0	0.00%	0	0.00%
Vote by Mail	0	0.00%	0	0.00%	0	0.00%	0	0.00%
Canvass	0	0.00%	0	0.00%	0	0.00%	0	0.00%
Total	0	0.00%	0	0.00%	0	0.00%	0	0.00%
0024182								
Election Day	0	0.00%	0	0.00%	0	0.00%	0	0.00%
Vote by Mail	0	0.00%	0	0.00%	0	0.00%	0	0.00%
Canvass	0	0.00%	0	0.00%	0	0.00%	0	0.00%
Total	0	0.00%	0	0.00%	0	0.00%	0	0.00%

Precinct	Times Cast	Registered Voters	Undervotes	Overvotes
0024259				
Election Day	48	1,723	6	0
Vote by Mail	845	1,723	290	1
Canvass	6	1,723	1	0
Total	899	1,723	297	1
0024263				
Election Day	2	23	0	0
Vote by Mail	4	23	2	0
Canvass	0	23	0	0
Total	6	23	2	0
0024352				
Election Day	59	1,887	3	0
Vote by Mail	1,084	1,887	368	0
Canvass	4	1,887	2	0
Total	1,147	1,887	373	0
0024385				
Election Day	8	342	0	0
Vote by Mail	185	342	80	0
Canvass	1	342	0	0
Total	194	342	80	0
0024438				
Election Day	0	0	0	0
Vote by Mail	0	0	0	0
Canvass	0	0	0	0
Total	0	0	0	0
0024500				
Election Day	39	1,647	4	0
Vote by Mail	926	1,647	367	3
Canvass	10	1,647	2	0
Total	975	1,647	373	3

Precinct	DAN KAPELOVITZ (G-P)		KEVIN K. KAUL (NPP)	
0024259				
Election Day	0	0.00%	0	0.00%
Vote by Mail	3	0.54%	3	0.54%
Canvass	0	0.00%	0	0.00%
Total	3	0.50%	3	0.50%
0024263				
Election Day	0	0.00%	0	0.00%
Vote by Mail	0	0.00%	0	0.00%
Canvass	0		0	
Total	0	0.00%	0	0.00%
0024352				
Election Day	0	0.00%	0	0.00%
Vote by Mail	4	0.56%	0	0.00%
Canvass	0	0.00%	0	0.00%
Total	4	0.52%	0	0.00%
0024385				
Election Day	0	0.00%	0	0.00%
Vote by Mail	1	0.95%	0	0.00%
Canvass	0	0.00%	0	0.00%
Total	1	0.88%	0	0.00%
0024438				
Election Day	0		0	
Vote by Mail	0		0	
Canvass	0		0	
Total	0		0	
0024500				
Election Day	0	0.00%	0	0.00%
Vote by Mail	3	0.54%	1	0.18%
Canvass	0	0.00%	0	0.00%
Total	3	0.50%	1	0.17%

Precinct	CHAUNCEY "SLIM" KILLENS (REP)		KEVIN KILEY (REP)		PATRICK KILPATRICK (DEM)		ANTHONY TRIMINO (REP)		JOEL VENTRESCA (DEM)		KEVIN L. FAULCONER (REP)		RHONDA FURIN (REP)	
0024259														
Election Day	0	0.00%	6	14.29%	0	0.00%	0	0.00%	0	0.00%	1	2.38%	0	0.00%
Vote by Mail	1	0.18%	42	7.58%	1	0.18%	0	0.00%	10	1.81%	23	4.15%	1	0.18%
Canvass	0	0.00%	0	0.00%	0	0.00%	0	0.00%	0	0.00%	0	0.00%	0	0.00%
Total	1	0.17%	48	7.99%	1	0.17%	0	0.00%	10	1.66%	24	3.99%	1	0.17%
0024263														
Election Day	0	0.00%	0	0.00%	0	0.00%	0	0.00%	0	0.00%	0	0.00%	0	0.00%
Vote by Mail	0	0.00%	0	0.00%	0	0.00%	0	0.00%	0	0.00%	0	0.00%	0	0.00%
Canvass	0		0		0		0		0		0		0	
Total	0	0.00%	0	0.00%	0	0.00%	0	0.00%	0	0.00%	0	0.00%	0	0.00%
0024352														
Election Day	0	0.00%	12	21.43%	0	0.00%	0	0.00%	0	0.00%	4	7.14%	0	0.00%
Vote by Mail	1	0.14%	56	7.82%	1	0.14%	1	0.14%	14	1.96%	71	9.92%	0	0.00%
Canvass	0	0.00%	0	0.00%	0	0.00%	0	0.00%	0	0.00%	0	0.00%	0	0.00%
Total	1	0.13%	68	8.79%	1	0.13%	1	0.13%	14	1.81%	75	9.69%	0	0.00%
0024385														
Election Day	0	0.00%	0	0.00%	0	0.00%	0	0.00%	0	0.00%	2	25.00%	0	0.00%
Vote by Mail	0	0.00%	4	3.81%	2	1.90%	0	0.00%	6	5.71%	8	7.62%	0	0.00%
Canvass	0	0.00%	0	0.00%	0	0.00%	0	0.00%	0	0.00%	0	0.00%	0	0.00%
Total	0	0.00%	4	3.51%	2	1.75%	0	0.00%	6	5.26%	10	8.77%	0	0.00%
0024438														
Election Day	0		0		0		0		0		0		0	
Vote by Mail	0		0		0		0		0		0		0	
Canvass	0		0		0		0		0		0		0	
Total	0		0		0		0		0		0		0	
0024500														
Election Day	1	2.86%	4	11.43%	0	0.00%	0	0.00%	0	0.00%	0	0.00%	0	0.00%
Vote by Mail	0	0.00%	35	6.29%	6	1.08%	0	0.00%	12	2.16%	50	8.99%	0	0.00%
Canvass	0	0.00%	0	0.00%	0	0.00%	0	0.00%	0	0.00%	2	25.00%	0	0.00%
Total	1	0.17%	39	6.51%	6	1.00%	0	0.00%	12	2.00%	52	8.68%	0	0.00%

Precinct	ROBERT C. NEWMAN II (REP)		DENNIS RICHTER (NPP)		BRANDON M. ROSS (DEM)		SAM L. GALLUCCI (REP)		TED GAINES (REP)		CAITLYN JENNER (REP)		LEO S. ZACKY (REP)	
0024259														
Election Day	0	0.00%	0	0.00%	1	2.38%	1	2.38%	0	0.00%	0	0.00%	0	0.00%
Vote by Mail	1	0.18%	3	0.54%	26	4.69%	2	0.36%	11	1.99%	10	1.81%	0	0.00%
Canvass	0	0.00%	0	0.00%	0	0.00%	0	0.00%	0	0.00%	0	0.00%	0	0.00%
Total	1	0.17%	3	0.50%	27	4.49%	3	0.50%	11	1.83%	10	1.66%	0	0.00%
0024263														
Election Day	0	0.00%	0	0.00%	0	0.00%	0	0.00%	0	0.00%	0	0.00%	0	0.00%
Vote by Mail	0	0.00%	0	0.00%	0	0.00%	0	0.00%	0	0.00%	0	0.00%	0	0.00%
Canvass	0		0		0		0		0		0		0	
Total	0	0.00%	0	0.00%	0	0.00%	0	0.00%	0	0.00%	0	0.00%	0	0.00%
0024352														
Election Day	0	0.00%	0	0.00%	1	1.79%	0	0.00%	0	0.00%	0	0.00%	0	0.00%
Vote by Mail	0	0.00%	1	0.14%	38	5.31%	0	0.00%	9	1.26%	8	1.12%	0	0.00%
Canvass	0	0.00%	0	0.00%	1	50.00%	0	0.00%	0	0.00%	0	0.00%	0	0.00%
Total	0	0.00%	1	0.13%	40	5.17%	0	0.00%	9	1.16%	8	1.03%	0	0.00%
0024385														
Election Day	1	12.50%	0	0.00%	0	0.00%	0	0.00%	0	0.00%	0	0.00%	0	0.00%
Vote by Mail	0	0.00%	0	0.00%	2	1.90%	0	0.00%	3	2.86%	1	0.95%	0	0.00%
Canvass	0	0.00%	0	0.00%	0	0.00%	0	0.00%	0	0.00%	0	0.00%	0	0.00%
Total	1	0.88%	0	0.00%	2	1.75%	0	0.00%	3	2.63%	1	0.88%	0	0.00%
0024438														
Election Day	0		0		0		0		0		0		0	
Vote by Mail	0		0		0		0		0		0		0	
Canvass	0		0		0		0		0		0		0	
Total	0		0		0		0		0		0		0	
0024500														
Election Day	0	0.00%	0	0.00%	3	8.57%	0	0.00%	0	0.00%	0	0.00%	0	0.00%
Vote by Mail	3	0.54%	1	0.18%	34	6.12%	0	0.00%	4	0.72%	6	1.08%	1	0.18%
Canvass	0	0.00%	0	0.00%	0	0.00%	0	0.00%	0	0.00%	0	0.00%	0	0.00%
Total	3	0.50%	1	0.17%	37	6.18%	0	0.00%	4	0.67%	6	1.00%	1	0.17%

Precinct	JENNY RAE LE ROUX (REP)		DAVID LOZANO (REP)		STEVE CHAVEZ LODGE (REP)		MICHAEL LOEBBS (NPP)		DENIS LUCEY (NPP)		DIEGO MARTINEZ (REP)		JEREMIAH "JEREMY" MARCINIAK (NPP)	
0024259														
Election Day	0	0.00%	1	2.38%	0	0.00%	0	0.00%	0	0.00%	0	0.00%	0	0.00%
Vote by Mail	1	0.18%	0	0.00%	3	0.54%	3	0.54%	0	0.00%	0	0.00%	0	0.00%
Canvass	0	0.00%	0	0.00%	0	0.00%	0	0.00%	0	0.00%	0	0.00%	0	0.00%
Total	1	0.17%	1	0.17%	3	0.50%	3	0.50%	0	0.00%	0	0.00%	0	0.00%
0024263														
Election Day	0	0.00%	0	0.00%	0	0.00%	0	0.00%	0	0.00%	0	0.00%	0	0.00%
Vote by Mail	0	0.00%	0	0.00%	0	0.00%	0	0.00%	0	0.00%	0	0.00%	0	0.00%
Canvass	0		0		0		0		0		0		0	
Total	0	0.00%	0	0.00%	0	0.00%	0	0.00%	0	0.00%	0	0.00%	0	0.00%
0024352														
Election Day	0	0.00%	0	0.00%	0	0.00%	0	0.00%	0	0.00%	0	0.00%	0	0.00%
Vote by Mail	1	0.14%	0	0.00%	1	0.14%	0	0.00%	0	0.00%	0	0.00%	0	0.00%
Canvass	0	0.00%	0	0.00%	0	0.00%	0	0.00%	0	0.00%	0	0.00%	0	0.00%
Total	1	0.13%	0	0.00%	1	0.13%	0	0.00%	0	0.00%	0	0.00%	0	0.00%
0024385														
Election Day	0	0.00%	0	0.00%	0	0.00%	0	0.00%	0	0.00%	0	0.00%	0	0.00%
Vote by Mail	0	0.00%	0	0.00%	0	0.00%	0	0.00%	0	0.00%	0	0.00%	2	1.90%
Canvass	0	0.00%	0	0.00%	0	0.00%	0	0.00%	0	0.00%	0	0.00%	0	0.00%
Total	0	0.00%	0	0.00%	0	0.00%	0	0.00%	0	0.00%	0	0.00%	2	1.75%
0024438														
Election Day	0		0		0		0		0		0		0	
Vote by Mail	0		0		0		0		0		0		0	
Canvass	0		0		0		0		0		0		0	
Total	0		0		0		0		0		0		0	
0024500														
Election Day	0	0.00%	0	0.00%	0	0.00%	0	0.00%	0	0.00%	0	0.00%	0	0.00%
Vote by Mail	2	0.36%	0	0.00%	2	0.36%	3	0.54%	1	0.18%	1	0.18%	0	0.00%
Canvass	0	0.00%	0	0.00%	0	0.00%	0	0.00%	0	0.00%	0	0.00%	0	0.00%
Total	2	0.33%	0	0.00%	2	0.33%	3	0.50%	1	0.17%	1	0.17%	0	0.00%

Precinct	DANIEL MERCURI (REP)		JACQUELINE MCGOWAN (DEM)		DAVID MOORE (NPP)		DAVID ALEXANDER BRAMANTE (REP)		HOLLY L. BAADE (DEM)		ANGELYNE (NPP)		JAMES G. HANINK (NPP)	
0024259														
Election Day	0	0.00%	1	2.38%	0	0.00%	0	0.00%	1	2.38%	0	0.00%	0	0.00%
Vote by Mail	0	0.00%	15	2.71%	1	0.18%	0	0.00%	5	0.90%	1	0.18%	0	0.00%
Canvass	0	0.00%	0	0.00%	0	0.00%	0	0.00%	0	0.00%	0	0.00%	0	0.00%
Total	0	0.00%	16	2.66%	1	0.17%	0	0.00%	6	1.00%	1	0.17%	0	0.00%
0024263														
Election Day	0	0.00%	0	0.00%	0	0.00%	0	0.00%	0	0.00%	0	0.00%	0	0.00%
Vote by Mail	0	0.00%	1	50.00%	0	0.00%	0	0.00%	0	0.00%	0	0.00%	0	0.00%
Canvass	0		0		0		0		0		0		0	
Total	0	0.00%	1	25.00%	0	0.00%	0	0.00%	0	0.00%	0	0.00%	0	0.00%
0024352														
Election Day	0	0.00%	0	0.00%	0	0.00%	0	0.00%	1	1.79%	0	0.00%	0	0.00%
Vote by Mail	1	0.14%	18	2.51%	2	0.28%	2	0.28%	3	0.42%	2	0.28%	0	0.00%
Canvass	0	0.00%	0	0.00%	0	0.00%	0	0.00%	0	0.00%	0	0.00%	0	0.00%
Total	1	0.13%	18	2.33%	2	0.26%	2	0.26%	4	0.52%	2	0.26%	0	0.00%
0024385														
Election Day	0	0.00%	0	0.00%	0	0.00%	0	0.00%	0	0.00%	0	0.00%	0	0.00%
Vote by Mail	0	0.00%	3	2.86%	0	0.00%	0	0.00%	1	0.95%	0	0.00%	0	0.00%
Canvass	0	0.00%	0	0.00%	0	0.00%	0	0.00%	0	0.00%	0	0.00%	0	0.00%
Total	0	0.00%	3	2.63%	0	0.00%	0	0.00%	1	0.88%	0	0.00%	0	0.00%
0024438														
Election Day	0		0		0		0		0		0		0	
Vote by Mail	0		0		0		0		0		0		0	
Canvass	0		0		0		0		0		0		0	
Total	0		0		0		0		0		0		0	
0024500														
Election Day	0	0.00%	0	0.00%	0	0.00%	0	0.00%	0	0.00%	0	0.00%	0	0.00%
Vote by Mail	1	0.18%	24	4.32%	6	1.08%	0	0.00%	3	0.54%	0	0.00%	1	0.18%
Canvass	0	0.00%	0	0.00%	0	0.00%	0	0.00%	0	0.00%	1	12.50%	0	0.00%
Total	1	0.17%	24	4.01%	6	1.00%	0	0.00%	3	0.50%	1	0.17%	1	0.17%

Precinct	DAVID HILLBERG (REP)		JEFF HEWITT (LIB)		JOHN R. DRAKE (DEM)		LARRY A. ELDER (REP)		KEVIN PAFFRATH (DEM)		ADAM PAPAGAN (NPP)		ARMANDO "MANDO" PEREZ- SERRATO (DEM)	
0024259														
Election Day	0	0.00%	0	0.00%	0	0.00%	27	64.29%	0	0.00%	0	0.00%	0	0.00%
Vote by Mail	0	0.00%	8	1.44%	3	0.54%	291	52.53%	32	5.78%	0	0.00%	0	0.00%
Canvass	0	0.00%	0	0.00%	0	0.00%	3	60.00%	1	20.00%	0	0.00%	0	0.00%
Total	0	0.00%	8	1.33%	3	0.50%	321	53.41%	33	5.49%	0	0.00%	0	0.00%
0024263														
Election Day	0	0.00%	0	0.00%	0	0.00%	1	50.00%	1	50.00%	0	0.00%	0	0.00%
Vote by Mail	0	0.00%	0	0.00%	0	0.00%	0	0.00%	0	0.00%	0	0.00%	0	0.00%
Canvass	0		0		0		0		0		0		0	
Total	0	0.00%	0	0.00%	0	0.00%	1	25.00%	1	25.00%	0	0.00%	0	0.00%
0024352														
Election Day	0	0.00%	0	0.00%	1	1.79%	33	58.93%	2	3.57%	0	0.00%	0	0.00%
Vote by Mail	0	0.00%	1	0.14%	6	0.84%	359	50.14%	58	8.10%	2	0.28%	1	0.14%
Canvass	0	0.00%	0	0.00%	0	0.00%	0	0.00%	0	0.00%	0	0.00%	0	0.00%
Total	0	0.00%	1	0.13%	7	0.90%	392	50.65%	60	7.75%	2	0.26%	1	0.13%
0024385														
Election Day	0	0.00%	0	0.00%	0	0.00%	5	62.50%	0	0.00%	0	0.00%	0	0.00%
Vote by Mail	0	0.00%	1	0.95%	0	0.00%	56	53.33%	10	9.52%	0	0.00%	0	0.00%
Canvass	0	0.00%	0	0.00%	0	0.00%	0	0.00%	1	100.00%	0	0.00%	0	0.00%
Total	0	0.00%	1	0.88%	0	0.00%	61	53.51%	11	9.65%	0	0.00%	0	0.00%
0024438														
Election Day	0		0		0		0		0		0		0	
Vote by Mail	0		0		0		0		0		0		0	
Canvass	0		0		0		0		0		0		0	
Total	0		0		0		0		0		0		0	
0024500														
Election Day	0	0.00%	0	0.00%	0	0.00%	23	65.71%	2	5.71%	0	0.00%	0	0.00%
Vote by Mail	0	0.00%	4	0.72%	6	1.08%	238	42.81%	49	8.81%	0	0.00%	2	0.36%
Canvass	0	0.00%	0	0.00%	0	0.00%	5	62.50%	0	0.00%	0	0.00%	0	0.00%
Total	0	0.00%	4	0.67%	6	1.00%	266	44.41%	51	8.51%	0	0.00%	2	0.33%

Precinct	JOHN COX (REP)		HEATHER COLLINS (G-P)		DANIEL WATTS (DEM)		NICKOLAS WILDSTAR (REP)		SARAH STEPHENS (REP)		DENVER STONER (REP)		JOE M. SYMMON (REP)	
0024259														
Election Day	3	7.14%	0	0.00%	0	0.00%	0	0.00%	0	0.00%	0	0.00%	0	0.00%
Vote by Mail	19	3.43%	8	1.44%	20	3.61%	0	0.00%	0	0.00%	0	0.00%	0	0.00%
Canvass	1	20.00%	0	0.00%	0	0.00%	0	0.00%	0	0.00%	0	0.00%	0	0.00%
Total	23	3.83%	8	1.33%	20	3.33%	0	0.00%	0	0.00%	0	0.00%	0	0.00%
0024263														
Election Day	0	0.00%	0	0.00%	0	0.00%	0	0.00%	0	0.00%	0	0.00%	0	0.00%
Vote by Mail	0	0.00%	0	0.00%	1	50.00%	0	0.00%	0	0.00%	0	0.00%	0	0.00%
Canvass	0		0		0		0		0		0		0	
Total	0	0.00%	0	0.00%	1	25.00%	0	0.00%	0	0.00%	0	0.00%	0	0.00%
0024352														
Election Day	1	1.79%	0	0.00%	0	0.00%	0	0.00%	0	0.00%	0	0.00%	0	0.00%
Vote by Mail	28	3.91%	0	0.00%	15	2.09%	0	0.00%	0	0.00%	2	0.28%	0	0.00%
Canvass	0	0.00%	0	0.00%	0	0.00%	0	0.00%	0	0.00%	0	0.00%	0	0.00%
Total	29	3.75%	0	0.00%	15	1.94%	0	0.00%	0	0.00%	2	0.26%	0	0.00%
0024385														
Election Day	0	0.00%	0	0.00%	0	0.00%	0	0.00%	0	0.00%	0	0.00%	0	0.00%
Vote by Mail	4	3.81%	0	0.00%	1	0.95%	0	0.00%	0	0.00%	0	0.00%	0	0.00%
Canvass	0	0.00%	0	0.00%	0	0.00%	0	0.00%	0	0.00%	0	0.00%	0	0.00%
Total	4	3.51%	0	0.00%	1	0.88%	0	0.00%	0	0.00%	0	0.00%	0	0.00%
0024438														
Election Day	0		0		0		0		0		0		0	
Vote by Mail	0		0		0		0		0		0		0	
Canvass	0		0		0		0		0		0		0	
Total	0		0		0		0		0		0		0	
0024500														
Election Day	0	0.00%	1	2.86%	1	2.86%	0	0.00%	0	0.00%	0	0.00%	0	0.00%
Vote by Mail	23	4.14%	10	1.80%	14	2.52%	1	0.18%	0	0.00%	2	0.36%	0	0.00%
Canvass	0	0.00%	0	0.00%	0	0.00%	0	0.00%	0	0.00%	0	0.00%	0	0.00%
Total	23	3.84%	11	1.84%	15	2.50%	1	0.17%	0	0.00%	2	0.33%	0	0.00%

Precinct	MAJOR SINGH (NPP)		DOUG OSE (REP)		Write-in		Total Votes	ROXANNE Qualified Write In		STACY SMITH Qualified Write In		MAJOR WILLIAMS Qualified Write In	
0024259													
Election Day	0	0.00%	0	0.00%	0	0.00%	42	0	0.00%	0	0.00%	0	0.00%
Vote by Mail	0	0.00%	3	0.54%	4	0.72%	554	0	0.00%	0	0.00%	4	0.72%
Canvass	0	0.00%	0	0.00%	0	0.00%	5	0	0.00%	0	0.00%	0	0.00%
Total	0	0.00%	3	0.50%	4	0.67%	601	0	0.00%	0	0.00%	4	0.67%
0024263													
Election Day	0	0.00%	0	0.00%	0	0.00%	2	0	0.00%	0	0.00%	0	0.00%
Vote by Mail	0	0.00%	0	0.00%	0	0.00%	2	0	0.00%	0	0.00%	0	0.00%
Canvass	0		0		0		0	0		0		0	
Total	0	0.00%	0	0.00%	0	0.00%	4	0	0.00%	0	0.00%	0	0.00%
0024352													
Election Day	0	0.00%	1	1.79%	0	0.00%	56	0	0.00%	0	0.00%	0	0.00%
Vote by Mail	2	0.28%	7	0.98%	1	0.14%	716	0	0.00%	0	0.00%	1	0.14%
Canvass	0	0.00%	1	50.00%	0	0.00%	2	0	0.00%	0	0.00%	0	0.00%
Total	2	0.26%	9	1.16%	1	0.13%	774	0	0.00%	0	0.00%	1	0.13%
0024385													
Election Day	0	0.00%	0	0.00%	0	0.00%	8	0	0.00%	0	0.00%	0	0.00%
Vote by Mail	0	0.00%	0	0.00%	0	0.00%	105	0	0.00%	0	0.00%	0	0.00%
Canvass	0	0.00%	0	0.00%	0	0.00%	1	0	0.00%	0	0.00%	0	0.00%
Total	0	0.00%	0	0.00%	0	0.00%	114	0	0.00%	0	0.00%	0	0.00%
0024438													
Election Day	0		0		0		0	0		0		0	
Vote by Mail	0		0		0		0	0		0		0	
Canvass	0		0		0		0	0		0		0	
Total	0		0		0		0	0		0		0	
0024500													
Election Day	0	0.00%	0	0.00%	0	0.00%	35	0	0.00%	0	0.00%	0	0.00%
Vote by Mail	0	0.00%	6	1.08%	1	0.18%	556	0	0.00%	0	0.00%	1	0.18%
Canvass	0	0.00%	0	0.00%	0	0.00%	8	0	0.00%	0	0.00%	0	0.00%
Total	0	0.00%	6	1.00%	1	0.17%	599	0	0.00%	0	0.00%	1	0.17%

Precinct	THUY E. HUGENS Qualified Write In		MIKI HABRYN Qualified Write In		VINCE LUNDGREN Qualified Write In		VIVEK B. MOHAN Qualified Write In	
0024259								
Election Day	0	0.00%	0	0.00%	0	0.00%	0	0.00%
Vote by Mail	0	0.00%	0	0.00%	0	0.00%	0	0.00%
Canvass	0	0.00%	0	0.00%	0	0.00%	0	0.00%
Total	0	0.00%	0	0.00%	0	0.00%	0	0.00%
0024263								
Election Day	0	0.00%	0	0.00%	0	0.00%	0	0.00%
Vote by Mail	0	0.00%	0	0.00%	0	0.00%	0	0.00%
Canvass	0		0		0		0	
Total	0	0.00%	0	0.00%	0	0.00%	0	0.00%
0024352								
Election Day	0	0.00%	0	0.00%	0	0.00%	0	0.00%
Vote by Mail	0	0.00%	0	0.00%	0	0.00%	0	0.00%
Canvass	0	0.00%	0	0.00%	0	0.00%	0	0.00%
Total	0	0.00%	0	0.00%	0	0.00%	0	0.00%
0024385								
Election Day	0	0.00%	0	0.00%	0	0.00%	0	0.00%
Vote by Mail	0	0.00%	0	0.00%	0	0.00%	0	0.00%
Canvass	0	0.00%	0	0.00%	0	0.00%	0	0.00%
Total	0	0.00%	0	0.00%	0	0.00%	0	0.00%
0024438								
Election Day	0		0		0		0	
Vote by Mail	0		0		0		0	
Canvass	0		0		0		0	
Total	0		0		0		0	
0024500								
Election Day	0	0.00%	0	0.00%	0	0.00%	0	0.00%
Vote by Mail	0	0.00%	0	0.00%	0	0.00%	0	0.00%
Canvass	0	0.00%	0	0.00%	0	0.00%	0	0.00%
Total	0	0.00%	0	0.00%	0	0.00%	0	0.00%

Precinct	Times Cast	Registered Voters	Undervotes	Overvotes
0024568				
Election Day	37	1,623	0	0
Vote by Mail	1,184	1,623	473	1
Canvass	5	1,623	0	0
Total	1,226	1,623	473	1
0024651				
Election Day	43	1,533	10	0
Vote by Mail	660	1,533	364	5
Canvass	7	1,533	1	0
Total	710	1,533	375	5
0024669				
Election Day	36	1,949	10	0
Vote by Mail	990	1,949	432	6
Canvass	6	1,949	1	0
Total	1,032	1,949	443	6
0024716				
Election Day	41	1,588	5	0
Vote by Mail	821	1,588	361	3
Canvass	5	1,588	2	0
Total	867	1,588	368	3
0024753				
Election Day	38	1,756	8	0
Vote by Mail	1,073	1,756	499	2
Canvass	8	1,756	1	0
Total	1,119	1,756	508	2
0024832				
Election Day	59	1,432	16	0
Vote by Mail	883	1,432	333	3
Canvass	9	1,432	5	0
Total	951	1,432	354	3

Precinct	DAN KAPELOVITZ (G-P)		KEVIN K. KAUL (NPP)	
0024568				
Election Day	0	0.00%	0	0.00%
Vote by Mail	6	0.85%	0	0.00%
Canvass	0	0.00%	0	0.00%
Total	6	0.80%	0	0.00%
0024651				
Election Day	0	0.00%	0	0.00%
Vote by Mail	1	0.34%	0	0.00%
Canvass	0	0.00%	0	0.00%
Total	1	0.30%	0	0.00%
0024669				
Election Day	0	0.00%	0	0.00%
Vote by Mail	7	1.27%	0	0.00%
Canvass	0	0.00%	0	0.00%
Total	7	1.20%	0	0.00%
0024716				
Election Day	0	0.00%	1	2.78%
Vote by Mail	2	0.44%	0	0.00%
Canvass	0	0.00%	0	0.00%
Total	2	0.40%	1	0.20%
0024753				
Election Day	0	0.00%	0	0.00%
Vote by Mail	9	1.57%	0	0.00%
Canvass	0	0.00%	0	0.00%
Total	9	1.48%	0	0.00%
0024832				
Election Day	0	0.00%	0	0.00%
Vote by Mail	3	0.55%	1	0.18%
Canvass	0	0.00%	0	0.00%
Total	3	0.51%	1	0.17%

Precinct	CHAUNCEY "SLIM" KILLENS (REP)		KEVIN KILEY (REP)		PATRICK KILPATRICK (DEM)		ANTHONY TRIMINO (REP)		JOEL VENTRESCA (DEM)		KEVIN L. FAULCONER (REP)		RHONDA FURIN (REP)	
0024568														
Election Day	0	0.00%	4	10.81%	0	0.00%	1	2.70%	0	0.00%	3	8.11%	0	0.00%
Vote by Mail	1	0.14%	38	5.35%	5	0.70%	1	0.14%	6	0.85%	91	12.82%	0	0.00%
Canvass	0	0.00%	0	0.00%	1	20.00%	0	0.00%	0	0.00%	0	0.00%	0	0.00%
Total	1	0.13%	42	5.59%	6	0.80%	2	0.27%	6	0.80%	94	12.50%	0	0.00%
0024651														
Election Day	0	0.00%	4	12.12%	0	0.00%	0	0.00%	0	0.00%	1	3.03%	0	0.00%
Vote by Mail	0	0.00%	16	5.50%	1	0.34%	0	0.00%	9	3.09%	9	3.09%	0	0.00%
Canvass	0	0.00%	0	0.00%	0	0.00%	0	0.00%	0	0.00%	1	16.67%	0	0.00%
Total	0	0.00%	20	6.06%	1	0.30%	0	0.00%	9	2.73%	11	3.33%	0	0.00%
0024669														
Election Day	0	0.00%	4	15.38%	0	0.00%	0	0.00%	1	3.85%	1	3.85%	0	0.00%
Vote by Mail	1	0.18%	21	3.80%	6	1.09%	3	0.54%	19	3.44%	39	7.07%	2	0.36%
Canvass	0	0.00%	0	0.00%	0	0.00%	0	0.00%	0	0.00%	0	0.00%	0	0.00%
Total	1	0.17%	25	4.29%	6	1.03%	3	0.51%	20	3.43%	40	6.86%	2	0.34%
0024716														
Election Day	0	0.00%	1	2.78%	0	0.00%	0	0.00%	0	0.00%	2	5.56%	0	0.00%
Vote by Mail	2	0.44%	14	3.06%	6	1.31%	2	0.44%	15	3.28%	41	8.97%	0	0.00%
Canvass	0	0.00%	0	0.00%	0	0.00%	0	0.00%	0	0.00%	0	0.00%	0	0.00%
Total	2	0.40%	15	3.02%	6	1.21%	2	0.40%	15	3.02%	43	8.67%	0	0.00%
0024753														
Election Day	0	0.00%	2	6.67%	0	0.00%	0	0.00%	0	0.00%	0	0.00%	0	0.00%
Vote by Mail	0	0.00%	32	5.59%	9	1.57%	1	0.17%	14	2.45%	82	14.34%	0	0.00%
Canvass	0	0.00%	0	0.00%	0	0.00%	0	0.00%	0	0.00%	0	0.00%	0	0.00%
Total	0	0.00%	34	5.58%	9	1.48%	1	0.16%	14	2.30%	82	13.46%	0	0.00%
0024832														
Election Day	0	0.00%	6	13.95%	1	2.33%	0	0.00%	0	0.00%	3	6.98%	0	0.00%
Vote by Mail	0	0.00%	30	5.48%	5	0.91%	1	0.18%	17	3.11%	51	9.32%	0	0.00%
Canvass	0	0.00%	1	25.00%	0	0.00%	0	0.00%	0	0.00%	0	0.00%	0	0.00%
Total	0	0.00%	37	6.23%	6	1.01%	1	0.17%	17	2.86%	54	9.09%	0	0.00%

Precinct	ROBERT C. NEWMAN II (REP)		DENNIS RICHTER (NPP)		BRANDON M. ROSS (DEM)		SAM L. GALLUCCI (REP)		TED GAINES (REP)		CAITLYN JENNER (REP)		LEO S. ZACKY (REP)	
0024568														
Election Day	0	0.00%	0	0.00%	1	2.70%	0	0.00%	0	0.00%	0	0.00%	0	0.00%
Vote by Mail	0	0.00%	0	0.00%	26	3.66%	0	0.00%	20	2.82%	7	0.99%	0	0.00%
Canvass	0	0.00%	0	0.00%	1	20.00%	0	0.00%	0	0.00%	0	0.00%	0	0.00%
Total	0	0.00%	0	0.00%	28	3.72%	0	0.00%	20	2.66%	7	0.93%	0	0.00%
0024651														
Election Day	0	0.00%	1	3.03%	3	9.09%	0	0.00%	0	0.00%	1	3.03%	0	0.00%
Vote by Mail	1	0.34%	0	0.00%	35	12.03%	0	0.00%	3	1.03%	7	2.41%	0	0.00%
Canvass	0	0.00%	0	0.00%	0	0.00%	0	0.00%	1	16.67%	0	0.00%	0	0.00%
Total	1	0.30%	1	0.30%	38	11.52%	0	0.00%	4	1.21%	8	2.42%	0	0.00%
0024669														
Election Day	0	0.00%	0	0.00%	1	3.85%	0	0.00%	0	0.00%	0	0.00%	0	0.00%
Vote by Mail	1	0.18%	0	0.00%	26	4.71%	7	1.27%	4	0.72%	13	2.36%	0	0.00%
Canvass	0	0.00%	0	0.00%	0	0.00%	0	0.00%	0	0.00%	0	0.00%	0	0.00%
Total	1	0.17%	0	0.00%	27	4.63%	7	1.20%	4	0.69%	13	2.23%	0	0.00%
0024716														
Election Day	0	0.00%	0	0.00%	2	5.56%	0	0.00%	0	0.00%	0	0.00%	0	0.00%
Vote by Mail	0	0.00%	6	1.31%	19	4.16%	2	0.44%	3	0.66%	5	1.09%	0	0.00%
Canvass	0	0.00%	0	0.00%	0	0.00%	0	0.00%	0	0.00%	0	0.00%	0	0.00%
Total	0	0.00%	6	1.21%	21	4.23%	2	0.40%	3	0.60%	5	1.01%	0	0.00%
0024753														
Election Day	0	0.00%	0	0.00%	4	13.33%	0	0.00%	1	3.33%	0	0.00%	0	0.00%
Vote by Mail	2	0.35%	0	0.00%	20	3.50%	3	0.52%	9	1.57%	9	1.57%	0	0.00%
Canvass	0	0.00%	0	0.00%	2	28.57%	0	0.00%	0	0.00%	0	0.00%	0	0.00%
Total	2	0.33%	0	0.00%	26	4.27%	3	0.49%	10	1.64%	9	1.48%	0	0.00%
0024832														
Election Day	0	0.00%	0	0.00%	0	0.00%	0	0.00%	0	0.00%	0	0.00%	0	0.00%
Vote by Mail	1	0.18%	0	0.00%	27	4.94%	0	0.00%	17	3.11%	8	1.46%	0	0.00%
Canvass	0	0.00%	0	0.00%	0	0.00%	0	0.00%	0	0.00%	0	0.00%	0	0.00%
Total	1	0.17%	0	0.00%	27	4.55%	0	0.00%	17	2.86%	8	1.35%	0	0.00%

Precinct	JENNY RAE LE ROUX (REP)		DAVID LOZANO (REP)		STEVE CHAVEZ LODGE (REP)		MICHAEL LOEBBS (NPP)		DENIS LUCEY (NPP)		DIEGO MARTINEZ (REP)		JEREMIAH "JEREMY" MARCINIAK (NPP)	
0024568														
Election Day	0	0.00%	0	0.00%	0	0.00%	0	0.00%	0	0.00%	0	0.00%	0	0.00%
Vote by Mail	1	0.14%	0	0.00%	1	0.14%	3	0.42%	0	0.00%	0	0.00%	0	0.00%
Canvass	0	0.00%	0	0.00%	0	0.00%	0	0.00%	0	0.00%	0	0.00%	0	0.00%
Total	1	0.13%	0	0.00%	1	0.13%	3	0.40%	0	0.00%	0	0.00%	0	0.00%
0024651														
Election Day	1	3.03%	0	0.00%	0	0.00%	0	0.00%	0	0.00%	0	0.00%	0	0.00%
Vote by Mail	1	0.34%	0	0.00%	0	0.00%	5	1.72%	0	0.00%	0	0.00%	0	0.00%
Canvass	0	0.00%	0	0.00%	0	0.00%	0	0.00%	0	0.00%	0	0.00%	0	0.00%
Total	2	0.61%	0	0.00%	0	0.00%	5	1.52%	0	0.00%	0	0.00%	0	0.00%
0024669														
Election Day	0	0.00%	0	0.00%	0	0.00%	0	0.00%	0	0.00%	0	0.00%	0	0.00%
Vote by Mail	0	0.00%	2	0.36%	3	0.54%	4	0.72%	0	0.00%	0	0.00%	0	0.00%
Canvass	0	0.00%	0	0.00%	0	0.00%	0	0.00%	0	0.00%	0	0.00%	0	0.00%
Total	0	0.00%	2	0.34%	3	0.51%	4	0.69%	0	0.00%	0	0.00%	0	0.00%
0024716														
Election Day	0	0.00%	0	0.00%	1	2.78%	0	0.00%	0	0.00%	0	0.00%	0	0.00%
Vote by Mail	2	0.44%	0	0.00%	2	0.44%	0	0.00%	0	0.00%	0	0.00%	1	0.22%
Canvass	0	0.00%	0	0.00%	0	0.00%	0	0.00%	0	0.00%	0	0.00%	0	0.00%
Total	2	0.40%	0	0.00%	3	0.60%	0	0.00%	0	0.00%	0	0.00%	1	0.20%
0024753														
Election Day	0	0.00%	0	0.00%	0	0.00%	0	0.00%	0	0.00%	0	0.00%	0	0.00%
Vote by Mail	0	0.00%	1	0.17%	1	0.17%	1	0.17%	0	0.00%	0	0.00%	0	0.00%
Canvass	0	0.00%	0	0.00%	0	0.00%	0	0.00%	0	0.00%	0	0.00%	0	0.00%
Total	0	0.00%	1	0.16%	1	0.16%	1	0.16%	0	0.00%	0	0.00%	0	0.00%
0024832														
Election Day	0	0.00%	0	0.00%	0	0.00%	0	0.00%	0	0.00%	0	0.00%	0	0.00%
Vote by Mail	1	0.18%	1	0.18%	0	0.00%	1	0.18%	0	0.00%	0	0.00%	0	0.00%
Canvass	0	0.00%	0	0.00%	0	0.00%	0	0.00%	0	0.00%	0	0.00%	0	0.00%
Total	1	0.17%	1	0.17%	0	0.00%	1	0.17%	0	0.00%	0	0.00%	0	0.00%

Precinct	DANIEL MERCURI (REP)		JACQUELINE MCGOWAN (DEM)		DAVID MOORE (NPP)		DAVID ALEXANDER BRAMANTE (REP)		HOLLY L. BAADE (DEM)		ANGELYNE (NPP)		JAMES G. HANINK (NPP)	
0024568														
Election Day	0	0.00%	0	0.00%	0	0.00%	0	0.00%	0	0.00%	0	0.00%	0	0.00%
Vote by Mail	0	0.00%	29	4.08%	1	0.14%	0	0.00%	5	0.70%	3	0.42%	0	0.00%
Canvass	0	0.00%	0	0.00%	0	0.00%	0	0.00%	1	20.00%	0	0.00%	0	0.00%
Total	0	0.00%	29	3.86%	1	0.13%	0	0.00%	6	0.80%	3	0.40%	0	0.00%
0024651														
Election Day	0	0.00%	1	3.03%	0	0.00%	0	0.00%	0	0.00%	0	0.00%	0	0.00%
Vote by Mail	0	0.00%	14	4.81%	1	0.34%	2	0.69%	3	1.03%	2	0.69%	0	0.00%
Canvass	0	0.00%	0	0.00%	0	0.00%	0	0.00%	0	0.00%	0	0.00%	0	0.00%
Total	0	0.00%	15	4.55%	1	0.30%	2	0.61%	3	0.91%	2	0.61%	0	0.00%
0024669														
Election Day	0	0.00%	1	3.85%	0	0.00%	0	0.00%	0	0.00%	1	3.85%	0	0.00%
Vote by Mail	0	0.00%	30	5.43%	0	0.00%	0	0.00%	10	1.81%	7	1.27%	0	0.00%
Canvass	0	0.00%	0	0.00%	0	0.00%	0	0.00%	0	0.00%	0	0.00%	0	0.00%
Total	0	0.00%	31	5.32%	0	0.00%	0	0.00%	10	1.72%	8	1.37%	0	0.00%
0024716														
Election Day	0	0.00%	0	0.00%	0	0.00%	0	0.00%	0	0.00%	0	0.00%	0	0.00%
Vote by Mail	2	0.44%	19	4.16%	0	0.00%	0	0.00%	5	1.09%	1	0.22%	1	0.22%
Canvass	0	0.00%	0	0.00%	0	0.00%	0	0.00%	0	0.00%	0	0.00%	0	0.00%
Total	2	0.40%	19	3.83%	0	0.00%	0	0.00%	5	1.01%	1	0.20%	1	0.20%
0024753														
Election Day	0	0.00%	1	3.33%	0	0.00%	0	0.00%	0	0.00%	0	0.00%	0	0.00%
Vote by Mail	0	0.00%	22	3.85%	2	0.35%	1	0.17%	8	1.40%	7	1.22%	0	0.00%
Canvass	0	0.00%	2	28.57%	0	0.00%	0	0.00%	0	0.00%	0	0.00%	0	0.00%
Total	0	0.00%	25	4.11%	2	0.33%	1	0.16%	8	1.31%	7	1.15%	0	0.00%
0024832														
Election Day	0	0.00%	1	2.33%	0	0.00%	0	0.00%	1	2.33%	0	0.00%	0	0.00%
Vote by Mail	0	0.00%	14	2.56%	1	0.18%	0	0.00%	3	0.55%	0	0.00%	0	0.00%
Canvass	0	0.00%	0	0.00%	0	0.00%	0	0.00%	0	0.00%	0	0.00%	0	0.00%
Total	0	0.00%	15	2.53%	1	0.17%	0	0.00%	4	0.67%	0	0.00%	0	0.00%

Precinct	DAVID HILLBERG (REP)		JEFF HEWITT (LIB)		JOHN R. DRAKE (DEM)		LARRY A. ELDER (REP)		KEVIN PAFFRATH (DEM)		ADAM PAPAGAN (NPP)		ARMANDO "MANDO" PEREZ- SERRATO (DEM)	
0024568														
Election Day	0	0.00%	0	0.00%	0	0.00%	24	64.86%	1	2.70%	0	0.00%	0	0.00%
Vote by Mail	0	0.00%	4	0.56%	4	0.56%	335	47.18%	57	8.03%	0	0.00%	0	0.00%
Canvass	0	0.00%	0	0.00%	0	0.00%	1	20.00%	0	0.00%	0	0.00%	0	0.00%
Total	0	0.00%	4	0.53%	4	0.53%	360	47.87%	58	7.71%	0	0.00%	0	0.00%
0024651														
Election Day	0	0.00%	1	3.03%	0	0.00%	17	51.52%	1	3.03%	0	0.00%	0	0.00%
Vote by Mail	0	0.00%	4	1.37%	2	0.69%	100	34.36%	26	8.93%	0	0.00%	5	1.72%
Canvass	0	0.00%	0	0.00%	0	0.00%	3	50.00%	0	0.00%	0	0.00%	0	0.00%
Total	0	0.00%	5	1.52%	2	0.61%	120	36.36%	27	8.18%	0	0.00%	5	1.52%
0024669														
Election Day	0	0.00%	0	0.00%	0	0.00%	16	61.54%	0	0.00%	0	0.00%	0	0.00%
Vote by Mail	0	0.00%	5	0.91%	3	0.54%	231	41.85%	49	8.88%	0	0.00%	3	0.54%
Canvass	0	0.00%	0	0.00%	0	0.00%	5	100.00%	0	0.00%	0	0.00%	0	0.00%
Total	0	0.00%	5	0.86%	3	0.51%	252	43.22%	49	8.40%	0	0.00%	3	0.51%
0024716														
Election Day	0	0.00%	0	0.00%	0	0.00%	27	75.00%	0	0.00%	0	0.00%	0	0.00%
Vote by Mail	0	0.00%	7	1.53%	7	1.53%	207	45.30%	42	9.19%	1	0.22%	0	0.00%
Canvass	0	0.00%	0	0.00%	0	0.00%	2	66.67%	1	33.33%	0	0.00%	0	0.00%
Total	0	0.00%	7	1.41%	7	1.41%	236	47.58%	43	8.67%	1	0.20%	0	0.00%
0024753														
Election Day	0	0.00%	0	0.00%	1	3.33%	18	60.00%	0	0.00%	0	0.00%	0	0.00%
Vote by Mail	0	0.00%	6	1.05%	4	0.70%	218	38.11%	59	10.31%	0	0.00%	1	0.17%
Canvass	0	0.00%	0	0.00%	0	0.00%	3	42.86%	0	0.00%	0	0.00%	0	0.00%
Total	0	0.00%	6	0.99%	5	0.82%	239	39.24%	59	9.69%	0	0.00%	1	0.16%
0024832														
Election Day	0	0.00%	0	0.00%	0	0.00%	28	65.12%	3	6.98%	0	0.00%	0	0.00%
Vote by Mail	0	0.00%	9	1.65%	4	0.73%	257	46.98%	46	8.41%	0	0.00%	3	0.55%
Canvass	0	0.00%	0	0.00%	0	0.00%	2	50.00%	1	25.00%	0	0.00%	0	0.00%
Total	0	0.00%	9	1.52%	4	0.67%	287	48.32%	50	8.42%	0	0.00%	3	0.51%

Precinct	JOHN COX (REP)		HEATHER COLLINS (G-P)		DANIEL WATTS (DEM)		NICKOLAS WILDSTAR (REP)		SARAH STEPHENS (REP)		DENVER STONER (REP)		JOE M. SYMMON (REP)	
0024568														
Election Day	1	2.70%	0	0.00%	2	5.41%	0	0.00%	0	0.00%	0	0.00%	0	0.00%
Vote by Mail	30	4.23%	4	0.56%	16	2.25%	0	0.00%	2	0.28%	1	0.14%	0	0.00%
Canvass	0	0.00%	0	0.00%	0	0.00%	0	0.00%	0	0.00%	0	0.00%	0	0.00%
Total	31	4.12%	4	0.53%	18	2.39%	0	0.00%	2	0.27%	1	0.13%	0	0.00%
0024651														
Election Day	0	0.00%	0	0.00%	2	6.06%	0	0.00%	0	0.00%	0	0.00%	0	0.00%
Vote by Mail	14	4.81%	4	1.37%	19	6.53%	0	0.00%	1	0.34%	0	0.00%	0	0.00%
Canvass	1	16.67%	0	0.00%	0	0.00%	0	0.00%	0	0.00%	0	0.00%	0	0.00%
Total	15	4.55%	4	1.21%	21	6.36%	0	0.00%	1	0.30%	0	0.00%	0	0.00%
0024669														
Election Day	0	0.00%	0	0.00%	0	0.00%	0	0.00%	0	0.00%	1	3.85%	0	0.00%
Vote by Mail	25	4.53%	4	0.72%	11	1.99%	2	0.36%	1	0.18%	1	0.18%	0	0.00%
Canvass	0	0.00%	0	0.00%	0	0.00%	0	0.00%	0	0.00%	0	0.00%	0	0.00%
Total	25	4.29%	4	0.69%	11	1.89%	2	0.34%	1	0.17%	2	0.34%	0	0.00%
0024716														
Election Day	2	5.56%	0	0.00%	0	0.00%	0	0.00%	0	0.00%	0	0.00%	0	0.00%
Vote by Mail	18	3.94%	6	1.31%	11	2.41%	0	0.00%	1	0.22%	0	0.00%	0	0.00%
Canvass	0	0.00%	0	0.00%	0	0.00%	0	0.00%	0	0.00%	0	0.00%	0	0.00%
Total	20	4.03%	6	1.21%	11	2.22%	0	0.00%	1	0.20%	0	0.00%	0	0.00%
0024753														
Election Day	1	3.33%	0	0.00%	2	6.67%	0	0.00%	0	0.00%	0	0.00%	0	0.00%
Vote by Mail	22	3.85%	4	0.70%	18	3.15%	0	0.00%	0	0.00%	1	0.17%	0	0.00%
Canvass	0	0.00%	0	0.00%	0	0.00%	0	0.00%	0	0.00%	0	0.00%	0	0.00%
Total	23	3.78%	4	0.66%	20	3.28%	0	0.00%	0	0.00%	1	0.16%	0	0.00%
0024832														
Election Day	0	0.00%	0	0.00%	0	0.00%	0	0.00%	0	0.00%	0	0.00%	0	0.00%
Vote by Mail	28	5.12%	2	0.37%	12	2.19%	0	0.00%	0	0.00%	3	0.55%	0	0.00%
Canvass	0	0.00%	0	0.00%	0	0.00%	0	0.00%	0	0.00%	0	0.00%	0	0.00%
Total	28	4.71%	2	0.34%	12	2.02%	0	0.00%	0	0.00%	3	0.51%	0	0.00%

Precinct	MAJOR SINGH (NPP)		DOUG OSE (REP)		Write-in		Total Votes	ROXANNE Qualified Write In		STACY SMITH Qualified Write In		MAJOR WILLIAMS Qualified Write In	
0024568													
Election Day	0	0.00%	0	0.00%	0	0.00%	37	0	0.00%	0	0.00%	0	0.00%
Vote by Mail	2	0.28%	10	1.41%	1	0.14%	710	0	0.00%	0	0.00%	0	0.00%
Canvass	0	0.00%	1	20.00%	0	0.00%	5	0	0.00%	0	0.00%	0	0.00%
Total	2	0.27%	11	1.46%	1	0.13%	752	0	0.00%	0	0.00%	0	0.00%
0024651													
Election Day	0	0.00%	0	0.00%	0	0.00%	33	0	0.00%	0	0.00%	0	0.00%
Vote by Mail	3	1.03%	3	1.03%	0	0.00%	291	0	0.00%	0	0.00%	0	0.00%
Canvass	0	0.00%	0	0.00%	0	0.00%	6	0	0.00%	0	0.00%	0	0.00%
Total	3	0.91%	3	0.91%	0	0.00%	330	0	0.00%	0	0.00%	0	0.00%
0024669													
Election Day	0	0.00%	0	0.00%	0	0.00%	26	0	0.00%	0	0.00%	0	0.00%
Vote by Mail	0	0.00%	9	1.63%	3	0.54%	552	0	0.00%	0	0.00%	2	0.36%
Canvass	0	0.00%	0	0.00%	0	0.00%	5	0	0.00%	0	0.00%	0	0.00%
Total	0	0.00%	9	1.54%	3	0.51%	583	0	0.00%	0	0.00%	2	0.34%
0024716													
Election Day	0	0.00%	0	0.00%	0	0.00%	36	0	0.00%	0	0.00%	0	0.00%
Vote by Mail	3	0.66%	4	0.88%	0	0.00%	457	0	0.00%	0	0.00%	0	0.00%
Canvass	0	0.00%	0	0.00%	0	0.00%	3	0	0.00%	0	0.00%	0	0.00%
Total	3	0.60%	4	0.81%	0	0.00%	496	0	0.00%	0	0.00%	0	0.00%
0024753													
Election Day	0	0.00%	0	0.00%	0	0.00%	30	0	0.00%	0	0.00%	0	0.00%
Vote by Mail	1	0.17%	2	0.35%	3	0.52%	572	0	0.00%	0	0.00%	3	0.52%
Canvass	0	0.00%	0	0.00%	0	0.00%	7	0	0.00%	0	0.00%	0	0.00%
Total	1	0.16%	2	0.33%	3	0.49%	609	0	0.00%	0	0.00%	3	0.49%
0024832													
Election Day	0	0.00%	0	0.00%	0	0.00%	43	0	0.00%	0	0.00%	0	0.00%
Vote by Mail	0	0.00%	1	0.18%	0	0.00%	547	0	0.00%	0	0.00%	0	0.00%
Canvass	0	0.00%	0	0.00%	0	0.00%	4	0	0.00%	0	0.00%	0	0.00%
Total	0	0.00%	1	0.17%	0	0.00%	594	0	0.00%	0	0.00%	0	0.00%

Precinct	THUY E. HUGENS Qualified Write In		MIKI HABRYN Qualified Write In		VINCE LUNDGREN Qualified Write In		VIVEK B. MOHAN Qualified Write In	
0024568								
Election Day	0	0.00%	0	0.00%	0	0.00%	0	0.00%
Vote by Mail	1	0.14%	0	0.00%	0	0.00%	0	0.00%
Canvass	0	0.00%	0	0.00%	0	0.00%	0	0.00%
Total	1	0.13%	0	0.00%	0	0.00%	0	0.00%
0024651								
Election Day	0	0.00%	0	0.00%	0	0.00%	0	0.00%
Vote by Mail	0	0.00%	0	0.00%	0	0.00%	0	0.00%
Canvass	0	0.00%	0	0.00%	0	0.00%	0	0.00%
Total	0	0.00%	0	0.00%	0	0.00%	0	0.00%
0024669								
Election Day	0	0.00%	0	0.00%	0	0.00%	0	0.00%
Vote by Mail	1	0.18%	0	0.00%	0	0.00%	0	0.00%
Canvass	0	0.00%	0	0.00%	0	0.00%	0	0.00%
Total	1	0.17%	0	0.00%	0	0.00%	0	0.00%
0024716								
Election Day	0	0.00%	0	0.00%	0	0.00%	0	0.00%
Vote by Mail	0	0.00%	0	0.00%	0	0.00%	0	0.00%
Canvass	0	0.00%	0	0.00%	0	0.00%	0	0.00%
Total	0	0.00%	0	0.00%	0	0.00%	0	0.00%
0024753								
Election Day	0	0.00%	0	0.00%	0	0.00%	0	0.00%
Vote by Mail	0	0.00%	0	0.00%	0	0.00%	0	0.00%
Canvass	0	0.00%	0	0.00%	0	0.00%	0	0.00%
Total	0	0.00%	0	0.00%	0	0.00%	0	0.00%
0024832								
Election Day	0	0.00%	0	0.00%	0	0.00%	0	0.00%
Vote by Mail	0	0.00%	0	0.00%	0	0.00%	0	0.00%
Canvass	0	0.00%	0	0.00%	0	0.00%	0	0.00%
Total	0	0.00%	0	0.00%	0	0.00%	0	0.00%

Precinct	Times Cast	Registered Voters	Undervotes	Overvotes
0024874				
Election Day	32	1,546	1	0
Vote by Mail	926	1,546	419	2
Canvass	6	1,546	0	0
Total	964	1,546	420	2
0024908				
Election Day	29	1,453	1	0
Vote by Mail	919	1,453	438	0
Canvass	9	1,453	3	0
Total	957	1,453	442	0
0024927				
Election Day	38	1,295	2	0
Vote by Mail	892	1,295	314	3
Canvass	5	1,295	3	0
Total	935	1,295	319	3
0025040				
Election Day	31	1,386	5	0
Vote by Mail	515	1,386	218	0
Canvass	8	1,386	1	0
Total	554	1,386	224	0
0025076				
Election Day	41	1,634	4	0
Vote by Mail	923	1,634	334	6
Canvass	6	1,634	1	0
Total	970	1,634	339	6
0025155				
Election Day	55	1,798	7	0
Vote by Mail	1,049	1,798	408	2
Canvass	8	1,798	1	0
Total	1,112	1,798	416	2

Precinct	DAN KAPELOVITZ (G-P)		KEVIN K. KAUL (NPP)	
0024874				
Election Day	0	0.00%	0	0.00%
Vote by Mail	6	1.19%	0	0.00%
Canvass	0	0.00%	0	0.00%
Total	6	1.11%	0	0.00%
0024908				
Election Day	0	0.00%	0	0.00%
Vote by Mail	4	0.83%	0	0.00%
Canvass	0	0.00%	0	0.00%
Total	4	0.78%	0	0.00%
0024927				
Election Day	0	0.00%	0	0.00%
Vote by Mail	5	0.87%	0	0.00%
Canvass	0	0.00%	0	0.00%
Total	5	0.82%	0	0.00%
0025040				
Election Day	1	3.85%	0	0.00%
Vote by Mail	5	1.68%	0	0.00%
Canvass	0	0.00%	0	0.00%
Total	6	1.82%	0	0.00%
0025076				
Election Day	0	0.00%	0	0.00%
Vote by Mail	6	1.03%	2	0.34%
Canvass	0	0.00%	0	0.00%
Total	6	0.96%	2	0.32%
0025155				
Election Day	0	0.00%	0	0.00%
Vote by Mail	5	0.78%	1	0.16%
Canvass	0	0.00%	0	0.00%
Total	5	0.72%	1	0.14%

Precinct	CHAUNCEY "SLIM" KILLENS (REP)		KEVIN KILEY (REP)		PATRICK KILPATRICK (DEM)		ANTHONY TRIMINO (REP)		JOEL VENTRESCA (DEM)		KEVIN L. FAULCONER (REP)		RHONDA FURIN (REP)	
0024874														
Election Day	0	0.00%	0	0.00%	0	0.00%	3	9.68%	1	3.23%	1	3.23%	0	0.00%
Vote by Mail	0	0.00%	30	5.94%	1	0.20%	1	0.20%	24	4.75%	47	9.31%	0	0.00%
Canvass	0	0.00%	0	0.00%	1	16.67%	0	0.00%	1	16.67%	0	0.00%	0	0.00%
Total	0	0.00%	30	5.54%	2	0.37%	4	0.74%	26	4.80%	48	8.86%	0	0.00%
0024908														
Election Day	0	0.00%	0	0.00%	0	0.00%	0	0.00%	0	0.00%	0	0.00%	0	0.00%
Vote by Mail	2	0.42%	41	8.52%	3	0.62%	0	0.00%	11	2.29%	55	11.43%	0	0.00%
Canvass	0	0.00%	0	0.00%	0	0.00%	0	0.00%	1	16.67%	1	16.67%	0	0.00%
Total	2	0.39%	41	7.96%	3	0.58%	0	0.00%	12	2.33%	56	10.87%	0	0.00%
0024927														
Election Day	0	0.00%	1	2.78%	0	0.00%	1	2.78%	0	0.00%	1	2.78%	0	0.00%
Vote by Mail	0	0.00%	35	6.09%	3	0.52%	0	0.00%	10	1.74%	75	13.04%	1	0.17%
Canvass	0	0.00%	0	0.00%	0	0.00%	0	0.00%	0	0.00%	1	50.00%	0	0.00%
Total	0	0.00%	36	5.87%	3	0.49%	1	0.16%	10	1.63%	77	12.56%	1	0.16%
0025040														
Election Day	0	0.00%	2	7.69%	0	0.00%	0	0.00%	0	0.00%	1	3.85%	0	0.00%
Vote by Mail	0	0.00%	19	6.40%	2	0.67%	0	0.00%	2	0.67%	17	5.72%	0	0.00%
Canvass	0	0.00%	1	14.29%	0	0.00%	0	0.00%	0	0.00%	0	0.00%	0	0.00%
Total	0	0.00%	22	6.67%	2	0.61%	0	0.00%	2	0.61%	18	5.45%	0	0.00%
0025076														
Election Day	0	0.00%	5	13.51%	0	0.00%	0	0.00%	1	2.70%	0	0.00%	0	0.00%
Vote by Mail	1	0.17%	37	6.35%	2	0.34%	2	0.34%	9	1.54%	36	6.17%	0	0.00%
Canvass	0	0.00%	0	0.00%	0	0.00%	0	0.00%	0	0.00%	1	20.00%	0	0.00%
Total	1	0.16%	42	6.72%	2	0.32%	2	0.32%	10	1.60%	37	5.92%	0	0.00%
0025155														
Election Day	0	0.00%	6	12.50%	0	0.00%	0	0.00%	0	0.00%	4	8.33%	0	0.00%
Vote by Mail	2	0.31%	35	5.48%	4	0.63%	0	0.00%	14	2.19%	44	6.89%	0	0.00%
Canvass	0	0.00%	1	14.29%	0	0.00%	0	0.00%	0	0.00%	1	14.29%	0	0.00%
Total	2	0.29%	42	6.05%	4	0.58%	0	0.00%	14	2.02%	49	7.06%	0	0.00%

Precinct	ROBERT C. NEWMAN II (REP)		DENNIS RICHTER (NPP)		BRANDON M. ROSS (DEM)		SAM L. GALLUCCI (REP)		TED GAINES (REP)		CAITLYN JENNER (REP)		LEO S. ZACKY (REP)	
0024874														
Election Day	0	0.00%	0	0.00%	2	6.45%	0	0.00%	0	0.00%	0	0.00%	0	0.00%
Vote by Mail	0	0.00%	0	0.00%	28	5.54%	0	0.00%	7	1.39%	8	1.58%	0	0.00%
Canvass	0	0.00%	0	0.00%	0	0.00%	0	0.00%	0	0.00%	0	0.00%	0	0.00%
Total	0	0.00%	0	0.00%	30	5.54%	0	0.00%	7	1.29%	8	1.48%	0	0.00%
0024908														
Election Day	1	3.57%	0	0.00%	0	0.00%	0	0.00%	0	0.00%	0	0.00%	0	0.00%
Vote by Mail	0	0.00%	3	0.62%	29	6.03%	0	0.00%	8	1.66%	6	1.25%	1	0.21%
Canvass	0	0.00%	0	0.00%	3	50.00%	0	0.00%	0	0.00%	0	0.00%	0	0.00%
Total	1	0.19%	3	0.58%	32	6.21%	0	0.00%	8	1.55%	6	1.17%	1	0.19%
0024927														
Election Day	0	0.00%	0	0.00%	1	2.78%	0	0.00%	2	5.56%	1	2.78%	0	0.00%
Vote by Mail	1	0.17%	3	0.52%	14	2.43%	0	0.00%	9	1.57%	3	0.52%	0	0.00%
Canvass	0	0.00%	0	0.00%	0	0.00%	0	0.00%	0	0.00%	0	0.00%	0	0.00%
Total	1	0.16%	3	0.49%	15	2.45%	0	0.00%	11	1.79%	4	0.65%	0	0.00%
0025040														
Election Day	0	0.00%	0	0.00%	3	11.54%	0	0.00%	0	0.00%	0	0.00%	0	0.00%
Vote by Mail	0	0.00%	2	0.67%	17	5.72%	1	0.34%	4	1.35%	11	3.70%	2	0.67%
Canvass	0	0.00%	0	0.00%	0	0.00%	0	0.00%	0	0.00%	0	0.00%	0	0.00%
Total	0	0.00%	2	0.61%	20	6.06%	1	0.30%	4	1.21%	11	3.33%	2	0.61%
0025076														
Election Day	0	0.00%	0	0.00%	3	8.11%	0	0.00%	1	2.70%	0	0.00%	0	0.00%
Vote by Mail	2	0.34%	3	0.51%	27	4.63%	3	0.51%	9	1.54%	9	1.54%	0	0.00%
Canvass	0	0.00%	0	0.00%	0	0.00%	0	0.00%	0	0.00%	0	0.00%	0	0.00%
Total	2	0.32%	3	0.48%	30	4.80%	3	0.48%	10	1.60%	9	1.44%	0	0.00%
0025155														
Election Day	0	0.00%	0	0.00%	6	12.50%	0	0.00%	1	2.08%	0	0.00%	0	0.00%
Vote by Mail	0	0.00%	0	0.00%	32	5.01%	0	0.00%	9	1.41%	4	0.63%	0	0.00%
Canvass	0	0.00%	0	0.00%	2	28.57%	0	0.00%	0	0.00%	0	0.00%	0	0.00%
Total	0	0.00%	0	0.00%	40	5.76%	0	0.00%	10	1.44%	4	0.58%	0	0.00%

Precinct	JENNY RAE LE ROUX (REP)		DAVID LOZANO (REP)		STEVE CHAVEZ LODGE (REP)		MICHAEL LOEBBS (NPP)		DENIS LUCEY (NPP)		DIEGO MARTINEZ (REP)		JEREMIAH "JEREMY" MARCINIAK (NPP)	
0024874														
Election Day	0	0.00%	0	0.00%	0	0.00%	0	0.00%	0	0.00%	0	0.00%	0	0.00%
Vote by Mail	0	0.00%	0	0.00%	0	0.00%	2	0.40%	0	0.00%	0	0.00%	0	0.00%
Canvass	0	0.00%	0	0.00%	0	0.00%	0	0.00%	0	0.00%	0	0.00%	0	0.00%
Total	0	0.00%	0	0.00%	0	0.00%	2	0.37%	0	0.00%	0	0.00%	0	0.00%
0024908														
Election Day	0	0.00%	0	0.00%	0	0.00%	0	0.00%	0	0.00%	0	0.00%	0	0.00%
Vote by Mail	0	0.00%	2	0.42%	0	0.00%	0	0.00%	0	0.00%	0	0.00%	0	0.00%
Canvass	0	0.00%	0	0.00%	0	0.00%	0	0.00%	0	0.00%	0	0.00%	0	0.00%
Total	0	0.00%	2	0.39%	0	0.00%	0	0.00%	0	0.00%	0	0.00%	0	0.00%
0024927														
Election Day	0	0.00%	0	0.00%	0	0.00%	0	0.00%	0	0.00%	0	0.00%	0	0.00%
Vote by Mail	0	0.00%	0	0.00%	0	0.00%	1	0.17%	0	0.00%	0	0.00%	0	0.00%
Canvass	0	0.00%	0	0.00%	0	0.00%	0	0.00%	0	0.00%	0	0.00%	0	0.00%
Total	0	0.00%	0	0.00%	0	0.00%	1	0.16%	0	0.00%	0	0.00%	0	0.00%
0025040														
Election Day	0	0.00%	0	0.00%	0	0.00%	0	0.00%	0	0.00%	0	0.00%	0	0.00%
Vote by Mail	1	0.34%	0	0.00%	0	0.00%	0	0.00%	2	0.67%	0	0.00%	2	0.67%
Canvass	0	0.00%	0	0.00%	0	0.00%	0	0.00%	0	0.00%	0	0.00%	0	0.00%
Total	1	0.30%	0	0.00%	0	0.00%	0	0.00%	2	0.61%	0	0.00%	2	0.61%
0025076														
Election Day	0	0.00%	0	0.00%	0	0.00%	0	0.00%	0	0.00%	0	0.00%	0	0.00%
Vote by Mail	3	0.51%	1	0.17%	3	0.51%	3	0.51%	0	0.00%	0	0.00%	0	0.00%
Canvass	0	0.00%	0	0.00%	0	0.00%	0	0.00%	0	0.00%	0	0.00%	0	0.00%
Total	3	0.48%	1	0.16%	3	0.48%	3	0.48%	0	0.00%	0	0.00%	0	0.00%
0025155														
Election Day	1	2.08%	0	0.00%	0	0.00%	0	0.00%	0	0.00%	0	0.00%	0	0.00%
Vote by Mail	3	0.47%	0	0.00%	1	0.16%	2	0.31%	0	0.00%	1	0.16%	0	0.00%
Canvass	0	0.00%	0	0.00%	0	0.00%	0	0.00%	0	0.00%	0	0.00%	0	0.00%
Total	4	0.58%	0	0.00%	1	0.14%	2	0.29%	0	0.00%	1	0.14%	0	0.00%

Precinct	DANIEL MERCURI (REP)		JACQUELINE MCGOWAN (DEM)		DAVID MOORE (NPP)		DAVID ALEXANDER BRAMANTE (REP)		HOLLY L. BAADE (DEM)		ANGELYNE (NPP)		JAMES G. HANINK (NPP)	
0024874														
Election Day	0	0.00%	2	6.45%	0	0.00%	0	0.00%	0	0.00%	0	0.00%	0	0.00%
Vote by Mail	0	0.00%	13	2.57%	0	0.00%	0	0.00%	3	0.59%	6	1.19%	0	0.00%
Canvass	0	0.00%	0	0.00%	0	0.00%	0	0.00%	0	0.00%	0	0.00%	0	0.00%
Total	0	0.00%	15	2.77%	0	0.00%	0	0.00%	3	0.55%	6	1.11%	0	0.00%
0024908														
Election Day	0	0.00%	0	0.00%	0	0.00%	0	0.00%	0	0.00%	0	0.00%	0	0.00%
Vote by Mail	2	0.42%	14	2.91%	2	0.42%	1	0.21%	3	0.62%	3	0.62%	1	0.21%
Canvass	0	0.00%	0	0.00%	0	0.00%	0	0.00%	0	0.00%	0	0.00%	0	0.00%
Total	2	0.39%	14	2.72%	2	0.39%	1	0.19%	3	0.58%	3	0.58%	1	0.19%
0024927														
Election Day	0	0.00%	0	0.00%	1	2.78%	0	0.00%	1	2.78%	1	2.78%	0	0.00%
Vote by Mail	0	0.00%	15	2.61%	2	0.35%	0	0.00%	5	0.87%	1	0.17%	0	0.00%
Canvass	0	0.00%	0	0.00%	0	0.00%	0	0.00%	0	0.00%	0	0.00%	0	0.00%
Total	0	0.00%	15	2.45%	3	0.49%	0	0.00%	6	0.98%	2	0.33%	0	0.00%
0025040														
Election Day	0	0.00%	0	0.00%	0	0.00%	0	0.00%	0	0.00%	1	3.85%	0	0.00%
Vote by Mail	0	0.00%	11	3.70%	1	0.34%	1	0.34%	3	1.01%	0	0.00%	0	0.00%
Canvass	0	0.00%	0	0.00%	0	0.00%	0	0.00%	1	14.29%	0	0.00%	0	0.00%
Total	0	0.00%	11	3.33%	1	0.30%	1	0.30%	4	1.21%	1	0.30%	0	0.00%
0025076														
Election Day	0	0.00%	0	0.00%	0	0.00%	0	0.00%	1	2.70%	0	0.00%	0	0.00%
Vote by Mail	0	0.00%	23	3.95%	3	0.51%	2	0.34%	4	0.69%	3	0.51%	0	0.00%
Canvass	0	0.00%	0	0.00%	0	0.00%	0	0.00%	0	0.00%	0	0.00%	0	0.00%
Total	0	0.00%	23	3.68%	3	0.48%	2	0.32%	5	0.80%	3	0.48%	0	0.00%
0025155														
Election Day	0	0.00%	2	4.17%	0	0.00%	0	0.00%	0	0.00%	0	0.00%	0	0.00%
Vote by Mail	0	0.00%	21	3.29%	1	0.16%	0	0.00%	5	0.78%	1	0.16%	0	0.00%
Canvass	0	0.00%	0	0.00%	0	0.00%	0	0.00%	0	0.00%	0	0.00%	0	0.00%
Total	0	0.00%	23	3.31%	1	0.14%	0	0.00%	5	0.72%	1	0.14%	0	0.00%

Precinct	DAVID HILLBERG (REP)		JEFF HEWITT (LIB)		JOHN R. DRAKE (DEM)		LARRY A. ELDER (REP)		KEVIN PAFFRATH (DEM)		ADAM PAPAGAN (NPP)		ARMANDO "MANDO" PEREZ- SERRATO (DEM)	
0024874														
Election Day	0	0.00%	0	0.00%	0	0.00%	21	67.74%	0	0.00%	0	0.00%	0	0.00%
Vote by Mail	0	0.00%	8	1.58%	4	0.79%	218	43.17%	42	8.32%	0	0.00%	4	0.79%
Canvass	0	0.00%	0	0.00%	0	0.00%	3	50.00%	1	16.67%	0	0.00%	0	0.00%
Total	0	0.00%	8	1.48%	4	0.74%	242	44.65%	43	7.93%	0	0.00%	4	0.74%
0024908														
Election Day	0	0.00%	0	0.00%	0	0.00%	24	85.71%	0	0.00%	0	0.00%	3	10.71%
Vote by Mail	0	0.00%	8	1.66%	5	1.04%	183	38.05%	52	10.81%	0	0.00%	3	0.62%
Canvass	0	0.00%	0	0.00%	0	0.00%	1	16.67%	0	0.00%	0	0.00%	0	0.00%
Total	0	0.00%	8	1.55%	5	0.97%	208	40.39%	52	10.10%	0	0.00%	6	1.17%
0024927														
Election Day	0	0.00%	0	0.00%	0	0.00%	25	69.44%	1	2.78%	0	0.00%	0	0.00%
Vote by Mail	0	0.00%	9	1.57%	4	0.70%	288	50.09%	43	7.48%	0	0.00%	0	0.00%
Canvass	0	0.00%	0	0.00%	0	0.00%	1	50.00%	0	0.00%	0	0.00%	0	0.00%
Total	0	0.00%	9	1.47%	4	0.65%	314	51.22%	44	7.18%	0	0.00%	0	0.00%
0025040														
Election Day	0	0.00%	0	0.00%	0	0.00%	16	61.54%	0	0.00%	0	0.00%	1	3.85%
Vote by Mail	0	0.00%	4	1.35%	2	0.67%	123	41.41%	29	9.76%	0	0.00%	1	0.34%
Canvass	0	0.00%	0	0.00%	0	0.00%	4	57.14%	0	0.00%	0	0.00%	0	0.00%
Total	0	0.00%	4	1.21%	2	0.61%	143	43.33%	29	8.79%	0	0.00%	2	0.61%
0025076														
Election Day	0	0.00%	0	0.00%	0	0.00%	26	70.27%	0	0.00%	0	0.00%	0	0.00%
Vote by Mail	0	0.00%	3	0.51%	7	1.20%	299	51.29%	32	5.49%	0	0.00%	1	0.17%
Canvass	0	0.00%	0	0.00%	0	0.00%	4	80.00%	0	0.00%	0	0.00%	0	0.00%
Total	0	0.00%	3	0.48%	7	1.12%	329	52.64%	32	5.12%	0	0.00%	1	0.16%
0025155														
Election Day	0	0.00%	1	2.08%	0	0.00%	24	50.00%	1	2.08%	0	0.00%	0	0.00%
Vote by Mail	0	0.00%	6	0.94%	2	0.31%	326	51.02%	54	8.45%	1	0.16%	0	0.00%
Canvass	0	0.00%	0	0.00%	0	0.00%	1	14.29%	1	14.29%	0	0.00%	0	0.00%
Total	0	0.00%	7	1.01%	2	0.29%	351	50.58%	56	8.07%	1	0.14%	0	0.00%

Precinct	JOHN COX (REP)		HEATHER COLLINS (G-P)		DANIEL WATTS (DEM)		NICKOLAS WILDSTAR (REP)		SARAH STEPHENS (REP)		DENVER STONER (REP)		JOE M. SYMMON (REP)	
0024874														
Election Day	0	0.00%	1	3.23%	0	0.00%	0	0.00%	0	0.00%	0	0.00%	0	0.00%
Vote by Mail	15	2.97%	10	1.98%	15	2.97%	0	0.00%	4	0.79%	0	0.00%	0	0.00%
Canvass	0	0.00%	0	0.00%	0	0.00%	0	0.00%	0	0.00%	0	0.00%	0	0.00%
Total	15	2.77%	11	2.03%	15	2.77%	0	0.00%	4	0.74%	0	0.00%	0	0.00%
0024908														
Election Day	0	0.00%	0	0.00%	0	0.00%	0	0.00%	0	0.00%	0	0.00%	0	0.00%
Vote by Mail	12	2.49%	4	0.83%	13	2.70%	0	0.00%	1	0.21%	0	0.00%	0	0.00%
Canvass	0	0.00%	0	0.00%	0	0.00%	0	0.00%	0	0.00%	0	0.00%	0	0.00%
Total	12	2.33%	4	0.78%	13	2.52%	0	0.00%	1	0.19%	0	0.00%	0	0.00%
0024927														
Election Day	0	0.00%	0	0.00%	0	0.00%	0	0.00%	0	0.00%	0	0.00%	0	0.00%
Vote by Mail	18	3.13%	5	0.87%	15	2.61%	0	0.00%	0	0.00%	1	0.17%	0	0.00%
Canvass	0	0.00%	0	0.00%	0	0.00%	0	0.00%	0	0.00%	0	0.00%	0	0.00%
Total	18	2.94%	5	0.82%	15	2.45%	0	0.00%	0	0.00%	1	0.16%	0	0.00%
0025040														
Election Day	1	3.85%	0	0.00%	0	0.00%	0	0.00%	0	0.00%	0	0.00%	0	0.00%
Vote by Mail	16	5.39%	4	1.35%	8	2.69%	0	0.00%	0	0.00%	2	0.67%	0	0.00%
Canvass	0	0.00%	0	0.00%	0	0.00%	0	0.00%	0	0.00%	0	0.00%	0	0.00%
Total	17	5.15%	4	1.21%	8	2.42%	0	0.00%	0	0.00%	2	0.61%	0	0.00%
0025076														
Election Day	0	0.00%	0	0.00%	0	0.00%	0	0.00%	0	0.00%	0	0.00%	0	0.00%
Vote by Mail	18	3.09%	3	0.51%	21	3.60%	1	0.17%	0	0.00%	1	0.17%	0	0.00%
Canvass	0	0.00%	0	0.00%	0	0.00%	0	0.00%	0	0.00%	0	0.00%	0	0.00%
Total	18	2.88%	3	0.48%	21	3.36%	1	0.16%	0	0.00%	1	0.16%	0	0.00%
0025155														
Election Day	1	2.08%	0	0.00%	0	0.00%	0	0.00%	0	0.00%	0	0.00%	0	0.00%
Vote by Mail	35	5.48%	2	0.31%	14	2.19%	0	0.00%	0	0.00%	1	0.16%	0	0.00%
Canvass	0	0.00%	0	0.00%	1	14.29%	0	0.00%	0	0.00%	0	0.00%	0	0.00%
Total	36	5.19%	2	0.29%	15	2.16%	0	0.00%	0	0.00%	1	0.14%	0	0.00%

Precinct	MAJOR SINGH (NPP)		DOUG OSE (REP)		Write-in		Total Votes	ROXANNE Qualified Write In		STACY SMITH Qualified Write In		MAJOR WILLIAMS Qualified Write In	
0024874													
Election Day	0	0.00%	0	0.00%	0	0.00%	31	0	0.00%	0	0.00%	0	0.00%
Vote by Mail	0	0.00%	9	1.78%	0	0.00%	505	0	0.00%	0	0.00%	0	0.00%
Canvass	0	0.00%	0	0.00%	0	0.00%	6	0	0.00%	0	0.00%	0	0.00%
Total	0	0.00%	9	1.66%	0	0.00%	542	0	0.00%	0	0.00%	0	0.00%
0024908													
Election Day	0	0.00%	0	0.00%	0	0.00%	28	0	0.00%	0	0.00%	0	0.00%
Vote by Mail	0	0.00%	9	1.87%	0	0.00%	481	0	0.00%	0	0.00%	0	0.00%
Canvass	0	0.00%	0	0.00%	0	0.00%	6	0	0.00%	0	0.00%	0	0.00%
Total	0	0.00%	9	1.75%	0	0.00%	515	0	0.00%	0	0.00%	0	0.00%
0024927													
Election Day	0	0.00%	0	0.00%	0	0.00%	36	0	0.00%	0	0.00%	0	0.00%
Vote by Mail	1	0.17%	8	1.39%	0	0.00%	575	0	0.00%	0	0.00%	0	0.00%
Canvass	0	0.00%	0	0.00%	0	0.00%	2	0	0.00%	0	0.00%	0	0.00%
Total	1	0.16%	8	1.31%	0	0.00%	613	0	0.00%	0	0.00%	0	0.00%
0025040													
Election Day	0	0.00%	0	0.00%	0	0.00%	26	0	0.00%	0	0.00%	0	0.00%
Vote by Mail	1	0.34%	2	0.67%	2	0.67%	297	0	0.00%	0	0.00%	2	0.67%
Canvass	0	0.00%	1	14.29%	0	0.00%	7	0	0.00%	0	0.00%	0	0.00%
Total	1	0.30%	3	0.91%	2	0.61%	330	0	0.00%	0	0.00%	2	0.61%
0025076													
Election Day	0	0.00%	0	0.00%	0	0.00%	37	0	0.00%	0	0.00%	0	0.00%
Vote by Mail	1	0.17%	2	0.34%	1	0.17%	583	0	0.00%	0	0.00%	1	0.17%
Canvass	0	0.00%	0	0.00%	0	0.00%	5	0	0.00%	0	0.00%	0	0.00%
Total	1	0.16%	2	0.32%	1	0.16%	625	0	0.00%	0	0.00%	1	0.16%
0025155													
Election Day	0	0.00%	1	2.08%	0	0.00%	48	0	0.00%	0	0.00%	0	0.00%
Vote by Mail	0	0.00%	10	1.56%	3	0.47%	639	0	0.00%	0	0.00%	3	0.47%
Canvass	0	0.00%	0	0.00%	0	0.00%	7	0	0.00%	0	0.00%	0	0.00%
Total	0	0.00%	11	1.59%	3	0.43%	694	0	0.00%	0	0.00%	3	0.43%

Precinct	THUY E. HUGENS Qualified Write In		MIKI HABRYN Qualified Write In		VINCE LUNDGREN Qualified Write In		VIVEK B. MOHAN Qualified Write In	
0024874								
Election Day	0	0.00%	0	0.00%	0	0.00%	0	0.00%
Vote by Mail	0	0.00%	0	0.00%	0	0.00%	0	0.00%
Canvass	0	0.00%	0	0.00%	0	0.00%	0	0.00%
Total	0	0.00%	0	0.00%	0	0.00%	0	0.00%
0024908								
Election Day	0	0.00%	0	0.00%	0	0.00%	0	0.00%
Vote by Mail	0	0.00%	0	0.00%	0	0.00%	0	0.00%
Canvass	0	0.00%	0	0.00%	0	0.00%	0	0.00%
Total	0	0.00%	0	0.00%	0	0.00%	0	0.00%
0024927								
Election Day	0	0.00%	0	0.00%	0	0.00%	0	0.00%
Vote by Mail	0	0.00%	0	0.00%	0	0.00%	0	0.00%
Canvass	0	0.00%	0	0.00%	0	0.00%	0	0.00%
Total	0	0.00%	0	0.00%	0	0.00%	0	0.00%
0025040								
Election Day	0	0.00%	0	0.00%	0	0.00%	0	0.00%
Vote by Mail	0	0.00%	0	0.00%	0	0.00%	0	0.00%
Canvass	0	0.00%	0	0.00%	0	0.00%	0	0.00%
Total	0	0.00%	0	0.00%	0	0.00%	0	0.00%
0025076								
Election Day	0	0.00%	0	0.00%	0	0.00%	0	0.00%
Vote by Mail	0	0.00%	0	0.00%	0	0.00%	0	0.00%
Canvass	0	0.00%	0	0.00%	0	0.00%	0	0.00%
Total	0	0.00%	0	0.00%	0	0.00%	0	0.00%
0025155								
Election Day	0	0.00%	0	0.00%	0	0.00%	0	0.00%
Vote by Mail	0	0.00%	0	0.00%	0	0.00%	0	0.00%
Canvass	0	0.00%	0	0.00%	0	0.00%	0	0.00%
Total	0	0.00%	0	0.00%	0	0.00%	0	0.00%

Precinct	Times Cast	Registered Voters	Undervotes	Overvotes
0025432				
Election Day	38	1,839	10	0
Vote by Mail	1,041	1,839	424	6
Canvass	7	1,839	2	0
Total	1,086	1,839	436	6
0025493				
Election Day	35	1,706	4	0
Vote by Mail	1,170	1,706	429	3
Canvass	1	1,706	0	0
Total	1,206	1,706	433	3
0025560				
Election Day	31	1,749	1	0
Vote by Mail	1,164	1,749	443	4
Canvass	1	1,749	1	0
Total	1,196	1,749	445	4
0025588				
Election Day	37	1,771	2	0
Vote by Mail	1,326	1,771	461	2
Canvass	4	1,771	0	0
Total	1,367	1,771	463	2
0025703				
Election Day	19	1,526	4	0
Vote by Mail	1,131	1,526	480	3
Canvass	3	1,526	0	0
Total	1,153	1,526	484	3
0025789				
Election Day	52	1,954	9	0
Vote by Mail	1,283	1,954	483	6
Canvass	11	1,954	2	0
Total	1,346	1,954	494	6

Precinct	DAN KAPELOVITZ (G-P)		KEVIN K. KAUL (NPP)	
0025432				
Election Day	0	0.00%	0	0.00%
Vote by Mail	3	0.49%	0	0.00%
Canvass	0	0.00%	0	0.00%
Total	3	0.47%	0	0.00%
0025493				
Election Day	0	0.00%	0	0.00%
Vote by Mail	1	0.14%	0	0.00%
Canvass	0	0.00%	0	0.00%
Total	1	0.13%	0	0.00%
0025560				
Election Day	0	0.00%	0	0.00%
Vote by Mail	11	1.53%	0	0.00%
Canvass	0		0	
Total	11	1.47%	0	0.00%
0025588				
Election Day	0	0.00%	0	0.00%
Vote by Mail	2	0.23%	1	0.12%
Canvass	0	0.00%	0	0.00%
Total	2	0.22%	1	0.11%
0025703				
Election Day	0	0.00%	0	0.00%
Vote by Mail	7	1.08%	0	0.00%
Canvass	0	0.00%	0	0.00%
Total	7	1.05%	0	0.00%
0025789				
Election Day	0	0.00%	0	0.00%
Vote by Mail	10	1.26%	1	0.13%
Canvass	0	0.00%	0	0.00%
Total	10	1.18%	1	0.12%

Precinct	CHAUNCEY "SLIM" KILLENS (REP)		KEVIN KILEY (REP)		PATRICK KILPATRICK (DEM)		ANTHONY TRIMINO (REP)		JOEL VENTRESCA (DEM)		KEVIN L. FAULCONER (REP)		RHONDA FURIN (REP)	
0025432														
Election Day	0	0.00%	0	0.00%	0	0.00%	0	0.00%	1	3.57%	0	0.00%	0	0.00%
Vote by Mail	0	0.00%	39	6.38%	7	1.15%	0	0.00%	23	3.76%	55	9.00%	0	0.00%
Canvass	0	0.00%	0	0.00%	0	0.00%	0	0.00%	0	0.00%	0	0.00%	0	0.00%
Total	0	0.00%	39	6.06%	7	1.09%	0	0.00%	24	3.73%	55	8.54%	0	0.00%
0025493														
Election Day	0	0.00%	1	3.23%	0	0.00%	0	0.00%	0	0.00%	2	6.45%	0	0.00%
Vote by Mail	0	0.00%	36	4.88%	3	0.41%	2	0.27%	24	3.25%	74	10.03%	1	0.14%
Canvass	0	0.00%	0	0.00%	0	0.00%	0	0.00%	0	0.00%	0	0.00%	0	0.00%
Total	0	0.00%	37	4.81%	3	0.39%	2	0.26%	24	3.12%	76	9.87%	1	0.13%
0025560														
Election Day	0	0.00%	3	10.00%	0	0.00%	0	0.00%	0	0.00%	0	0.00%	0	0.00%
Vote by Mail	1	0.14%	40	5.58%	1	0.14%	3	0.42%	11	1.53%	68	9.48%	1	0.14%
Canvass	0		0		0		0		0		0		0	
Total	1	0.13%	43	5.76%	1	0.13%	3	0.40%	11	1.47%	68	9.10%	1	0.13%
0025588														
Election Day	0	0.00%	1	2.86%	0	0.00%	1	2.86%	0	0.00%	0	0.00%	0	0.00%
Vote by Mail	0	0.00%	67	7.76%	8	0.93%	1	0.12%	14	1.62%	99	11.47%	0	0.00%
Canvass	0	0.00%	0	0.00%	0	0.00%	0	0.00%	0	0.00%	1	25.00%	0	0.00%
Total	0	0.00%	68	7.54%	8	0.89%	2	0.22%	14	1.55%	100	11.09%	0	0.00%
0025703														
Election Day	0	0.00%	3	20.00%	0	0.00%	0	0.00%	0	0.00%	0	0.00%	0	0.00%
Vote by Mail	1	0.15%	45	6.94%	4	0.62%	0	0.00%	16	2.47%	112	17.28%	0	0.00%
Canvass	0	0.00%	1	33.33%	0	0.00%	0	0.00%	0	0.00%	0	0.00%	0	0.00%
Total	1	0.15%	49	7.36%	4	0.60%	0	0.00%	16	2.40%	112	16.82%	0	0.00%
0025789														
Election Day	0	0.00%	3	6.98%	0	0.00%	0	0.00%	1	2.33%	4	9.30%	0	0.00%
Vote by Mail	0	0.00%	46	5.79%	2	0.25%	2	0.25%	14	1.76%	72	9.07%	2	0.25%
Canvass	0	0.00%	2	22.22%	0	0.00%	0	0.00%	0	0.00%	0	0.00%	0	0.00%
Total	0	0.00%	51	6.03%	2	0.24%	2	0.24%	15	1.77%	76	8.98%	2	0.24%

Precinct	ROBERT C. NEWMAN II (REP)		DENNIS RICHTER (NPP)		BRANDON M. ROSS (DEM)		SAM L. GALLUCCI (REP)		TED GAINES (REP)		CAITLYN JENNER (REP)		LEO S. ZACKY (REP)	
0025432														
Election Day	0	0.00%	0	0.00%	3	10.71%	0	0.00%	0	0.00%	0	0.00%	0	0.00%
Vote by Mail	4	0.65%	1	0.16%	47	7.69%	2	0.33%	7	1.15%	12	1.96%	0	0.00%
Canvass	0	0.00%	0	0.00%	0	0.00%	0	0.00%	0	0.00%	0	0.00%	0	0.00%
Total	4	0.62%	1	0.16%	50	7.76%	2	0.31%	7	1.09%	12	1.86%	0	0.00%
0025493														
Election Day	2	6.45%	0	0.00%	0	0.00%	0	0.00%	0	0.00%	0	0.00%	0	0.00%
Vote by Mail	0	0.00%	1	0.14%	45	6.10%	0	0.00%	12	1.63%	7	0.95%	0	0.00%
Canvass	0	0.00%	0	0.00%	0	0.00%	0	0.00%	0	0.00%	0	0.00%	0	0.00%
Total	2	0.26%	1	0.13%	45	5.84%	0	0.00%	12	1.56%	7	0.91%	0	0.00%
0025560														
Election Day	0	0.00%	0	0.00%	1	3.33%	0	0.00%	0	0.00%	0	0.00%	0	0.00%
Vote by Mail	2	0.28%	2	0.28%	25	3.49%	0	0.00%	11	1.53%	9	1.26%	1	0.14%
Canvass	0		0		0		0		0		0		0	
Total	2	0.27%	2	0.27%	26	3.48%	0	0.00%	11	1.47%	9	1.20%	1	0.13%
0025588														
Election Day	0	0.00%	0	0.00%	2	5.71%	0	0.00%	0	0.00%	0	0.00%	0	0.00%
Vote by Mail	0	0.00%	2	0.23%	46	5.33%	0	0.00%	16	1.85%	8	0.93%	0	0.00%
Canvass	0	0.00%	0	0.00%	0	0.00%	0	0.00%	0	0.00%	1	25.00%	0	0.00%
Total	0	0.00%	2	0.22%	48	5.32%	0	0.00%	16	1.77%	9	1.00%	0	0.00%
0025703														
Election Day	0	0.00%	0	0.00%	1	6.67%	0	0.00%	1	6.67%	1	6.67%	0	0.00%
Vote by Mail	0	0.00%	0	0.00%	30	4.63%	0	0.00%	13	2.01%	7	1.08%	1	0.15%
Canvass	0	0.00%	0	0.00%	1	33.33%	0	0.00%	0	0.00%	0	0.00%	0	0.00%
Total	0	0.00%	0	0.00%	32	4.80%	0	0.00%	14	2.10%	8	1.20%	1	0.15%
0025789														
Election Day	0	0.00%	0	0.00%	2	4.65%	0	0.00%	0	0.00%	0	0.00%	0	0.00%
Vote by Mail	1	0.13%	1	0.13%	37	4.66%	0	0.00%	13	1.64%	7	0.88%	0	0.00%
Canvass	0	0.00%	0	0.00%	1	11.11%	0	0.00%	0	0.00%	0	0.00%	0	0.00%
Total	1	0.12%	1	0.12%	40	4.73%	0	0.00%	13	1.54%	7	0.83%	0	0.00%

Precinct	JENNY RAE LE ROUX (REP)		DAVID LOZANO (REP)		STEVE CHAVEZ LODGE (REP)		MICHAEL LOEBBS (NPP)		DENIS LUCEY (NPP)		DIEGO MARTINEZ (REP)		JEREMIAH "JEREMY" MARCINIAK (NPP)	
0025432														
Election Day	0	0.00%	0	0.00%	0	0.00%	0	0.00%	0	0.00%	0	0.00%	0	0.00%
Vote by Mail	1	0.16%	0	0.00%	0	0.00%	2	0.33%	1	0.16%	0	0.00%	0	0.00%
Canvass	0	0.00%	0	0.00%	0	0.00%	0	0.00%	0	0.00%	0	0.00%	0	0.00%
Total	1	0.16%	0	0.00%	0	0.00%	2	0.31%	1	0.16%	0	0.00%	0	0.00%
0025493														
Election Day	0	0.00%	0	0.00%	0	0.00%	0	0.00%	0	0.00%	0	0.00%	0	0.00%
Vote by Mail	0	0.00%	0	0.00%	4	0.54%	0	0.00%	1	0.14%	0	0.00%	0	0.00%
Canvass	0	0.00%	0	0.00%	1	100.00%	0	0.00%	0	0.00%	0	0.00%	0	0.00%
Total	0	0.00%	0	0.00%	5	0.65%	0	0.00%	1	0.13%	0	0.00%	0	0.00%
0025560														
Election Day	0	0.00%	0	0.00%	0	0.00%	0	0.00%	0	0.00%	0	0.00%	0	0.00%
Vote by Mail	0	0.00%	0	0.00%	0	0.00%	1	0.14%	0	0.00%	0	0.00%	0	0.00%
Canvass	0		0		0		0		0		0		0	
Total	0	0.00%	0	0.00%	0	0.00%	1	0.13%	0	0.00%	0	0.00%	0	0.00%
0025588														
Election Day	0	0.00%	0	0.00%	0	0.00%	0	0.00%	0	0.00%	0	0.00%	0	0.00%
Vote by Mail	0	0.00%	0	0.00%	1	0.12%	3	0.35%	0	0.00%	0	0.00%	0	0.00%
Canvass	0	0.00%	0	0.00%	0	0.00%	0	0.00%	0	0.00%	0	0.00%	0	0.00%
Total	0	0.00%	0	0.00%	1	0.11%	3	0.33%	0	0.00%	0	0.00%	0	0.00%
0025703														
Election Day	0	0.00%	0	0.00%	0	0.00%	0	0.00%	0	0.00%	0	0.00%	0	0.00%
Vote by Mail	0	0.00%	1	0.15%	0	0.00%	3	0.46%	0	0.00%	0	0.00%	2	0.31%
Canvass	0	0.00%	0	0.00%	0	0.00%	0	0.00%	0	0.00%	0	0.00%	0	0.00%
Total	0	0.00%	1	0.15%	0	0.00%	3	0.45%	0	0.00%	0	0.00%	2	0.30%
0025789														
Election Day	0	0.00%	0	0.00%	0	0.00%	0	0.00%	0	0.00%	0	0.00%	0	0.00%
Vote by Mail	1	0.13%	0	0.00%	1	0.13%	2	0.25%	0	0.00%	1	0.13%	0	0.00%
Canvass	0	0.00%	0	0.00%	0	0.00%	0	0.00%	0	0.00%	0	0.00%	0	0.00%
Total	1	0.12%	0	0.00%	1	0.12%	2	0.24%	0	0.00%	1	0.12%	0	0.00%

Precinct	DANIEL MERCURI (REP)		JACQUELINE MCGOWAN (DEM)		DAVID MOORE (NPP)		DAVID ALEXANDER BRAMANTE (REP)		HOLLY L. BAADE (DEM)		ANGELYNE (NPP)		JAMES G. HANINK (NPP)	
0025432														
Election Day	0	0.00%	0	0.00%	0	0.00%	0	0.00%	0	0.00%	0	0.00%	0	0.00%
Vote by Mail	0	0.00%	18	2.95%	3	0.49%	1	0.16%	8	1.31%	1	0.16%	0	0.00%
Canvass	0	0.00%	0	0.00%	0	0.00%	0	0.00%	1	20.00%	0	0.00%	0	0.00%
Total	0	0.00%	18	2.80%	3	0.47%	1	0.16%	9	1.40%	1	0.16%	0	0.00%
0025493														
Election Day	0	0.00%	0	0.00%	0	0.00%	0	0.00%	0	0.00%	0	0.00%	0	0.00%
Vote by Mail	1	0.14%	13	1.76%	0	0.00%	0	0.00%	4	0.54%	7	0.95%	1	0.14%
Canvass	0	0.00%	0	0.00%	0	0.00%	0	0.00%	0	0.00%	0	0.00%	0	0.00%
Total	1	0.13%	13	1.69%	0	0.00%	0	0.00%	4	0.52%	7	0.91%	1	0.13%
0025560														
Election Day	0	0.00%	0	0.00%	0	0.00%	0	0.00%	0	0.00%	0	0.00%	0	0.00%
Vote by Mail	0	0.00%	20	2.79%	1	0.14%	1	0.14%	9	1.26%	5	0.70%	0	0.00%
Canvass	0		0		0		0		0		0		0	
Total	0	0.00%	20	2.68%	1	0.13%	1	0.13%	9	1.20%	5	0.67%	0	0.00%
0025588														
Election Day	0	0.00%	0	0.00%	0	0.00%	0	0.00%	0	0.00%	0	0.00%	0	0.00%
Vote by Mail	0	0.00%	20	2.32%	1	0.12%	0	0.00%	5	0.58%	2	0.23%	1	0.12%
Canvass	0	0.00%	0	0.00%	0	0.00%	0	0.00%	0	0.00%	0	0.00%	0	0.00%
Total	0	0.00%	20	2.22%	1	0.11%	0	0.00%	5	0.55%	2	0.22%	1	0.11%
0025703														
Election Day	0	0.00%	0	0.00%	0	0.00%	0	0.00%	0	0.00%	0	0.00%	0	0.00%
Vote by Mail	0	0.00%	13	2.01%	4	0.62%	0	0.00%	6	0.93%	4	0.62%	0	0.00%
Canvass	0	0.00%	0	0.00%	0	0.00%	0	0.00%	0	0.00%	0	0.00%	0	0.00%
Total	0	0.00%	13	1.95%	4	0.60%	0	0.00%	6	0.90%	4	0.60%	0	0.00%
0025789														
Election Day	0	0.00%	0	0.00%	0	0.00%	0	0.00%	0	0.00%	0	0.00%	0	0.00%
Vote by Mail	1	0.13%	18	2.27%	3	0.38%	0	0.00%	8	1.01%	2	0.25%	0	0.00%
Canvass	0	0.00%	1	11.11%	0	0.00%	0	0.00%	0	0.00%	0	0.00%	0	0.00%
Total	1	0.12%	19	2.25%	3	0.35%	0	0.00%	8	0.95%	2	0.24%	0	0.00%

Precinct	DAVID HILLBERG (REP)		JEFF HEWITT (LIB)		JOHN R. DRAKE (DEM)		LARRY A. ELDER (REP)		KEVIN PAFFRATH (DEM)		ADAM PAPAGAN (NPP)		ARMANDO "MANDO" PEREZ- SERRATO (DEM)	
0025432														
Election Day	0	0.00%	0	0.00%	0	0.00%	20	71.43%	2	7.14%	0	0.00%	0	0.00%
Vote by Mail	0	0.00%	8	1.31%	4	0.65%	245	40.10%	60	9.82%	2	0.33%	10	1.64%
Canvass	0	0.00%	0	0.00%	0	0.00%	3	60.00%	0	0.00%	0	0.00%	0	0.00%
Total	0	0.00%	8	1.24%	4	0.62%	268	41.61%	62	9.63%	2	0.31%	10	1.55%
0025493														
Election Day	0	0.00%	0	0.00%	0	0.00%	26	83.87%	0	0.00%	0	0.00%	0	0.00%
Vote by Mail	0	0.00%	6	0.81%	6	0.81%	351	47.56%	74	10.03%	1	0.14%	2	0.27%
Canvass	0	0.00%	0	0.00%	0	0.00%	0	0.00%	0	0.00%	0	0.00%	0	0.00%
Total	0	0.00%	6	0.78%	6	0.78%	377	48.96%	74	9.61%	1	0.13%	2	0.26%
0025560														
Election Day	0	0.00%	0	0.00%	0	0.00%	23	76.67%	1	3.33%	0	0.00%	0	0.00%
Vote by Mail	0	0.00%	3	0.42%	2	0.28%	354	49.37%	70	9.76%	0	0.00%	2	0.28%
Canvass	0	0.00%	0	0.00%	0	0.00%	0	0.00%	0	0.00%	0	0.00%	0	0.00%
Total	0	0.00%	3	0.40%	2	0.27%	377	50.47%	71	9.50%	0	0.00%	2	0.27%
0025588														
Election Day	0	0.00%	0	0.00%	0	0.00%	30	85.71%	0	0.00%	0	0.00%	0	0.00%
Vote by Mail	0	0.00%	8	0.93%	12	1.39%	396	45.89%	76	8.81%	0	0.00%	5	0.58%
Canvass	0	0.00%	0	0.00%	0	0.00%	2	50.00%	0	0.00%	0	0.00%	0	0.00%
Total	0	0.00%	8	0.89%	12	1.33%	428	47.45%	76	8.43%	0	0.00%	5	0.55%
0025703														
Election Day	0	0.00%	0	0.00%	0	0.00%	9	60.00%	0	0.00%	0	0.00%	0	0.00%
Vote by Mail	0	0.00%	2	0.31%	8	1.23%	270	41.67%	48	7.41%	0	0.00%	1	0.15%
Canvass	0	0.00%	0	0.00%	0	0.00%	1	33.33%	0	0.00%	0	0.00%	0	0.00%
Total	0	0.00%	2	0.30%	8	1.20%	280	42.04%	48	7.21%	0	0.00%	1	0.15%
0025789														
Election Day	0	0.00%	0	0.00%	0	0.00%	28	65.12%	1	2.33%	0	0.00%	0	0.00%
Vote by Mail	1	0.13%	6	0.76%	4	0.50%	382	48.11%	73	9.19%	0	0.00%	3	0.38%
Canvass	0	0.00%	0	0.00%	0	0.00%	4	44.44%	0	0.00%	0	0.00%	0	0.00%
Total	1	0.12%	6	0.71%	4	0.47%	414	48.94%	74	8.75%	0	0.00%	3	0.35%

Precinct	JOHN COX (REP)		HEATHER COLLINS (G-P)		DANIEL WATTS (DEM)		NICKOLAS WILDSTAR (REP)		SARAH STEPHENS (REP)		DENVER STONER (REP)		JOE M. SYMMON (REP)	
0025432														
Election Day	0	0.00%	0	0.00%	2	7.14%	0	0.00%	0	0.00%	0	0.00%	0	0.00%
Vote by Mail	23	3.76%	2	0.33%	15	2.45%	0	0.00%	0	0.00%	0	0.00%	0	0.00%
Canvass	0	0.00%	0	0.00%	1	20.00%	0	0.00%	0	0.00%	0	0.00%	0	0.00%
Total	23	3.57%	2	0.31%	18	2.80%	0	0.00%	0	0.00%	0	0.00%	0	0.00%
0025493														
Election Day	0	0.00%	0	0.00%	0	0.00%	0	0.00%	0	0.00%	0	0.00%	0	0.00%
Vote by Mail	27	3.66%	5	0.68%	20	2.71%	0	0.00%	0	0.00%	0	0.00%	1	0.14%
Canvass	0	0.00%	0	0.00%	0	0.00%	0	0.00%	0	0.00%	0	0.00%	0	0.00%
Total	27	3.51%	5	0.65%	20	2.60%	0	0.00%	0	0.00%	0	0.00%	1	0.13%
0025560														
Election Day	2	6.67%	0	0.00%	0	0.00%	0	0.00%	0	0.00%	0	0.00%	0	0.00%
Vote by Mail	31	4.32%	5	0.70%	14	1.95%	0	0.00%	1	0.14%	1	0.14%	0	0.00%
Canvass	0	0.00%	0	0.00%	0	0.00%	0	0.00%	0	0.00%	0	0.00%	0	0.00%
Total	33	4.42%	5	0.67%	14	1.87%	0	0.00%	1	0.13%	1	0.13%	0	0.00%
0025588														
Election Day	0	0.00%	0	0.00%	0	0.00%	0	0.00%	0	0.00%	0	0.00%	0	0.00%
Vote by Mail	23	2.67%	6	0.70%	26	3.01%	0	0.00%	3	0.35%	1	0.12%	0	0.00%
Canvass	0	0.00%	0	0.00%	0	0.00%	0	0.00%	0	0.00%	0	0.00%	0	0.00%
Total	23	2.55%	6	0.67%	26	2.88%	0	0.00%	3	0.33%	1	0.11%	0	0.00%
0025703														
Election Day	0	0.00%	0	0.00%	0	0.00%	0	0.00%	0	0.00%	0	0.00%	0	0.00%
Vote by Mail	31	4.78%	2	0.31%	5	0.77%	0	0.00%	2	0.31%	0	0.00%	1	0.15%
Canvass	0	0.00%	0	0.00%	0	0.00%	0	0.00%	0	0.00%	0	0.00%	0	0.00%
Total	31	4.65%	2	0.30%	5	0.75%	0	0.00%	2	0.30%	0	0.00%	1	0.15%
0025789														
Election Day	3	6.98%	0	0.00%	0	0.00%	0	0.00%	0	0.00%	0	0.00%	0	0.00%
Vote by Mail	40	5.04%	3	0.38%	24	3.02%	0	0.00%	2	0.25%	2	0.25%	0	0.00%
Canvass	0	0.00%	1	11.11%	0	0.00%	0	0.00%	0	0.00%	0	0.00%	0	0.00%
Total	43	5.08%	4	0.47%	24	2.84%	0	0.00%	2	0.24%	2	0.24%	0	0.00%

Precinct	MAJOR SINGH (NPP)		DOUG OSE (REP)		Write-in		Total Votes	ROXANNE Qualified Write In		STACY SMITH Qualified Write In		MAJOR WILLIAMS Qualified Write In	
0025432													
Election Day	0	0.00%	0	0.00%	0	0.00%	28	0	0.00%	0	0.00%	0	0.00%
Vote by Mail	0	0.00%	7	1.15%	0	0.00%	611	0	0.00%	0	0.00%	0	0.00%
Canvass	0	0.00%	0	0.00%	0	0.00%	5	0	0.00%	0	0.00%	0	0.00%
Total	0	0.00%	7	1.09%	0	0.00%	644	0	0.00%	0	0.00%	0	0.00%
0025493													
Election Day	0	0.00%	0	0.00%	0	0.00%	31	0	0.00%	0	0.00%	0	0.00%
Vote by Mail	0	0.00%	8	1.08%	0	0.00%	738	0	0.00%	0	0.00%	0	0.00%
Canvass	0	0.00%	0	0.00%	0	0.00%	1	0	0.00%	0	0.00%	0	0.00%
Total	0	0.00%	8	1.04%	0	0.00%	770	0	0.00%	0	0.00%	0	0.00%
0025560													
Election Day	0	0.00%	0	0.00%	0	0.00%	30	0	0.00%	0	0.00%	0	0.00%
Vote by Mail	0	0.00%	11	1.53%	0	0.00%	717	0	0.00%	0	0.00%	0	0.00%
Canvass	0		0		0		0	0		0		0	
Total	0	0.00%	11	1.47%	0	0.00%	747	0	0.00%	0	0.00%	0	0.00%
0025588													
Election Day	0	0.00%	0	0.00%	1	2.86%	35	0	0.00%	0	0.00%	1	2.86%
Vote by Mail	2	0.23%	8	0.93%	0	0.00%	863	0	0.00%	0	0.00%	0	0.00%
Canvass	0	0.00%	0	0.00%	0	0.00%	4	0	0.00%	0	0.00%	0	0.00%
Total	2	0.22%	8	0.89%	1	0.11%	902	0	0.00%	0	0.00%	1	0.11%
0025703													
Election Day	0	0.00%	0	0.00%	0	0.00%	15	0	0.00%	0	0.00%	0	0.00%
Vote by Mail	0	0.00%	8	1.23%	1	0.15%	648	0	0.00%	0	0.00%	1	0.15%
Canvass	0	0.00%	0	0.00%	0	0.00%	3	0	0.00%	0	0.00%	0	0.00%
Total	0	0.00%	8	1.20%	1	0.15%	666	0	0.00%	0	0.00%	1	0.15%
0025789													
Election Day	0	0.00%	1	2.33%	0	0.00%	43	0	0.00%	0	0.00%	0	0.00%
Vote by Mail	0	0.00%	9	1.13%	0	0.00%	794	0	0.00%	0	0.00%	0	0.00%
Canvass	0	0.00%	0	0.00%	0	0.00%	9	0	0.00%	0	0.00%	0	0.00%
Total	0	0.00%	10	1.18%	0	0.00%	846	0	0.00%	0	0.00%	0	0.00%

Precinct	THUY E. HUGENS Qualified Write In		MIKI HABRYN Qualified Write In		VINCE LUNDGREN Qualified Write In		VIVEK B. MOHAN Qualified Write In	
0025432								
Election Day	0	0.00%	0	0.00%	0	0.00%	0	0.00%
Vote by Mail	0	0.00%	0	0.00%	0	0.00%	0	0.00%
Canvass	0	0.00%	0	0.00%	0	0.00%	0	0.00%
Total	0	0.00%	0	0.00%	0	0.00%	0	0.00%
0025493								
Election Day	0	0.00%	0	0.00%	0	0.00%	0	0.00%
Vote by Mail	0	0.00%	0	0.00%	0	0.00%	0	0.00%
Canvass	0	0.00%	0	0.00%	0	0.00%	0	0.00%
Total	0	0.00%	0	0.00%	0	0.00%	0	0.00%
0025560								
Election Day	0	0.00%	0	0.00%	0	0.00%	0	0.00%
Vote by Mail	0	0.00%	0	0.00%	0	0.00%	0	0.00%
Canvass	0		0		0		0	
Total	0	0.00%	0	0.00%	0	0.00%	0	0.00%
0025588								
Election Day	0	0.00%	0	0.00%	0	0.00%	0	0.00%
Vote by Mail	0	0.00%	0	0.00%	0	0.00%	0	0.00%
Canvass	0	0.00%	0	0.00%	0	0.00%	0	0.00%
Total	0	0.00%	0	0.00%	0	0.00%	0	0.00%
0025703								
Election Day	0	0.00%	0	0.00%	0	0.00%	0	0.00%
Vote by Mail	0	0.00%	0	0.00%	0	0.00%	0	0.00%
Canvass	0	0.00%	0	0.00%	0	0.00%	0	0.00%
Total	0	0.00%	0	0.00%	0	0.00%	0	0.00%
0025789								
Election Day	0	0.00%	0	0.00%	0	0.00%	0	0.00%
Vote by Mail	0	0.00%	0	0.00%	0	0.00%	0	0.00%
Canvass	0	0.00%	0	0.00%	0	0.00%	0	0.00%
Total	0	0.00%	0	0.00%	0	0.00%	0	0.00%

Precinct	Times Cast	Registered Voters	Undervotes	Overvotes
0025919				
Election Day	44	1,470	3	0
Vote by Mail	1,002	1,470	354	0
Canvass	6	1,470	1	0
Total	1,052	1,470	358	0
0025935				
Election Day	47	1,411	2	0
Vote by Mail	960	1,411	357	1
Canvass	6	1,411	1	0
Total	1,013	1,411	360	1
0025990				
Election Day	38	1,651	3	0
Vote by Mail	926	1,651	377	1
Canvass	6	1,651	1	0
Total	970	1,651	381	1
0026069				
Election Day	42	1,530	4	0
Vote by Mail	925	1,530	366	2
Canvass	4	1,530	0	0
Total	971	1,530	370	2
0026145				
Election Day	53	1,470	5	0
Vote by Mail	957	1,470	302	2
Canvass	6	1,470	0	0
Total	1,016	1,470	307	2
0026180				
Election Day	46	1,422	7	0
Vote by Mail	861	1,422	299	0
Canvass	6	1,422	1	0
Total	913	1,422	307	0

Precinct	DAN KAPELOVITZ (G-P)		KEVIN K. KAUL (NPP)	
0025919				
Election Day	0	0.00%	0	0.00%
Vote by Mail	6	0.93%	0	0.00%
Canvass	0	0.00%	0	0.00%
Total	6	0.86%	0	0.00%
0025935				
Election Day	0	0.00%	0	0.00%
Vote by Mail	6	1.00%	0	0.00%
Canvass	0	0.00%	0	0.00%
Total	6	0.92%	0	0.00%
0025990				
Election Day	0	0.00%	0	0.00%
Vote by Mail	4	0.73%	2	0.36%
Canvass	1	20.00%	0	0.00%
Total	5	0.85%	2	0.34%
0026069				
Election Day	0	0.00%	0	0.00%
Vote by Mail	1	0.18%	0	0.00%
Canvass	0	0.00%	0	0.00%
Total	1	0.17%	0	0.00%
0026145				
Election Day	0	0.00%	0	0.00%
Vote by Mail	2	0.31%	0	0.00%
Canvass	0	0.00%	0	0.00%
Total	2	0.28%	0	0.00%
0026180				
Election Day	0	0.00%	0	0.00%
Vote by Mail	3	0.53%	0	0.00%
Canvass	0	0.00%	0	0.00%
Total	3	0.50%	0	0.00%

Precinct	CHAUNCEY "SLIM" KILLENS (REP)		KEVIN KILEY (REP)		PATRICK KILPATRICK (DEM)		ANTHONY TRIMINO (REP)		JOEL VENTRESCA (DEM)		KEVIN L. FAULCONER (REP)		RHONDA FURIN (REP)	
0025919														
Election Day	0	0.00%	1	2.44%	0	0.00%	0	0.00%	1	2.44%	1	2.44%	0	0.00%
Vote by Mail	0	0.00%	35	5.40%	0	0.00%	0	0.00%	14	2.16%	103	15.90%	0	0.00%
Canvass	0	0.00%	0	0.00%	0	0.00%	0	0.00%	0	0.00%	1	20.00%	0	0.00%
Total	0	0.00%	36	5.19%	0	0.00%	0	0.00%	15	2.16%	105	15.13%	0	0.00%
0025935														
Election Day	0	0.00%	4	8.89%	0	0.00%	2	4.44%	0	0.00%	0	0.00%	0	0.00%
Vote by Mail	0	0.00%	38	6.31%	4	0.66%	1	0.17%	13	2.16%	69	11.46%	0	0.00%
Canvass	0	0.00%	1	20.00%	0	0.00%	0	0.00%	0	0.00%	0	0.00%	0	0.00%
Total	0	0.00%	43	6.60%	4	0.61%	3	0.46%	13	1.99%	69	10.58%	0	0.00%
0025990														
Election Day	0	0.00%	0	0.00%	0	0.00%	0	0.00%	0	0.00%	1	2.86%	0	0.00%
Vote by Mail	1	0.18%	28	5.11%	13	2.37%	1	0.18%	20	3.65%	52	9.49%	1	0.18%
Canvass	0	0.00%	0	0.00%	0	0.00%	0	0.00%	0	0.00%	0	0.00%	0	0.00%
Total	1	0.17%	28	4.76%	13	2.21%	1	0.17%	20	3.40%	53	9.01%	1	0.17%
0026069														
Election Day	0	0.00%	3	7.89%	0	0.00%	0	0.00%	0	0.00%	1	2.63%	0	0.00%
Vote by Mail	1	0.18%	37	6.64%	3	0.54%	0	0.00%	5	0.90%	51	9.16%	3	0.54%
Canvass	0	0.00%	0	0.00%	0	0.00%	0	0.00%	0	0.00%	0	0.00%	0	0.00%
Total	1	0.17%	40	6.68%	3	0.50%	0	0.00%	5	0.83%	52	8.68%	3	0.50%
0026145														
Election Day	0	0.00%	6	12.50%	0	0.00%	2	4.17%	0	0.00%	2	4.17%	0	0.00%
Vote by Mail	0	0.00%	49	7.50%	7	1.07%	1	0.15%	15	2.30%	68	10.41%	1	0.15%
Canvass	0	0.00%	0	0.00%	0	0.00%	0	0.00%	0	0.00%	0	0.00%	0	0.00%
Total	0	0.00%	55	7.78%	7	0.99%	3	0.42%	15	2.12%	70	9.90%	1	0.14%
0026180														
Election Day	0	0.00%	3	7.69%	0	0.00%	0	0.00%	0	0.00%	2	5.13%	0	0.00%
Vote by Mail	1	0.18%	51	9.07%	2	0.36%	0	0.00%	7	1.25%	48	8.54%	0	0.00%
Canvass	0	0.00%	0	0.00%	0	0.00%	0	0.00%	0	0.00%	0	0.00%	0	0.00%
Total	1	0.17%	54	8.91%	2	0.33%	0	0.00%	7	1.16%	50	8.25%	0	0.00%

Precinct	ROBERT C. NEWMAN II (REP)		DENNIS RICHTER (NPP)		BRANDON M. ROSS (DEM)		SAM L. GALLUCCI (REP)		TED GAINES (REP)		CAITLYN JENNER (REP)		LEO S. ZACKY (REP)	
0025919														
Election Day	0	0.00%	0	0.00%	0	0.00%	1	2.44%	0	0.00%	1	2.44%	0	0.00%
Vote by Mail	0	0.00%	1	0.15%	35	5.40%	0	0.00%	6	0.93%	7	1.08%	0	0.00%
Canvass	0	0.00%	0	0.00%	0	0.00%	0	0.00%	0	0.00%	1	20.00%	0	0.00%
Total	0	0.00%	1	0.14%	35	5.04%	1	0.14%	6	0.86%	9	1.30%	0	0.00%
0025935														
Election Day	0	0.00%	0	0.00%	1	2.22%	0	0.00%	0	0.00%	0	0.00%	0	0.00%
Vote by Mail	1	0.17%	2	0.33%	31	5.15%	2	0.33%	17	2.82%	4	0.66%	0	0.00%
Canvass	0	0.00%	0	0.00%	0	0.00%	0	0.00%	0	0.00%	0	0.00%	0	0.00%
Total	1	0.15%	2	0.31%	32	4.91%	2	0.31%	17	2.61%	4	0.61%	0	0.00%
0025990														
Election Day	1	2.86%	0	0.00%	2	5.71%	0	0.00%	0	0.00%	0	0.00%	0	0.00%
Vote by Mail	0	0.00%	1	0.18%	34	6.20%	1	0.18%	11	2.01%	5	0.91%	3	0.55%
Canvass	0	0.00%	0	0.00%	1	20.00%	0	0.00%	0	0.00%	0	0.00%	0	0.00%
Total	1	0.17%	1	0.17%	37	6.29%	1	0.17%	11	1.87%	5	0.85%	3	0.51%
0026069														
Election Day	0	0.00%	0	0.00%	0	0.00%	0	0.00%	0	0.00%	0	0.00%	0	0.00%
Vote by Mail	0	0.00%	0	0.00%	20	3.59%	0	0.00%	12	2.15%	15	2.69%	0	0.00%
Canvass	0	0.00%	1	25.00%	0	0.00%	0	0.00%	0	0.00%	0	0.00%	0	0.00%
Total	0	0.00%	1	0.17%	20	3.34%	0	0.00%	12	2.00%	15	2.50%	0	0.00%
0026145														
Election Day	0	0.00%	0	0.00%	3	6.25%	0	0.00%	2	4.17%	0	0.00%	0	0.00%
Vote by Mail	0	0.00%	2	0.31%	20	3.06%	4	0.61%	16	2.45%	8	1.23%	0	0.00%
Canvass	0	0.00%	0	0.00%	0	0.00%	0	0.00%	0	0.00%	0	0.00%	0	0.00%
Total	0	0.00%	2	0.28%	23	3.25%	4	0.57%	18	2.55%	8	1.13%	0	0.00%
0026180														
Election Day	0	0.00%	0	0.00%	0	0.00%	0	0.00%	0	0.00%	0	0.00%	0	0.00%
Vote by Mail	0	0.00%	0	0.00%	11	1.96%	0	0.00%	5	0.89%	10	1.78%	0	0.00%
Canvass	0	0.00%	0	0.00%	0	0.00%	0	0.00%	0	0.00%	0	0.00%	0	0.00%
Total	0	0.00%	0	0.00%	11	1.82%	0	0.00%	5	0.83%	10	1.65%	0	0.00%

Precinct	JENNY RAE LE ROUX (REP)		DAVID LOZANO (REP)		STEVE CHAVEZ LODGE (REP)		MICHAEL LOEBBS (NPP)		DENIS LUCEY (NPP)		DIEGO MARTINEZ (REP)		JEREMIAH "JEREMY" MARCINIAK (NPP)	
0025919														
Election Day	1	2.44%	0	0.00%	0	0.00%	0	0.00%	0	0.00%	0	0.00%	0	0.00%
Vote by Mail	1	0.15%	0	0.00%	1	0.15%	0	0.00%	0	0.00%	0	0.00%	0	0.00%
Canvass	0	0.00%	0	0.00%	0	0.00%	0	0.00%	0	0.00%	0	0.00%	0	0.00%
Total	2	0.29%	0	0.00%	1	0.14%	0	0.00%	0	0.00%	0	0.00%	0	0.00%
0025935														
Election Day	0	0.00%	0	0.00%	0	0.00%	1	2.22%	0	0.00%	0	0.00%	0	0.00%
Vote by Mail	1	0.17%	1	0.17%	0	0.00%	0	0.00%	0	0.00%	0	0.00%	0	0.00%
Canvass	0	0.00%	0	0.00%	0	0.00%	0	0.00%	0	0.00%	0	0.00%	0	0.00%
Total	1	0.15%	1	0.15%	0	0.00%	1	0.15%	0	0.00%	0	0.00%	0	0.00%
0025990														
Election Day	0	0.00%	0	0.00%	0	0.00%	0	0.00%	0	0.00%	0	0.00%	0	0.00%
Vote by Mail	4	0.73%	0	0.00%	8	1.46%	1	0.18%	0	0.00%	0	0.00%	0	0.00%
Canvass	0	0.00%	0	0.00%	0	0.00%	0	0.00%	0	0.00%	0	0.00%	0	0.00%
Total	4	0.68%	0	0.00%	8	1.36%	1	0.17%	0	0.00%	0	0.00%	0	0.00%
0026069														
Election Day	0	0.00%	0	0.00%	0	0.00%	0	0.00%	0	0.00%	0	0.00%	0	0.00%
Vote by Mail	0	0.00%	0	0.00%	1	0.18%	1	0.18%	0	0.00%	1	0.18%	0	0.00%
Canvass	0	0.00%	0	0.00%	0	0.00%	0	0.00%	0	0.00%	0	0.00%	0	0.00%
Total	0	0.00%	0	0.00%	1	0.17%	1	0.17%	0	0.00%	1	0.17%	0	0.00%
0026145														
Election Day	0	0.00%	0	0.00%	0	0.00%	0	0.00%	0	0.00%	1	2.08%	0	0.00%
Vote by Mail	4	0.61%	0	0.00%	3	0.46%	0	0.00%	0	0.00%	1	0.15%	0	0.00%
Canvass	0	0.00%	0	0.00%	0	0.00%	0	0.00%	0	0.00%	0	0.00%	0	0.00%
Total	4	0.57%	0	0.00%	3	0.42%	0	0.00%	0	0.00%	2	0.28%	0	0.00%
0026180														
Election Day	0	0.00%	0	0.00%	0	0.00%	0	0.00%	0	0.00%	0	0.00%	0	0.00%
Vote by Mail	1	0.18%	1	0.18%	2	0.36%	1	0.18%	0	0.00%	1	0.18%	0	0.00%
Canvass	0	0.00%	0	0.00%	0	0.00%	0	0.00%	0	0.00%	0	0.00%	0	0.00%
Total	1	0.17%	1	0.17%	2	0.33%	1	0.17%	0	0.00%	1	0.17%	0	0.00%

Precinct	DANIEL MERCURI (REP)		JACQUELINE MCGOWAN (DEM)		DAVID MOORE (NPP)		DAVID ALEXANDER BRAMANTE (REP)		HOLLY L. BAADE (DEM)		ANGELYNE (NPP)		JAMES G. HANINK (NPP)	
0025919														
Election Day	0	0.00%	2	4.88%	1	2.44%	0	0.00%	0	0.00%	0	0.00%	0	0.00%
Vote by Mail	1	0.15%	22	3.40%	2	0.31%	0	0.00%	6	0.93%	0	0.00%	2	0.31%
Canvass	0	0.00%	0	0.00%	1	20.00%	0	0.00%	0	0.00%	0	0.00%	0	0.00%
Total	1	0.14%	24	3.46%	4	0.58%	0	0.00%	6	0.86%	0	0.00%	2	0.29%
0025935														
Election Day	0	0.00%	0	0.00%	0	0.00%	0	0.00%	0	0.00%	1	2.22%	0	0.00%
Vote by Mail	0	0.00%	12	1.99%	0	0.00%	0	0.00%	1	0.17%	1	0.17%	3	0.50%
Canvass	0	0.00%	0	0.00%	0	0.00%	0	0.00%	0	0.00%	0	0.00%	0	0.00%
Total	0	0.00%	12	1.84%	0	0.00%	0	0.00%	1	0.15%	2	0.31%	3	0.46%
0025990														
Election Day	0	0.00%	0	0.00%	0	0.00%	0	0.00%	0	0.00%	0	0.00%	0	0.00%
Vote by Mail	0	0.00%	13	2.37%	0	0.00%	0	0.00%	2	0.36%	2	0.36%	0	0.00%
Canvass	0	0.00%	0	0.00%	0	0.00%	0	0.00%	0	0.00%	0	0.00%	0	0.00%
Total	0	0.00%	13	2.21%	0	0.00%	0	0.00%	2	0.34%	2	0.34%	0	0.00%
0026069														
Election Day	0	0.00%	0	0.00%	0	0.00%	0	0.00%	0	0.00%	0	0.00%	0	0.00%
Vote by Mail	1	0.18%	16	2.87%	2	0.36%	0	0.00%	9	1.62%	2	0.36%	1	0.18%
Canvass	0	0.00%	0	0.00%	0	0.00%	0	0.00%	0	0.00%	0	0.00%	0	0.00%
Total	1	0.17%	16	2.67%	2	0.33%	0	0.00%	9	1.50%	2	0.33%	1	0.17%
0026145														
Election Day	0	0.00%	1	2.08%	0	0.00%	1	2.08%	0	0.00%	0	0.00%	0	0.00%
Vote by Mail	0	0.00%	15	2.30%	3	0.46%	2	0.31%	2	0.31%	2	0.31%	0	0.00%
Canvass	0	0.00%	0	0.00%	0	0.00%	0	0.00%	0	0.00%	0	0.00%	0	0.00%
Total	0	0.00%	16	2.26%	3	0.42%	3	0.42%	2	0.28%	2	0.28%	0	0.00%
0026180														
Election Day	0	0.00%	0	0.00%	0	0.00%	0	0.00%	0	0.00%	0	0.00%	0	0.00%
Vote by Mail	0	0.00%	9	1.60%	5	0.89%	1	0.18%	7	1.25%	0	0.00%	0	0.00%
Canvass	0	0.00%	0	0.00%	0	0.00%	0	0.00%	0	0.00%	0	0.00%	0	0.00%
Total	0	0.00%	9	1.49%	5	0.83%	1	0.17%	7	1.16%	0	0.00%	0	0.00%

Precinct	DAVID HILLBERG (REP)		JEFF HEWITT (LIB)		JOHN R. DRAKE (DEM)		LARRY A. ELDER (REP)		KEVIN PAFFRATH (DEM)		ADAM PAPAGAN (NPP)		ARMANDO "MANDO" PEREZ- SERRATO (DEM)	
0025919														
Election Day	0	0.00%	0	0.00%	0	0.00%	28	68.29%	0	0.00%	1	2.44%	0	0.00%
Vote by Mail	0	0.00%	2	0.31%	1	0.15%	297	45.83%	41	6.33%	0	0.00%	0	0.00%
Canvass	0	0.00%	0	0.00%	0	0.00%	2	40.00%	0	0.00%	0	0.00%	0	0.00%
Total	0	0.00%	2	0.29%	1	0.14%	327	47.12%	41	5.91%	1	0.14%	0	0.00%
0025935														
Election Day	0	0.00%	0	0.00%	0	0.00%	35	77.78%	1	2.22%	0	0.00%	0	0.00%
Vote by Mail	0	0.00%	2	0.33%	9	1.50%	279	46.35%	53	8.80%	0	0.00%	0	0.00%
Canvass	0	0.00%	0	0.00%	0	0.00%	2	40.00%	0	0.00%	0	0.00%	0	0.00%
Total	0	0.00%	2	0.31%	9	1.38%	316	48.47%	54	8.28%	0	0.00%	0	0.00%
0025990														
Election Day	0	0.00%	0	0.00%	0	0.00%	30	85.71%	0	0.00%	0	0.00%	0	0.00%
Vote by Mail	0	0.00%	7	1.28%	3	0.55%	239	43.61%	38	6.93%	1	0.18%	1	0.18%
Canvass	0	0.00%	0	0.00%	0	0.00%	3	60.00%	0	0.00%	0	0.00%	0	0.00%
Total	0	0.00%	7	1.19%	3	0.51%	272	46.26%	38	6.46%	1	0.17%	1	0.17%
0026069														
Election Day	0	0.00%	0	0.00%	0	0.00%	32	84.21%	2	5.26%	0	0.00%	0	0.00%
Vote by Mail	1	0.18%	3	0.54%	4	0.72%	267	47.94%	33	5.92%	0	0.00%	4	0.72%
Canvass	0	0.00%	0	0.00%	0	0.00%	3	75.00%	0	0.00%	0	0.00%	0	0.00%
Total	1	0.17%	3	0.50%	4	0.67%	302	50.42%	35	5.84%	0	0.00%	4	0.67%
0026145														
Election Day	0	0.00%	0	0.00%	0	0.00%	30	62.50%	0	0.00%	0	0.00%	0	0.00%
Vote by Mail	0	0.00%	1	0.15%	3	0.46%	330	50.54%	34	5.21%	0	0.00%	3	0.46%
Canvass	0	0.00%	0	0.00%	0	0.00%	5	83.33%	1	16.67%	0	0.00%	0	0.00%
Total	0	0.00%	1	0.14%	3	0.42%	365	51.63%	35	4.95%	0	0.00%	3	0.42%
0026180														
Election Day	0	0.00%	0	0.00%	0	0.00%	33	84.62%	0	0.00%	0	0.00%	0	0.00%
Vote by Mail	0	0.00%	5	0.89%	1	0.18%	296	52.67%	37	6.58%	0	0.00%	3	0.53%
Canvass	0	0.00%	0	0.00%	0	0.00%	5	100.00%	0	0.00%	0	0.00%	0	0.00%
Total	0	0.00%	5	0.83%	1	0.17%	334	55.12%	37	6.11%	0	0.00%	3	0.50%

Precinct	JOHN COX (REP)		HEATHER COLLINS (G-P)		DANIEL WATTS (DEM)		NICKOLAS WILDSTAR (REP)		SARAH STEPHENS (REP)		DENVER STONER (REP)		JOE M. SYMMON (REP)	
0025919														
Election Day	2	4.88%	0	0.00%	1	2.44%	0	0.00%	0	0.00%	0	0.00%	0	0.00%
Vote by Mail	34	5.25%	4	0.62%	11	1.70%	0	0.00%	0	0.00%	1	0.15%	0	0.00%
Canvass	0	0.00%	0	0.00%	0	0.00%	0	0.00%	0	0.00%	0	0.00%	0	0.00%
Total	36	5.19%	4	0.58%	12	1.73%	0	0.00%	0	0.00%	1	0.14%	0	0.00%
0025935														
Election Day	0	0.00%	0	0.00%	0	0.00%	0	0.00%	0	0.00%	0	0.00%	0	0.00%
Vote by Mail	20	3.32%	2	0.33%	16	2.66%	0	0.00%	0	0.00%	1	0.17%	0	0.00%
Canvass	1	20.00%	0	0.00%	1	20.00%	0	0.00%	0	0.00%	0	0.00%	0	0.00%
Total	21	3.22%	2	0.31%	17	2.61%	0	0.00%	0	0.00%	1	0.15%	0	0.00%
0025990														
Election Day	1	2.86%	0	0.00%	0	0.00%	0	0.00%	0	0.00%	0	0.00%	0	0.00%
Vote by Mail	15	2.74%	8	1.46%	18	3.28%	0	0.00%	3	0.55%	1	0.18%	0	0.00%
Canvass	0	0.00%	0	0.00%	0	0.00%	0	0.00%	0	0.00%	0	0.00%	0	0.00%
Total	16	2.72%	8	1.36%	18	3.06%	0	0.00%	3	0.51%	1	0.17%	0	0.00%
0026069														
Election Day	0	0.00%	0	0.00%	0	0.00%	0	0.00%	0	0.00%	0	0.00%	0	0.00%
Vote by Mail	34	6.10%	0	0.00%	10	1.80%	0	0.00%	2	0.36%	3	0.54%	0	0.00%
Canvass	0	0.00%	0	0.00%	0	0.00%	0	0.00%	0	0.00%	0	0.00%	0	0.00%
Total	34	5.68%	0	0.00%	10	1.67%	0	0.00%	2	0.33%	3	0.50%	0	0.00%
0026145														
Election Day	0	0.00%	0	0.00%	0	0.00%	0	0.00%	0	0.00%	0	0.00%	0	0.00%
Vote by Mail	30	4.59%	2	0.31%	12	1.84%	0	0.00%	1	0.15%	3	0.46%	2	0.31%
Canvass	0	0.00%	0	0.00%	0	0.00%	0	0.00%	0	0.00%	0	0.00%	0	0.00%
Total	30	4.24%	2	0.28%	12	1.70%	0	0.00%	1	0.14%	3	0.42%	2	0.28%
0026180														
Election Day	1	2.56%	0	0.00%	0	0.00%	0	0.00%	0	0.00%	0	0.00%	0	0.00%
Vote by Mail	28	4.98%	3	0.53%	13	2.31%	0	0.00%	0	0.00%	2	0.36%	0	0.00%
Canvass	0	0.00%	0	0.00%	0	0.00%	0	0.00%	0	0.00%	0	0.00%	0	0.00%
Total	29	4.79%	3	0.50%	13	2.15%	0	0.00%	0	0.00%	2	0.33%	0	0.00%

Precinct	MAJOR SINGH (NPP)		DOUG OSE (REP)		Write-in		Total Votes	ROXANNE Qualified Write In		STACY SMITH Qualified Write In		MAJOR WILLIAMS Qualified Write In	
0025919													
Election Day	0	0.00%	0	0.00%	0	0.00%	41	0	0.00%	0	0.00%	0	0.00%
Vote by Mail	0	0.00%	12	1.85%	3	0.46%	648	0	0.00%	0	0.00%	3	0.46%
Canvass	0	0.00%	0	0.00%	0	0.00%	5	0	0.00%	0	0.00%	0	0.00%
Total	0	0.00%	12	1.73%	3	0.43%	694	0	0.00%	0	0.00%	3	0.43%
0025935													
Election Day	0	0.00%	0	0.00%	0	0.00%	45	0	0.00%	0	0.00%	0	0.00%
Vote by Mail	0	0.00%	13	2.16%	0	0.00%	602	0	0.00%	0	0.00%	0	0.00%
Canvass	0	0.00%	0	0.00%	0	0.00%	5	0	0.00%	0	0.00%	0	0.00%
Total	0	0.00%	13	1.99%	0	0.00%	652	0	0.00%	0	0.00%	0	0.00%
0025990													
Election Day	0	0.00%	0	0.00%	0	0.00%	35	0	0.00%	0	0.00%	0	0.00%
Vote by Mail	1	0.18%	6	1.09%	0	0.00%	548	0	0.00%	0	0.00%	0	0.00%
Canvass	0	0.00%	0	0.00%	0	0.00%	5	0	0.00%	0	0.00%	0	0.00%
Total	1	0.17%	6	1.02%	0	0.00%	588	0	0.00%	0	0.00%	0	0.00%
0026069													
Election Day	0	0.00%	0	0.00%	0	0.00%	38	0	0.00%	0	0.00%	0	0.00%
Vote by Mail	3	0.54%	11	1.97%	0	0.00%	557	0	0.00%	0	0.00%	0	0.00%
Canvass	0	0.00%	0	0.00%	0	0.00%	4	0	0.00%	0	0.00%	0	0.00%
Total	3	0.50%	11	1.84%	0	0.00%	599	0	0.00%	0	0.00%	0	0.00%
0026145													
Election Day	0	0.00%	0	0.00%	0	0.00%	48	0	0.00%	0	0.00%	0	0.00%
Vote by Mail	1	0.15%	6	0.92%	0	0.00%	653	0	0.00%	0	0.00%	0	0.00%
Canvass	0	0.00%	0	0.00%	0	0.00%	6	0	0.00%	0	0.00%	0	0.00%
Total	1	0.14%	6	0.85%	0	0.00%	707	0	0.00%	0	0.00%	0	0.00%
0026180													
Election Day	0	0.00%	0	0.00%	0	0.00%	39	0	0.00%	0	0.00%	0	0.00%
Vote by Mail	0	0.00%	8	1.42%	0	0.00%	562	0	0.00%	0	0.00%	0	0.00%
Canvass	0	0.00%	0	0.00%	0	0.00%	5	0	0.00%	0	0.00%	0	0.00%
Total	0	0.00%	8	1.32%	0	0.00%	606	0	0.00%	0	0.00%	0	0.00%

Precinct	THUY E. HUGENS Qualified Write In		MIKI HABRYN Qualified Write In		VINCE LUNDGREN Qualified Write In		VIVEK B. MOHAN Qualified Write In	
0025919								
Election Day	0	0.00%	0	0.00%	0	0.00%	0	0.00%
Vote by Mail	0	0.00%	0	0.00%	0	0.00%	0	0.00%
Canvass	0	0.00%	0	0.00%	0	0.00%	0	0.00%
Total	0	0.00%	0	0.00%	0	0.00%	0	0.00%
0025935								
Election Day	0	0.00%	0	0.00%	0	0.00%	0	0.00%
Vote by Mail	0	0.00%	0	0.00%	0	0.00%	0	0.00%
Canvass	0	0.00%	0	0.00%	0	0.00%	0	0.00%
Total	0	0.00%	0	0.00%	0	0.00%	0	0.00%
0025990								
Election Day	0	0.00%	0	0.00%	0	0.00%	0	0.00%
Vote by Mail	0	0.00%	0	0.00%	0	0.00%	0	0.00%
Canvass	0	0.00%	0	0.00%	0	0.00%	0	0.00%
Total	0	0.00%	0	0.00%	0	0.00%	0	0.00%
0026069								
Election Day	0	0.00%	0	0.00%	0	0.00%	0	0.00%
Vote by Mail	0	0.00%	0	0.00%	0	0.00%	0	0.00%
Canvass	0	0.00%	0	0.00%	0	0.00%	0	0.00%
Total	0	0.00%	0	0.00%	0	0.00%	0	0.00%
0026145								
Election Day	0	0.00%	0	0.00%	0	0.00%	0	0.00%
Vote by Mail	0	0.00%	0	0.00%	0	0.00%	0	0.00%
Canvass	0	0.00%	0	0.00%	0	0.00%	0	0.00%
Total	0	0.00%	0	0.00%	0	0.00%	0	0.00%
0026180								
Election Day	0	0.00%	0	0.00%	0	0.00%	0	0.00%
Vote by Mail	0	0.00%	0	0.00%	0	0.00%	0	0.00%
Canvass	0	0.00%	0	0.00%	0	0.00%	0	0.00%
Total	0	0.00%	0	0.00%	0	0.00%	0	0.00%

Precinct	Times Cast	Registered Voters	Undervotes	Overvotes
0026244				
Election Day	59	1,384	2	0
Vote by Mail	864	1,384	298	1
Canvass	3	1,384	0	0
Total	926	1,384	300	1
0026413				
Election Day	31	1,582	6	0
Vote by Mail	1,012	1,582	349	2
Canvass	6	1,582	1	0
Total	1,049	1,582	356	2
0026468				
Election Day	47	1,784	2	0
Vote by Mail	1,272	1,784	462	2
Canvass	5	1,784	0	0
Total	1,324	1,784	464	2
0026512				
Election Day	38	1,639	3	0
Vote by Mail	1,080	1,639	317	3
Canvass	5	1,639	0	0
Total	1,123	1,639	320	3
0026597				
Election Day	77	1,961	7	0
Vote by Mail	1,357	1,961	438	0
Canvass	17	1,961	4	0
Total	1,451	1,961	449	0
0026715				
Election Day	44	1,696	6	0
Vote by Mail	1,125	1,696	427	3
Canvass	3	1,696	0	0
Total	1,172	1,696	433	3

Precinct	DAN KAPELOVITZ (G-P)		KEVIN K. KAUL (NPP)	
0026244				
Election Day	0	0.00%	0	0.00%
Vote by Mail	1	0.18%	1	0.18%
Canvass	0	0.00%	0	0.00%
Total	1	0.16%	1	0.16%
0026413				
Election Day	0	0.00%	0	0.00%
Vote by Mail	5	0.76%	0	0.00%
Canvass	1	20.00%	0	0.00%
Total	6	0.87%	0	0.00%
0026468				
Election Day	0	0.00%	0	0.00%
Vote by Mail	8	0.99%	0	0.00%
Canvass	0	0.00%	0	0.00%
Total	8	0.93%	0	0.00%
0026512				
Election Day	0	0.00%	0	0.00%
Vote by Mail	3	0.39%	1	0.13%
Canvass	0	0.00%	0	0.00%
Total	3	0.38%	1	0.13%
0026597				
Election Day	0	0.00%	0	0.00%
Vote by Mail	4	0.44%	0	0.00%
Canvass	0	0.00%	0	0.00%
Total	4	0.40%	0	0.00%
0026715				
Election Day	0	0.00%	0	0.00%
Vote by Mail	2	0.29%	0	0.00%
Canvass	0	0.00%	0	0.00%
Total	2	0.27%	0	0.00%

Precinct	CHAUNCEY "SLIM" KILLENS (REP)		KEVIN KILEY (REP)		PATRICK KILPATRICK (DEM)		ANTHONY TRIMINO (REP)		JOEL VENTRESCA (DEM)		KEVIN L. FAULCONER (REP)		RHONDA FURIN (REP)	
0026244														
Election Day	0	0.00%	5	8.77%	0	0.00%	0	0.00%	0	0.00%	2	3.51%	0	0.00%
Vote by Mail	0	0.00%	46	8.14%	1	0.18%	1	0.18%	10	1.77%	35	6.19%	0	0.00%
Canvass	0	0.00%	0	0.00%	0	0.00%	0	0.00%	0	0.00%	0	0.00%	0	0.00%
Total	0	0.00%	51	8.16%	1	0.16%	1	0.16%	10	1.60%	37	5.92%	0	0.00%
0026413														
Election Day	0	0.00%	1	4.00%	0	0.00%	0	0.00%	0	0.00%	1	4.00%	0	0.00%
Vote by Mail	2	0.30%	48	7.26%	4	0.61%	0	0.00%	10	1.51%	62	9.38%	2	0.30%
Canvass	0	0.00%	0	0.00%	0	0.00%	0	0.00%	0	0.00%	0	0.00%	0	0.00%
Total	2	0.29%	49	7.09%	4	0.58%	0	0.00%	10	1.45%	63	9.12%	2	0.29%
0026468														
Election Day	0	0.00%	3	6.67%	0	0.00%	0	0.00%	0	0.00%	2	4.44%	0	0.00%
Vote by Mail	0	0.00%	85	10.52%	5	0.62%	0	0.00%	22	2.72%	83	10.27%	1	0.12%
Canvass	0	0.00%	2	40.00%	0	0.00%	0	0.00%	0	0.00%	0	0.00%	0	0.00%
Total	0	0.00%	90	10.49%	5	0.58%	0	0.00%	22	2.56%	85	9.91%	1	0.12%
0026512														
Election Day	0	0.00%	0	0.00%	0	0.00%	0	0.00%	0	0.00%	4	11.43%	0	0.00%
Vote by Mail	0	0.00%	71	9.34%	1	0.13%	2	0.26%	25	3.29%	64	8.42%	0	0.00%
Canvass	0	0.00%	0	0.00%	0	0.00%	0	0.00%	0	0.00%	0	0.00%	0	0.00%
Total	0	0.00%	71	8.88%	1	0.13%	2	0.25%	25	3.13%	68	8.50%	0	0.00%
0026597														
Election Day	0	0.00%	6	8.57%	0	0.00%	1	1.43%	1	1.43%	1	1.43%	0	0.00%
Vote by Mail	0	0.00%	70	7.62%	1	0.11%	2	0.22%	38	4.13%	73	7.94%	0	0.00%
Canvass	0	0.00%	0	0.00%	0	0.00%	0	0.00%	0	0.00%	0	0.00%	0	0.00%
Total	0	0.00%	76	7.58%	1	0.10%	3	0.30%	39	3.89%	74	7.39%	0	0.00%
0026715														
Election Day	0	0.00%	1	2.63%	0	0.00%	0	0.00%	0	0.00%	1	2.63%	0	0.00%
Vote by Mail	0	0.00%	55	7.91%	5	0.72%	0	0.00%	13	1.87%	68	9.78%	0	0.00%
Canvass	0	0.00%	1	33.33%	0	0.00%	0	0.00%	0	0.00%	0	0.00%	0	0.00%
Total	0	0.00%	57	7.74%	5	0.68%	0	0.00%	13	1.77%	69	9.38%	0	0.00%

Precinct	ROBERT C. NEWMAN II (REP)		DENNIS RICHTER (NPP)		BRANDON M. ROSS (DEM)		SAM L. GALLUCCI (REP)		TED GAINES (REP)		CAITLYN JENNER (REP)		LEO S. ZACKY (REP)	
0026244														
Election Day	0	0.00%	0	0.00%	3	5.26%	0	0.00%	0	0.00%	0	0.00%	0	0.00%
Vote by Mail	0	0.00%	0	0.00%	21	3.72%	3	0.53%	8	1.42%	8	1.42%	0	0.00%
Canvass	0	0.00%	0	0.00%	1	33.33%	0	0.00%	0	0.00%	0	0.00%	0	0.00%
Total	0	0.00%	0	0.00%	25	4.00%	3	0.48%	8	1.28%	8	1.28%	0	0.00%
0026413														
Election Day	0	0.00%	0	0.00%	1	4.00%	0	0.00%	0	0.00%	0	0.00%	0	0.00%
Vote by Mail	0	0.00%	0	0.00%	25	3.78%	3	0.45%	9	1.36%	6	0.91%	0	0.00%
Canvass	0	0.00%	0	0.00%	0	0.00%	0	0.00%	0	0.00%	0	0.00%	0	0.00%
Total	0	0.00%	0	0.00%	26	3.76%	3	0.43%	9	1.30%	6	0.87%	0	0.00%
0026468														
Election Day	0	0.00%	0	0.00%	1	2.22%	0	0.00%	0	0.00%	1	2.22%	0	0.00%
Vote by Mail	0	0.00%	1	0.12%	34	4.21%	2	0.25%	12	1.49%	8	0.99%	0	0.00%
Canvass	0	0.00%	0	0.00%	0	0.00%	0	0.00%	0	0.00%	1	20.00%	0	0.00%
Total	0	0.00%	1	0.12%	35	4.08%	2	0.23%	12	1.40%	10	1.17%	0	0.00%
0026512														
Election Day	0	0.00%	0	0.00%	0	0.00%	0	0.00%	0	0.00%	0	0.00%	0	0.00%
Vote by Mail	0	0.00%	2	0.26%	39	5.13%	1	0.13%	23	3.03%	9	1.18%	1	0.13%
Canvass	0	0.00%	0	0.00%	0	0.00%	0	0.00%	0	0.00%	0	0.00%	0	0.00%
Total	0	0.00%	2	0.25%	39	4.88%	1	0.13%	23	2.88%	9	1.13%	1	0.13%
0026597														
Election Day	0	0.00%	0	0.00%	1	1.43%	0	0.00%	0	0.00%	1	1.43%	0	0.00%
Vote by Mail	2	0.22%	4	0.44%	30	3.26%	1	0.11%	25	2.72%	11	1.20%	0	0.00%
Canvass	0	0.00%	0	0.00%	0	0.00%	0	0.00%	0	0.00%	0	0.00%	0	0.00%
Total	2	0.20%	4	0.40%	31	3.09%	1	0.10%	25	2.50%	12	1.20%	0	0.00%
0026715														
Election Day	0	0.00%	0	0.00%	0	0.00%	0	0.00%	0	0.00%	0	0.00%	0	0.00%
Vote by Mail	0	0.00%	1	0.14%	36	5.18%	0	0.00%	9	1.29%	11	1.58%	0	0.00%
Canvass	0	0.00%	0	0.00%	0	0.00%	0	0.00%	0	0.00%	0	0.00%	0	0.00%
Total	0	0.00%	1	0.14%	36	4.89%	0	0.00%	9	1.22%	11	1.49%	0	0.00%

Precinct	JENNY RAE LE ROUX (REP)		DAVID LOZANO (REP)		STEVE CHAVEZ LODGE (REP)		MICHAEL LOEBBS (NPP)		DENIS LUCEY (NPP)		DIEGO MARTINEZ (REP)		JEREMIAH "JEREMY" MARCINIAK (NPP)	
0026244														
Election Day	0	0.00%	0	0.00%	0	0.00%	1	1.75%	0	0.00%	0	0.00%	0	0.00%
Vote by Mail	0	0.00%	0	0.00%	2	0.35%	1	0.18%	0	0.00%	0	0.00%	0	0.00%
Canvass	0	0.00%	0	0.00%	0	0.00%	0	0.00%	0	0.00%	0	0.00%	0	0.00%
Total	0	0.00%	0	0.00%	2	0.32%	2	0.32%	0	0.00%	0	0.00%	0	0.00%
0026413														
Election Day	0	0.00%	0	0.00%	0	0.00%	0	0.00%	0	0.00%	0	0.00%	0	0.00%
Vote by Mail	3	0.45%	2	0.30%	1	0.15%	0	0.00%	0	0.00%	1	0.15%	1	0.15%
Canvass	0	0.00%	0	0.00%	0	0.00%	0	0.00%	0	0.00%	0	0.00%	0	0.00%
Total	3	0.43%	2	0.29%	1	0.14%	0	0.00%	0	0.00%	1	0.14%	1	0.14%
0026468														
Election Day	0	0.00%	0	0.00%	0	0.00%	1	2.22%	0	0.00%	0	0.00%	0	0.00%
Vote by Mail	0	0.00%	0	0.00%	0	0.00%	2	0.25%	0	0.00%	0	0.00%	0	0.00%
Canvass	0	0.00%	0	0.00%	0	0.00%	0	0.00%	0	0.00%	0	0.00%	0	0.00%
Total	0	0.00%	0	0.00%	0	0.00%	3	0.35%	0	0.00%	0	0.00%	0	0.00%
0026512														
Election Day	0	0.00%	0	0.00%	0	0.00%	0	0.00%	0	0.00%	0	0.00%	0	0.00%
Vote by Mail	0	0.00%	0	0.00%	2	0.26%	3	0.39%	1	0.13%	0	0.00%	0	0.00%
Canvass	0	0.00%	0	0.00%	0	0.00%	0	0.00%	0	0.00%	0	0.00%	0	0.00%
Total	0	0.00%	0	0.00%	2	0.25%	3	0.38%	1	0.13%	0	0.00%	0	0.00%
0026597														
Election Day	0	0.00%	0	0.00%	0	0.00%	0	0.00%	0	0.00%	0	0.00%	0	0.00%
Vote by Mail	1	0.11%	0	0.00%	0	0.00%	2	0.22%	0	0.00%	0	0.00%	0	0.00%
Canvass	0	0.00%	0	0.00%	0	0.00%	0	0.00%	0	0.00%	0	0.00%	0	0.00%
Total	1	0.10%	0	0.00%	0	0.00%	2	0.20%	0	0.00%	0	0.00%	0	0.00%
0026715														
Election Day	0	0.00%	0	0.00%	0	0.00%	0	0.00%	0	0.00%	0	0.00%	0	0.00%
Vote by Mail	1	0.14%	0	0.00%	2	0.29%	2	0.29%	0	0.00%	0	0.00%	0	0.00%
Canvass	0	0.00%	0	0.00%	1	33.33%	0	0.00%	0	0.00%	0	0.00%	0	0.00%
Total	1	0.14%	0	0.00%	3	0.41%	2	0.27%	0	0.00%	0	0.00%	0	0.00%

Precinct	DANIEL MERCURI (REP)		JACQUELINE MCGOWAN (DEM)		DAVID MOORE (NPP)		DAVID ALEXANDER BRAMANTE (REP)		HOLLY L. BAADE (DEM)		ANGELYNE (NPP)		JAMES G. HANINK (NPP)	
0026244														
Election Day	0	0.00%	0	0.00%	0	0.00%	0	0.00%	0	0.00%	0	0.00%	0	0.00%
Vote by Mail	0	0.00%	23	4.07%	2	0.35%	0	0.00%	4	0.71%	2	0.35%	0	0.00%
Canvass	0	0.00%	0	0.00%	0	0.00%	0	0.00%	0	0.00%	0	0.00%	0	0.00%
Total	0	0.00%	23	3.68%	2	0.32%	0	0.00%	4	0.64%	2	0.32%	0	0.00%
0026413														
Election Day	0	0.00%	0	0.00%	0	0.00%	0	0.00%	0	0.00%	0	0.00%	0	0.00%
Vote by Mail	0	0.00%	18	2.72%	0	0.00%	0	0.00%	3	0.45%	1	0.15%	1	0.15%
Canvass	0	0.00%	0	0.00%	0	0.00%	0	0.00%	0	0.00%	0	0.00%	0	0.00%
Total	0	0.00%	18	2.60%	0	0.00%	0	0.00%	3	0.43%	1	0.14%	1	0.14%
0026468														
Election Day	0	0.00%	2	4.44%	0	0.00%	0	0.00%	1	2.22%	0	0.00%	0	0.00%
Vote by Mail	2	0.25%	13	1.61%	3	0.37%	0	0.00%	3	0.37%	2	0.25%	0	0.00%
Canvass	0	0.00%	0	0.00%	0	0.00%	0	0.00%	0	0.00%	0	0.00%	0	0.00%
Total	2	0.23%	15	1.75%	3	0.35%	0	0.00%	4	0.47%	2	0.23%	0	0.00%
0026512														
Election Day	0	0.00%	0	0.00%	0	0.00%	0	0.00%	0	0.00%	0	0.00%	0	0.00%
Vote by Mail	2	0.26%	16	2.11%	0	0.00%	0	0.00%	4	0.53%	1	0.13%	0	0.00%
Canvass	0	0.00%	0	0.00%	0	0.00%	0	0.00%	0	0.00%	0	0.00%	0	0.00%
Total	2	0.25%	16	2.00%	0	0.00%	0	0.00%	4	0.50%	1	0.13%	0	0.00%
0026597														
Election Day	0	0.00%	0	0.00%	0	0.00%	0	0.00%	0	0.00%	0	0.00%	0	0.00%
Vote by Mail	1	0.11%	26	2.83%	3	0.33%	0	0.00%	6	0.65%	5	0.54%	0	0.00%
Canvass	0	0.00%	0	0.00%	0	0.00%	0	0.00%	0	0.00%	1	7.69%	0	0.00%
Total	1	0.10%	26	2.59%	3	0.30%	0	0.00%	6	0.60%	6	0.60%	0	0.00%
0026715														
Election Day	0	0.00%	2	5.26%	0	0.00%	0	0.00%	0	0.00%	0	0.00%	0	0.00%
Vote by Mail	0	0.00%	21	3.02%	1	0.14%	0	0.00%	8	1.15%	5	0.72%	0	0.00%
Canvass	0	0.00%	0	0.00%	0	0.00%	0	0.00%	0	0.00%	0	0.00%	0	0.00%
Total	0	0.00%	23	3.13%	1	0.14%	0	0.00%	8	1.09%	5	0.68%	0	0.00%

Precinct	DAVID HILLBERG (REP)		JEFF HEWITT (LIB)		JOHN R. DRAKE (DEM)		LARRY A. ELDER (REP)		KEVIN PAFFRATH (DEM)		ADAM PAPAGAN (NPP)		ARMANDO "MANDO" PEREZ- SERRATO (DEM)	
0026244														
Election Day	0	0.00%	0	0.00%	1	1.75%	40	70.18%	1	1.75%	0	0.00%	0	0.00%
Vote by Mail	0	0.00%	4	0.71%	4	0.71%	295	52.21%	28	4.96%	0	0.00%	3	0.53%
Canvass	0	0.00%	0	0.00%	0	0.00%	2	66.67%	0	0.00%	0	0.00%	0	0.00%
Total	0	0.00%	4	0.64%	5	0.80%	337	53.92%	29	4.64%	0	0.00%	3	0.48%
0026413														
Election Day	0	0.00%	0	0.00%	0	0.00%	20	80.00%	0	0.00%	0	0.00%	0	0.00%
Vote by Mail	0	0.00%	2	0.30%	5	0.76%	318	48.11%	59	8.93%	0	0.00%	2	0.30%
Canvass	0	0.00%	0	0.00%	0	0.00%	4	80.00%	0	0.00%	0	0.00%	0	0.00%
Total	0	0.00%	2	0.29%	5	0.72%	342	49.49%	59	8.54%	0	0.00%	2	0.29%
0026468														
Election Day	0	0.00%	1	2.22%	0	0.00%	31	68.89%	1	2.22%	0	0.00%	0	0.00%
Vote by Mail	1	0.12%	5	0.62%	6	0.74%	352	43.56%	76	9.41%	0	0.00%	0	0.00%
Canvass	0	0.00%	0	0.00%	0	0.00%	2	40.00%	0	0.00%	0	0.00%	0	0.00%
Total	1	0.12%	6	0.70%	6	0.70%	385	44.87%	77	8.97%	0	0.00%	0	0.00%
0026512														
Election Day	0	0.00%	0	0.00%	0	0.00%	31	88.57%	0	0.00%	0	0.00%	0	0.00%
Vote by Mail	0	0.00%	7	0.92%	4	0.53%	351	46.18%	48	6.32%	0	0.00%	1	0.13%
Canvass	0	0.00%	0	0.00%	0	0.00%	4	80.00%	0	0.00%	0	0.00%	0	0.00%
Total	0	0.00%	7	0.88%	4	0.50%	386	48.25%	48	6.00%	0	0.00%	1	0.13%
0026597														
Election Day	0	0.00%	0	0.00%	1	1.43%	54	77.14%	3	4.29%	0	0.00%	0	0.00%
Vote by Mail	0	0.00%	6	0.65%	6	0.65%	438	47.66%	88	9.58%	1	0.11%	0	0.00%
Canvass	0	0.00%	0	0.00%	0	0.00%	12	92.31%	0	0.00%	0	0.00%	0	0.00%
Total	0	0.00%	6	0.60%	7	0.70%	504	50.30%	91	9.08%	1	0.10%	0	0.00%
0026715														
Election Day	0	0.00%	0	0.00%	0	0.00%	30	78.95%	3	7.89%	0	0.00%	0	0.00%
Vote by Mail	0	0.00%	3	0.43%	5	0.72%	332	47.77%	49	7.05%	0	0.00%	3	0.43%
Canvass	0	0.00%	0	0.00%	0	0.00%	0	0.00%	0	0.00%	0	0.00%	0	0.00%
Total	0	0.00%	3	0.41%	5	0.68%	362	49.18%	52	7.07%	0	0.00%	3	0.41%

Precinct	JOHN COX (REP)		HEATHER COLLINS (G-P)		DANIEL WATTS (DEM)		NICKOLAS WILDSTAR (REP)		SARAH STEPHENS (REP)		DENVER STONER (REP)		JOE M. SYMMON (REP)	
0026244														
Election Day	1	1.75%	3	5.26%	0	0.00%	0	0.00%	0	0.00%	0	0.00%	0	0.00%
Vote by Mail	33	5.84%	8	1.42%	11	1.95%	1	0.18%	1	0.18%	1	0.18%	0	0.00%
Canvass	0	0.00%	0	0.00%	0	0.00%	0	0.00%	0	0.00%	0	0.00%	0	0.00%
Total	34	5.44%	11	1.76%	11	1.76%	1	0.16%	1	0.16%	1	0.16%	0	0.00%
0026413														
Election Day	1	4.00%	0	0.00%	0	0.00%	0	0.00%	0	0.00%	0	0.00%	0	0.00%
Vote by Mail	37	5.60%	9	1.36%	5	0.76%	0	0.00%	3	0.45%	1	0.15%	0	0.00%
Canvass	0	0.00%	0	0.00%	0	0.00%	0	0.00%	0	0.00%	0	0.00%	0	0.00%
Total	38	5.50%	9	1.30%	5	0.72%	0	0.00%	3	0.43%	1	0.14%	0	0.00%
0026468														
Election Day	1	2.22%	0	0.00%	0	0.00%	0	0.00%	0	0.00%	0	0.00%	0	0.00%
Vote by Mail	42	5.20%	11	1.36%	15	1.86%	0	0.00%	0	0.00%	1	0.12%	0	0.00%
Canvass	0	0.00%	0	0.00%	0	0.00%	0	0.00%	0	0.00%	0	0.00%	0	0.00%
Total	43	5.01%	11	1.28%	15	1.75%	0	0.00%	0	0.00%	1	0.12%	0	0.00%
0026512														
Election Day	0	0.00%	0	0.00%	0	0.00%	0	0.00%	0	0.00%	0	0.00%	0	0.00%
Vote by Mail	29	3.82%	8	1.05%	25	3.29%	1	0.13%	0	0.00%	1	0.13%	0	0.00%
Canvass	0	0.00%	0	0.00%	0	0.00%	0	0.00%	0	0.00%	0	0.00%	0	0.00%
Total	29	3.63%	8	1.00%	25	3.13%	1	0.13%	0	0.00%	1	0.13%	0	0.00%
0026597														
Election Day	1	1.43%	0	0.00%	0	0.00%	0	0.00%	0	0.00%	0	0.00%	0	0.00%
Vote by Mail	33	3.59%	7	0.76%	21	2.29%	0	0.00%	0	0.00%	0	0.00%	0	0.00%
Canvass	0	0.00%	0	0.00%	0	0.00%	0	0.00%	0	0.00%	0	0.00%	0	0.00%
Total	34	3.39%	7	0.70%	21	2.10%	0	0.00%	0	0.00%	0	0.00%	0	0.00%
0026715														
Election Day	0	0.00%	1	2.63%	0	0.00%	0	0.00%	0	0.00%	0	0.00%	0	0.00%
Vote by Mail	37	5.32%	4	0.58%	15	2.16%	0	0.00%	0	0.00%	0	0.00%	0	0.00%
Canvass	0	0.00%	1	33.33%	0	0.00%	0	0.00%	0	0.00%	0	0.00%	0	0.00%
Total	37	5.03%	6	0.82%	15	2.04%	0	0.00%	0	0.00%	0	0.00%	0	0.00%

Precinct	MAJOR SINGH (NPP)		DOUG OSE (REP)		Write-in		Total Votes	ROXANNE Qualified Write In		STACY SMITH Qualified Write In		MAJOR WILLIAMS Qualified Write In	
0026244													
Election Day	0	0.00%	0	0.00%	0	0.00%	57	0	0.00%	0	0.00%	0	0.00%
Vote by Mail	0	0.00%	7	1.24%	0	0.00%	565	0	0.00%	0	0.00%	0	0.00%
Canvass	0	0.00%	0	0.00%	0	0.00%	3	0	0.00%	0	0.00%	0	0.00%
Total	0	0.00%	7	1.12%	0	0.00%	625	0	0.00%	0	0.00%	0	0.00%
0026413													
Election Day	0	0.00%	0	0.00%	1	4.00%	25	0	0.00%	0	0.00%	1	4.00%
Vote by Mail	0	0.00%	13	1.97%	0	0.00%	661	0	0.00%	0	0.00%	0	0.00%
Canvass	0	0.00%	0	0.00%	0	0.00%	5	0	0.00%	0	0.00%	0	0.00%
Total	0	0.00%	13	1.88%	1	0.14%	691	0	0.00%	0	0.00%	1	0.14%
0026468													
Election Day	0	0.00%	0	0.00%	0	0.00%	45	0	0.00%	0	0.00%	0	0.00%
Vote by Mail	0	0.00%	13	1.61%	0	0.00%	808	0	0.00%	0	0.00%	0	0.00%
Canvass	0	0.00%	0	0.00%	0	0.00%	5	0	0.00%	0	0.00%	0	0.00%
Total	0	0.00%	13	1.52%	0	0.00%	858	0	0.00%	0	0.00%	0	0.00%
0026512													
Election Day	0	0.00%	0	0.00%	0	0.00%	35	0	0.00%	0	0.00%	0	0.00%
Vote by Mail	0	0.00%	12	1.58%	2	0.26%	760	0	0.00%	0	0.00%	2	0.26%
Canvass	0	0.00%	0	0.00%	1	20.00%	5	0	0.00%	0	0.00%	1	20.00%
Total	0	0.00%	12	1.50%	3	0.38%	800	0	0.00%	0	0.00%	3	0.38%
0026597													
Election Day	0	0.00%	0	0.00%	0	0.00%	70	0	0.00%	0	0.00%	0	0.00%
Vote by Mail	1	0.11%	13	1.41%	0	0.00%	919	0	0.00%	0	0.00%	0	0.00%
Canvass	0	0.00%	0	0.00%	0	0.00%	13	0	0.00%	0	0.00%	0	0.00%
Total	1	0.10%	13	1.30%	0	0.00%	1,002	0	0.00%	0	0.00%	0	0.00%
0026715													
Election Day	0	0.00%	0	0.00%	0	0.00%	38	0	0.00%	0	0.00%	0	0.00%
Vote by Mail	1	0.14%	6	0.86%	0	0.00%	695	0	0.00%	0	0.00%	0	0.00%
Canvass	0	0.00%	0	0.00%	0	0.00%	3	0	0.00%	0	0.00%	0	0.00%
Total	1	0.14%	6	0.82%	0	0.00%	736	0	0.00%	0	0.00%	0	0.00%

Precinct	THUY E. HUGENS Qualified Write In		MIKI HABRYN Qualified Write In		VINCE LUNDGREN Qualified Write In		VIVEK B. MOHAN Qualified Write In	
0026244								
Election Day	0	0.00%	0	0.00%	0	0.00%	0	0.00%
Vote by Mail	0	0.00%	0	0.00%	0	0.00%	0	0.00%
Canvass	0	0.00%	0	0.00%	0	0.00%	0	0.00%
Total	0	0.00%	0	0.00%	0	0.00%	0	0.00%
0026413								
Election Day	0	0.00%	0	0.00%	0	0.00%	0	0.00%
Vote by Mail	0	0.00%	0	0.00%	0	0.00%	0	0.00%
Canvass	0	0.00%	0	0.00%	0	0.00%	0	0.00%
Total	0	0.00%	0	0.00%	0	0.00%	0	0.00%
0026468								
Election Day	0	0.00%	0	0.00%	0	0.00%	0	0.00%
Vote by Mail	0	0.00%	0	0.00%	0	0.00%	0	0.00%
Canvass	0	0.00%	0	0.00%	0	0.00%	0	0.00%
Total	0	0.00%	0	0.00%	0	0.00%	0	0.00%
0026512								
Election Day	0	0.00%	0	0.00%	0	0.00%	0	0.00%
Vote by Mail	0	0.00%	0	0.00%	0	0.00%	0	0.00%
Canvass	0	0.00%	0	0.00%	0	0.00%	0	0.00%
Total	0	0.00%	0	0.00%	0	0.00%	0	0.00%
0026597								
Election Day	0	0.00%	0	0.00%	0	0.00%	0	0.00%
Vote by Mail	0	0.00%	0	0.00%	0	0.00%	0	0.00%
Canvass	0	0.00%	0	0.00%	0	0.00%	0	0.00%
Total	0	0.00%	0	0.00%	0	0.00%	0	0.00%
0026715								
Election Day	0	0.00%	0	0.00%	0	0.00%	0	0.00%
Vote by Mail	0	0.00%	0	0.00%	0	0.00%	0	0.00%
Canvass	0	0.00%	0	0.00%	0	0.00%	0	0.00%
Total	0	0.00%	0	0.00%	0	0.00%	0	0.00%

Precinct	Times Cast	Registered Voters	Undervotes	Overvotes
0026724				
Election Day	40	1,670	3	1
Vote by Mail	1,334	1,670	447	1
Canvass	3	1,670	1	0
Total	1,377	1,670	451	2
0026830				
Election Day	41	1,714	3	0
Vote by Mail	1,219	1,714	431	0
Canvass	8	1,714	1	0
Total	1,268	1,714	435	0
0026916				
Election Day	42	1,704	5	0
Vote by Mail	1,018	1,704	351	0
Canvass	7	1,704	3	0
Total	1,067	1,704	359	0
0026965				
Election Day	44	1,937	1	0
Vote by Mail	1,366	1,937	540	3
Canvass	9	1,937	1	0
Total	1,419	1,937	542	3
0027083				
Election Day	25	1,215	5	0
Vote by Mail	531	1,215	256	1
Canvass	7	1,215	1	0
Total	563	1,215	262	1
0027147				
Election Day	48	1,684	15	0
Vote by Mail	839	1,684	421	5
Canvass	7	1,684	1	0
Total	894	1,684	437	5

Precinct	DAN KAPELOVITZ (G-P)		KEVIN K. KAUL (NPP)	
0026724				
Election Day	0	0.00%	0	0.00%
Vote by Mail	4	0.45%	0	0.00%
Canvass	0	0.00%	0	0.00%
Total	4	0.43%	0	0.00%
0026830				
Election Day	0	0.00%	0	0.00%
Vote by Mail	4	0.51%	0	0.00%
Canvass	0	0.00%	0	0.00%
Total	4	0.48%	0	0.00%
0026916				
Election Day	1	2.70%	0	0.00%
Vote by Mail	8	1.20%	1	0.15%
Canvass	0	0.00%	0	0.00%
Total	9	1.27%	1	0.14%
0026965				
Election Day	0	0.00%	0	0.00%
Vote by Mail	5	0.61%	1	0.12%
Canvass	0	0.00%	0	0.00%
Total	5	0.57%	1	0.11%
0027083				
Election Day	0	0.00%	0	0.00%
Vote by Mail	7	2.55%	0	0.00%
Canvass	0	0.00%	0	0.00%
Total	7	2.33%	0	0.00%
0027147				
Election Day	0	0.00%	0	0.00%
Vote by Mail	3	0.73%	0	0.00%
Canvass	0	0.00%	0	0.00%
Total	3	0.66%	0	0.00%

Precinct	CHAUNCEY "SLIM" KILLENS (REP)		KEVIN KILEY (REP)		PATRICK KILPATRICK (DEM)		ANTHONY TRIMINO (REP)		JOEL VENTRESCA (DEM)		KEVIN L. FAULCONER (REP)		RHONDA FURIN (REP)	
0026724														
Election Day	0	0.00%	0	0.00%	0	0.00%	0	0.00%	0	0.00%	2	5.56%	0	0.00%
Vote by Mail	1	0.11%	73	8.24%	3	0.34%	1	0.11%	14	1.58%	102	11.51%	0	0.00%
Canvass	0	0.00%	0	0.00%	0	0.00%	0	0.00%	0	0.00%	0	0.00%	0	0.00%
Total	1	0.11%	73	7.90%	3	0.32%	1	0.11%	14	1.52%	104	11.26%	0	0.00%
0026830														
Election Day	0	0.00%	4	10.53%	0	0.00%	0	0.00%	0	0.00%	0	0.00%	0	0.00%
Vote by Mail	1	0.13%	65	8.25%	5	0.63%	4	0.51%	14	1.78%	68	8.63%	0	0.00%
Canvass	0	0.00%	2	28.57%	0	0.00%	0	0.00%	0	0.00%	2	28.57%	0	0.00%
Total	1	0.12%	71	8.52%	5	0.60%	4	0.48%	14	1.68%	70	8.40%	0	0.00%
0026916														
Election Day	0	0.00%	3	8.11%	0	0.00%	3	8.11%	0	0.00%	1	2.70%	0	0.00%
Vote by Mail	0	0.00%	33	4.95%	4	0.60%	1	0.15%	12	1.80%	59	8.85%	0	0.00%
Canvass	0	0.00%	0	0.00%	0	0.00%	0	0.00%	0	0.00%	0	0.00%	0	0.00%
Total	0	0.00%	36	5.08%	4	0.56%	4	0.56%	12	1.69%	60	8.47%	0	0.00%
0026965														
Election Day	0	0.00%	1	2.33%	0	0.00%	0	0.00%	0	0.00%	1	2.33%	0	0.00%
Vote by Mail	0	0.00%	58	7.05%	3	0.36%	4	0.49%	16	1.94%	105	12.76%	1	0.12%
Canvass	0	0.00%	0	0.00%	0	0.00%	0	0.00%	0	0.00%	0	0.00%	0	0.00%
Total	0	0.00%	59	6.75%	3	0.34%	4	0.46%	16	1.83%	106	12.13%	1	0.11%
0027083														
Election Day	0	0.00%	1	5.00%	0	0.00%	0	0.00%	1	5.00%	1	5.00%	0	0.00%
Vote by Mail	0	0.00%	16	5.84%	9	3.28%	0	0.00%	7	2.55%	29	10.58%	1	0.36%
Canvass	0	0.00%	0	0.00%	0	0.00%	0	0.00%	0	0.00%	0	0.00%	0	0.00%
Total	0	0.00%	17	5.67%	9	3.00%	0	0.00%	8	2.67%	30	10.00%	1	0.33%
0027147														
Election Day	0	0.00%	3	9.09%	0	0.00%	0	0.00%	0	0.00%	0	0.00%	0	0.00%
Vote by Mail	0	0.00%	23	5.57%	4	0.97%	0	0.00%	25	6.05%	35	8.47%	0	0.00%
Canvass	0	0.00%	1	16.67%	0	0.00%	0	0.00%	0	0.00%	0	0.00%	0	0.00%
Total	0	0.00%	27	5.97%	4	0.88%	0	0.00%	25	5.53%	35	7.74%	0	0.00%

Precinct	ROBERT C. NEWMAN II (REP)		DENNIS RICHTER (NPP)		BRANDON M. ROSS (DEM)		SAM L. GALLUCCI (REP)		TED GAINES (REP)		CAITLYN JENNER (REP)		LEO S. ZACKY (REP)	
0026724														
Election Day	0	0.00%	0	0.00%	2	5.56%	0	0.00%	0	0.00%	0	0.00%	0	0.00%
Vote by Mail	0	0.00%	0	0.00%	34	3.84%	1	0.11%	36	4.06%	13	1.47%	3	0.34%
Canvass	0	0.00%	0	0.00%	0	0.00%	0	0.00%	0	0.00%	0	0.00%	0	0.00%
Total	0	0.00%	0	0.00%	36	3.90%	1	0.11%	36	3.90%	13	1.41%	3	0.32%
0026830														
Election Day	0	0.00%	0	0.00%	0	0.00%	0	0.00%	0	0.00%	0	0.00%	0	0.00%
Vote by Mail	0	0.00%	1	0.13%	42	5.33%	3	0.38%	32	4.06%	1	0.13%	0	0.00%
Canvass	0	0.00%	0	0.00%	0	0.00%	0	0.00%	0	0.00%	0	0.00%	0	0.00%
Total	0	0.00%	1	0.12%	42	5.04%	3	0.36%	32	3.84%	1	0.12%	0	0.00%
0026916														
Election Day	0	0.00%	1	2.70%	1	2.70%	0	0.00%	0	0.00%	0	0.00%	0	0.00%
Vote by Mail	2	0.30%	2	0.30%	46	6.90%	0	0.00%	13	1.95%	7	1.05%	0	0.00%
Canvass	0	0.00%	0	0.00%	0	0.00%	0	0.00%	0	0.00%	0	0.00%	0	0.00%
Total	2	0.28%	3	0.42%	47	6.64%	0	0.00%	13	1.84%	7	0.99%	0	0.00%
0026965														
Election Day	0	0.00%	0	0.00%	2	4.65%	0	0.00%	0	0.00%	1	2.33%	0	0.00%
Vote by Mail	2	0.24%	1	0.12%	35	4.25%	2	0.24%	9	1.09%	9	1.09%	0	0.00%
Canvass	0	0.00%	0	0.00%	0	0.00%	0	0.00%	0	0.00%	0	0.00%	0	0.00%
Total	2	0.23%	1	0.11%	37	4.23%	2	0.23%	9	1.03%	10	1.14%	0	0.00%
0027083														
Election Day	0	0.00%	1	5.00%	3	15.00%	0	0.00%	0	0.00%	0	0.00%	0	0.00%
Vote by Mail	1	0.36%	1	0.36%	20	7.30%	1	0.36%	4	1.46%	4	1.46%	0	0.00%
Canvass	0	0.00%	0	0.00%	2	33.33%	0	0.00%	0	0.00%	0	0.00%	0	0.00%
Total	1	0.33%	2	0.67%	25	8.33%	1	0.33%	4	1.33%	4	1.33%	0	0.00%
0027147														
Election Day	0	0.00%	1	3.03%	4	12.12%	0	0.00%	1	3.03%	1	3.03%	1	3.03%
Vote by Mail	1	0.24%	0	0.00%	18	4.36%	1	0.24%	5	1.21%	5	1.21%	0	0.00%
Canvass	0	0.00%	1	16.67%	1	16.67%	0	0.00%	0	0.00%	0	0.00%	0	0.00%
Total	1	0.22%	2	0.44%	23	5.09%	1	0.22%	6	1.33%	6	1.33%	1	0.22%

Precinct	JENNY RAE LE ROUX (REP)		DAVID LOZANO (REP)		STEVE CHAVEZ LODGE (REP)		MICHAEL LOEBBS (NPP)		DENIS LUCEY (NPP)		DIEGO MARTINEZ (REP)		JEREMIAH "JEREMY" MARCINIAK (NPP)	
0026724														
Election Day	0	0.00%	0	0.00%	0	0.00%	0	0.00%	0	0.00%	0	0.00%	0	0.00%
Vote by Mail	0	0.00%	1	0.11%	0	0.00%	1	0.11%	0	0.00%	1	0.11%	0	0.00%
Canvass	0	0.00%	0	0.00%	0	0.00%	0	0.00%	0	0.00%	0	0.00%	0	0.00%
Total	0	0.00%	1	0.11%	0	0.00%	1	0.11%	0	0.00%	1	0.11%	0	0.00%
0026830														
Election Day	0	0.00%	0	0.00%	0	0.00%	0	0.00%	0	0.00%	0	0.00%	0	0.00%
Vote by Mail	0	0.00%	0	0.00%	0	0.00%	4	0.51%	0	0.00%	1	0.13%	0	0.00%
Canvass	0	0.00%	0	0.00%	0	0.00%	0	0.00%	0	0.00%	0	0.00%	0	0.00%
Total	0	0.00%	0	0.00%	0	0.00%	4	0.48%	0	0.00%	1	0.12%	0	0.00%
0026916														
Election Day	0	0.00%	0	0.00%	2	5.41%	0	0.00%	0	0.00%	0	0.00%	0	0.00%
Vote by Mail	0	0.00%	0	0.00%	0	0.00%	1	0.15%	0	0.00%	0	0.00%	0	0.00%
Canvass	0	0.00%	0	0.00%	0	0.00%	0	0.00%	0	0.00%	0	0.00%	0	0.00%
Total	0	0.00%	0	0.00%	2	0.28%	1	0.14%	0	0.00%	0	0.00%	0	0.00%
0026965														
Election Day	0	0.00%	0	0.00%	0	0.00%	0	0.00%	0	0.00%	0	0.00%	0	0.00%
Vote by Mail	1	0.12%	0	0.00%	2	0.24%	1	0.12%	0	0.00%	0	0.00%	0	0.00%
Canvass	0	0.00%	0	0.00%	0	0.00%	0	0.00%	0	0.00%	0	0.00%	0	0.00%
Total	1	0.11%	0	0.00%	2	0.23%	1	0.11%	0	0.00%	0	0.00%	0	0.00%
0027083														
Election Day	0	0.00%	0	0.00%	0	0.00%	0	0.00%	0	0.00%	0	0.00%	0	0.00%
Vote by Mail	0	0.00%	1	0.36%	0	0.00%	1	0.36%	0	0.00%	0	0.00%	0	0.00%
Canvass	0	0.00%	0	0.00%	0	0.00%	0	0.00%	0	0.00%	0	0.00%	0	0.00%
Total	0	0.00%	1	0.33%	0	0.00%	1	0.33%	0	0.00%	0	0.00%	0	0.00%
0027147														
Election Day	0	0.00%	0	0.00%	0	0.00%	0	0.00%	0	0.00%	0	0.00%	0	0.00%
Vote by Mail	1	0.24%	1	0.24%	0	0.00%	3	0.73%	0	0.00%	0	0.00%	1	0.24%
Canvass	0	0.00%	0	0.00%	0	0.00%	0	0.00%	0	0.00%	0	0.00%	0	0.00%
Total	1	0.22%	1	0.22%	0	0.00%	3	0.66%	0	0.00%	0	0.00%	1	0.22%

Precinct	DANIEL MERCURI (REP)		JACQUELINE MCGOWAN (DEM)		DAVID MOORE (NPP)		DAVID ALEXANDER BRAMANTE (REP)		HOLLY L. BAADE (DEM)		ANGELYNE (NPP)		JAMES G. HANINK (NPP)	
0026724														
Election Day	0	0.00%	0	0.00%	0	0.00%	0	0.00%	0	0.00%	0	0.00%	0	0.00%
Vote by Mail	0	0.00%	20	2.26%	5	0.56%	1	0.11%	3	0.34%	4	0.45%	0	0.00%
Canvass	0	0.00%	0	0.00%	0	0.00%	0	0.00%	0	0.00%	0	0.00%	0	0.00%
Total	0	0.00%	20	2.16%	5	0.54%	1	0.11%	3	0.32%	4	0.43%	0	0.00%
0026830														
Election Day	0	0.00%	1	2.63%	0	0.00%	0	0.00%	0	0.00%	0	0.00%	0	0.00%
Vote by Mail	1	0.13%	13	1.65%	1	0.13%	0	0.00%	4	0.51%	2	0.25%	0	0.00%
Canvass	0	0.00%	0	0.00%	0	0.00%	0	0.00%	0	0.00%	0	0.00%	0	0.00%
Total	1	0.12%	14	1.68%	1	0.12%	0	0.00%	4	0.48%	2	0.24%	0	0.00%
0026916														
Election Day	0	0.00%	0	0.00%	0	0.00%	0	0.00%	0	0.00%	0	0.00%	0	0.00%
Vote by Mail	2	0.30%	13	1.95%	0	0.00%	0	0.00%	8	1.20%	2	0.30%	0	0.00%
Canvass	0	0.00%	0	0.00%	0	0.00%	0	0.00%	0	0.00%	0	0.00%	0	0.00%
Total	2	0.28%	13	1.84%	0	0.00%	0	0.00%	8	1.13%	2	0.28%	0	0.00%
0026965														
Election Day	0	0.00%	0	0.00%	0	0.00%	0	0.00%	0	0.00%	0	0.00%	0	0.00%
Vote by Mail	0	0.00%	12	1.46%	5	0.61%	1	0.12%	6	0.73%	4	0.49%	0	0.00%
Canvass	0	0.00%	0	0.00%	0	0.00%	0	0.00%	0	0.00%	0	0.00%	0	0.00%
Total	0	0.00%	12	1.37%	5	0.57%	1	0.11%	6	0.69%	4	0.46%	0	0.00%
0027083														
Election Day	0	0.00%	1	5.00%	0	0.00%	0	0.00%	1	5.00%	0	0.00%	0	0.00%
Vote by Mail	2	0.73%	16	5.84%	0	0.00%	0	0.00%	4	1.46%	0	0.00%	0	0.00%
Canvass	0	0.00%	0	0.00%	0	0.00%	0	0.00%	2	33.33%	0	0.00%	0	0.00%
Total	2	0.67%	17	5.67%	0	0.00%	0	0.00%	7	2.33%	0	0.00%	0	0.00%
0027147														
Election Day	0	0.00%	1	3.03%	0	0.00%	0	0.00%	0	0.00%	0	0.00%	0	0.00%
Vote by Mail	0	0.00%	21	5.08%	4	0.97%	1	0.24%	3	0.73%	1	0.24%	0	0.00%
Canvass	0	0.00%	0	0.00%	0	0.00%	0	0.00%	0	0.00%	0	0.00%	0	0.00%
Total	0	0.00%	22	4.87%	4	0.88%	1	0.22%	3	0.66%	1	0.22%	0	0.00%

Precinct	DAVID HILLBERG (REP)		JEFF HEWITT (LIB)		JOHN R. DRAKE (DEM)		LARRY A. ELDER (REP)		KEVIN PAFFRATH (DEM)		ADAM PAPAGAN (NPP)		ARMANDO "MANDO" PEREZ- SERRATO (DEM)	
0026724														
Election Day	0	0.00%	0	0.00%	0	0.00%	28	77.78%	0	0.00%	0	0.00%	0	0.00%
Vote by Mail	0	0.00%	6	0.68%	12	1.35%	411	46.39%	75	8.47%	0	0.00%	0	0.00%
Canvass	0	0.00%	0	0.00%	0	0.00%	2	100.00%	0	0.00%	0	0.00%	0	0.00%
Total	0	0.00%	6	0.65%	12	1.30%	441	47.73%	75	8.12%	0	0.00%	0	0.00%
0026830														
Election Day	0	0.00%	0	0.00%	0	0.00%	30	78.95%	1	2.63%	0	0.00%	0	0.00%
Vote by Mail	0	0.00%	3	0.38%	3	0.38%	385	48.86%	68	8.63%	0	0.00%	4	0.51%
Canvass	0	0.00%	0	0.00%	0	0.00%	1	14.29%	1	14.29%	0	0.00%	0	0.00%
Total	0	0.00%	3	0.36%	3	0.36%	416	49.94%	70	8.40%	0	0.00%	4	0.48%
0026916														
Election Day	0	0.00%	0	0.00%	0	0.00%	24	64.86%	1	2.70%	0	0.00%	0	0.00%
Vote by Mail	0	0.00%	6	0.90%	5	0.75%	327	49.03%	50	7.50%	1	0.15%	3	0.45%
Canvass	0	0.00%	0	0.00%	0	0.00%	4	100.00%	0	0.00%	0	0.00%	0	0.00%
Total	0	0.00%	6	0.85%	5	0.71%	355	50.14%	51	7.20%	1	0.14%	3	0.42%
0026965														
Election Day	0	0.00%	0	0.00%	0	0.00%	36	83.72%	1	2.33%	0	0.00%	0	0.00%
Vote by Mail	0	0.00%	6	0.73%	2	0.24%	415	50.43%	51	6.20%	0	0.00%	0	0.00%
Canvass	0	0.00%	0	0.00%	0	0.00%	6	75.00%	2	25.00%	0	0.00%	0	0.00%
Total	0	0.00%	6	0.69%	2	0.23%	457	52.29%	54	6.18%	0	0.00%	0	0.00%
0027083														
Election Day	0	0.00%	0	0.00%	0	0.00%	10	50.00%	1	5.00%	0	0.00%	0	0.00%
Vote by Mail	0	0.00%	4	1.46%	6	2.19%	83	30.29%	31	11.31%	0	0.00%	1	0.36%
Canvass	0	0.00%	0	0.00%	0	0.00%	2	33.33%	0	0.00%	0	0.00%	0	0.00%
Total	0	0.00%	4	1.33%	6	2.00%	95	31.67%	32	10.67%	0	0.00%	1	0.33%
0027147														
Election Day	0	0.00%	0	0.00%	0	0.00%	20	60.61%	1	3.03%	0	0.00%	0	0.00%
Vote by Mail	0	0.00%	4	0.97%	8	1.94%	150	36.32%	41	9.93%	0	0.00%	1	0.24%
Canvass	0	0.00%	0	0.00%	1	16.67%	2	33.33%	0	0.00%	0	0.00%	0	0.00%
Total	0	0.00%	4	0.88%	9	1.99%	172	38.05%	42	9.29%	0	0.00%	1	0.22%

Precinct	JOHN COX (REP)		HEATHER COLLINS (G-P)		DANIEL WATTS (DEM)		NICKOLAS WILDSTAR (REP)		SARAH STEPHENS (REP)		DENVER STONER (REP)		JOE M. SYMMON (REP)	
0026724														
Election Day	4	11.11%	0	0.00%	0	0.00%	0	0.00%	0	0.00%	0	0.00%	0	0.00%
Vote by Mail	24	2.71%	9	1.02%	10	1.13%	0	0.00%	0	0.00%	0	0.00%	0	0.00%
Canvass	0	0.00%	0	0.00%	0	0.00%	0	0.00%	0	0.00%	0	0.00%	0	0.00%
Total	28	3.03%	9	0.97%	10	1.08%	0	0.00%	0	0.00%	0	0.00%	0	0.00%
0026830														
Election Day	0	0.00%	0	0.00%	1	2.63%	0	0.00%	0	0.00%	0	0.00%	0	0.00%
Vote by Mail	18	2.28%	7	0.89%	19	2.41%	0	0.00%	1	0.13%	0	0.00%	0	0.00%
Canvass	0	0.00%	0	0.00%	1	14.29%	0	0.00%	0	0.00%	0	0.00%	0	0.00%
Total	18	2.16%	7	0.84%	21	2.52%	0	0.00%	1	0.12%	0	0.00%	0	0.00%
0026916														
Election Day	0	0.00%	0	0.00%	0	0.00%	0	0.00%	0	0.00%	0	0.00%	0	0.00%
Vote by Mail	35	5.25%	0	0.00%	19	2.85%	0	0.00%	0	0.00%	2	0.30%	0	0.00%
Canvass	0	0.00%	0	0.00%	0	0.00%	0	0.00%	0	0.00%	0	0.00%	0	0.00%
Total	35	4.94%	0	0.00%	19	2.68%	0	0.00%	0	0.00%	2	0.28%	0	0.00%
0026965														
Election Day	0	0.00%	0	0.00%	1	2.33%	0	0.00%	0	0.00%	0	0.00%	0	0.00%
Vote by Mail	30	3.65%	6	0.73%	18	2.19%	1	0.12%	1	0.12%	0	0.00%	1	0.12%
Canvass	0	0.00%	0	0.00%	0	0.00%	0	0.00%	0	0.00%	0	0.00%	0	0.00%
Total	30	3.43%	6	0.69%	19	2.17%	1	0.11%	1	0.11%	0	0.00%	1	0.11%
0027083														
Election Day	0	0.00%	0	0.00%	0	0.00%	0	0.00%	0	0.00%	0	0.00%	0	0.00%
Vote by Mail	8	2.92%	3	1.09%	7	2.55%	0	0.00%	1	0.36%	0	0.00%	0	0.00%
Canvass	0	0.00%	0	0.00%	0	0.00%	0	0.00%	0	0.00%	0	0.00%	0	0.00%
Total	8	2.67%	3	1.00%	7	2.33%	0	0.00%	1	0.33%	0	0.00%	0	0.00%
0027147														
Election Day	0	0.00%	0	0.00%	0	0.00%	0	0.00%	0	0.00%	0	0.00%	0	0.00%
Vote by Mail	22	5.33%	2	0.48%	22	5.33%	0	0.00%	0	0.00%	2	0.48%	2	0.48%
Canvass	0	0.00%	0	0.00%	0	0.00%	0	0.00%	0	0.00%	0	0.00%	0	0.00%
Total	22	4.87%	2	0.44%	22	4.87%	0	0.00%	0	0.00%	2	0.44%	2	0.44%

Precinct	MAJOR SINGH (NPP)		DOUG OSE (REP)		Write-in		Total Votes	ROXANNE Qualified Write In		STACY SMITH Qualified Write In		MAJOR WILLIAMS Qualified Write In	
0026724													
Election Day	0	0.00%	0	0.00%	0	0.00%	36	0	0.00%	0	0.00%	0	0.00%
Vote by Mail	1	0.11%	17	1.92%	0	0.00%	886	0	0.00%	0	0.00%	0	0.00%
Canvass	0	0.00%	0	0.00%	0	0.00%	2	0	0.00%	0	0.00%	0	0.00%
Total	1	0.11%	17	1.84%	0	0.00%	924	0	0.00%	0	0.00%	0	0.00%
0026830													
Election Day	0	0.00%	0	0.00%	1	2.63%	38	0	0.00%	0	0.00%	1	2.63%
Vote by Mail	1	0.13%	13	1.65%	0	0.00%	788	0	0.00%	0	0.00%	0	0.00%
Canvass	0	0.00%	0	0.00%	0	0.00%	7	0	0.00%	0	0.00%	0	0.00%
Total	1	0.12%	13	1.56%	1	0.12%	833	0	0.00%	0	0.00%	1	0.12%
0026916													
Election Day	0	0.00%	0	0.00%	0	0.00%	37	0	0.00%	0	0.00%	0	0.00%
Vote by Mail	0	0.00%	5	0.75%	0	0.00%	667	0	0.00%	0	0.00%	0	0.00%
Canvass	0	0.00%	0	0.00%	0	0.00%	4	0	0.00%	0	0.00%	0	0.00%
Total	0	0.00%	5	0.71%	0	0.00%	708	0	0.00%	0	0.00%	0	0.00%
0026965													
Election Day	0	0.00%	0	0.00%	0	0.00%	43	0	0.00%	0	0.00%	0	0.00%
Vote by Mail	0	0.00%	9	1.09%	0	0.00%	823	0	0.00%	0	0.00%	0	0.00%
Canvass	0	0.00%	0	0.00%	0	0.00%	8	0	0.00%	0	0.00%	0	0.00%
Total	0	0.00%	9	1.03%	0	0.00%	874	0	0.00%	0	0.00%	0	0.00%
0027083													
Election Day	0	0.00%	0	0.00%	0	0.00%	20	0	0.00%	0	0.00%	0	0.00%
Vote by Mail	1	0.36%	4	1.46%	1	0.36%	274	0	0.00%	0	0.00%	1	0.36%
Canvass	0	0.00%	0	0.00%	0	0.00%	6	0	0.00%	0	0.00%	0	0.00%
Total	1	0.33%	4	1.33%	1	0.33%	300	0	0.00%	0	0.00%	1	0.33%
0027147													
Election Day	0	0.00%	0	0.00%	0	0.00%	33	0	0.00%	0	0.00%	0	0.00%
Vote by Mail	1	0.24%	2	0.48%	0	0.00%	413	0	0.00%	0	0.00%	0	0.00%
Canvass	0	0.00%	0	0.00%	0	0.00%	6	0	0.00%	0	0.00%	0	0.00%
Total	1	0.22%	2	0.44%	0	0.00%	452	0	0.00%	0	0.00%	0	0.00%

Precinct	THUY E. HUGENS Qualified Write In		MIKI HABRYN Qualified Write In		VINCE LUNDGREN Qualified Write In		VIVEK B. MOHAN Qualified Write In	
0026724								
Election Day	0	0.00%	0	0.00%	0	0.00%	0	0.00%
Vote by Mail	0	0.00%	0	0.00%	0	0.00%	0	0.00%
Canvass	0	0.00%	0	0.00%	0	0.00%	0	0.00%
Total	0	0.00%	0	0.00%	0	0.00%	0	0.00%
0026830								
Election Day	0	0.00%	0	0.00%	0	0.00%	0	0.00%
Vote by Mail	0	0.00%	0	0.00%	0	0.00%	0	0.00%
Canvass	0	0.00%	0	0.00%	0	0.00%	0	0.00%
Total	0	0.00%	0	0.00%	0	0.00%	0	0.00%
0026916								
Election Day	0	0.00%	0	0.00%	0	0.00%	0	0.00%
Vote by Mail	0	0.00%	0	0.00%	0	0.00%	0	0.00%
Canvass	0	0.00%	0	0.00%	0	0.00%	0	0.00%
Total	0	0.00%	0	0.00%	0	0.00%	0	0.00%
0026965								
Election Day	0	0.00%	0	0.00%	0	0.00%	0	0.00%
Vote by Mail	0	0.00%	0	0.00%	0	0.00%	0	0.00%
Canvass	0	0.00%	0	0.00%	0	0.00%	0	0.00%
Total	0	0.00%	0	0.00%	0	0.00%	0	0.00%
0027083								
Election Day	0	0.00%	0	0.00%	0	0.00%	0	0.00%
Vote by Mail	0	0.00%	0	0.00%	0	0.00%	0	0.00%
Canvass	0	0.00%	0	0.00%	0	0.00%	0	0.00%
Total	0	0.00%	0	0.00%	0	0.00%	0	0.00%
0027147								
Election Day	0	0.00%	0	0.00%	0	0.00%	0	0.00%
Vote by Mail	0	0.00%	0	0.00%	0	0.00%	0	0.00%
Canvass	0	0.00%	0	0.00%	0	0.00%	0	0.00%
Total	0	0.00%	0	0.00%	0	0.00%	0	0.00%

Precinct	Times Cast	Registered Voters	Undervotes	Overvotes
0027223				
Election Day	45	1,617	7	0
Vote by Mail	949	1,617	437	0
Canvass	6	1,617	1	0
Total	1,000	1,617	445	0
0027305				
Election Day	34	1,654	3	0
Vote by Mail	1,134	1,654	482	2
Canvass	2	1,654	1	0
Total	1,170	1,654	486	2
0027401				
Election Day	35	1,521	9	0
Vote by Mail	619	1,521	322	1
Canvass	13	1,521	5	0
Total	667	1,521	336	1
0027429				
Election Day	45	1,818	8	0
Vote by Mail	753	1,818	385	2
Canvass	7	1,818	3	0
Total	805	1,818	396	2
0027602				
Election Day	38	1,821	5	0
Vote by Mail	1,009	1,821	462	4
Canvass	11	1,821	3	0
Total	1,058	1,821	470	4
0027648				
Election Day	36	1,553	4	0
Vote by Mail	878	1,553	369	0
Canvass	5	1,553	2	0
Total	919	1,553	375	0

Precinct	DAN KAPELOVITZ (G-P)		KEVIN K. KAUL (NPP)	
0027223				
Election Day	0	0.00%	0	0.00%
Vote by Mail	7	1.37%	1	0.20%
Canvass	0	0.00%	0	0.00%
Total	7	1.26%	1	0.18%
0027305				
Election Day	0	0.00%	0	0.00%
Vote by Mail	4	0.62%	0	0.00%
Canvass	0	0.00%	0	0.00%
Total	4	0.59%	0	0.00%
0027401				
Election Day	0	0.00%	0	0.00%
Vote by Mail	10	3.38%	0	0.00%
Canvass	1	12.50%	0	0.00%
Total	11	3.33%	0	0.00%
0027429				
Election Day	0	0.00%	0	0.00%
Vote by Mail	1	0.27%	1	0.27%
Canvass	0	0.00%	0	0.00%
Total	1	0.25%	1	0.25%
0027602				
Election Day	1	3.03%	0	0.00%
Vote by Mail	7	1.29%	0	0.00%
Canvass	0	0.00%	0	0.00%
Total	8	1.37%	0	0.00%
0027648				
Election Day	0	0.00%	0	0.00%
Vote by Mail	6	1.18%	0	0.00%
Canvass	0	0.00%	0	0.00%
Total	6	1.10%	0	0.00%

Precinct	CHAUNCEY "SLIM" KILLENS (REP)		KEVIN KILEY (REP)		PATRICK KILPATRICK (DEM)		ANTHONY TRIMINO (REP)		JOEL VENTRESCA (DEM)		KEVIN L. FAULCONER (REP)		RHONDA FURIN (REP)	
0027223														
Election Day	0	0.00%	1	2.63%	0	0.00%	0	0.00%	2	5.26%	0	0.00%	0	0.00%
Vote by Mail	1	0.20%	26	5.08%	5	0.98%	0	0.00%	15	2.93%	58	11.33%	0	0.00%
Canvass	0	0.00%	0	0.00%	0	0.00%	0	0.00%	0	0.00%	0	0.00%	0	0.00%
Total	1	0.18%	27	4.86%	5	0.90%	0	0.00%	17	3.06%	58	10.45%	0	0.00%
0027305														
Election Day	0	0.00%	0	0.00%	0	0.00%	0	0.00%	2	6.45%	2	6.45%	0	0.00%
Vote by Mail	2	0.31%	20	3.08%	4	0.62%	1	0.15%	17	2.62%	100	15.38%	2	0.31%
Canvass	0	0.00%	0	0.00%	0	0.00%	0	0.00%	0	0.00%	0	0.00%	0	0.00%
Total	2	0.29%	20	2.93%	4	0.59%	1	0.15%	19	2.79%	102	14.96%	2	0.29%
0027401														
Election Day	0	0.00%	0	0.00%	0	0.00%	0	0.00%	0	0.00%	1	3.85%	0	0.00%
Vote by Mail	0	0.00%	10	3.38%	3	1.01%	0	0.00%	13	4.39%	17	5.74%	0	0.00%
Canvass	0	0.00%	0	0.00%	0	0.00%	0	0.00%	0	0.00%	0	0.00%	0	0.00%
Total	0	0.00%	10	3.03%	3	0.91%	0	0.00%	13	3.94%	18	5.45%	0	0.00%
0027429														
Election Day	0	0.00%	2	5.41%	0	0.00%	1	2.70%	0	0.00%	2	5.41%	0	0.00%
Vote by Mail	0	0.00%	17	4.64%	2	0.55%	0	0.00%	15	4.10%	25	6.83%	0	0.00%
Canvass	0	0.00%	0	0.00%	0	0.00%	0	0.00%	0	0.00%	0	0.00%	0	0.00%
Total	0	0.00%	19	4.67%	2	0.49%	1	0.25%	15	3.69%	27	6.63%	0	0.00%
0027602														
Election Day	0	0.00%	2	6.06%	0	0.00%	0	0.00%	0	0.00%	0	0.00%	0	0.00%
Vote by Mail	0	0.00%	23	4.24%	7	1.29%	0	0.00%	18	3.31%	67	12.34%	1	0.18%
Canvass	0	0.00%	1	12.50%	0	0.00%	0	0.00%	0	0.00%	0	0.00%	0	0.00%
Total	0	0.00%	26	4.45%	7	1.20%	0	0.00%	18	3.08%	67	11.47%	1	0.17%
0027648														
Election Day	0	0.00%	2	6.25%	0	0.00%	0	0.00%	1	3.13%	1	3.13%	0	0.00%
Vote by Mail	0	0.00%	19	3.73%	5	0.98%	2	0.39%	25	4.91%	28	5.50%	1	0.20%
Canvass	0	0.00%	1	33.33%	0	0.00%	0	0.00%	1	33.33%	0	0.00%	0	0.00%
Total	0	0.00%	22	4.04%	5	0.92%	2	0.37%	27	4.96%	29	5.33%	1	0.18%

Precinct	ROBERT C. NEWMAN II (REP)		DENNIS RICHTER (NPP)		BRANDON M. ROSS (DEM)		SAM L. GALLUCCI (REP)		TED GAINES (REP)		CAITLYN JENNER (REP)		LEO S. ZACKY (REP)	
0027223														
Election Day	0	0.00%	0	0.00%	3	7.89%	0	0.00%	0	0.00%	0	0.00%	0	0.00%
Vote by Mail	2	0.39%	1	0.20%	35	6.84%	1	0.20%	10	1.95%	10	1.95%	0	0.00%
Canvass	0	0.00%	0	0.00%	0	0.00%	0	0.00%	0	0.00%	0	0.00%	0	0.00%
Total	2	0.36%	1	0.18%	38	6.85%	1	0.18%	10	1.80%	10	1.80%	0	0.00%
0027305														
Election Day	0	0.00%	0	0.00%	1	3.23%	0	0.00%	0	0.00%	0	0.00%	0	0.00%
Vote by Mail	0	0.00%	0	0.00%	42	6.46%	0	0.00%	9	1.38%	11	1.69%	0	0.00%
Canvass	0	0.00%	0	0.00%	0	0.00%	0	0.00%	0	0.00%	0	0.00%	0	0.00%
Total	0	0.00%	0	0.00%	43	6.30%	0	0.00%	9	1.32%	11	1.61%	0	0.00%
0027401														
Election Day	0	0.00%	0	0.00%	2	7.69%	0	0.00%	1	3.85%	0	0.00%	0	0.00%
Vote by Mail	0	0.00%	1	0.34%	35	11.82%	1	0.34%	2	0.68%	6	2.03%	0	0.00%
Canvass	0	0.00%	0	0.00%	1	12.50%	0	0.00%	0	0.00%	0	0.00%	0	0.00%
Total	0	0.00%	1	0.30%	38	11.52%	1	0.30%	3	0.91%	6	1.82%	0	0.00%
0027429														
Election Day	0	0.00%	0	0.00%	8	21.62%	0	0.00%	1	2.70%	0	0.00%	0	0.00%
Vote by Mail	1	0.27%	1	0.27%	34	9.29%	1	0.27%	2	0.55%	1	0.27%	0	0.00%
Canvass	0	0.00%	0	0.00%	2	50.00%	0	0.00%	0	0.00%	0	0.00%	0	0.00%
Total	1	0.25%	1	0.25%	44	10.81%	1	0.25%	3	0.74%	1	0.25%	0	0.00%
0027602														
Election Day	2	6.06%	0	0.00%	2	6.06%	0	0.00%	0	0.00%	0	0.00%	0	0.00%
Vote by Mail	1	0.18%	0	0.00%	32	5.89%	2	0.37%	8	1.47%	14	2.58%	0	0.00%
Canvass	0	0.00%	0	0.00%	0	0.00%	0	0.00%	0	0.00%	1	12.50%	0	0.00%
Total	3	0.51%	0	0.00%	34	5.82%	2	0.34%	8	1.37%	15	2.57%	0	0.00%
0027648														
Election Day	0	0.00%	0	0.00%	1	3.13%	0	0.00%	0	0.00%	0	0.00%	0	0.00%
Vote by Mail	0	0.00%	0	0.00%	39	7.66%	1	0.20%	18	3.54%	7	1.38%	0	0.00%
Canvass	0	0.00%	0	0.00%	0	0.00%	0	0.00%	0	0.00%	0	0.00%	0	0.00%
Total	0	0.00%	0	0.00%	40	7.35%	1	0.18%	18	3.31%	7	1.29%	0	0.00%

Precinct	JENNY RAE LE ROUX (REP)		DAVID LOZANO (REP)		STEVE CHAVEZ LODGE (REP)		MICHAEL LOEBBS (NPP)		DENIS LUCEY (NPP)		DIEGO MARTINEZ (REP)		JEREMIAH "JEREMY" MARCINIAK (NPP)	
0027223														
Election Day	0	0.00%	0	0.00%	0	0.00%	0	0.00%	0	0.00%	0	0.00%	0	0.00%
Vote by Mail	0	0.00%	0	0.00%	0	0.00%	0	0.00%	0	0.00%	0	0.00%	0	0.00%
Canvass	0	0.00%	0	0.00%	0	0.00%	0	0.00%	0	0.00%	0	0.00%	0	0.00%
Total	0	0.00%	0	0.00%	0	0.00%	0	0.00%	0	0.00%	0	0.00%	0	0.00%
0027305														
Election Day	0	0.00%	0	0.00%	0	0.00%	0	0.00%	0	0.00%	0	0.00%	0	0.00%
Vote by Mail	1	0.15%	0	0.00%	0	0.00%	3	0.46%	0	0.00%	0	0.00%	0	0.00%
Canvass	0	0.00%	0	0.00%	0	0.00%	0	0.00%	0	0.00%	0	0.00%	0	0.00%
Total	1	0.15%	0	0.00%	0	0.00%	3	0.44%	0	0.00%	0	0.00%	0	0.00%
0027401														
Election Day	0	0.00%	0	0.00%	0	0.00%	0	0.00%	0	0.00%	0	0.00%	0	0.00%
Vote by Mail	0	0.00%	1	0.34%	0	0.00%	1	0.34%	0	0.00%	0	0.00%	0	0.00%
Canvass	0	0.00%	0	0.00%	0	0.00%	0	0.00%	0	0.00%	0	0.00%	0	0.00%
Total	0	0.00%	1	0.30%	0	0.00%	1	0.30%	0	0.00%	0	0.00%	0	0.00%
0027429														
Election Day	0	0.00%	0	0.00%	0	0.00%	0	0.00%	0	0.00%	0	0.00%	0	0.00%
Vote by Mail	1	0.27%	1	0.27%	0	0.00%	1	0.27%	0	0.00%	1	0.27%	0	0.00%
Canvass	0	0.00%	0	0.00%	0	0.00%	0	0.00%	0	0.00%	0	0.00%	0	0.00%
Total	1	0.25%	1	0.25%	0	0.00%	1	0.25%	0	0.00%	1	0.25%	0	0.00%
0027602														
Election Day	0	0.00%	0	0.00%	0	0.00%	0	0.00%	0	0.00%	0	0.00%	0	0.00%
Vote by Mail	1	0.18%	1	0.18%	1	0.18%	1	0.18%	0	0.00%	1	0.18%	0	0.00%
Canvass	0	0.00%	0	0.00%	0	0.00%	0	0.00%	0	0.00%	0	0.00%	0	0.00%
Total	1	0.17%	1	0.17%	1	0.17%	1	0.17%	0	0.00%	1	0.17%	0	0.00%
0027648														
Election Day	0	0.00%	0	0.00%	0	0.00%	0	0.00%	0	0.00%	0	0.00%	0	0.00%
Vote by Mail	1	0.20%	1	0.20%	2	0.39%	1	0.20%	1	0.20%	0	0.00%	0	0.00%
Canvass	0	0.00%	0	0.00%	0	0.00%	0	0.00%	0	0.00%	0	0.00%	0	0.00%
Total	1	0.18%	1	0.18%	2	0.37%	1	0.18%	1	0.18%	0	0.00%	0	0.00%

Precinct	DANIEL MERCURI (REP)		JACQUELINE MCGOWAN (DEM)		DAVID MOORE (NPP)		DAVID ALEXANDER BRAMANTE (REP)		HOLLY L. BAADE (DEM)		ANGELYNE (NPP)		JAMES G. HANINK (NPP)	
0027223														
Election Day	0	0.00%	0	0.00%	0	0.00%	0	0.00%	0	0.00%	0	0.00%	0	0.00%
Vote by Mail	1	0.20%	12	2.34%	3	0.59%	0	0.00%	7	1.37%	1	0.20%	1	0.20%
Canvass	0	0.00%	0	0.00%	0	0.00%	0	0.00%	0	0.00%	0	0.00%	0	0.00%
Total	1	0.18%	12	2.16%	3	0.54%	0	0.00%	7	1.26%	1	0.18%	1	0.18%
0027305														
Election Day	0	0.00%	0	0.00%	0	0.00%	0	0.00%	0	0.00%	0	0.00%	0	0.00%
Vote by Mail	0	0.00%	19	2.92%	2	0.31%	0	0.00%	7	1.08%	1	0.15%	0	0.00%
Canvass	0	0.00%	0	0.00%	0	0.00%	0	0.00%	0	0.00%	0	0.00%	0	0.00%
Total	0	0.00%	19	2.79%	2	0.29%	0	0.00%	7	1.03%	1	0.15%	0	0.00%
0027401														
Election Day	0	0.00%	0	0.00%	0	0.00%	0	0.00%	1	3.85%	0	0.00%	1	3.85%
Vote by Mail	0	0.00%	15	5.07%	3	1.01%	0	0.00%	5	1.69%	1	0.34%	0	0.00%
Canvass	0	0.00%	0	0.00%	0	0.00%	0	0.00%	0	0.00%	0	0.00%	0	0.00%
Total	0	0.00%	15	4.55%	3	0.91%	0	0.00%	6	1.82%	1	0.30%	1	0.30%
0027429														
Election Day	0	0.00%	2	5.41%	0	0.00%	0	0.00%	2	5.41%	0	0.00%	0	0.00%
Vote by Mail	0	0.00%	19	5.19%	3	0.82%	2	0.55%	5	1.37%	1	0.27%	0	0.00%
Canvass	0	0.00%	0	0.00%	1	25.00%	0	0.00%	0	0.00%	0	0.00%	0	0.00%
Total	0	0.00%	21	5.16%	4	0.98%	2	0.49%	7	1.72%	1	0.25%	0	0.00%
0027602														
Election Day	0	0.00%	2	6.06%	0	0.00%	0	0.00%	0	0.00%	0	0.00%	0	0.00%
Vote by Mail	2	0.37%	23	4.24%	4	0.74%	0	0.00%	5	0.92%	3	0.55%	0	0.00%
Canvass	0	0.00%	1	12.50%	0	0.00%	0	0.00%	0	0.00%	0	0.00%	0	0.00%
Total	2	0.34%	26	4.45%	4	0.68%	0	0.00%	5	0.86%	3	0.51%	0	0.00%
0027648														
Election Day	0	0.00%	1	3.13%	0	0.00%	1	3.13%	0	0.00%	0	0.00%	0	0.00%
Vote by Mail	1	0.20%	25	4.91%	1	0.20%	2	0.39%	10	1.96%	0	0.00%	0	0.00%
Canvass	0	0.00%	0	0.00%	0	0.00%	0	0.00%	0	0.00%	0	0.00%	0	0.00%
Total	1	0.18%	26	4.78%	1	0.18%	3	0.55%	10	1.84%	0	0.00%	0	0.00%

Precinct	DAVID HILLBERG (REP)		JEFF HEWITT (LIB)		JOHN R. DRAKE (DEM)		LARRY A. ELDER (REP)		KEVIN PAFFRATH (DEM)		ADAM PAPAGAN (NPP)		ARMANDO "MANDO" PEREZ- SERRATO (DEM)	
0027223														
Election Day	0	0.00%	0	0.00%	0	0.00%	29	76.32%	0	0.00%	0	0.00%	1	2.63%
Vote by Mail	0	0.00%	2	0.39%	4	0.78%	217	42.38%	50	9.77%	0	0.00%	4	0.78%
Canvass	0	0.00%	0	0.00%	1	20.00%	4	80.00%	0	0.00%	0	0.00%	0	0.00%
Total	0	0.00%	2	0.36%	5	0.90%	250	45.05%	50	9.01%	0	0.00%	5	0.90%
0027305														
Election Day	0	0.00%	0	0.00%	0	0.00%	21	67.74%	1	3.23%	0	0.00%	0	0.00%
Vote by Mail	0	0.00%	3	0.46%	6	0.92%	253	38.92%	69	10.62%	1	0.15%	2	0.31%
Canvass	0	0.00%	0	0.00%	0	0.00%	1	100.00%	0	0.00%	0	0.00%	0	0.00%
Total	0	0.00%	3	0.44%	6	0.88%	275	40.32%	70	10.26%	1	0.15%	2	0.29%
0027401														
Election Day	0	0.00%	0	0.00%	0	0.00%	17	65.38%	2	7.69%	0	0.00%	0	0.00%
Vote by Mail	0	0.00%	3	1.01%	5	1.69%	90	30.41%	33	11.15%	0	0.00%	4	1.35%
Canvass	0	0.00%	0	0.00%	0	0.00%	6	75.00%	0	0.00%	0	0.00%	0	0.00%
Total	0	0.00%	3	0.91%	5	1.52%	113	34.24%	35	10.61%	0	0.00%	4	1.21%
0027429														
Election Day	0	0.00%	0	0.00%	0	0.00%	16	43.24%	1	2.70%	0	0.00%	0	0.00%
Vote by Mail	0	0.00%	3	0.82%	6	1.64%	102	27.87%	64	17.49%	0	0.00%	5	1.37%
Canvass	0	0.00%	0	0.00%	0	0.00%	1	25.00%	0	0.00%	0	0.00%	0	0.00%
Total	0	0.00%	3	0.74%	6	1.47%	119	29.24%	65	15.97%	0	0.00%	5	1.23%
0027602														
Election Day	0	0.00%	0	0.00%	0	0.00%	23	69.70%	1	3.03%	0	0.00%	0	0.00%
Vote by Mail	0	0.00%	5	0.92%	3	0.55%	202	37.20%	51	9.39%	0	0.00%	2	0.37%
Canvass	0	0.00%	0	0.00%	0	0.00%	4	50.00%	1	12.50%	0	0.00%	0	0.00%
Total	0	0.00%	5	0.86%	3	0.51%	229	39.21%	53	9.08%	0	0.00%	2	0.34%
0027648														
Election Day	0	0.00%	0	0.00%	0	0.00%	22	68.75%	0	0.00%	0	0.00%	1	3.13%
Vote by Mail	0	0.00%	4	0.79%	3	0.59%	191	37.52%	57	11.20%	1	0.20%	6	1.18%
Canvass	0	0.00%	0	0.00%	0	0.00%	1	33.33%	0	0.00%	0	0.00%	0	0.00%
Total	0	0.00%	4	0.74%	3	0.55%	214	39.34%	57	10.48%	1	0.18%	7	1.29%

Precinct	JOHN COX (REP)		HEATHER COLLINS (G-P)		DANIEL WATTS (DEM)		NICKOLAS WILDSTAR (REP)		SARAH STEPHENS (REP)		DENVER STONER (REP)		JOE M. SYMMON (REP)	
0027223														
Election Day	1	2.63%	0	0.00%	1	2.63%	0	0.00%	0	0.00%	0	0.00%	0	0.00%
Vote by Mail	12	2.34%	4	0.78%	8	1.56%	1	0.20%	1	0.20%	1	0.20%	0	0.00%
Canvass	0	0.00%	0	0.00%	0	0.00%	0	0.00%	0	0.00%	0	0.00%	0	0.00%
Total	13	2.34%	4	0.72%	9	1.62%	1	0.18%	1	0.18%	1	0.18%	0	0.00%
0027305														
Election Day	2	6.45%	0	0.00%	2	6.45%	0	0.00%	0	0.00%	0	0.00%	0	0.00%
Vote by Mail	36	5.54%	4	0.62%	16	2.46%	0	0.00%	1	0.15%	2	0.31%	0	0.00%
Canvass	0	0.00%	0	0.00%	0	0.00%	0	0.00%	0	0.00%	0	0.00%	0	0.00%
Total	38	5.57%	4	0.59%	18	2.64%	0	0.00%	1	0.15%	2	0.29%	0	0.00%
0027401														
Election Day	0	0.00%	0	0.00%	1	3.85%	0	0.00%	0	0.00%	0	0.00%	0	0.00%
Vote by Mail	11	3.72%	3	1.01%	17	5.74%	0	0.00%	0	0.00%	1	0.34%	0	0.00%
Canvass	0	0.00%	0	0.00%	0	0.00%	0	0.00%	0	0.00%	0	0.00%	0	0.00%
Total	11	3.33%	3	0.91%	18	5.45%	0	0.00%	0	0.00%	1	0.30%	0	0.00%
0027429														
Election Day	2	5.41%	0	0.00%	0	0.00%	0	0.00%	0	0.00%	0	0.00%	0	0.00%
Vote by Mail	26	7.10%	2	0.55%	17	4.64%	0	0.00%	0	0.00%	0	0.00%	0	0.00%
Canvass	0	0.00%	0	0.00%	0	0.00%	0	0.00%	0	0.00%	0	0.00%	0	0.00%
Total	28	6.88%	2	0.49%	17	4.18%	0	0.00%	0	0.00%	0	0.00%	0	0.00%
0027602														
Election Day	0	0.00%	0	0.00%	0	0.00%	0	0.00%	0	0.00%	0	0.00%	0	0.00%
Vote by Mail	22	4.05%	4	0.74%	24	4.42%	0	0.00%	0	0.00%	2	0.37%	0	0.00%
Canvass	0	0.00%	0	0.00%	0	0.00%	0	0.00%	0	0.00%	0	0.00%	0	0.00%
Total	22	3.77%	4	0.68%	24	4.11%	0	0.00%	0	0.00%	2	0.34%	0	0.00%
0027648														
Election Day	2	6.25%	0	0.00%	0	0.00%	0	0.00%	0	0.00%	0	0.00%	0	0.00%
Vote by Mail	26	5.11%	5	0.98%	16	3.14%	0	0.00%	0	0.00%	0	0.00%	0	0.00%
Canvass	0	0.00%	0	0.00%	0	0.00%	0	0.00%	0	0.00%	0	0.00%	0	0.00%
Total	28	5.15%	5	0.92%	16	2.94%	0	0.00%	0	0.00%	0	0.00%	0	0.00%

Precinct	MAJOR SINGH (NPP)		DOUG OSE (REP)		Write-in		Total Votes	ROXANNE Qualified Write In		STACY SMITH Qualified Write In		MAJOR WILLIAMS Qualified Write In	
0027223													
Election Day	0	0.00%	0	0.00%	0	0.00%	38	0	0.00%	0	0.00%	0	0.00%
Vote by Mail	4	0.78%	6	1.17%	1	0.20%	512	0	0.00%	0	0.00%	1	0.20%
Canvass	0	0.00%	0	0.00%	0	0.00%	5	0	0.00%	0	0.00%	0	0.00%
Total	4	0.72%	6	1.08%	1	0.18%	555	0	0.00%	0	0.00%	1	0.18%
0027305													
Election Day	0	0.00%	0	0.00%	0	0.00%	31	0	0.00%	0	0.00%	0	0.00%
Vote by Mail	1	0.15%	11	1.69%	0	0.00%	650	0	0.00%	0	0.00%	0	0.00%
Canvass	0	0.00%	0	0.00%	0	0.00%	1	0	0.00%	0	0.00%	0	0.00%
Total	1	0.15%	11	1.61%	0	0.00%	682	0	0.00%	0	0.00%	0	0.00%
0027401													
Election Day	0	0.00%	0	0.00%	0	0.00%	26	0	0.00%	0	0.00%	0	0.00%
Vote by Mail	2	0.68%	2	0.68%	1	0.34%	296	0	0.00%	0	0.00%	1	0.34%
Canvass	0	0.00%	0	0.00%	0	0.00%	8	0	0.00%	0	0.00%	0	0.00%
Total	2	0.61%	2	0.61%	1	0.30%	330	0	0.00%	0	0.00%	1	0.30%
0027429													
Election Day	0	0.00%	0	0.00%	0	0.00%	37	0	0.00%	0	0.00%	0	0.00%
Vote by Mail	1	0.27%	3	0.82%	2	0.55%	366	0	0.00%	0	0.00%	2	0.55%
Canvass	0	0.00%	0	0.00%	0	0.00%	4	0	0.00%	0	0.00%	0	0.00%
Total	1	0.25%	3	0.74%	2	0.49%	407	0	0.00%	0	0.00%	2	0.49%
0027602													
Election Day	0	0.00%	0	0.00%	0	0.00%	33	0	0.00%	0	0.00%	0	0.00%
Vote by Mail	1	0.18%	5	0.92%	0	0.00%	543	0	0.00%	0	0.00%	0	0.00%
Canvass	0	0.00%	0	0.00%	0	0.00%	8	0	0.00%	0	0.00%	0	0.00%
Total	1	0.17%	5	0.86%	0	0.00%	584	0	0.00%	0	0.00%	0	0.00%
0027648													
Election Day	0	0.00%	0	0.00%	0	0.00%	32	0	0.00%	0	0.00%	0	0.00%
Vote by Mail	0	0.00%	3	0.59%	1	0.20%	509	0	0.00%	0	0.00%	1	0.20%
Canvass	0	0.00%	0	0.00%	0	0.00%	3	0	0.00%	0	0.00%	0	0.00%
Total	0	0.00%	3	0.55%	1	0.18%	544	0	0.00%	0	0.00%	1	0.18%

Precinct	THUY E. HUGENS Qualified Write In		MIKI HABRYN Qualified Write In		VINCE LUNDGREN Qualified Write In		VIVEK B. MOHAN Qualified Write In	
0027223								
Election Day	0	0.00%	0	0.00%	0	0.00%	0	0.00%
Vote by Mail	0	0.00%	0	0.00%	0	0.00%	0	0.00%
Canvass	0	0.00%	0	0.00%	0	0.00%	0	0.00%
Total	0	0.00%	0	0.00%	0	0.00%	0	0.00%
0027305								
Election Day	0	0.00%	0	0.00%	0	0.00%	0	0.00%
Vote by Mail	0	0.00%	0	0.00%	0	0.00%	0	0.00%
Canvass	0	0.00%	0	0.00%	0	0.00%	0	0.00%
Total	0	0.00%	0	0.00%	0	0.00%	0	0.00%
0027401								
Election Day	0	0.00%	0	0.00%	0	0.00%	0	0.00%
Vote by Mail	0	0.00%	0	0.00%	0	0.00%	0	0.00%
Canvass	0	0.00%	0	0.00%	0	0.00%	0	0.00%
Total	0	0.00%	0	0.00%	0	0.00%	0	0.00%
0027429								
Election Day	0	0.00%	0	0.00%	0	0.00%	0	0.00%
Vote by Mail	0	0.00%	0	0.00%	0	0.00%	0	0.00%
Canvass	0	0.00%	0	0.00%	0	0.00%	0	0.00%
Total	0	0.00%	0	0.00%	0	0.00%	0	0.00%
0027602								
Election Day	0	0.00%	0	0.00%	0	0.00%	0	0.00%
Vote by Mail	0	0.00%	0	0.00%	0	0.00%	0	0.00%
Canvass	0	0.00%	0	0.00%	0	0.00%	0	0.00%
Total	0	0.00%	0	0.00%	0	0.00%	0	0.00%
0027648								
Election Day	0	0.00%	0	0.00%	0	0.00%	0	0.00%
Vote by Mail	0	0.00%	0	0.00%	0	0.00%	0	0.00%
Canvass	0	0.00%	0	0.00%	0	0.00%	0	0.00%
Total	0	0.00%	0	0.00%	0	0.00%	0	0.00%

Precinct	Times Cast	Registered Voters	Undervotes	Overvotes
0027686				
Election Day	22	1,541	2	0
Vote by Mail	1,122	1,541	426	1
Canvass	6	1,541	4	0
Total	1,150	1,541	432	1
0027719				
Election Day	32	1,635	5	0
Vote by Mail	1,003	1,635	499	3
Canvass	11	1,635	3	0
Total	1,046	1,635	507	3
0027834				
Election Day	32	1,475	8	0
Vote by Mail	783	1,475	370	0
Canvass	8	1,475	3	0
Total	823	1,475	381	0
0027980				
Election Day	32	1,681	6	0
Vote by Mail	1,305	1,681	564	0
Canvass	6	1,681	4	0
Total	1,343	1,681	574	0
0028014				
Election Day	48	1,742	7	1
Vote by Mail	1,137	1,742	511	0
Canvass	13	1,742	3	0
Total	1,198	1,742	521	1
0028200				
Election Day	39	1,520	1	0
Vote by Mail	1,081	1,520	444	1
Canvass	6	1,520	1	0
Total	1,126	1,520	446	1

Precinct	DAN KAPELOVITZ (G-P)		KEVIN K. KAUL (NPP)	
0027686				
Election Day	0	0.00%	0	0.00%
Vote by Mail	3	0.43%	0	0.00%
Canvass	0	0.00%	0	0.00%
Total	3	0.42%	0	0.00%
0027719				
Election Day	0	0.00%	0	0.00%
Vote by Mail	4	0.80%	1	0.20%
Canvass	0	0.00%	0	0.00%
Total	4	0.75%	1	0.19%
0027834				
Election Day	0	0.00%	0	0.00%
Vote by Mail	6	1.45%	0	0.00%
Canvass	0	0.00%	0	0.00%
Total	6	1.36%	0	0.00%
0027980				
Election Day	0	0.00%	0	0.00%
Vote by Mail	3	0.40%	0	0.00%
Canvass	0	0.00%	0	0.00%
Total	3	0.39%	0	0.00%
0028014				
Election Day	0	0.00%	0	0.00%
Vote by Mail	5	0.80%	0	0.00%
Canvass	0	0.00%	0	0.00%
Total	5	0.74%	0	0.00%
0028200				
Election Day	1	2.63%	0	0.00%
Vote by Mail	2	0.31%	1	0.16%
Canvass	0	0.00%	0	0.00%
Total	3	0.44%	1	0.15%

Precinct	CHAUNCEY "SLIM" KILLENS (REP)		KEVIN KILEY (REP)		PATRICK KILPATRICK (DEM)		ANTHONY TRIMINO (REP)		JOEL VENTRESCA (DEM)		KEVIN L. FAULCONER (REP)		RHONDA FURIN (REP)	
0027686														
Election Day	0	0.00%	2	10.00%	0	0.00%	0	0.00%	0	0.00%	1	5.00%	0	0.00%
Vote by Mail	0	0.00%	29	4.17%	2	0.29%	0	0.00%	14	2.01%	122	17.55%	0	0.00%
Canvass	0	0.00%	0	0.00%	0	0.00%	0	0.00%	0	0.00%	0	0.00%	0	0.00%
Total	0	0.00%	31	4.32%	2	0.28%	0	0.00%	14	1.95%	123	17.15%	0	0.00%
0027719														
Election Day	0	0.00%	1	3.70%	0	0.00%	0	0.00%	0	0.00%	6	22.22%	0	0.00%
Vote by Mail	0	0.00%	31	6.19%	4	0.80%	0	0.00%	18	3.59%	82	16.37%	0	0.00%
Canvass	0	0.00%	0	0.00%	0	0.00%	0	0.00%	0	0.00%	1	12.50%	0	0.00%
Total	0	0.00%	32	5.97%	4	0.75%	0	0.00%	18	3.36%	89	16.60%	0	0.00%
0027834														
Election Day	0	0.00%	2	8.33%	0	0.00%	0	0.00%	0	0.00%	0	0.00%	0	0.00%
Vote by Mail	0	0.00%	11	2.66%	3	0.73%	0	0.00%	17	4.12%	32	7.75%	0	0.00%
Canvass	0	0.00%	0	0.00%	0	0.00%	0	0.00%	0	0.00%	0	0.00%	0	0.00%
Total	0	0.00%	13	2.94%	3	0.68%	0	0.00%	17	3.85%	32	7.24%	0	0.00%
0027980														
Election Day	0	0.00%	1	3.85%	0	0.00%	0	0.00%	0	0.00%	3	11.54%	0	0.00%
Vote by Mail	0	0.00%	39	5.26%	5	0.67%	0	0.00%	17	2.29%	141	19.03%	0	0.00%
Canvass	0	0.00%	0	0.00%	0	0.00%	0	0.00%	0	0.00%	0	0.00%	0	0.00%
Total	0	0.00%	40	5.20%	5	0.65%	0	0.00%	17	2.21%	144	18.73%	0	0.00%
0028014														
Election Day	0	0.00%	2	5.00%	0	0.00%	1	2.50%	0	0.00%	0	0.00%	0	0.00%
Vote by Mail	2	0.32%	31	4.95%	6	0.96%	4	0.64%	20	3.19%	49	7.83%	1	0.16%
Canvass	0	0.00%	0	0.00%	0	0.00%	0	0.00%	0	0.00%	0	0.00%	0	0.00%
Total	2	0.30%	33	4.88%	6	0.89%	5	0.74%	20	2.96%	49	7.25%	1	0.15%
0028200														
Election Day	0	0.00%	4	10.53%	0	0.00%	0	0.00%	0	0.00%	6	15.79%	0	0.00%
Vote by Mail	0	0.00%	40	6.29%	3	0.47%	1	0.16%	17	2.67%	74	11.64%	0	0.00%
Canvass	0	0.00%	0	0.00%	0	0.00%	0	0.00%	0	0.00%	0	0.00%	0	0.00%
Total	0	0.00%	44	6.48%	3	0.44%	1	0.15%	17	2.50%	80	11.78%	0	0.00%

Precinct	ROBERT C. NEWMAN II (REP)		DENNIS RICHTER (NPP)		BRANDON M. ROSS (DEM)		SAM L. GALLUCCI (REP)		TED GAINES (REP)		CAITLYN JENNER (REP)		LEO S. ZACKY (REP)	
0027686														
Election Day	0	0.00%	0	0.00%	0	0.00%	0	0.00%	0	0.00%	0	0.00%	0	0.00%
Vote by Mail	0	0.00%	1	0.14%	17	2.45%	2	0.29%	15	2.16%	10	1.44%	0	0.00%
Canvass	0	0.00%	0	0.00%	0	0.00%	0	0.00%	0	0.00%	0	0.00%	0	0.00%
Total	0	0.00%	1	0.14%	17	2.37%	2	0.28%	15	2.09%	10	1.39%	0	0.00%
0027719														
Election Day	0	0.00%	0	0.00%	1	3.70%	0	0.00%	0	0.00%	0	0.00%	0	0.00%
Vote by Mail	0	0.00%	1	0.20%	26	5.19%	0	0.00%	9	1.80%	5	1.00%	0	0.00%
Canvass	0	0.00%	0	0.00%	1	12.50%	0	0.00%	0	0.00%	0	0.00%	0	0.00%
Total	0	0.00%	1	0.19%	28	5.22%	0	0.00%	9	1.68%	5	0.93%	0	0.00%
0027834														
Election Day	0	0.00%	0	0.00%	2	8.33%	0	0.00%	0	0.00%	0	0.00%	0	0.00%
Vote by Mail	2	0.48%	2	0.48%	35	8.47%	0	0.00%	2	0.48%	6	1.45%	0	0.00%
Canvass	0	0.00%	0	0.00%	0	0.00%	0	0.00%	0	0.00%	0	0.00%	0	0.00%
Total	2	0.45%	2	0.45%	37	8.37%	0	0.00%	2	0.45%	6	1.36%	0	0.00%
0027980														
Election Day	0	0.00%	0	0.00%	2	7.69%	0	0.00%	0	0.00%	0	0.00%	0	0.00%
Vote by Mail	3	0.40%	0	0.00%	36	4.86%	0	0.00%	13	1.75%	7	0.94%	0	0.00%
Canvass	0	0.00%	0	0.00%	0	0.00%	0	0.00%	0	0.00%	0	0.00%	0	0.00%
Total	3	0.39%	0	0.00%	38	4.94%	0	0.00%	13	1.69%	7	0.91%	0	0.00%
0028014														
Election Day	0	0.00%	0	0.00%	1	2.50%	0	0.00%	0	0.00%	0	0.00%	0	0.00%
Vote by Mail	0	0.00%	0	0.00%	42	6.71%	1	0.16%	24	3.83%	16	2.56%	0	0.00%
Canvass	0	0.00%	0	0.00%	1	10.00%	0	0.00%	0	0.00%	0	0.00%	0	0.00%
Total	0	0.00%	0	0.00%	44	6.51%	1	0.15%	24	3.55%	16	2.37%	0	0.00%
0028200														
Election Day	0	0.00%	0	0.00%	1	2.63%	0	0.00%	0	0.00%	1	2.63%	1	2.63%
Vote by Mail	0	0.00%	1	0.16%	37	5.82%	0	0.00%	14	2.20%	12	1.89%	1	0.16%
Canvass	0	0.00%	0	0.00%	0	0.00%	0	0.00%	0	0.00%	1	20.00%	0	0.00%
Total	0	0.00%	1	0.15%	38	5.60%	0	0.00%	14	2.06%	14	2.06%	2	0.29%

Precinct	JENNY RAE LE ROUX (REP)		DAVID LOZANO (REP)		STEVE CHAVEZ LODGE (REP)		MICHAEL LOEBBS (NPP)		DENIS LUCEY (NPP)		DIEGO MARTINEZ (REP)		JEREMIAH "JEREMY" MARCINIAK (NPP)	
0027686														
Election Day	1	5.00%	0	0.00%	0	0.00%	0	0.00%	0	0.00%	0	0.00%	0	0.00%
Vote by Mail	0	0.00%	1	0.14%	0	0.00%	2	0.29%	1	0.14%	1	0.14%	0	0.00%
Canvass	0	0.00%	0	0.00%	0	0.00%	0	0.00%	0	0.00%	0	0.00%	0	0.00%
Total	1	0.14%	1	0.14%	0	0.00%	2	0.28%	1	0.14%	1	0.14%	0	0.00%
0027719														
Election Day	0	0.00%	0	0.00%	0	0.00%	0	0.00%	0	0.00%	0	0.00%	0	0.00%
Vote by Mail	1	0.20%	0	0.00%	1	0.20%	3	0.60%	0	0.00%	0	0.00%	2	0.40%
Canvass	0	0.00%	0	0.00%	0	0.00%	0	0.00%	0	0.00%	0	0.00%	0	0.00%
Total	1	0.19%	0	0.00%	1	0.19%	3	0.56%	0	0.00%	0	0.00%	2	0.37%
0027834														
Election Day	0	0.00%	0	0.00%	0	0.00%	0	0.00%	0	0.00%	0	0.00%	0	0.00%
Vote by Mail	0	0.00%	0	0.00%	0	0.00%	2	0.48%	0	0.00%	0	0.00%	0	0.00%
Canvass	0	0.00%	0	0.00%	0	0.00%	0	0.00%	0	0.00%	0	0.00%	0	0.00%
Total	0	0.00%	0	0.00%	0	0.00%	2	0.45%	0	0.00%	0	0.00%	0	0.00%
0027980														
Election Day	0	0.00%	0	0.00%	0	0.00%	0	0.00%	0	0.00%	0	0.00%	0	0.00%
Vote by Mail	0	0.00%	3	0.40%	0	0.00%	1	0.13%	0	0.00%	0	0.00%	0	0.00%
Canvass	0	0.00%	0	0.00%	0	0.00%	0	0.00%	0	0.00%	0	0.00%	0	0.00%
Total	0	0.00%	3	0.39%	0	0.00%	1	0.13%	0	0.00%	0	0.00%	0	0.00%
0028014														
Election Day	0	0.00%	0	0.00%	0	0.00%	0	0.00%	0	0.00%	0	0.00%	0	0.00%
Vote by Mail	2	0.32%	1	0.16%	0	0.00%	2	0.32%	0	0.00%	0	0.00%	0	0.00%
Canvass	0	0.00%	0	0.00%	0	0.00%	0	0.00%	0	0.00%	0	0.00%	0	0.00%
Total	2	0.30%	1	0.15%	0	0.00%	2	0.30%	0	0.00%	0	0.00%	0	0.00%
0028200														
Election Day	0	0.00%	0	0.00%	0	0.00%	0	0.00%	0	0.00%	0	0.00%	0	0.00%
Vote by Mail	3	0.47%	2	0.31%	0	0.00%	0	0.00%	0	0.00%	0	0.00%	0	0.00%
Canvass	0	0.00%	0	0.00%	0	0.00%	0	0.00%	0	0.00%	0	0.00%	0	0.00%
Total	3	0.44%	2	0.29%	0	0.00%	0	0.00%	0	0.00%	0	0.00%	0	0.00%

Precinct	DANIEL MERCURI (REP)		JACQUELINE MCGOWAN (DEM)		DAVID MOORE (NPP)		DAVID ALEXANDER BRAMANTE (REP)		HOLLY L. BAADE (DEM)		ANGELYNE (NPP)		JAMES G. HANINK (NPP)	
0027686														
Election Day	0	0.00%	1	5.00%	0	0.00%	0	0.00%	0	0.00%	0	0.00%	0	0.00%
Vote by Mail	0	0.00%	10	1.44%	1	0.14%	0	0.00%	2	0.29%	3	0.43%	0	0.00%
Canvass	0	0.00%	0	0.00%	0	0.00%	0	0.00%	0	0.00%	0	0.00%	0	0.00%
Total	0	0.00%	11	1.53%	1	0.14%	0	0.00%	2	0.28%	3	0.42%	0	0.00%
0027719														
Election Day	0	0.00%	1	3.70%	0	0.00%	0	0.00%	0	0.00%	0	0.00%	0	0.00%
Vote by Mail	0	0.00%	16	3.19%	1	0.20%	0	0.00%	2	0.40%	0	0.00%	0	0.00%
Canvass	0	0.00%	0	0.00%	0	0.00%	0	0.00%	0	0.00%	0	0.00%	0	0.00%
Total	0	0.00%	17	3.17%	1	0.19%	0	0.00%	2	0.37%	0	0.00%	0	0.00%
0027834														
Election Day	0	0.00%	1	4.17%	0	0.00%	0	0.00%	1	4.17%	0	0.00%	0	0.00%
Vote by Mail	0	0.00%	26	6.30%	3	0.73%	0	0.00%	7	1.69%	2	0.48%	1	0.24%
Canvass	0	0.00%	0	0.00%	0	0.00%	0	0.00%	0	0.00%	0	0.00%	0	0.00%
Total	0	0.00%	27	6.11%	3	0.68%	0	0.00%	8	1.81%	2	0.45%	1	0.23%
0027980														
Election Day	0	0.00%	1	3.85%	0	0.00%	0	0.00%	0	0.00%	0	0.00%	0	0.00%
Vote by Mail	1	0.13%	14	1.89%	1	0.13%	0	0.00%	4	0.54%	4	0.54%	0	0.00%
Canvass	0	0.00%	0	0.00%	0	0.00%	0	0.00%	0	0.00%	0	0.00%	0	0.00%
Total	1	0.13%	15	1.95%	1	0.13%	0	0.00%	4	0.52%	4	0.52%	0	0.00%
0028014														
Election Day	0	0.00%	2	5.00%	0	0.00%	0	0.00%	0	0.00%	0	0.00%	0	0.00%
Vote by Mail	0	0.00%	19	3.04%	3	0.48%	0	0.00%	6	0.96%	5	0.80%	0	0.00%
Canvass	0	0.00%	0	0.00%	0	0.00%	0	0.00%	0	0.00%	0	0.00%	0	0.00%
Total	0	0.00%	21	3.11%	3	0.44%	0	0.00%	6	0.89%	5	0.74%	0	0.00%
0028200														
Election Day	0	0.00%	0	0.00%	0	0.00%	0	0.00%	0	0.00%	0	0.00%	0	0.00%
Vote by Mail	0	0.00%	13	2.04%	2	0.31%	2	0.31%	11	1.73%	2	0.31%	0	0.00%
Canvass	0	0.00%	0	0.00%	0	0.00%	0	0.00%	0	0.00%	0	0.00%	0	0.00%
Total	0	0.00%	13	1.91%	2	0.29%	2	0.29%	11	1.62%	2	0.29%	0	0.00%

Precinct	DAVID HILLBERG (REP)		JEFF HEWITT (LIB)		JOHN R. DRAKE (DEM)		LARRY A. ELDER (REP)		KEVIN PAFFRATH (DEM)		ADAM PAPAGAN (NPP)		ARMANDO "MANDO" PEREZ- SERRATO (DEM)	
0027686														
Election Day	0	0.00%	0	0.00%	0	0.00%	15	75.00%	0	0.00%	0	0.00%	0	0.00%
Vote by Mail	0	0.00%	5	0.72%	4	0.58%	335	48.20%	60	8.63%	0	0.00%	1	0.14%
Canvass	0	0.00%	0	0.00%	0	0.00%	2	100.00%	0	0.00%	0	0.00%	0	0.00%
Total	0	0.00%	5	0.70%	4	0.56%	352	49.09%	60	8.37%	0	0.00%	1	0.14%
0027719														
Election Day	0	0.00%	0	0.00%	0	0.00%	14	51.85%	1	3.70%	0	0.00%	0	0.00%
Vote by Mail	0	0.00%	7	1.40%	3	0.60%	191	38.12%	46	9.18%	0	0.00%	3	0.60%
Canvass	0	0.00%	0	0.00%	0	0.00%	6	75.00%	0	0.00%	0	0.00%	0	0.00%
Total	0	0.00%	7	1.31%	3	0.56%	211	39.37%	47	8.77%	0	0.00%	3	0.56%
0027834														
Election Day	0	0.00%	0	0.00%	0	0.00%	12	50.00%	4	16.67%	0	0.00%	2	8.33%
Vote by Mail	0	0.00%	5	1.21%	6	1.45%	141	34.14%	58	14.04%	0	0.00%	0	0.00%
Canvass	0	0.00%	1	20.00%	0	0.00%	1	20.00%	2	40.00%	0	0.00%	0	0.00%
Total	0	0.00%	6	1.36%	6	1.36%	154	34.84%	64	14.48%	0	0.00%	2	0.45%
0027980														
Election Day	0	0.00%	0	0.00%	0	0.00%	18	69.23%	0	0.00%	0	0.00%	0	0.00%
Vote by Mail	0	0.00%	4	0.54%	5	0.67%	315	42.51%	66	8.91%	0	0.00%	3	0.40%
Canvass	0	0.00%	0	0.00%	0	0.00%	2	100.00%	0	0.00%	0	0.00%	0	0.00%
Total	0	0.00%	4	0.52%	5	0.65%	335	43.56%	66	8.58%	0	0.00%	3	0.39%
0028014														
Election Day	0	0.00%	0	0.00%	0	0.00%	33	82.50%	1	2.50%	0	0.00%	0	0.00%
Vote by Mail	0	0.00%	3	0.48%	2	0.32%	274	43.77%	45	7.19%	0	0.00%	3	0.48%
Canvass	0	0.00%	0	0.00%	0	0.00%	7	70.00%	2	20.00%	0	0.00%	0	0.00%
Total	0	0.00%	3	0.44%	2	0.30%	314	46.45%	48	7.10%	0	0.00%	3	0.44%
0028200														
Election Day	0	0.00%	0	0.00%	0	0.00%	22	57.89%	1	2.63%	0	0.00%	0	0.00%
Vote by Mail	0	0.00%	6	0.94%	6	0.94%	273	42.92%	53	8.33%	0	0.00%	1	0.16%
Canvass	0	0.00%	0	0.00%	1	20.00%	2	40.00%	1	20.00%	0	0.00%	0	0.00%
Total	0	0.00%	6	0.88%	7	1.03%	297	43.74%	55	8.10%	0	0.00%	1	0.15%

Precinct	JOHN COX (REP)		HEATHER COLLINS (G-P)		DANIEL WATTS (DEM)		NICKOLAS WILDSTAR (REP)		SARAH STEPHENS (REP)		DENVER STONER (REP)		JOE M. SYMMON (REP)	
0027686														
Election Day	0	0.00%	0	0.00%	0	0.00%	0	0.00%	0	0.00%	0	0.00%	0	0.00%
Vote by Mail	21	3.02%	3	0.43%	10	1.44%	0	0.00%	1	0.14%	0	0.00%	0	0.00%
Canvass	0	0.00%	0	0.00%	0	0.00%	0	0.00%	0	0.00%	0	0.00%	0	0.00%
Total	21	2.93%	3	0.42%	10	1.39%	0	0.00%	1	0.14%	0	0.00%	0	0.00%
0027719														
Election Day	1	3.70%	0	0.00%	1	3.70%	0	0.00%	0	0.00%	0	0.00%	0	0.00%
Vote by Mail	14	2.79%	1	0.20%	19	3.79%	0	0.00%	0	0.00%	1	0.20%	0	0.00%
Canvass	0	0.00%	0	0.00%	0	0.00%	0	0.00%	0	0.00%	0	0.00%	0	0.00%
Total	15	2.80%	1	0.19%	20	3.73%	0	0.00%	0	0.00%	1	0.19%	0	0.00%
0027834														
Election Day	0	0.00%	0	0.00%	0	0.00%	0	0.00%	0	0.00%	0	0.00%	0	0.00%
Vote by Mail	24	5.81%	3	0.73%	12	2.91%	0	0.00%	0	0.00%	1	0.24%	1	0.24%
Canvass	0	0.00%	1	20.00%	0	0.00%	0	0.00%	0	0.00%	0	0.00%	0	0.00%
Total	24	5.43%	4	0.90%	12	2.71%	0	0.00%	0	0.00%	1	0.23%	1	0.23%
0027980														
Election Day	0	0.00%	0	0.00%	0	0.00%	0	0.00%	0	0.00%	0	0.00%	0	0.00%
Vote by Mail	20	2.70%	8	1.08%	13	1.75%	0	0.00%	0	0.00%	0	0.00%	0	0.00%
Canvass	0	0.00%	0	0.00%	0	0.00%	0	0.00%	0	0.00%	0	0.00%	0	0.00%
Total	20	2.60%	8	1.04%	13	1.69%	0	0.00%	0	0.00%	0	0.00%	0	0.00%
0028014														
Election Day	0	0.00%	0	0.00%	0	0.00%	0	0.00%	0	0.00%	0	0.00%	0	0.00%
Vote by Mail	25	3.99%	4	0.64%	17	2.72%	0	0.00%	0	0.00%	3	0.48%	0	0.00%
Canvass	0	0.00%	0	0.00%	0	0.00%	0	0.00%	0	0.00%	0	0.00%	0	0.00%
Total	25	3.70%	4	0.59%	17	2.51%	0	0.00%	0	0.00%	3	0.44%	0	0.00%
0028200														
Election Day	1	2.63%	0	0.00%	0	0.00%	0	0.00%	0	0.00%	0	0.00%	0	0.00%
Vote by Mail	20	3.14%	9	1.42%	15	2.36%	0	0.00%	0	0.00%	2	0.31%	0	0.00%
Canvass	0	0.00%	0	0.00%	0	0.00%	0	0.00%	0	0.00%	0	0.00%	0	0.00%
Total	21	3.09%	9	1.33%	15	2.21%	0	0.00%	0	0.00%	2	0.29%	0	0.00%

Precinct	MAJOR SINGH (NPP)		DOUG OSE (REP)		Write-in		Total Votes	ROXANNE Qualified Write In		STACY SMITH Qualified Write In		MAJOR WILLIAMS Qualified Write In	
0027686													
Election Day	0	0.00%	0	0.00%	0	0.00%	20	0	0.00%	0	0.00%	0	0.00%
Vote by Mail	0	0.00%	19	2.73%	0	0.00%	695	0	0.00%	0	0.00%	0	0.00%
Canvass	0	0.00%	0	0.00%	0	0.00%	2	0	0.00%	0	0.00%	0	0.00%
Total	0	0.00%	19	2.65%	0	0.00%	717	0	0.00%	0	0.00%	0	0.00%
0027719													
Election Day	0	0.00%	1	3.70%	0	0.00%	27	0	0.00%	0	0.00%	0	0.00%
Vote by Mail	1	0.20%	8	1.60%	0	0.00%	501	0	0.00%	0	0.00%	0	0.00%
Canvass	0	0.00%	0	0.00%	0	0.00%	8	0	0.00%	0	0.00%	0	0.00%
Total	1	0.19%	9	1.68%	0	0.00%	536	0	0.00%	0	0.00%	0	0.00%
0027834													
Election Day	0	0.00%	0	0.00%	0	0.00%	24	0	0.00%	0	0.00%	0	0.00%
Vote by Mail	1	0.24%	4	0.97%	0	0.00%	413	0	0.00%	0	0.00%	0	0.00%
Canvass	0	0.00%	0	0.00%	0	0.00%	5	0	0.00%	0	0.00%	0	0.00%
Total	1	0.23%	4	0.90%	0	0.00%	442	0	0.00%	0	0.00%	0	0.00%
0027980													
Election Day	0	0.00%	0	0.00%	1	3.85%	26	0	0.00%	0	0.00%	1	3.85%
Vote by Mail	0	0.00%	15	2.02%	0	0.00%	741	0	0.00%	0	0.00%	0	0.00%
Canvass	0	0.00%	0	0.00%	0	0.00%	2	0	0.00%	0	0.00%	0	0.00%
Total	0	0.00%	15	1.95%	1	0.13%	769	0	0.00%	0	0.00%	1	0.13%
0028014													
Election Day	0	0.00%	0	0.00%	0	0.00%	40	0	0.00%	0	0.00%	0	0.00%
Vote by Mail	2	0.32%	9	1.44%	0	0.00%	626	0	0.00%	0	0.00%	0	0.00%
Canvass	0	0.00%	0	0.00%	0	0.00%	10	0	0.00%	0	0.00%	0	0.00%
Total	2	0.30%	9	1.33%	0	0.00%	676	0	0.00%	0	0.00%	0	0.00%
0028200													
Election Day	0	0.00%	0	0.00%	0	0.00%	38	0	0.00%	0	0.00%	0	0.00%
Vote by Mail	1	0.16%	12	1.89%	0	0.00%	636	0	0.00%	0	0.00%	0	0.00%
Canvass	0	0.00%	0	0.00%	0	0.00%	5	0	0.00%	0	0.00%	0	0.00%
Total	1	0.15%	12	1.77%	0	0.00%	679	0	0.00%	0	0.00%	0	0.00%

Precinct	THUY E. HUGENS Qualified Write In		MIKI HABRYN Qualified Write In		VINCE LUNDGREN Qualified Write In		VIVEK B. MOHAN Qualified Write In	
0027686								
Election Day	0	0.00%	0	0.00%	0	0.00%	0	0.00%
Vote by Mail	0	0.00%	0	0.00%	0	0.00%	0	0.00%
Canvass	0	0.00%	0	0.00%	0	0.00%	0	0.00%
Total	0	0.00%	0	0.00%	0	0.00%	0	0.00%
0027719								
Election Day	0	0.00%	0	0.00%	0	0.00%	0	0.00%
Vote by Mail	0	0.00%	0	0.00%	0	0.00%	0	0.00%
Canvass	0	0.00%	0	0.00%	0	0.00%	0	0.00%
Total	0	0.00%	0	0.00%	0	0.00%	0	0.00%
0027834								
Election Day	0	0.00%	0	0.00%	0	0.00%	0	0.00%
Vote by Mail	0	0.00%	0	0.00%	0	0.00%	0	0.00%
Canvass	0	0.00%	0	0.00%	0	0.00%	0	0.00%
Total	0	0.00%	0	0.00%	0	0.00%	0	0.00%
0027980								
Election Day	0	0.00%	0	0.00%	0	0.00%	0	0.00%
Vote by Mail	0	0.00%	0	0.00%	0	0.00%	0	0.00%
Canvass	0	0.00%	0	0.00%	0	0.00%	0	0.00%
Total	0	0.00%	0	0.00%	0	0.00%	0	0.00%
0028014								
Election Day	0	0.00%	0	0.00%	0	0.00%	0	0.00%
Vote by Mail	0	0.00%	0	0.00%	0	0.00%	0	0.00%
Canvass	0	0.00%	0	0.00%	0	0.00%	0	0.00%
Total	0	0.00%	0	0.00%	0	0.00%	0	0.00%
0028200								
Election Day	0	0.00%	0	0.00%	0	0.00%	0	0.00%
Vote by Mail	0	0.00%	0	0.00%	0	0.00%	0	0.00%
Canvass	0	0.00%	0	0.00%	0	0.00%	0	0.00%
Total	0	0.00%	0	0.00%	0	0.00%	0	0.00%

Precinct	Times Cast	Registered Voters	Undervotes	Overvotes
0028299				
Election Day	23	1,540	2	0
Vote by Mail	1,225	1,540	476	0
Canvass	2	1,540	0	0
Total	1,250	1,540	478	0
0028368				
Election Day	23	1,485	5	0
Vote by Mail	1,091	1,485	403	2
Canvass	7	1,485	3	0
Total	1,121	1,485	411	2
0028380				
Election Day	62	1,566	1	0
Vote by Mail	1,071	1,566	377	5
Canvass	6	1,566	3	0
Total	1,139	1,566	381	5
0028530				
Election Day	37	1,822	6	0
Vote by Mail	1,431	1,822	532	1
Canvass	3	1,822	1	0
Total	1,471	1,822	539	1
0028656				
Election Day	23	1,552	2	0
Vote by Mail	1,264	1,552	475	0
Canvass	3	1,552	0	0
Total	1,290	1,552	477	0
0028773				
Election Day	42	1,799	4	0
Vote by Mail	1,345	1,799	470	1
Canvass	8	1,799	4	0
Total	1,395	1,799	478	1

Precinct	DAN KAPELOVITZ (G-P)		KEVIN K. KAUL (NPP)	
0028299				
Election Day	0	0.00%	0	0.00%
Vote by Mail	7	0.93%	0	0.00%
Canvass	0	0.00%	0	0.00%
Total	7	0.91%	0	0.00%
0028368				
Election Day	0	0.00%	0	0.00%
Vote by Mail	7	1.02%	1	0.15%
Canvass	0	0.00%	0	0.00%
Total	7	0.99%	1	0.14%
0028380				
Election Day	2	3.28%	0	0.00%
Vote by Mail	6	0.87%	0	0.00%
Canvass	0	0.00%	0	0.00%
Total	8	1.06%	0	0.00%
0028530				
Election Day	0	0.00%	0	0.00%
Vote by Mail	7	0.78%	1	0.11%
Canvass	0	0.00%	0	0.00%
Total	7	0.75%	1	0.11%
0028656				
Election Day	0	0.00%	0	0.00%
Vote by Mail	5	0.63%	0	0.00%
Canvass	0	0.00%	0	0.00%
Total	5	0.62%	0	0.00%
0028773				
Election Day	0	0.00%	0	0.00%
Vote by Mail	4	0.46%	1	0.11%
Canvass	0	0.00%	0	0.00%
Total	4	0.44%	1	0.11%

Precinct	CHAUNCEY "SLIM" KILLENS (REP)		KEVIN KILEY (REP)		PATRICK KILPATRICK (DEM)		ANTHONY TRIMINO (REP)		JOEL VENTRESCA (DEM)		KEVIN L. FAULCONER (REP)		RHONDA FURIN (REP)	
0028299														
Election Day	0	0.00%	0	0.00%	0	0.00%	0	0.00%	0	0.00%	0	0.00%	0	0.00%
Vote by Mail	0	0.00%	37	4.94%	8	1.07%	0	0.00%	17	2.27%	147	19.63%	0	0.00%
Canvass	0	0.00%	0	0.00%	0	0.00%	0	0.00%	0	0.00%	0	0.00%	0	0.00%
Total	0	0.00%	37	4.79%	8	1.04%	0	0.00%	17	2.20%	147	19.04%	0	0.00%
0028368														
Election Day	0	0.00%	0	0.00%	0	0.00%	0	0.00%	0	0.00%	3	16.67%	0	0.00%
Vote by Mail	0	0.00%	41	5.98%	5	0.73%	0	0.00%	8	1.17%	103	15.01%	0	0.00%
Canvass	0	0.00%	0	0.00%	0	0.00%	0	0.00%	1	25.00%	1	25.00%	0	0.00%
Total	0	0.00%	41	5.79%	5	0.71%	0	0.00%	9	1.27%	107	15.11%	0	0.00%
0028380														
Election Day	0	0.00%	1	1.64%	0	0.00%	1	1.64%	1	1.64%	2	3.28%	0	0.00%
Vote by Mail	0	0.00%	32	4.64%	10	1.45%	3	0.44%	15	2.18%	73	10.60%	1	0.15%
Canvass	0	0.00%	0	0.00%	0	0.00%	0	0.00%	0	0.00%	0	0.00%	0	0.00%
Total	0	0.00%	33	4.38%	10	1.33%	4	0.53%	16	2.12%	75	9.96%	1	0.13%
0028530														
Election Day	0	0.00%	3	9.68%	0	0.00%	3	9.68%	0	0.00%	1	3.23%	0	0.00%
Vote by Mail	1	0.11%	50	5.57%	3	0.33%	2	0.22%	17	1.89%	167	18.60%	0	0.00%
Canvass	0	0.00%	0	0.00%	0	0.00%	0	0.00%	0	0.00%	0	0.00%	0	0.00%
Total	1	0.11%	53	5.69%	3	0.32%	5	0.54%	17	1.83%	168	18.05%	0	0.00%
0028656														
Election Day	0	0.00%	4	19.05%	0	0.00%	0	0.00%	0	0.00%	4	19.05%	0	0.00%
Vote by Mail	1	0.13%	40	5.07%	2	0.25%	1	0.13%	11	1.39%	168	21.29%	0	0.00%
Canvass	0	0.00%	0	0.00%	0	0.00%	0	0.00%	0	0.00%	1	33.33%	0	0.00%
Total	1	0.12%	44	5.41%	2	0.25%	1	0.12%	11	1.35%	173	21.28%	0	0.00%
0028773														
Election Day	0	0.00%	4	10.53%	0	0.00%	0	0.00%	0	0.00%	0	0.00%	0	0.00%
Vote by Mail	0	0.00%	54	6.18%	4	0.46%	2	0.23%	13	1.49%	162	18.54%	0	0.00%
Canvass	0	0.00%	0	0.00%	0	0.00%	0	0.00%	0	0.00%	0	0.00%	0	0.00%
Total	0	0.00%	58	6.33%	4	0.44%	2	0.22%	13	1.42%	162	17.69%	0	0.00%

Precinct	ROBERT C. NEWMAN II (REP)		DENNIS RICHTER (NPP)		BRANDON M. ROSS (DEM)		SAM L. GALLUCCI (REP)		TED GAINES (REP)		CAITLYN JENNER (REP)		LEO S. ZACKY (REP)	
0028299														
Election Day	0	0.00%	0	0.00%	1	4.76%	0	0.00%	0	0.00%	0	0.00%	0	0.00%
Vote by Mail	0	0.00%	1	0.13%	30	4.01%	2	0.27%	9	1.20%	7	0.93%	0	0.00%
Canvass	0	0.00%	0	0.00%	0	0.00%	0	0.00%	0	0.00%	0	0.00%	0	0.00%
Total	0	0.00%	1	0.13%	31	4.02%	2	0.26%	9	1.17%	7	0.91%	0	0.00%
0028368														
Election Day	0	0.00%	0	0.00%	1	5.56%	0	0.00%	0	0.00%	0	0.00%	0	0.00%
Vote by Mail	0	0.00%	0	0.00%	41	5.98%	0	0.00%	23	3.35%	13	1.90%	0	0.00%
Canvass	0	0.00%	0	0.00%	1	25.00%	0	0.00%	1	25.00%	0	0.00%	0	0.00%
Total	0	0.00%	0	0.00%	43	6.07%	0	0.00%	24	3.39%	13	1.84%	0	0.00%
0028380														
Election Day	0	0.00%	0	0.00%	3	4.92%	0	0.00%	0	0.00%	0	0.00%	0	0.00%
Vote by Mail	0	0.00%	0	0.00%	33	4.79%	1	0.15%	9	1.31%	9	1.31%	0	0.00%
Canvass	0	0.00%	0	0.00%	1	33.33%	0	0.00%	0	0.00%	0	0.00%	0	0.00%
Total	0	0.00%	0	0.00%	37	4.91%	1	0.13%	9	1.20%	9	1.20%	0	0.00%
0028530														
Election Day	0	0.00%	0	0.00%	4	12.90%	0	0.00%	0	0.00%	0	0.00%	0	0.00%
Vote by Mail	0	0.00%	1	0.11%	54	6.01%	0	0.00%	27	3.01%	8	0.89%	1	0.11%
Canvass	0	0.00%	0	0.00%	1	50.00%	0	0.00%	0	0.00%	0	0.00%	0	0.00%
Total	0	0.00%	1	0.11%	59	6.34%	0	0.00%	27	2.90%	8	0.86%	1	0.11%
0028656														
Election Day	0	0.00%	0	0.00%	0	0.00%	0	0.00%	0	0.00%	0	0.00%	0	0.00%
Vote by Mail	0	0.00%	0	0.00%	43	5.45%	0	0.00%	21	2.66%	5	0.63%	0	0.00%
Canvass	0	0.00%	0	0.00%	0	0.00%	0	0.00%	0	0.00%	0	0.00%	0	0.00%
Total	0	0.00%	0	0.00%	43	5.29%	0	0.00%	21	2.58%	5	0.62%	0	0.00%
0028773														
Election Day	0	0.00%	0	0.00%	1	2.63%	0	0.00%	1	2.63%	0	0.00%	0	0.00%
Vote by Mail	0	0.00%	0	0.00%	29	3.32%	1	0.11%	29	3.32%	12	1.37%	0	0.00%
Canvass	0	0.00%	0	0.00%	0	0.00%	0	0.00%	0	0.00%	0	0.00%	0	0.00%
Total	0	0.00%	0	0.00%	30	3.28%	1	0.11%	30	3.28%	12	1.31%	0	0.00%

Precinct	JENNY RAE LE ROUX (REP)		DAVID LOZANO (REP)		STEVE CHAVEZ LODGE (REP)		MICHAEL LOEBBS (NPP)		DENIS LUCEY (NPP)		DIEGO MARTINEZ (REP)		JEREMIAH "JEREMY" MARCINIAK (NPP)	
0028299														
Election Day	0	0.00%	0	0.00%	0	0.00%	0	0.00%	0	0.00%	0	0.00%	0	0.00%
Vote by Mail	2	0.27%	0	0.00%	2	0.27%	0	0.00%	0	0.00%	2	0.27%	0	0.00%
Canvass	0	0.00%	0	0.00%	0	0.00%	0	0.00%	0	0.00%	0	0.00%	0	0.00%
Total	2	0.26%	0	0.00%	2	0.26%	0	0.00%	0	0.00%	2	0.26%	0	0.00%
0028368														
Election Day	0	0.00%	0	0.00%	0	0.00%	0	0.00%	0	0.00%	0	0.00%	0	0.00%
Vote by Mail	1	0.15%	0	0.00%	0	0.00%	2	0.29%	0	0.00%	0	0.00%	0	0.00%
Canvass	0	0.00%	0	0.00%	0	0.00%	0	0.00%	0	0.00%	0	0.00%	0	0.00%
Total	1	0.14%	0	0.00%	0	0.00%	2	0.28%	0	0.00%	0	0.00%	0	0.00%
0028380														
Election Day	0	0.00%	0	0.00%	0	0.00%	0	0.00%	0	0.00%	1	1.64%	0	0.00%
Vote by Mail	0	0.00%	0	0.00%	3	0.44%	2	0.29%	0	0.00%	0	0.00%	0	0.00%
Canvass	0	0.00%	0	0.00%	0	0.00%	0	0.00%	0	0.00%	0	0.00%	0	0.00%
Total	0	0.00%	0	0.00%	3	0.40%	2	0.27%	0	0.00%	1	0.13%	0	0.00%
0028530														
Election Day	0	0.00%	0	0.00%	0	0.00%	0	0.00%	0	0.00%	1	3.23%	0	0.00%
Vote by Mail	1	0.11%	1	0.11%	4	0.45%	2	0.22%	0	0.00%	1	0.11%	0	0.00%
Canvass	0	0.00%	0	0.00%	0	0.00%	0	0.00%	0	0.00%	0	0.00%	0	0.00%
Total	1	0.11%	1	0.11%	4	0.43%	2	0.21%	0	0.00%	2	0.21%	0	0.00%
0028656														
Election Day	0	0.00%	0	0.00%	0	0.00%	0	0.00%	0	0.00%	0	0.00%	0	0.00%
Vote by Mail	0	0.00%	0	0.00%	0	0.00%	1	0.13%	0	0.00%	1	0.13%	0	0.00%
Canvass	0	0.00%	0	0.00%	0	0.00%	0	0.00%	0	0.00%	0	0.00%	0	0.00%
Total	0	0.00%	0	0.00%	0	0.00%	1	0.12%	0	0.00%	1	0.12%	0	0.00%
0028773														
Election Day	0	0.00%	0	0.00%	0	0.00%	0	0.00%	0	0.00%	0	0.00%	0	0.00%
Vote by Mail	3	0.34%	1	0.11%	0	0.00%	1	0.11%	1	0.11%	0	0.00%	0	0.00%
Canvass	0	0.00%	0	0.00%	0	0.00%	0	0.00%	0	0.00%	0	0.00%	0	0.00%
Total	3	0.33%	1	0.11%	0	0.00%	1	0.11%	1	0.11%	0	0.00%	0	0.00%

Precinct	DANIEL MERCURI (REP)		JACQUELINE MCGOWAN (DEM)		DAVID MOORE (NPP)		DAVID ALEXANDER BRAMANTE (REP)		HOLLY L. BAADE (DEM)		ANGELYNE (NPP)		JAMES G. HANINK (NPP)	
0028299														
Election Day	0	0.00%	0	0.00%	0	0.00%	0	0.00%	0	0.00%	1	4.76%	0	0.00%
Vote by Mail	0	0.00%	18	2.40%	0	0.00%	1	0.13%	5	0.67%	2	0.27%	0	0.00%
Canvass	0	0.00%	0	0.00%	0	0.00%	0	0.00%	0	0.00%	0	0.00%	0	0.00%
Total	0	0.00%	18	2.33%	0	0.00%	1	0.13%	5	0.65%	3	0.39%	0	0.00%
0028368														
Election Day	0	0.00%	1	5.56%	0	0.00%	0	0.00%	0	0.00%	1	5.56%	0	0.00%
Vote by Mail	2	0.29%	26	3.79%	2	0.29%	0	0.00%	3	0.44%	0	0.00%	1	0.15%
Canvass	0	0.00%	0	0.00%	0	0.00%	0	0.00%	0	0.00%	0	0.00%	0	0.00%
Total	2	0.28%	27	3.81%	2	0.28%	0	0.00%	3	0.42%	1	0.14%	1	0.14%
0028380														
Election Day	0	0.00%	0	0.00%	0	0.00%	0	0.00%	0	0.00%	0	0.00%	0	0.00%
Vote by Mail	0	0.00%	15	2.18%	1	0.15%	0	0.00%	9	1.31%	3	0.44%	0	0.00%
Canvass	0	0.00%	0	0.00%	0	0.00%	0	0.00%	1	33.33%	0	0.00%	0	0.00%
Total	0	0.00%	15	1.99%	1	0.13%	0	0.00%	10	1.33%	3	0.40%	0	0.00%
0028530														
Election Day	0	0.00%	0	0.00%	0	0.00%	0	0.00%	1	3.23%	0	0.00%	0	0.00%
Vote by Mail	0	0.00%	15	1.67%	4	0.45%	0	0.00%	8	0.89%	4	0.45%	2	0.22%
Canvass	0	0.00%	0	0.00%	0	0.00%	0	0.00%	0	0.00%	0	0.00%	0	0.00%
Total	0	0.00%	15	1.61%	4	0.43%	0	0.00%	9	0.97%	4	0.43%	2	0.21%
0028656														
Election Day	0	0.00%	0	0.00%	0	0.00%	0	0.00%	0	0.00%	0	0.00%	0	0.00%
Vote by Mail	0	0.00%	17	2.15%	2	0.25%	0	0.00%	9	1.14%	1	0.13%	0	0.00%
Canvass	0	0.00%	0	0.00%	0	0.00%	0	0.00%	0	0.00%	0	0.00%	0	0.00%
Total	0	0.00%	17	2.09%	2	0.25%	0	0.00%	9	1.11%	1	0.12%	0	0.00%
0028773														
Election Day	0	0.00%	1	2.63%	0	0.00%	0	0.00%	0	0.00%	0	0.00%	0	0.00%
Vote by Mail	0	0.00%	7	0.80%	2	0.23%	0	0.00%	2	0.23%	3	0.34%	2	0.23%
Canvass	0	0.00%	0	0.00%	0	0.00%	0	0.00%	0	0.00%	0	0.00%	0	0.00%
Total	0	0.00%	8	0.87%	2	0.22%	0	0.00%	2	0.22%	3	0.33%	2	0.22%

Precinct	DAVID HILLBERG (REP)		JEFF HEWITT (LIB)		JOHN R. DRAKE (DEM)		LARRY A. ELDER (REP)		KEVIN PAFFRATH (DEM)		ADAM PAPAGAN (NPP)		ARMANDO "MANDO" PEREZ- SERRATO (DEM)	
0028299														
Election Day	0	0.00%	0	0.00%	0	0.00%	19	90.48%	0	0.00%	0	0.00%	0	0.00%
Vote by Mail	0	0.00%	1	0.13%	2	0.27%	339	45.26%	52	6.94%	0	0.00%	0	0.00%
Canvass	0	0.00%	0	0.00%	0	0.00%	1	50.00%	1	50.00%	0	0.00%	0	0.00%
Total	0	0.00%	1	0.13%	2	0.26%	359	46.50%	53	6.87%	0	0.00%	0	0.00%
0028368														
Election Day	0	0.00%	0	0.00%	0	0.00%	12	66.67%	0	0.00%	0	0.00%	0	0.00%
Vote by Mail	0	0.00%	5	0.73%	5	0.73%	282	41.11%	62	9.04%	0	0.00%	1	0.15%
Canvass	0	0.00%	0	0.00%	0	0.00%	0	0.00%	0	0.00%	0	0.00%	0	0.00%
Total	0	0.00%	5	0.71%	5	0.71%	294	41.53%	62	8.76%	0	0.00%	1	0.14%
0028380														
Election Day	0	0.00%	0	0.00%	1	1.64%	45	73.77%	3	4.92%	0	0.00%	0	0.00%
Vote by Mail	1	0.15%	2	0.29%	3	0.44%	323	46.88%	68	9.87%	1	0.15%	0	0.00%
Canvass	0	0.00%	0	0.00%	0	0.00%	1	33.33%	0	0.00%	0	0.00%	0	0.00%
Total	1	0.13%	2	0.27%	4	0.53%	369	49.00%	71	9.43%	1	0.13%	0	0.00%
0028530														
Election Day	0	0.00%	0	0.00%	0	0.00%	17	54.84%	0	0.00%	0	0.00%	0	0.00%
Vote by Mail	0	0.00%	5	0.56%	9	1.00%	346	38.53%	89	9.91%	0	0.00%	0	0.00%
Canvass	0	0.00%	0	0.00%	0	0.00%	0	0.00%	1	50.00%	0	0.00%	0	0.00%
Total	0	0.00%	5	0.54%	9	0.97%	363	38.99%	90	9.67%	0	0.00%	0	0.00%
0028656														
Election Day	0	0.00%	0	0.00%	0	0.00%	10	47.62%	0	0.00%	0	0.00%	0	0.00%
Vote by Mail	0	0.00%	9	1.14%	3	0.38%	318	40.30%	74	9.38%	0	0.00%	0	0.00%
Canvass	0	0.00%	0	0.00%	0	0.00%	2	66.67%	0	0.00%	0	0.00%	0	0.00%
Total	0	0.00%	9	1.11%	3	0.37%	330	40.59%	74	9.10%	0	0.00%	0	0.00%
0028773														
Election Day	0	0.00%	0	0.00%	1	2.63%	29	76.32%	0	0.00%	0	0.00%	0	0.00%
Vote by Mail	0	0.00%	6	0.69%	4	0.46%	408	46.68%	57	6.52%	1	0.11%	2	0.23%
Canvass	0	0.00%	0	0.00%	0	0.00%	2	50.00%	0	0.00%	0	0.00%	0	0.00%
Total	0	0.00%	6	0.66%	5	0.55%	439	47.93%	57	6.22%	1	0.11%	2	0.22%

Precinct	JOHN COX (REP)		HEATHER COLLINS (G-P)		DANIEL WATTS (DEM)		NICKOLAS WILDSTAR (REP)		SARAH STEPHENS (REP)		DENVER STONER (REP)		JOE M. SYMMON (REP)	
0028299														
Election Day	0	0.00%	0	0.00%	0	0.00%	0	0.00%	0	0.00%	0	0.00%	0	0.00%
Vote by Mail	26	3.47%	4	0.53%	10	1.34%	1	0.13%	2	0.27%	0	0.00%	0	0.00%
Canvass	0	0.00%	0	0.00%	0	0.00%	0	0.00%	0	0.00%	0	0.00%	0	0.00%
Total	26	3.37%	4	0.52%	10	1.30%	1	0.13%	2	0.26%	0	0.00%	0	0.00%
0028368														
Election Day	0	0.00%	0	0.00%	0	0.00%	0	0.00%	0	0.00%	0	0.00%	0	0.00%
Vote by Mail	18	2.62%	7	1.02%	8	1.17%	0	0.00%	1	0.15%	2	0.29%	0	0.00%
Canvass	0	0.00%	0	0.00%	0	0.00%	0	0.00%	0	0.00%	0	0.00%	0	0.00%
Total	18	2.54%	7	0.99%	8	1.13%	0	0.00%	1	0.14%	2	0.28%	0	0.00%
0028380														
Election Day	1	1.64%	0	0.00%	0	0.00%	0	0.00%	0	0.00%	0	0.00%	0	0.00%
Vote by Mail	35	5.08%	4	0.58%	15	2.18%	0	0.00%	0	0.00%	2	0.29%	0	0.00%
Canvass	0	0.00%	0	0.00%	0	0.00%	0	0.00%	0	0.00%	0	0.00%	0	0.00%
Total	36	4.78%	4	0.53%	15	1.99%	0	0.00%	0	0.00%	2	0.27%	0	0.00%
0028530														
Election Day	0	0.00%	0	0.00%	0	0.00%	0	0.00%	0	0.00%	0	0.00%	0	0.00%
Vote by Mail	21	2.34%	9	1.00%	17	1.89%	1	0.11%	0	0.00%	1	0.11%	0	0.00%
Canvass	0	0.00%	0	0.00%	0	0.00%	0	0.00%	0	0.00%	0	0.00%	0	0.00%
Total	21	2.26%	9	0.97%	17	1.83%	1	0.11%	0	0.00%	1	0.11%	0	0.00%
0028656														
Election Day	2	9.52%	0	0.00%	1	4.76%	0	0.00%	0	0.00%	0	0.00%	0	0.00%
Vote by Mail	22	2.79%	5	0.63%	11	1.39%	0	0.00%	0	0.00%	2	0.25%	0	0.00%
Canvass	0	0.00%	0	0.00%	0	0.00%	0	0.00%	0	0.00%	0	0.00%	0	0.00%
Total	24	2.95%	5	0.62%	12	1.48%	0	0.00%	0	0.00%	2	0.25%	0	0.00%
0028773														
Election Day	1	2.63%	0	0.00%	0	0.00%	0	0.00%	0	0.00%	0	0.00%	0	0.00%
Vote by Mail	29	3.32%	5	0.57%	11	1.26%	0	0.00%	0	0.00%	2	0.23%	0	0.00%
Canvass	1	25.00%	1	25.00%	0	0.00%	0	0.00%	0	0.00%	0	0.00%	0	0.00%
Total	31	3.38%	6	0.66%	11	1.20%	0	0.00%	0	0.00%	2	0.22%	0	0.00%

Precinct	MAJOR SINGH (NPP)		DOUG OSE (REP)		Write-in		Total Votes	ROXANNE Qualified Write In		STACY SMITH Qualified Write In		MAJOR WILLIAMS Qualified Write In	
0028299													
Election Day	0	0.00%	0	0.00%	0	0.00%	21	0	0.00%	0	0.00%	0	0.00%
Vote by Mail	0	0.00%	14	1.87%	1	0.13%	749	0	0.00%	0	0.00%	0	0.00%
Canvass	0	0.00%	0	0.00%	0	0.00%	2	0	0.00%	0	0.00%	0	0.00%
Total	0	0.00%	14	1.81%	1	0.13%	772	0	0.00%	0	0.00%	0	0.00%
0028368													
Election Day	0	0.00%	0	0.00%	0	0.00%	18	0	0.00%	0	0.00%	0	0.00%
Vote by Mail	1	0.15%	15	2.19%	0	0.00%	686	0	0.00%	0	0.00%	0	0.00%
Canvass	0	0.00%	0	0.00%	0	0.00%	4	0	0.00%	0	0.00%	0	0.00%
Total	1	0.14%	15	2.12%	0	0.00%	708	0	0.00%	0	0.00%	0	0.00%
0028380													
Election Day	0	0.00%	0	0.00%	0	0.00%	61	0	0.00%	0	0.00%	0	0.00%
Vote by Mail	2	0.29%	7	1.02%	1	0.15%	689	0	0.00%	0	0.00%	1	0.15%
Canvass	0	0.00%	0	0.00%	0	0.00%	3	0	0.00%	0	0.00%	0	0.00%
Total	2	0.27%	7	0.93%	1	0.13%	753	0	0.00%	0	0.00%	1	0.13%
0028530													
Election Day	0	0.00%	1	3.23%	0	0.00%	31	0	0.00%	0	0.00%	0	0.00%
Vote by Mail	1	0.11%	18	2.00%	0	0.00%	898	0	0.00%	0	0.00%	0	0.00%
Canvass	0	0.00%	0	0.00%	0	0.00%	2	0	0.00%	0	0.00%	0	0.00%
Total	1	0.11%	19	2.04%	0	0.00%	931	0	0.00%	0	0.00%	0	0.00%
0028656													
Election Day	0	0.00%	0	0.00%	0	0.00%	21	0	0.00%	0	0.00%	0	0.00%
Vote by Mail	0	0.00%	16	2.03%	1	0.13%	789	0	0.00%	0	0.00%	0	0.00%
Canvass	0	0.00%	0	0.00%	0	0.00%	3	0	0.00%	0	0.00%	0	0.00%
Total	0	0.00%	16	1.97%	1	0.12%	813	0	0.00%	0	0.00%	0	0.00%
0028773													
Election Day	0	0.00%	0	0.00%	0	0.00%	38	0	0.00%	0	0.00%	0	0.00%
Vote by Mail	2	0.23%	13	1.49%	1	0.11%	874	0	0.00%	0	0.00%	1	0.11%
Canvass	0	0.00%	0	0.00%	0	0.00%	4	0	0.00%	0	0.00%	0	0.00%
Total	2	0.22%	13	1.42%	1	0.11%	916	0	0.00%	0	0.00%	1	0.11%

Precinct	THUY E. HUGENS Qualified Write In		MIKI HABRYN Qualified Write In		VINCE LUNDGREN Qualified Write In		VIVEK B. MOHAN Qualified Write In	
0028299								
Election Day	0	0.00%	0	0.00%	0	0.00%	0	0.00%
Vote by Mail	0	0.00%	1	0.13%	0	0.00%	0	0.00%
Canvass	0	0.00%	0	0.00%	0	0.00%	0	0.00%
Total	0	0.00%	1	0.13%	0	0.00%	0	0.00%
0028368								
Election Day	0	0.00%	0	0.00%	0	0.00%	0	0.00%
Vote by Mail	0	0.00%	0	0.00%	0	0.00%	0	0.00%
Canvass	0	0.00%	0	0.00%	0	0.00%	0	0.00%
Total	0	0.00%	0	0.00%	0	0.00%	0	0.00%
0028380								
Election Day	0	0.00%	0	0.00%	0	0.00%	0	0.00%
Vote by Mail	0	0.00%	0	0.00%	0	0.00%	0	0.00%
Canvass	0	0.00%	0	0.00%	0	0.00%	0	0.00%
Total	0	0.00%	0	0.00%	0	0.00%	0	0.00%
0028530								
Election Day	0	0.00%	0	0.00%	0	0.00%	0	0.00%
Vote by Mail	0	0.00%	0	0.00%	0	0.00%	0	0.00%
Canvass	0	0.00%	0	0.00%	0	0.00%	0	0.00%
Total	0	0.00%	0	0.00%	0	0.00%	0	0.00%
0028656								
Election Day	0	0.00%	0	0.00%	0	0.00%	0	0.00%
Vote by Mail	0	0.00%	1	0.13%	0	0.00%	0	0.00%
Canvass	0	0.00%	0	0.00%	0	0.00%	0	0.00%
Total	0	0.00%	1	0.12%	0	0.00%	0	0.00%
0028773								
Election Day	0	0.00%	0	0.00%	0	0.00%	0	0.00%
Vote by Mail	0	0.00%	0	0.00%	0	0.00%	0	0.00%
Canvass	0	0.00%	0	0.00%	0	0.00%	0	0.00%
Total	0	0.00%	0	0.00%	0	0.00%	0	0.00%

Precinct	Times Cast	Registered Voters	Undervotes	Overvotes
0028939				
Election Day	18	1,209	3	0
Vote by Mail	1,021	1,209	389	2
Canvass	1	1,209	0	0
Total	1,040	1,209	392	2
0029010				
Election Day	43	1,672	4	0
Vote by Mail	1,046	1,672	378	2
Canvass	5	1,672	1	0
Total	1,094	1,672	383	2
0029128				
Election Day	41	1,896	5	0
Vote by Mail	1,159	1,896	462	5
Canvass	11	1,896	3	0
Total	1,211	1,896	470	5
0029298				
Election Day	31	1,763	6	0
Vote by Mail	1,237	1,763	533	0
Canvass	6	1,763	1	0
Total	1,274	1,763	540	0
0029434				
Election Day	57	1,804	6	0
Vote by Mail	1,295	1,804	483	1
Canvass	9	1,804	3	0
Total	1,361	1,804	492	1
0029462				
Election Day	21	1,485	3	0
Vote by Mail	978	1,485	366	2
Canvass	4	1,485	0	0
Total	1,003	1,485	369	2

Precinct	DAN KAPELOVITZ (G-P)		KEVIN K. KAUL (NPP)	
0028939				
Election Day	0	0.00%	0	0.00%
Vote by Mail	7	1.11%	0	0.00%
Canvass	0	0.00%	0	0.00%
Total	7	1.08%	0	0.00%
0029010				
Election Day	0	0.00%	0	0.00%
Vote by Mail	7	1.05%	1	0.15%
Canvass	0	0.00%	0	0.00%
Total	7	0.99%	1	0.14%
0029128				
Election Day	0	0.00%	0	0.00%
Vote by Mail	3	0.43%	0	0.00%
Canvass	0	0.00%	0	0.00%
Total	3	0.41%	0	0.00%
0029298				
Election Day	0	0.00%	0	0.00%
Vote by Mail	12	1.70%	0	0.00%
Canvass	0	0.00%	0	0.00%
Total	12	1.63%	0	0.00%
0029434				
Election Day	1	1.96%	0	0.00%
Vote by Mail	4	0.49%	1	0.12%
Canvass	0	0.00%	0	0.00%
Total	5	0.58%	1	0.12%
0029462				
Election Day	0	0.00%	0	0.00%
Vote by Mail	4	0.66%	0	0.00%
Canvass	0	0.00%	0	0.00%
Total	4	0.63%	0	0.00%

Precinct	CHAUNCEY "SLIM" KILLENS (REP)		KEVIN KILEY (REP)		PATRICK KILPATRICK (DEM)		ANTHONY TRIMINO (REP)		JOEL VENTRESCA (DEM)		KEVIN L. FAULCONER (REP)		RHONDA FURIN (REP)	
0028939														
Election Day	0	0.00%	1	6.67%	0	0.00%	0	0.00%	0	0.00%	1	6.67%	0	0.00%
Vote by Mail	0	0.00%	33	5.24%	5	0.79%	2	0.32%	9	1.43%	120	19.05%	0	0.00%
Canvass	0	0.00%	0	0.00%	0	0.00%	0	0.00%	0	0.00%	0	0.00%	0	0.00%
Total	0	0.00%	34	5.26%	5	0.77%	2	0.31%	9	1.39%	121	18.73%	0	0.00%
0029010														
Election Day	0	0.00%	6	15.38%	0	0.00%	0	0.00%	1	2.56%	0	0.00%	0	0.00%
Vote by Mail	1	0.15%	39	5.86%	4	0.60%	2	0.30%	18	2.70%	54	8.11%	0	0.00%
Canvass	0	0.00%	0	0.00%	0	0.00%	0	0.00%	0	0.00%	0	0.00%	0	0.00%
Total	1	0.14%	45	6.35%	4	0.56%	2	0.28%	19	2.68%	54	7.62%	0	0.00%
0029128														
Election Day	0	0.00%	3	8.33%	0	0.00%	0	0.00%	0	0.00%	3	8.33%	0	0.00%
Vote by Mail	1	0.14%	33	4.77%	8	1.16%	1	0.14%	15	2.17%	80	11.56%	0	0.00%
Canvass	0	0.00%	1	12.50%	0	0.00%	0	0.00%	0	0.00%	0	0.00%	0	0.00%
Total	1	0.14%	37	5.03%	8	1.09%	1	0.14%	15	2.04%	83	11.28%	0	0.00%
0029298														
Election Day	0	0.00%	1	4.00%	0	0.00%	0	0.00%	0	0.00%	0	0.00%	0	0.00%
Vote by Mail	1	0.14%	48	6.82%	4	0.57%	1	0.14%	16	2.27%	87	12.36%	0	0.00%
Canvass	0	0.00%	0	0.00%	0	0.00%	0	0.00%	0	0.00%	1	20.00%	0	0.00%
Total	1	0.14%	49	6.68%	4	0.54%	1	0.14%	16	2.18%	88	11.99%	0	0.00%
0029434														
Election Day	0	0.00%	2	3.92%	0	0.00%	2	3.92%	0	0.00%	0	0.00%	0	0.00%
Vote by Mail	0	0.00%	41	5.06%	7	0.86%	1	0.12%	10	1.23%	104	12.82%	2	0.25%
Canvass	0	0.00%	0	0.00%	0	0.00%	0	0.00%	0	0.00%	1	16.67%	0	0.00%
Total	0	0.00%	43	4.95%	7	0.81%	3	0.35%	10	1.15%	105	12.10%	2	0.23%
0029462														
Election Day	0	0.00%	0	0.00%	0	0.00%	0	0.00%	0	0.00%	0	0.00%	0	0.00%
Vote by Mail	3	0.49%	35	5.74%	1	0.16%	0	0.00%	16	2.62%	99	16.23%	1	0.16%
Canvass	0	0.00%	0	0.00%	0	0.00%	0	0.00%	0	0.00%	1	25.00%	0	0.00%
Total	3	0.47%	35	5.54%	1	0.16%	0	0.00%	16	2.53%	100	15.82%	1	0.16%

Precinct	ROBERT C. NEWMAN II (REP)		DENNIS RICHTER (NPP)		BRANDON M. ROSS (DEM)		SAM L. GALLUCCI (REP)		TED GAINES (REP)		CAITLYN JENNER (REP)		LEO S. ZACKY (REP)	
0028939														
Election Day	0	0.00%	0	0.00%	1	6.67%	0	0.00%	0	0.00%	0	0.00%	0	0.00%
Vote by Mail	0	0.00%	1	0.16%	43	6.83%	0	0.00%	6	0.95%	8	1.27%	0	0.00%
Canvass	0	0.00%	0	0.00%	0	0.00%	0	0.00%	0	0.00%	0	0.00%	0	0.00%
Total	0	0.00%	1	0.15%	44	6.81%	0	0.00%	6	0.93%	8	1.24%	0	0.00%
0029010														
Election Day	0	0.00%	0	0.00%	1	2.56%	0	0.00%	0	0.00%	0	0.00%	0	0.00%
Vote by Mail	0	0.00%	1	0.15%	44	6.61%	0	0.00%	14	2.10%	9	1.35%	0	0.00%
Canvass	0	0.00%	0	0.00%	0	0.00%	0	0.00%	0	0.00%	0	0.00%	0	0.00%
Total	0	0.00%	1	0.14%	45	6.35%	0	0.00%	14	1.97%	9	1.27%	0	0.00%
0029128														
Election Day	0	0.00%	0	0.00%	1	2.78%	0	0.00%	1	2.78%	0	0.00%	0	0.00%
Vote by Mail	1	0.14%	2	0.29%	40	5.78%	0	0.00%	5	0.72%	10	1.45%	0	0.00%
Canvass	0	0.00%	0	0.00%	1	12.50%	0	0.00%	0	0.00%	0	0.00%	0	0.00%
Total	1	0.14%	2	0.27%	42	5.71%	0	0.00%	6	0.82%	10	1.36%	0	0.00%
0029298														
Election Day	0	0.00%	0	0.00%	0	0.00%	0	0.00%	0	0.00%	0	0.00%	0	0.00%
Vote by Mail	2	0.28%	1	0.14%	25	3.55%	0	0.00%	13	1.85%	12	1.70%	0	0.00%
Canvass	0	0.00%	0	0.00%	1	20.00%	0	0.00%	0	0.00%	0	0.00%	0	0.00%
Total	2	0.27%	1	0.14%	26	3.54%	0	0.00%	13	1.77%	12	1.63%	0	0.00%
0029434														
Election Day	0	0.00%	0	0.00%	1	1.96%	0	0.00%	2	3.92%	0	0.00%	0	0.00%
Vote by Mail	0	0.00%	1	0.12%	53	6.54%	0	0.00%	23	2.84%	11	1.36%	0	0.00%
Canvass	0	0.00%	0	0.00%	0	0.00%	0	0.00%	0	0.00%	0	0.00%	0	0.00%
Total	0	0.00%	1	0.12%	54	6.22%	0	0.00%	25	2.88%	11	1.27%	0	0.00%
0029462														
Election Day	0	0.00%	0	0.00%	3	16.67%	0	0.00%	0	0.00%	0	0.00%	0	0.00%
Vote by Mail	2	0.33%	0	0.00%	27	4.43%	0	0.00%	12	1.97%	9	1.48%	0	0.00%
Canvass	0	0.00%	0	0.00%	1	25.00%	0	0.00%	0	0.00%	0	0.00%	0	0.00%
Total	2	0.32%	0	0.00%	31	4.91%	0	0.00%	12	1.90%	9	1.42%	0	0.00%

Precinct	JENNY RAE LE ROUX (REP)		DAVID LOZANO (REP)		STEVE CHAVEZ LODGE (REP)		MICHAEL LOEBBS (NPP)		DENIS LUCEY (NPP)		DIEGO MARTINEZ (REP)		JEREMIAH "JEREMY" MARCINIAK (NPP)	
0028939														
Election Day	0	0.00%	0	0.00%	0	0.00%	0	0.00%	0	0.00%	0	0.00%	0	0.00%
Vote by Mail	0	0.00%	0	0.00%	0	0.00%	0	0.00%	1	0.16%	0	0.00%	0	0.00%
Canvass	0	0.00%	0	0.00%	0	0.00%	0	0.00%	0	0.00%	0	0.00%	0	0.00%
Total	0	0.00%	0	0.00%	0	0.00%	0	0.00%	1	0.15%	0	0.00%	0	0.00%
0029010														
Election Day	0	0.00%	0	0.00%	0	0.00%	0	0.00%	0	0.00%	0	0.00%	0	0.00%
Vote by Mail	2	0.30%	1	0.15%	0	0.00%	1	0.15%	0	0.00%	1	0.15%	0	0.00%
Canvass	0	0.00%	0	0.00%	0	0.00%	0	0.00%	0	0.00%	0	0.00%	0	0.00%
Total	2	0.28%	1	0.14%	0	0.00%	1	0.14%	0	0.00%	1	0.14%	0	0.00%
0029128														
Election Day	1	2.78%	0	0.00%	0	0.00%	0	0.00%	0	0.00%	0	0.00%	0	0.00%
Vote by Mail	0	0.00%	0	0.00%	1	0.14%	1	0.14%	1	0.14%	0	0.00%	1	0.14%
Canvass	0	0.00%	0	0.00%	0	0.00%	0	0.00%	0	0.00%	0	0.00%	0	0.00%
Total	1	0.14%	0	0.00%	1	0.14%	1	0.14%	1	0.14%	0	0.00%	1	0.14%
0029298														
Election Day	0	0.00%	0	0.00%	0	0.00%	0	0.00%	0	0.00%	0	0.00%	0	0.00%
Vote by Mail	1	0.14%	0	0.00%	0	0.00%	4	0.57%	0	0.00%	0	0.00%	0	0.00%
Canvass	0	0.00%	0	0.00%	0	0.00%	0	0.00%	0	0.00%	0	0.00%	0	0.00%
Total	1	0.14%	0	0.00%	0	0.00%	4	0.54%	0	0.00%	0	0.00%	0	0.00%
0029434														
Election Day	0	0.00%	0	0.00%	0	0.00%	0	0.00%	0	0.00%	0	0.00%	0	0.00%
Vote by Mail	0	0.00%	0	0.00%	1	0.12%	3	0.37%	0	0.00%	0	0.00%	0	0.00%
Canvass	0	0.00%	0	0.00%	0	0.00%	0	0.00%	0	0.00%	0	0.00%	0	0.00%
Total	0	0.00%	0	0.00%	1	0.12%	3	0.35%	0	0.00%	0	0.00%	0	0.00%
0029462														
Election Day	0	0.00%	0	0.00%	0	0.00%	0	0.00%	0	0.00%	0	0.00%	0	0.00%
Vote by Mail	0	0.00%	0	0.00%	0	0.00%	3	0.49%	0	0.00%	0	0.00%	0	0.00%
Canvass	0	0.00%	0	0.00%	0	0.00%	0	0.00%	0	0.00%	0	0.00%	0	0.00%
Total	0	0.00%	0	0.00%	0	0.00%	3	0.47%	0	0.00%	0	0.00%	0	0.00%

Precinct	DANIEL MERCURI (REP)		JACQUELINE MCGOWAN (DEM)		DAVID MOORE (NPP)		DAVID ALEXANDER BRAMANTE (REP)		HOLLY L. BAADE (DEM)		ANGELYNE (NPP)		JAMES G. HANINK (NPP)	
0028939														
Election Day	0	0.00%	1	6.67%	0	0.00%	0	0.00%	0	0.00%	0	0.00%	0	0.00%
Vote by Mail	0	0.00%	15	2.38%	0	0.00%	1	0.16%	8	1.27%	2	0.32%	0	0.00%
Canvass	0	0.00%	0	0.00%	0	0.00%	0	0.00%	0	0.00%	0	0.00%	0	0.00%
Total	0	0.00%	16	2.48%	0	0.00%	1	0.15%	8	1.24%	2	0.31%	0	0.00%
0029010														
Election Day	0	0.00%	2	5.13%	0	0.00%	0	0.00%	0	0.00%	0	0.00%	0	0.00%
Vote by Mail	0	0.00%	12	1.80%	0	0.00%	0	0.00%	6	0.90%	6	0.90%	1	0.15%
Canvass	0	0.00%	1	25.00%	0	0.00%	0	0.00%	1	25.00%	0	0.00%	0	0.00%
Total	0	0.00%	15	2.12%	0	0.00%	0	0.00%	7	0.99%	6	0.85%	1	0.14%
0029128														
Election Day	0	0.00%	0	0.00%	0	0.00%	0	0.00%	1	2.78%	0	0.00%	0	0.00%
Vote by Mail	0	0.00%	13	1.88%	1	0.14%	0	0.00%	2	0.29%	0	0.00%	1	0.14%
Canvass	0	0.00%	0	0.00%	0	0.00%	0	0.00%	0	0.00%	0	0.00%	0	0.00%
Total	0	0.00%	13	1.77%	1	0.14%	0	0.00%	3	0.41%	0	0.00%	1	0.14%
0029298														
Election Day	0	0.00%	0	0.00%	0	0.00%	0	0.00%	0	0.00%	0	0.00%	0	0.00%
Vote by Mail	0	0.00%	10	1.42%	4	0.57%	1	0.14%	7	0.99%	5	0.71%	0	0.00%
Canvass	0	0.00%	1	20.00%	0	0.00%	0	0.00%	0	0.00%	0	0.00%	0	0.00%
Total	0	0.00%	11	1.50%	4	0.54%	1	0.14%	7	0.95%	5	0.68%	0	0.00%
0029434														
Election Day	1	1.96%	0	0.00%	0	0.00%	0	0.00%	0	0.00%	0	0.00%	0	0.00%
Vote by Mail	0	0.00%	19	2.34%	2	0.25%	0	0.00%	3	0.37%	3	0.37%	0	0.00%
Canvass	0	0.00%	0	0.00%	0	0.00%	0	0.00%	0	0.00%	0	0.00%	0	0.00%
Total	1	0.12%	19	2.19%	2	0.23%	0	0.00%	3	0.35%	3	0.35%	0	0.00%
0029462														
Election Day	1	5.56%	0	0.00%	0	0.00%	0	0.00%	0	0.00%	1	5.56%	0	0.00%
Vote by Mail	2	0.33%	11	1.80%	1	0.16%	0	0.00%	2	0.33%	1	0.16%	1	0.16%
Canvass	0	0.00%	0	0.00%	0	0.00%	0	0.00%	0	0.00%	0	0.00%	0	0.00%
Total	3	0.47%	11	1.74%	1	0.16%	0	0.00%	2	0.32%	2	0.32%	1	0.16%

Precinct	DAVID HILLBERG (REP)		JEFF HEWITT (LIB)		JOHN R. DRAKE (DEM)		LARRY A. ELDER (REP)		KEVIN PAFFRATH (DEM)		ADAM PAPAGAN (NPP)		ARMANDO "MANDO" PEREZ- SERRATO (DEM)	
0028939														
Election Day	0	0.00%	0	0.00%	0	0.00%	9	60.00%	2	13.33%	0	0.00%	0	0.00%
Vote by Mail	0	0.00%	5	0.79%	4	0.63%	249	39.52%	57	9.05%	0	0.00%	0	0.00%
Canvass	0	0.00%	0	0.00%	0	0.00%	1	100.00%	0	0.00%	0	0.00%	0	0.00%
Total	0	0.00%	5	0.77%	4	0.62%	259	40.09%	59	9.13%	0	0.00%	0	0.00%
0029010														
Election Day	0	0.00%	0	0.00%	0	0.00%	24	61.54%	3	7.69%	0	0.00%	0	0.00%
Vote by Mail	0	0.00%	6	0.90%	3	0.45%	323	48.50%	52	7.81%	0	0.00%	0	0.00%
Canvass	0	0.00%	0	0.00%	0	0.00%	2	50.00%	0	0.00%	0	0.00%	0	0.00%
Total	0	0.00%	6	0.85%	3	0.42%	349	49.22%	55	7.76%	0	0.00%	0	0.00%
0029128														
Election Day	0	0.00%	0	0.00%	0	0.00%	24	66.67%	1	2.78%	0	0.00%	0	0.00%
Vote by Mail	0	0.00%	3	0.43%	1	0.14%	333	48.12%	68	9.83%	0	0.00%	2	0.29%
Canvass	0	0.00%	0	0.00%	0	0.00%	6	75.00%	0	0.00%	0	0.00%	0	0.00%
Total	0	0.00%	3	0.41%	1	0.14%	363	49.32%	69	9.38%	0	0.00%	2	0.27%
0029298														
Election Day	0	0.00%	0	0.00%	0	0.00%	23	92.00%	0	0.00%	0	0.00%	0	0.00%
Vote by Mail	0	0.00%	6	0.85%	4	0.57%	306	43.47%	75	10.65%	0	0.00%	3	0.43%
Canvass	0	0.00%	0	0.00%	0	0.00%	0	0.00%	1	20.00%	0	0.00%	0	0.00%
Total	0	0.00%	6	0.82%	4	0.54%	329	44.82%	76	10.35%	0	0.00%	3	0.41%
0029434														
Election Day	0	0.00%	0	0.00%	0	0.00%	41	80.39%	0	0.00%	0	0.00%	0	0.00%
Vote by Mail	0	0.00%	6	0.74%	8	0.99%	370	45.62%	81	9.99%	0	0.00%	0	0.00%
Canvass	0	0.00%	0	0.00%	0	0.00%	5	83.33%	0	0.00%	0	0.00%	0	0.00%
Total	0	0.00%	6	0.69%	8	0.92%	416	47.93%	81	9.33%	0	0.00%	0	0.00%
0029462														
Election Day	0	0.00%	0	0.00%	0	0.00%	13	72.22%	0	0.00%	0	0.00%	0	0.00%
Vote by Mail	0	0.00%	3	0.49%	2	0.33%	254	41.64%	69	11.31%	0	0.00%	1	0.16%
Canvass	0	0.00%	0	0.00%	0	0.00%	2	50.00%	0	0.00%	0	0.00%	0	0.00%
Total	0	0.00%	3	0.47%	2	0.32%	269	42.56%	69	10.92%	0	0.00%	1	0.16%

Precinct	JOHN COX (REP)		HEATHER COLLINS (G-P)		DANIEL WATTS (DEM)		NICKOLAS WILDSTAR (REP)		SARAH STEPHENS (REP)		DENVER STONER (REP)		JOE M. SYMMON (REP)	
0028939														
Election Day	0	0.00%	0	0.00%	0	0.00%	0	0.00%	0	0.00%	0	0.00%	0	0.00%
Vote by Mail	29	4.60%	3	0.48%	3	0.48%	0	0.00%	0	0.00%	0	0.00%	0	0.00%
Canvass	0	0.00%	0	0.00%	0	0.00%	0	0.00%	0	0.00%	0	0.00%	0	0.00%
Total	29	4.49%	3	0.46%	3	0.46%	0	0.00%	0	0.00%	0	0.00%	0	0.00%
0029010														
Election Day	0	0.00%	0	0.00%	2	5.13%	0	0.00%	0	0.00%	0	0.00%	0	0.00%
Vote by Mail	26	3.90%	4	0.60%	17	2.55%	0	0.00%	1	0.15%	1	0.15%	0	0.00%
Canvass	0	0.00%	0	0.00%	0	0.00%	0	0.00%	0	0.00%	0	0.00%	0	0.00%
Total	26	3.67%	4	0.56%	19	2.68%	0	0.00%	1	0.14%	1	0.14%	0	0.00%
0029128														
Election Day	1	2.78%	0	0.00%	0	0.00%	0	0.00%	0	0.00%	0	0.00%	0	0.00%
Vote by Mail	28	4.05%	10	1.45%	18	2.60%	0	0.00%	0	0.00%	1	0.14%	0	0.00%
Canvass	0	0.00%	0	0.00%	0	0.00%	0	0.00%	0	0.00%	0	0.00%	0	0.00%
Total	29	3.94%	10	1.36%	18	2.45%	0	0.00%	0	0.00%	1	0.14%	0	0.00%
0029298														
Election Day	0	0.00%	0	0.00%	1	4.00%	0	0.00%	0	0.00%	0	0.00%	0	0.00%
Vote by Mail	30	4.26%	3	0.43%	12	1.70%	0	0.00%	1	0.14%	0	0.00%	0	0.00%
Canvass	1	20.00%	0	0.00%	0	0.00%	0	0.00%	0	0.00%	0	0.00%	0	0.00%
Total	31	4.22%	3	0.41%	13	1.77%	0	0.00%	1	0.14%	0	0.00%	0	0.00%
0029434														
Election Day	1	1.96%	0	0.00%	0	0.00%	0	0.00%	0	0.00%	0	0.00%	0	0.00%
Vote by Mail	27	3.33%	5	0.62%	13	1.60%	1	0.12%	0	0.00%	0	0.00%	0	0.00%
Canvass	0	0.00%	0	0.00%	0	0.00%	0	0.00%	0	0.00%	0	0.00%	0	0.00%
Total	28	3.23%	5	0.58%	13	1.50%	1	0.12%	0	0.00%	0	0.00%	0	0.00%
0029462														
Election Day	0	0.00%	0	0.00%	0	0.00%	0	0.00%	0	0.00%	0	0.00%	0	0.00%
Vote by Mail	21	3.44%	6	0.98%	13	2.13%	0	0.00%	0	0.00%	1	0.16%	0	0.00%
Canvass	0	0.00%	0	0.00%	0	0.00%	0	0.00%	0	0.00%	0	0.00%	0	0.00%
Total	21	3.32%	6	0.95%	13	2.06%	0	0.00%	0	0.00%	1	0.16%	0	0.00%

Precinct	MAJOR SINGH (NPP)		DOUG OSE (REP)		Write-in		Total Votes	ROXANNE Qualified Write In		STACY SMITH Qualified Write In		MAJOR WILLIAMS Qualified Write In	
0028939													
Election Day	0	0.00%	0	0.00%	0	0.00%	15	0	0.00%	0	0.00%	0	0.00%
Vote by Mail	0	0.00%	17	2.70%	2	0.32%	630	0	0.00%	0	0.00%	2	0.32%
Canvass	0	0.00%	0	0.00%	0	0.00%	1	0	0.00%	0	0.00%	0	0.00%
Total	0	0.00%	17	2.63%	2	0.31%	646	0	0.00%	0	0.00%	2	0.31%
0029010													
Election Day	0	0.00%	0	0.00%	0	0.00%	39	0	0.00%	0	0.00%	0	0.00%
Vote by Mail	0	0.00%	8	1.20%	1	0.15%	666	0	0.00%	0	0.00%	1	0.15%
Canvass	0	0.00%	0	0.00%	0	0.00%	4	0	0.00%	0	0.00%	0	0.00%
Total	0	0.00%	8	1.13%	1	0.14%	709	0	0.00%	0	0.00%	1	0.14%
0029128													
Election Day	0	0.00%	0	0.00%	0	0.00%	36	0	0.00%	0	0.00%	0	0.00%
Vote by Mail	0	0.00%	7	1.01%	1	0.14%	692	0	0.00%	0	0.00%	1	0.14%
Canvass	0	0.00%	0	0.00%	0	0.00%	8	0	0.00%	0	0.00%	0	0.00%
Total	0	0.00%	7	0.95%	1	0.14%	736	0	0.00%	0	0.00%	1	0.14%
0029298													
Election Day	0	0.00%	0	0.00%	0	0.00%	25	0	0.00%	0	0.00%	0	0.00%
Vote by Mail	3	0.43%	7	0.99%	0	0.00%	704	0	0.00%	0	0.00%	0	0.00%
Canvass	0	0.00%	0	0.00%	0	0.00%	5	0	0.00%	0	0.00%	0	0.00%
Total	3	0.41%	7	0.95%	0	0.00%	734	0	0.00%	0	0.00%	0	0.00%
0029434													
Election Day	0	0.00%	0	0.00%	0	0.00%	51	0	0.00%	0	0.00%	0	0.00%
Vote by Mail	0	0.00%	11	1.36%	0	0.00%	811	0	0.00%	0	0.00%	0	0.00%
Canvass	0	0.00%	0	0.00%	0	0.00%	6	0	0.00%	0	0.00%	0	0.00%
Total	0	0.00%	11	1.27%	0	0.00%	868	0	0.00%	0	0.00%	0	0.00%
0029462													
Election Day	0	0.00%	0	0.00%	0	0.00%	18	0	0.00%	0	0.00%	0	0.00%
Vote by Mail	2	0.33%	6	0.98%	2	0.33%	610	0	0.00%	0	0.00%	2	0.33%
Canvass	0	0.00%	0	0.00%	0	0.00%	4	0	0.00%	0	0.00%	0	0.00%
Total	2	0.32%	6	0.95%	2	0.32%	632	0	0.00%	0	0.00%	2	0.32%

Precinct	THUY E. HUGENS Qualified Write In		MIKI HABRYN Qualified Write In		VINCE LUNDGREN Qualified Write In		VIVEK B. MOHAN Qualified Write In	
0028939								
Election Day	0	0.00%	0	0.00%	0	0.00%	0	0.00%
Vote by Mail	0	0.00%	0	0.00%	0	0.00%	0	0.00%
Canvass	0	0.00%	0	0.00%	0	0.00%	0	0.00%
Total	0	0.00%	0	0.00%	0	0.00%	0	0.00%
0029010								
Election Day	0	0.00%	0	0.00%	0	0.00%	0	0.00%
Vote by Mail	0	0.00%	0	0.00%	0	0.00%	0	0.00%
Canvass	0	0.00%	0	0.00%	0	0.00%	0	0.00%
Total	0	0.00%	0	0.00%	0	0.00%	0	0.00%
0029128								
Election Day	0	0.00%	0	0.00%	0	0.00%	0	0.00%
Vote by Mail	0	0.00%	0	0.00%	0	0.00%	0	0.00%
Canvass	0	0.00%	0	0.00%	0	0.00%	0	0.00%
Total	0	0.00%	0	0.00%	0	0.00%	0	0.00%
0029298								
Election Day	0	0.00%	0	0.00%	0	0.00%	0	0.00%
Vote by Mail	0	0.00%	0	0.00%	0	0.00%	0	0.00%
Canvass	0	0.00%	0	0.00%	0	0.00%	0	0.00%
Total	0	0.00%	0	0.00%	0	0.00%	0	0.00%
0029434								
Election Day	0	0.00%	0	0.00%	0	0.00%	0	0.00%
Vote by Mail	0	0.00%	0	0.00%	0	0.00%	0	0.00%
Canvass	0	0.00%	0	0.00%	0	0.00%	0	0.00%
Total	0	0.00%	0	0.00%	0	0.00%	0	0.00%
0029462								
Election Day	0	0.00%	0	0.00%	0	0.00%	0	0.00%
Vote by Mail	0	0.00%	0	0.00%	0	0.00%	0	0.00%
Canvass	0	0.00%	0	0.00%	0	0.00%	0	0.00%
Total	0	0.00%	0	0.00%	0	0.00%	0	0.00%

Precinct	Times Cast	Registered Voters	Undervotes	Overvotes
0029661				
Election Day	30	1,794	3	0
Vote by Mail	1,420	1,794	527	0
Canvass	5	1,794	1	0
Total	1,455	1,794	531	0
0029782				
Election Day	19	1,663	1	0
Vote by Mail	1,383	1,663	522	0
Canvass	5	1,663	1	0
Total	1,407	1,663	524	0
0031082				
Election Day	67	1,900	4	0
Vote by Mail	1,075	1,900	361	0
Canvass	14	1,900	1	2
Total	1,156	1,900	366	2
0031193				
Election Day	59	1,731	4	0
Vote by Mail	1,171	1,731	305	2
Canvass	3	1,731	1	0
Total	1,233	1,731	310	2
0031245				
Election Day	43	1,456	2	0
Vote by Mail	1,024	1,456	283	0
Canvass	3	1,456	0	0
Total	1,070	1,456	285	0
0031283				
Election Day	39	1,580	1	0
Vote by Mail	1,120	1,580	361	0
Canvass	5	1,580	2	0
Total	1,164	1,580	364	0

Precinct	DAN KAPELOVITZ (G-P)		KEVIN K. KAUL (NPP)	
0029661				
Election Day	0	0.00%	0	0.00%
Vote by Mail	2	0.22%	0	0.00%
Canvass	0	0.00%	0	0.00%
Total	2	0.22%	0	0.00%
0029782				
Election Day	0	0.00%	0	0.00%
Vote by Mail	8	0.93%	1	0.12%
Canvass	0	0.00%	0	0.00%
Total	8	0.91%	1	0.11%
0031082				
Election Day	0	0.00%	0	0.00%
Vote by Mail	2	0.28%	1	0.14%
Canvass	0	0.00%	0	0.00%
Total	2	0.25%	1	0.13%
0031193				
Election Day	0	0.00%	0	0.00%
Vote by Mail	1	0.12%	0	0.00%
Canvass	0	0.00%	0	0.00%
Total	1	0.11%	0	0.00%
0031245				
Election Day	0	0.00%	0	0.00%
Vote by Mail	4	0.54%	0	0.00%
Canvass	0	0.00%	0	0.00%
Total	4	0.51%	0	0.00%
0031283				
Election Day	0	0.00%	0	0.00%
Vote by Mail	6	0.79%	0	0.00%
Canvass	0	0.00%	0	0.00%
Total	6	0.75%	0	0.00%

Precinct	CHAUNCEY "SLIM" KILLENS (REP)		KEVIN KILEY (REP)		PATRICK KILPATRICK (DEM)		ANTHONY TRIMINO (REP)		JOEL VENTRESCA (DEM)		KEVIN L. FAULCONER (REP)		RHONDA FURIN (REP)	
0029661														
Election Day	0	0.00%	6	22.22%	0	0.00%	0	0.00%	0	0.00%	7	25.93%	0	0.00%
Vote by Mail	0	0.00%	40	4.48%	4	0.45%	1	0.11%	22	2.46%	178	19.93%	1	0.11%
Canvass	0	0.00%	0	0.00%	0	0.00%	0	0.00%	0	0.00%	1	25.00%	0	0.00%
Total	0	0.00%	46	4.98%	4	0.43%	1	0.11%	22	2.38%	186	20.13%	1	0.11%
0029782														
Election Day	0	0.00%	0	0.00%	0	0.00%	0	0.00%	0	0.00%	1	5.56%	0	0.00%
Vote by Mail	1	0.12%	53	6.16%	11	1.28%	0	0.00%	21	2.44%	167	19.40%	0	0.00%
Canvass	0	0.00%	1	25.00%	0	0.00%	0	0.00%	0	0.00%	0	0.00%	0	0.00%
Total	1	0.11%	54	6.12%	11	1.25%	0	0.00%	21	2.38%	168	19.03%	0	0.00%
0031082														
Election Day	0	0.00%	7	11.11%	0	0.00%	0	0.00%	0	0.00%	1	1.59%	0	0.00%
Vote by Mail	3	0.42%	70	9.80%	9	1.26%	0	0.00%	15	2.10%	49	6.86%	1	0.14%
Canvass	0	0.00%	1	9.09%	0	0.00%	1	9.09%	0	0.00%	0	0.00%	0	0.00%
Total	3	0.38%	78	9.90%	9	1.14%	1	0.13%	15	1.90%	50	6.35%	1	0.13%
0031193														
Election Day	1	1.82%	4	7.27%	0	0.00%	0	0.00%	0	0.00%	1	1.82%	0	0.00%
Vote by Mail	0	0.00%	73	8.45%	4	0.46%	1	0.12%	16	1.85%	70	8.10%	2	0.23%
Canvass	0	0.00%	0	0.00%	0	0.00%	0	0.00%	0	0.00%	0	0.00%	0	0.00%
Total	1	0.11%	77	8.36%	4	0.43%	1	0.11%	16	1.74%	71	7.71%	2	0.22%
0031245														
Election Day	0	0.00%	12	29.27%	0	0.00%	0	0.00%	0	0.00%	0	0.00%	0	0.00%
Vote by Mail	0	0.00%	68	9.18%	6	0.81%	1	0.13%	10	1.35%	66	8.91%	0	0.00%
Canvass	0	0.00%	0	0.00%	0	0.00%	0	0.00%	0	0.00%	1	33.33%	0	0.00%
Total	0	0.00%	80	10.19%	6	0.76%	1	0.13%	10	1.27%	67	8.54%	0	0.00%
0031283														
Election Day	0	0.00%	2	5.26%	0	0.00%	0	0.00%	0	0.00%	1	2.63%	0	0.00%
Vote by Mail	0	0.00%	67	8.83%	6	0.79%	1	0.13%	9	1.19%	69	9.09%	0	0.00%
Canvass	0	0.00%	0	0.00%	0	0.00%	0	0.00%	0	0.00%	0	0.00%	0	0.00%
Total	0	0.00%	69	8.63%	6	0.75%	1	0.13%	9	1.13%	70	8.75%	0	0.00%

Precinct	ROBERT C. NEWMAN II (REP)		DENNIS RICHTER (NPP)		BRANDON M. ROSS (DEM)		SAM L. GALLUCCI (REP)		TED GAINES (REP)		CAITLYN JENNER (REP)		LEO S. ZACKY (REP)	
0029661														
Election Day	0	0.00%	0	0.00%	0	0.00%	0	0.00%	0	0.00%	0	0.00%	0	0.00%
Vote by Mail	1	0.11%	0	0.00%	53	5.94%	0	0.00%	21	2.35%	9	1.01%	0	0.00%
Canvass	0	0.00%	0	0.00%	1	25.00%	0	0.00%	0	0.00%	0	0.00%	0	0.00%
Total	1	0.11%	0	0.00%	54	5.84%	0	0.00%	21	2.27%	9	0.97%	0	0.00%
0029782														
Election Day	0	0.00%	0	0.00%	0	0.00%	0	0.00%	0	0.00%	0	0.00%	0	0.00%
Vote by Mail	0	0.00%	0	0.00%	46	5.34%	0	0.00%	15	1.74%	8	0.93%	0	0.00%
Canvass	0	0.00%	0	0.00%	1	25.00%	0	0.00%	0	0.00%	0	0.00%	0	0.00%
Total	0	0.00%	0	0.00%	47	5.32%	0	0.00%	15	1.70%	8	0.91%	0	0.00%
0031082														
Election Day	0	0.00%	0	0.00%	2	3.17%	0	0.00%	0	0.00%	0	0.00%	0	0.00%
Vote by Mail	0	0.00%	0	0.00%	19	2.66%	3	0.42%	21	2.94%	4	0.56%	1	0.14%
Canvass	0	0.00%	0	0.00%	1	9.09%	0	0.00%	0	0.00%	0	0.00%	0	0.00%
Total	0	0.00%	0	0.00%	22	2.79%	3	0.38%	21	2.66%	4	0.51%	1	0.13%
0031193														
Election Day	0	0.00%	0	0.00%	1	1.82%	0	0.00%	0	0.00%	0	0.00%	0	0.00%
Vote by Mail	1	0.12%	1	0.12%	20	2.31%	1	0.12%	14	1.62%	7	0.81%	0	0.00%
Canvass	0	0.00%	0	0.00%	0	0.00%	0	0.00%	0	0.00%	0	0.00%	0	0.00%
Total	1	0.11%	1	0.11%	21	2.28%	1	0.11%	14	1.52%	7	0.76%	0	0.00%
0031245														
Election Day	0	0.00%	0	0.00%	0	0.00%	0	0.00%	2	4.88%	0	0.00%	0	0.00%
Vote by Mail	0	0.00%	1	0.13%	23	3.10%	0	0.00%	21	2.83%	9	1.21%	0	0.00%
Canvass	0	0.00%	0	0.00%	0	0.00%	0	0.00%	0	0.00%	0	0.00%	0	0.00%
Total	0	0.00%	1	0.13%	23	2.93%	0	0.00%	23	2.93%	9	1.15%	0	0.00%
0031283														
Election Day	0	0.00%	0	0.00%	2	5.26%	0	0.00%	0	0.00%	0	0.00%	0	0.00%
Vote by Mail	0	0.00%	0	0.00%	21	2.77%	0	0.00%	23	3.03%	7	0.92%	0	0.00%
Canvass	0	0.00%	0	0.00%	0	0.00%	0	0.00%	0	0.00%	0	0.00%	0	0.00%
Total	0	0.00%	0	0.00%	23	2.88%	0	0.00%	23	2.88%	7	0.88%	0	0.00%

Precinct	JENNY RAE LE ROUX (REP)		DAVID LOZANO (REP)		STEVE CHAVEZ LODGE (REP)		MICHAEL LOEBBS (NPP)		DENIS LUCEY (NPP)		DIEGO MARTINEZ (REP)		JEREMIAH "JEREMY" MARCINIAK (NPP)	
0029661														
Election Day	0	0.00%	0	0.00%	0	0.00%	0	0.00%	0	0.00%	0	0.00%	0	0.00%
Vote by Mail	4	0.45%	1	0.11%	0	0.00%	0	0.00%	0	0.00%	0	0.00%	0	0.00%
Canvass	0	0.00%	0	0.00%	0	0.00%	0	0.00%	0	0.00%	0	0.00%	0	0.00%
Total	4	0.43%	1	0.11%	0	0.00%	0	0.00%	0	0.00%	0	0.00%	0	0.00%
0029782														
Election Day	0	0.00%	0	0.00%	0	0.00%	0	0.00%	0	0.00%	0	0.00%	0	0.00%
Vote by Mail	0	0.00%	0	0.00%	0	0.00%	2	0.23%	0	0.00%	0	0.00%	0	0.00%
Canvass	0	0.00%	0	0.00%	0	0.00%	0	0.00%	0	0.00%	0	0.00%	0	0.00%
Total	0	0.00%	0	0.00%	0	0.00%	2	0.23%	0	0.00%	0	0.00%	0	0.00%
0031082														
Election Day	0	0.00%	0	0.00%	0	0.00%	0	0.00%	0	0.00%	0	0.00%	0	0.00%
Vote by Mail	1	0.14%	0	0.00%	2	0.28%	1	0.14%	0	0.00%	0	0.00%	0	0.00%
Canvass	0	0.00%	0	0.00%	0	0.00%	0	0.00%	0	0.00%	0	0.00%	0	0.00%
Total	1	0.13%	0	0.00%	2	0.25%	1	0.13%	0	0.00%	0	0.00%	0	0.00%
0031193														
Election Day	0	0.00%	0	0.00%	0	0.00%	0	0.00%	0	0.00%	0	0.00%	0	0.00%
Vote by Mail	1	0.12%	1	0.12%	1	0.12%	1	0.12%	0	0.00%	0	0.00%	0	0.00%
Canvass	0	0.00%	0	0.00%	0	0.00%	0	0.00%	0	0.00%	0	0.00%	0	0.00%
Total	1	0.11%	1	0.11%	1	0.11%	1	0.11%	0	0.00%	0	0.00%	0	0.00%
0031245														
Election Day	0	0.00%	0	0.00%	0	0.00%	0	0.00%	0	0.00%	0	0.00%	0	0.00%
Vote by Mail	1	0.13%	0	0.00%	3	0.40%	0	0.00%	0	0.00%	1	0.13%	0	0.00%
Canvass	0	0.00%	0	0.00%	0	0.00%	0	0.00%	0	0.00%	0	0.00%	0	0.00%
Total	1	0.13%	0	0.00%	3	0.38%	0	0.00%	0	0.00%	1	0.13%	0	0.00%
0031283														
Election Day	0	0.00%	0	0.00%	0	0.00%	0	0.00%	0	0.00%	0	0.00%	0	0.00%
Vote by Mail	3	0.40%	0	0.00%	1	0.13%	2	0.26%	0	0.00%	2	0.26%	0	0.00%
Canvass	0	0.00%	0	0.00%	0	0.00%	0	0.00%	0	0.00%	0	0.00%	0	0.00%
Total	3	0.38%	0	0.00%	1	0.13%	2	0.25%	0	0.00%	2	0.25%	0	0.00%

Precinct	DANIEL MERCURI (REP)		JACQUELINE MCGOWAN (DEM)		DAVID MOORE (NPP)		DAVID ALEXANDER BRAMANTE (REP)		HOLLY L. BAADE (DEM)		ANGELYNE (NPP)		JAMES G. HANINK (NPP)	
0029661														
Election Day	0	0.00%	0	0.00%	0	0.00%	0	0.00%	0	0.00%	0	0.00%	0	0.00%
Vote by Mail	0	0.00%	9	1.01%	3	0.34%	0	0.00%	6	0.67%	1	0.11%	1	0.11%
Canvass	0	0.00%	0	0.00%	0	0.00%	0	0.00%	0	0.00%	0	0.00%	0	0.00%
Total	0	0.00%	9	0.97%	3	0.32%	0	0.00%	6	0.65%	1	0.11%	1	0.11%
0029782														
Election Day	0	0.00%	0	0.00%	0	0.00%	0	0.00%	0	0.00%	0	0.00%	0	0.00%
Vote by Mail	0	0.00%	7	0.81%	0	0.00%	0	0.00%	7	0.81%	0	0.00%	0	0.00%
Canvass	0	0.00%	0	0.00%	0	0.00%	0	0.00%	0	0.00%	0	0.00%	0	0.00%
Total	0	0.00%	7	0.79%	0	0.00%	0	0.00%	7	0.79%	0	0.00%	0	0.00%
0031082														
Election Day	0	0.00%	0	0.00%	0	0.00%	0	0.00%	0	0.00%	0	0.00%	0	0.00%
Vote by Mail	2	0.28%	17	2.38%	1	0.14%	0	0.00%	2	0.28%	0	0.00%	1	0.14%
Canvass	0	0.00%	0	0.00%	0	0.00%	0	0.00%	0	0.00%	0	0.00%	0	0.00%
Total	2	0.25%	17	2.16%	1	0.13%	0	0.00%	2	0.25%	0	0.00%	1	0.13%
0031193														
Election Day	0	0.00%	1	1.82%	0	0.00%	0	0.00%	0	0.00%	0	0.00%	0	0.00%
Vote by Mail	0	0.00%	15	1.74%	0	0.00%	0	0.00%	6	0.69%	4	0.46%	2	0.23%
Canvass	0	0.00%	0	0.00%	0	0.00%	0	0.00%	0	0.00%	0	0.00%	0	0.00%
Total	0	0.00%	16	1.74%	0	0.00%	0	0.00%	6	0.65%	4	0.43%	2	0.22%
0031245														
Election Day	0	0.00%	0	0.00%	0	0.00%	0	0.00%	0	0.00%	0	0.00%	0	0.00%
Vote by Mail	0	0.00%	7	0.94%	0	0.00%	0	0.00%	1	0.13%	3	0.40%	1	0.13%
Canvass	0	0.00%	0	0.00%	0	0.00%	0	0.00%	0	0.00%	0	0.00%	0	0.00%
Total	0	0.00%	7	0.89%	0	0.00%	0	0.00%	1	0.13%	3	0.38%	1	0.13%
0031283														
Election Day	0	0.00%	0	0.00%	0	0.00%	0	0.00%	0	0.00%	0	0.00%	0	0.00%
Vote by Mail	0	0.00%	9	1.19%	1	0.13%	0	0.00%	3	0.40%	2	0.26%	0	0.00%
Canvass	0	0.00%	0	0.00%	0	0.00%	0	0.00%	0	0.00%	0	0.00%	0	0.00%
Total	0	0.00%	9	1.13%	1	0.13%	0	0.00%	3	0.38%	2	0.25%	0	0.00%

Precinct	DAVID HILLBERG (REP)		JEFF HEWITT (LIB)		JOHN R. DRAKE (DEM)		LARRY A. ELDER (REP)		KEVIN PAFFRATH (DEM)		ADAM PAPAGAN (NPP)		ARMANDO "MANDO" PEREZ- SERRATO (DEM)	
0029661														
Election Day	0	0.00%	0	0.00%	0	0.00%	14	51.85%	0	0.00%	0	0.00%	0	0.00%
Vote by Mail	1	0.11%	5	0.56%	7	0.78%	395	44.23%	71	7.95%	0	0.00%	3	0.34%
Canvass	0	0.00%	0	0.00%	0	0.00%	2	50.00%	0	0.00%	0	0.00%	0	0.00%
Total	1	0.11%	5	0.54%	7	0.76%	411	44.48%	71	7.68%	0	0.00%	3	0.32%
0029782														
Election Day	0	0.00%	0	0.00%	0	0.00%	16	88.89%	1	5.56%	0	0.00%	0	0.00%
Vote by Mail	0	0.00%	6	0.70%	0	0.00%	357	41.46%	86	9.99%	1	0.12%	0	0.00%
Canvass	0	0.00%	0	0.00%	0	0.00%	2	50.00%	0	0.00%	0	0.00%	0	0.00%
Total	0	0.00%	6	0.68%	0	0.00%	375	42.47%	87	9.85%	1	0.11%	0	0.00%
0031082														
Election Day	0	0.00%	0	0.00%	0	0.00%	50	79.37%	0	0.00%	0	0.00%	0	0.00%
Vote by Mail	0	0.00%	6	0.84%	1	0.14%	367	51.40%	46	6.44%	0	0.00%	4	0.56%
Canvass	0	0.00%	0	0.00%	0	0.00%	7	63.64%	0	0.00%	0	0.00%	0	0.00%
Total	0	0.00%	6	0.76%	1	0.13%	424	53.81%	46	5.84%	0	0.00%	4	0.51%
0031193														
Election Day	0	0.00%	0	0.00%	0	0.00%	47	85.45%	0	0.00%	0	0.00%	0	0.00%
Vote by Mail	0	0.00%	4	0.46%	4	0.46%	489	56.60%	55	6.37%	0	0.00%	2	0.23%
Canvass	0	0.00%	0	0.00%	0	0.00%	1	50.00%	1	50.00%	0	0.00%	0	0.00%
Total	0	0.00%	4	0.43%	4	0.43%	537	58.31%	56	6.08%	0	0.00%	2	0.22%
0031245														
Election Day	0	0.00%	0	0.00%	0	0.00%	25	60.98%	0	0.00%	0	0.00%	0	0.00%
Vote by Mail	0	0.00%	3	0.40%	3	0.40%	426	57.49%	30	4.05%	0	0.00%	1	0.13%
Canvass	0	0.00%	0	0.00%	0	0.00%	2	66.67%	0	0.00%	0	0.00%	0	0.00%
Total	0	0.00%	3	0.38%	3	0.38%	453	57.71%	30	3.82%	0	0.00%	1	0.13%
0031283														
Election Day	0	0.00%	0	0.00%	0	0.00%	30	78.95%	1	2.63%	0	0.00%	0	0.00%
Vote by Mail	0	0.00%	5	0.66%	3	0.40%	418	55.07%	36	4.74%	0	0.00%	1	0.13%
Canvass	0	0.00%	0	0.00%	0	0.00%	3	100.00%	0	0.00%	0	0.00%	0	0.00%
Total	0	0.00%	5	0.63%	3	0.38%	451	56.38%	37	4.63%	0	0.00%	1	0.13%

Precinct	JOHN COX (REP)		HEATHER COLLINS (G-P)		DANIEL WATTS (DEM)		NICKOLAS WILDSTAR (REP)		SARAH STEPHENS (REP)		DENVER STONER (REP)		JOE M. SYMMON (REP)	
0029661														
Election Day	0	0.00%	0	0.00%	0	0.00%	0	0.00%	0	0.00%	0	0.00%	0	0.00%
Vote by Mail	17	1.90%	8	0.90%	9	1.01%	0	0.00%	0	0.00%	2	0.22%	0	0.00%
Canvass	0	0.00%	0	0.00%	0	0.00%	0	0.00%	0	0.00%	0	0.00%	0	0.00%
Total	17	1.84%	8	0.87%	9	0.97%	0	0.00%	0	0.00%	2	0.22%	0	0.00%
0029782														
Election Day	0	0.00%	0	0.00%	0	0.00%	0	0.00%	0	0.00%	0	0.00%	0	0.00%
Vote by Mail	31	3.60%	3	0.35%	13	1.51%	0	0.00%	0	0.00%	0	0.00%	0	0.00%
Canvass	0	0.00%	0	0.00%	0	0.00%	0	0.00%	0	0.00%	0	0.00%	0	0.00%
Total	31	3.51%	3	0.34%	13	1.47%	0	0.00%	0	0.00%	0	0.00%	0	0.00%
0031082														
Election Day	1	1.59%	0	0.00%	1	1.59%	0	0.00%	0	0.00%	0	0.00%	0	0.00%
Vote by Mail	38	5.32%	2	0.28%	16	2.24%	0	0.00%	1	0.14%	2	0.28%	0	0.00%
Canvass	0	0.00%	0	0.00%	1	9.09%	0	0.00%	0	0.00%	0	0.00%	0	0.00%
Total	39	4.95%	2	0.25%	18	2.28%	0	0.00%	1	0.13%	2	0.25%	0	0.00%
0031193														
Election Day	0	0.00%	0	0.00%	0	0.00%	0	0.00%	0	0.00%	0	0.00%	0	0.00%
Vote by Mail	45	5.21%	4	0.46%	8	0.93%	0	0.00%	0	0.00%	3	0.35%	0	0.00%
Canvass	0	0.00%	0	0.00%	0	0.00%	0	0.00%	0	0.00%	0	0.00%	0	0.00%
Total	45	4.89%	4	0.43%	8	0.87%	0	0.00%	0	0.00%	3	0.33%	0	0.00%
0031245														
Election Day	2	4.88%	0	0.00%	0	0.00%	0	0.00%	0	0.00%	0	0.00%	0	0.00%
Vote by Mail	30	4.05%	3	0.40%	9	1.21%	0	0.00%	3	0.40%	0	0.00%	0	0.00%
Canvass	0	0.00%	0	0.00%	0	0.00%	0	0.00%	0	0.00%	0	0.00%	0	0.00%
Total	32	4.08%	3	0.38%	9	1.15%	0	0.00%	3	0.38%	0	0.00%	0	0.00%
0031283														
Election Day	2	5.26%	0	0.00%	0	0.00%	0	0.00%	0	0.00%	0	0.00%	0	0.00%
Vote by Mail	45	5.93%	1	0.13%	3	0.40%	0	0.00%	0	0.00%	3	0.40%	0	0.00%
Canvass	0	0.00%	0	0.00%	0	0.00%	0	0.00%	0	0.00%	0	0.00%	0	0.00%
Total	47	5.88%	1	0.13%	3	0.38%	0	0.00%	0	0.00%	3	0.38%	0	0.00%

Precinct	MAJOR SINGH (NPP)		DOUG OSE (REP)		Write-in		Total Votes	ROXANNE Qualified Write In		STACY SMITH Qualified Write In		MAJOR WILLIAMS Qualified Write In	
0029661													
Election Day	0	0.00%	0	0.00%	0	0.00%	27	0	0.00%	0	0.00%	0	0.00%
Vote by Mail	2	0.22%	16	1.79%	0	0.00%	893	0	0.00%	0	0.00%	0	0.00%
Canvass	0	0.00%	0	0.00%	0	0.00%	4	0	0.00%	0	0.00%	0	0.00%
Total	2	0.22%	16	1.73%	0	0.00%	924	0	0.00%	0	0.00%	0	0.00%
0029782													
Election Day	0	0.00%	0	0.00%	0	0.00%	18	0	0.00%	0	0.00%	0	0.00%
Vote by Mail	1	0.12%	16	1.86%	0	0.00%	861	0	0.00%	0	0.00%	0	0.00%
Canvass	0	0.00%	0	0.00%	0	0.00%	4	0	0.00%	0	0.00%	0	0.00%
Total	1	0.11%	16	1.81%	0	0.00%	883	0	0.00%	0	0.00%	0	0.00%
0031082													
Election Day	0	0.00%	1	1.59%	0	0.00%	63	0	0.00%	0	0.00%	0	0.00%
Vote by Mail	0	0.00%	6	0.84%	0	0.00%	714	0	0.00%	0	0.00%	0	0.00%
Canvass	0	0.00%	0	0.00%	0	0.00%	11	0	0.00%	0	0.00%	0	0.00%
Total	0	0.00%	7	0.89%	0	0.00%	788	0	0.00%	0	0.00%	0	0.00%
0031193													
Election Day	0	0.00%	0	0.00%	0	0.00%	55	0	0.00%	0	0.00%	0	0.00%
Vote by Mail	0	0.00%	8	0.93%	0	0.00%	864	0	0.00%	0	0.00%	0	0.00%
Canvass	0	0.00%	0	0.00%	0	0.00%	2	0	0.00%	0	0.00%	0	0.00%
Total	0	0.00%	8	0.87%	0	0.00%	921	0	0.00%	0	0.00%	0	0.00%
0031245													
Election Day	0	0.00%	0	0.00%	0	0.00%	41	0	0.00%	0	0.00%	0	0.00%
Vote by Mail	0	0.00%	7	0.94%	0	0.00%	741	0	0.00%	0	0.00%	0	0.00%
Canvass	0	0.00%	0	0.00%	0	0.00%	3	0	0.00%	0	0.00%	0	0.00%
Total	0	0.00%	7	0.89%	0	0.00%	785	0	0.00%	0	0.00%	0	0.00%
0031283													
Election Day	0	0.00%	0	0.00%	0	0.00%	38	0	0.00%	0	0.00%	0	0.00%
Vote by Mail	2	0.26%	9	1.19%	1	0.13%	759	0	0.00%	0	0.00%	1	0.13%
Canvass	0	0.00%	0	0.00%	0	0.00%	3	0	0.00%	0	0.00%	0	0.00%
Total	2	0.25%	9	1.13%	1	0.13%	800	0	0.00%	0	0.00%	1	0.13%

Precinct	THUY E. HUGENS Qualified Write In		MIKI HABRYN Qualified Write In		VINCE LUNDGREN Qualified Write In		VIVEK B. MOHAN Qualified Write In	
0029661								
Election Day	0	0.00%	0	0.00%	0	0.00%	0	0.00%
Vote by Mail	0	0.00%	0	0.00%	0	0.00%	0	0.00%
Canvass	0	0.00%	0	0.00%	0	0.00%	0	0.00%
Total	0	0.00%	0	0.00%	0	0.00%	0	0.00%
0029782								
Election Day	0	0.00%	0	0.00%	0	0.00%	0	0.00%
Vote by Mail	0	0.00%	0	0.00%	0	0.00%	0	0.00%
Canvass	0	0.00%	0	0.00%	0	0.00%	0	0.00%
Total	0	0.00%	0	0.00%	0	0.00%	0	0.00%
0031082								
Election Day	0	0.00%	0	0.00%	0	0.00%	0	0.00%
Vote by Mail	0	0.00%	0	0.00%	0	0.00%	0	0.00%
Canvass	0	0.00%	0	0.00%	0	0.00%	0	0.00%
Total	0	0.00%	0	0.00%	0	0.00%	0	0.00%
0031193								
Election Day	0	0.00%	0	0.00%	0	0.00%	0	0.00%
Vote by Mail	0	0.00%	0	0.00%	0	0.00%	0	0.00%
Canvass	0	0.00%	0	0.00%	0	0.00%	0	0.00%
Total	0	0.00%	0	0.00%	0	0.00%	0	0.00%
0031245								
Election Day	0	0.00%	0	0.00%	0	0.00%	0	0.00%
Vote by Mail	0	0.00%	0	0.00%	0	0.00%	0	0.00%
Canvass	0	0.00%	0	0.00%	0	0.00%	0	0.00%
Total	0	0.00%	0	0.00%	0	0.00%	0	0.00%
0031283								
Election Day	0	0.00%	0	0.00%	0	0.00%	0	0.00%
Vote by Mail	0	0.00%	0	0.00%	0	0.00%	0	0.00%
Canvass	0	0.00%	0	0.00%	0	0.00%	0	0.00%
Total	0	0.00%	0	0.00%	0	0.00%	0	0.00%

Precinct	Times Cast	Registered Voters	Undervotes	Overvotes
0031359				
Election Day	81	1,920	7	0
Vote by Mail	1,309	1,920	333	1
Canvass	6	1,920	0	0
Total	1,396	1,920	340	1
0031432				
Election Day	52	1,835	2	0
Vote by Mail	1,191	1,835	349	3
Canvass	7	1,835	1	0
Total	1,250	1,835	352	3
0031484				
Election Day	37	1,526	5	0
Vote by Mail	940	1,526	261	0
Canvass	2	1,526	0	0
Total	979	1,526	266	0
0031546				
Election Day	30	1,732	2	1
Vote by Mail	715	1,732	233	4
Canvass	9	1,732	1	0
Total	754	1,732	236	5
0031631				
Election Day	31	1,460	1	0
Vote by Mail	907	1,460	227	2
Canvass	2	1,460	0	0
Total	940	1,460	228	2
0031662				
Election Day	76	1,711	7	0
Vote by Mail	1,110	1,711	285	1
Canvass	6	1,711	0	0
Total	1,192	1,711	292	1

Precinct	DAN KAPELOVITZ (G-P)		KEVIN K. KAUL (NPP)	
0031359				
Election Day	0	0.00%	0	0.00%
Vote by Mail	2	0.21%	0	0.00%
Canvass	0	0.00%	0	0.00%
Total	2	0.19%	0	0.00%
0031432				
Election Day	0	0.00%	0	0.00%
Vote by Mail	3	0.36%	2	0.24%
Canvass	0	0.00%	0	0.00%
Total	3	0.34%	2	0.22%
0031484				
Election Day	0	0.00%	0	0.00%
Vote by Mail	7	1.03%	0	0.00%
Canvass	0	0.00%	0	0.00%
Total	7	0.98%	0	0.00%
0031546				
Election Day	0	0.00%	0	0.00%
Vote by Mail	6	1.26%	1	0.21%
Canvass	1	12.50%	0	0.00%
Total	7	1.36%	1	0.19%
0031631				
Election Day	0	0.00%	0	0.00%
Vote by Mail	8	1.18%	1	0.15%
Canvass	0	0.00%	0	0.00%
Total	8	1.13%	1	0.14%
0031662				
Election Day	1	1.45%	0	0.00%
Vote by Mail	1	0.12%	0	0.00%
Canvass	0	0.00%	0	0.00%
Total	2	0.22%	0	0.00%

Precinct	CHAUNCEY "SLIM" KILLENS (REP)		KEVIN KILEY (REP)		PATRICK KILPATRICK (DEM)		ANTHONY TRIMINO (REP)		JOEL VENTRESCA (DEM)		KEVIN L. FAULCONER (REP)		RHONDA FURIN (REP)	
0031359														
Election Day	0	0.00%	8	10.81%	0	0.00%	1	1.35%	0	0.00%	4	5.41%	0	0.00%
Vote by Mail	0	0.00%	72	7.38%	8	0.82%	1	0.10%	25	2.56%	73	7.49%	1	0.10%
Canvass	0	0.00%	1	16.67%	0	0.00%	0	0.00%	0	0.00%	0	0.00%	0	0.00%
Total	0	0.00%	81	7.68%	8	0.76%	2	0.19%	25	2.37%	77	7.30%	1	0.09%
0031432														
Election Day	0	0.00%	4	8.00%	0	0.00%	0	0.00%	0	0.00%	2	4.00%	0	0.00%
Vote by Mail	0	0.00%	80	9.54%	12	1.43%	1	0.12%	17	2.03%	60	7.15%	0	0.00%
Canvass	0	0.00%	0	0.00%	0	0.00%	0	0.00%	0	0.00%	0	0.00%	0	0.00%
Total	0	0.00%	84	9.39%	12	1.34%	1	0.11%	17	1.90%	62	6.93%	0	0.00%
0031484														
Election Day	0	0.00%	3	9.38%	0	0.00%	0	0.00%	0	0.00%	1	3.13%	0	0.00%
Vote by Mail	0	0.00%	58	8.54%	2	0.29%	4	0.59%	6	0.88%	41	6.04%	0	0.00%
Canvass	0	0.00%	1	50.00%	0	0.00%	0	0.00%	0	0.00%	1	50.00%	0	0.00%
Total	0	0.00%	62	8.70%	2	0.28%	4	0.56%	6	0.84%	43	6.03%	0	0.00%
0031546														
Election Day	0	0.00%	2	7.41%	0	0.00%	3	11.11%	0	0.00%	0	0.00%	0	0.00%
Vote by Mail	1	0.21%	28	5.86%	7	1.46%	2	0.42%	12	2.51%	25	5.23%	0	0.00%
Canvass	0	0.00%	1	12.50%	0	0.00%	0	0.00%	0	0.00%	1	12.50%	0	0.00%
Total	1	0.19%	31	6.04%	7	1.36%	5	0.97%	12	2.34%	26	5.07%	0	0.00%
0031631														
Election Day	0	0.00%	4	13.33%	0	0.00%	0	0.00%	1	3.33%	1	3.33%	0	0.00%
Vote by Mail	0	0.00%	62	9.14%	2	0.29%	1	0.15%	8	1.18%	36	5.31%	0	0.00%
Canvass	0	0.00%	2	100.00%	0	0.00%	0	0.00%	0	0.00%	0	0.00%	0	0.00%
Total	0	0.00%	68	9.58%	2	0.28%	1	0.14%	9	1.27%	37	5.21%	0	0.00%
0031662														
Election Day	0	0.00%	6	8.70%	0	0.00%	2	2.90%	0	0.00%	1	1.45%	0	0.00%
Vote by Mail	0	0.00%	72	8.74%	6	0.73%	1	0.12%	10	1.21%	53	6.43%	2	0.24%
Canvass	0	0.00%	2	33.33%	0	0.00%	0	0.00%	0	0.00%	1	16.67%	0	0.00%
Total	0	0.00%	80	8.90%	6	0.67%	3	0.33%	10	1.11%	55	6.12%	2	0.22%

Precinct	ROBERT C. NEWMAN II (REP)		DENNIS RICHTER (NPP)		BRANDON M. ROSS (DEM)		SAM L. GALLUCCI (REP)		TED GAINES (REP)		CAITLYN JENNER (REP)		LEO S. ZACKY (REP)	
0031359														
Election Day	0	0.00%	0	0.00%	1	1.35%	0	0.00%	0	0.00%	0	0.00%	0	0.00%
Vote by Mail	2	0.21%	1	0.10%	44	4.51%	0	0.00%	20	2.05%	10	1.03%	2	0.21%
Canvass	0	0.00%	0	0.00%	0	0.00%	0	0.00%	0	0.00%	0	0.00%	0	0.00%
Total	2	0.19%	1	0.09%	45	4.27%	0	0.00%	20	1.90%	10	0.95%	2	0.19%
0031432														
Election Day	0	0.00%	0	0.00%	1	2.00%	0	0.00%	0	0.00%	0	0.00%	0	0.00%
Vote by Mail	1	0.12%	0	0.00%	32	3.81%	0	0.00%	17	2.03%	3	0.36%	1	0.12%
Canvass	0	0.00%	0	0.00%	0	0.00%	0	0.00%	0	0.00%	0	0.00%	0	0.00%
Total	1	0.11%	0	0.00%	33	3.69%	0	0.00%	17	1.90%	3	0.34%	1	0.11%
0031484														
Election Day	0	0.00%	0	0.00%	0	0.00%	0	0.00%	1	3.13%	0	0.00%	0	0.00%
Vote by Mail	0	0.00%	2	0.29%	11	1.62%	3	0.44%	10	1.47%	12	1.77%	0	0.00%
Canvass	0	0.00%	0	0.00%	0	0.00%	0	0.00%	0	0.00%	0	0.00%	0	0.00%
Total	0	0.00%	2	0.28%	11	1.54%	3	0.42%	11	1.54%	12	1.68%	0	0.00%
0031546														
Election Day	0	0.00%	0	0.00%	1	3.70%	0	0.00%	2	7.41%	0	0.00%	0	0.00%
Vote by Mail	1	0.21%	3	0.63%	22	4.60%	0	0.00%	7	1.46%	7	1.46%	0	0.00%
Canvass	0	0.00%	0	0.00%	0	0.00%	0	0.00%	0	0.00%	0	0.00%	0	0.00%
Total	1	0.19%	3	0.58%	23	4.48%	0	0.00%	9	1.75%	7	1.36%	0	0.00%
0031631														
Election Day	0	0.00%	0	0.00%	0	0.00%	0	0.00%	0	0.00%	0	0.00%	0	0.00%
Vote by Mail	2	0.29%	2	0.29%	26	3.83%	1	0.15%	10	1.47%	4	0.59%	1	0.15%
Canvass	0	0.00%	0	0.00%	0	0.00%	0	0.00%	0	0.00%	0	0.00%	0	0.00%
Total	2	0.28%	2	0.28%	26	3.66%	1	0.14%	10	1.41%	4	0.56%	1	0.14%
0031662														
Election Day	0	0.00%	0	0.00%	1	1.45%	0	0.00%	2	2.90%	1	1.45%	0	0.00%
Vote by Mail	1	0.12%	3	0.36%	25	3.03%	0	0.00%	16	1.94%	7	0.85%	0	0.00%
Canvass	0	0.00%	0	0.00%	0	0.00%	0	0.00%	0	0.00%	0	0.00%	0	0.00%
Total	1	0.11%	3	0.33%	26	2.89%	0	0.00%	18	2.00%	8	0.89%	0	0.00%

Precinct	JENNY RAE LE ROUX (REP)		DAVID LOZANO (REP)		STEVE CHAVEZ LODGE (REP)		MICHAEL LOEBBS (NPP)		DENIS LUCEY (NPP)		DIEGO MARTINEZ (REP)		JEREMIAH "JEREMY" MARCINIAK (NPP)	
0031359														
Election Day	0	0.00%	0	0.00%	0	0.00%	0	0.00%	0	0.00%	0	0.00%	0	0.00%
Vote by Mail	4	0.41%	0	0.00%	0	0.00%	3	0.31%	1	0.10%	0	0.00%	0	0.00%
Canvass	0	0.00%	0	0.00%	0	0.00%	0	0.00%	0	0.00%	0	0.00%	0	0.00%
Total	4	0.38%	0	0.00%	0	0.00%	3	0.28%	1	0.09%	0	0.00%	0	0.00%
0031432														
Election Day	0	0.00%	0	0.00%	0	0.00%	0	0.00%	0	0.00%	0	0.00%	0	0.00%
Vote by Mail	1	0.12%	1	0.12%	4	0.48%	0	0.00%	0	0.00%	0	0.00%	0	0.00%
Canvass	0	0.00%	0	0.00%	0	0.00%	0	0.00%	0	0.00%	0	0.00%	0	0.00%
Total	1	0.11%	1	0.11%	4	0.45%	0	0.00%	0	0.00%	0	0.00%	0	0.00%
0031484														
Election Day	0	0.00%	0	0.00%	0	0.00%	0	0.00%	0	0.00%	0	0.00%	0	0.00%
Vote by Mail	4	0.59%	0	0.00%	0	0.00%	1	0.15%	0	0.00%	1	0.15%	0	0.00%
Canvass	0	0.00%	0	0.00%	0	0.00%	0	0.00%	0	0.00%	0	0.00%	0	0.00%
Total	4	0.56%	0	0.00%	0	0.00%	1	0.14%	0	0.00%	1	0.14%	0	0.00%
0031546														
Election Day	0	0.00%	0	0.00%	0	0.00%	0	0.00%	0	0.00%	0	0.00%	0	0.00%
Vote by Mail	1	0.21%	0	0.00%	1	0.21%	0	0.00%	0	0.00%	0	0.00%	0	0.00%
Canvass	0	0.00%	0	0.00%	0	0.00%	0	0.00%	0	0.00%	0	0.00%	0	0.00%
Total	1	0.19%	0	0.00%	1	0.19%	0	0.00%	0	0.00%	0	0.00%	0	0.00%
0031631														
Election Day	0	0.00%	0	0.00%	0	0.00%	0	0.00%	0	0.00%	0	0.00%	0	0.00%
Vote by Mail	0	0.00%	0	0.00%	3	0.44%	1	0.15%	0	0.00%	0	0.00%	0	0.00%
Canvass	0	0.00%	0	0.00%	0	0.00%	0	0.00%	0	0.00%	0	0.00%	0	0.00%
Total	0	0.00%	0	0.00%	3	0.42%	1	0.14%	0	0.00%	0	0.00%	0	0.00%
0031662														
Election Day	0	0.00%	0	0.00%	0	0.00%	0	0.00%	0	0.00%	0	0.00%	0	0.00%
Vote by Mail	2	0.24%	0	0.00%	1	0.12%	0	0.00%	1	0.12%	0	0.00%	2	0.24%
Canvass	0	0.00%	0	0.00%	0	0.00%	0	0.00%	0	0.00%	0	0.00%	0	0.00%
Total	2	0.22%	0	0.00%	1	0.11%	0	0.00%	1	0.11%	0	0.00%	2	0.22%

Precinct	DANIEL MERCURI (REP)		JACQUELINE MCGOWAN (DEM)		DAVID MOORE (NPP)		DAVID ALEXANDER BRAMANTE (REP)		HOLLY L. BAADE (DEM)		ANGELYNE (NPP)		JAMES G. HANINK (NPP)	
0031359														
Election Day	0	0.00%	1	1.35%	0	0.00%	0	0.00%	0	0.00%	0	0.00%	0	0.00%
Vote by Mail	0	0.00%	20	2.05%	1	0.10%	0	0.00%	4	0.41%	1	0.10%	0	0.00%
Canvass	0	0.00%	0	0.00%	0	0.00%	0	0.00%	0	0.00%	0	0.00%	0	0.00%
Total	0	0.00%	21	1.99%	1	0.09%	0	0.00%	4	0.38%	1	0.09%	0	0.00%
0031432														
Election Day	0	0.00%	0	0.00%	0	0.00%	0	0.00%	0	0.00%	0	0.00%	0	0.00%
Vote by Mail	2	0.24%	24	2.86%	2	0.24%	0	0.00%	2	0.24%	0	0.00%	0	0.00%
Canvass	0	0.00%	0	0.00%	0	0.00%	1	16.67%	0	0.00%	0	0.00%	0	0.00%
Total	2	0.22%	24	2.68%	2	0.22%	1	0.11%	2	0.22%	0	0.00%	0	0.00%
0031484														
Election Day	0	0.00%	0	0.00%	0	0.00%	0	0.00%	0	0.00%	0	0.00%	0	0.00%
Vote by Mail	1	0.15%	11	1.62%	1	0.15%	0	0.00%	3	0.44%	0	0.00%	0	0.00%
Canvass	0	0.00%	0	0.00%	0	0.00%	0	0.00%	0	0.00%	0	0.00%	0	0.00%
Total	1	0.14%	11	1.54%	1	0.14%	0	0.00%	3	0.42%	0	0.00%	0	0.00%
0031546														
Election Day	0	0.00%	1	3.70%	0	0.00%	0	0.00%	0	0.00%	0	0.00%	0	0.00%
Vote by Mail	0	0.00%	20	4.18%	0	0.00%	1	0.21%	1	0.21%	1	0.21%	1	0.21%
Canvass	0	0.00%	0	0.00%	0	0.00%	0	0.00%	0	0.00%	0	0.00%	0	0.00%
Total	0	0.00%	21	4.09%	0	0.00%	1	0.19%	1	0.19%	1	0.19%	1	0.19%
0031631														
Election Day	0	0.00%	0	0.00%	0	0.00%	0	0.00%	0	0.00%	0	0.00%	0	0.00%
Vote by Mail	0	0.00%	10	1.47%	3	0.44%	0	0.00%	3	0.44%	1	0.15%	0	0.00%
Canvass	0	0.00%	0	0.00%	0	0.00%	0	0.00%	0	0.00%	0	0.00%	0	0.00%
Total	0	0.00%	10	1.41%	3	0.42%	0	0.00%	3	0.42%	1	0.14%	0	0.00%
0031662														
Election Day	0	0.00%	2	2.90%	0	0.00%	0	0.00%	0	0.00%	0	0.00%	0	0.00%
Vote by Mail	3	0.36%	19	2.31%	3	0.36%	0	0.00%	4	0.49%	1	0.12%	2	0.24%
Canvass	0	0.00%	0	0.00%	0	0.00%	0	0.00%	0	0.00%	0	0.00%	0	0.00%
Total	3	0.33%	21	2.34%	3	0.33%	0	0.00%	4	0.44%	1	0.11%	2	0.22%

Precinct	DAVID HILLBERG (REP)		JEFF HEWITT (LIB)		JOHN R. DRAKE (DEM)		LARRY A. ELDER (REP)		KEVIN PAFFRATH (DEM)		ADAM PAPAGAN (NPP)		ARMANDO "MANDO" PEREZ- SERRATO (DEM)	
0031359														
Election Day	0	0.00%	0	0.00%	0	0.00%	56	75.68%	1	1.35%	0	0.00%	0	0.00%
Vote by Mail	0	0.00%	7	0.72%	3	0.31%	511	52.41%	70	7.18%	0	0.00%	2	0.21%
Canvass	0	0.00%	0	0.00%	0	0.00%	3	50.00%	1	16.67%	0	0.00%	0	0.00%
Total	0	0.00%	7	0.66%	3	0.28%	570	54.03%	72	6.82%	0	0.00%	2	0.19%
0031432														
Election Day	0	0.00%	0	0.00%	0	0.00%	37	74.00%	0	0.00%	0	0.00%	1	2.00%
Vote by Mail	1	0.12%	10	1.19%	2	0.24%	445	53.04%	47	5.60%	0	0.00%	3	0.36%
Canvass	0	0.00%	0	0.00%	0	0.00%	5	83.33%	0	0.00%	0	0.00%	0	0.00%
Total	1	0.11%	10	1.12%	2	0.22%	487	54.41%	47	5.25%	0	0.00%	4	0.45%
0031484														
Election Day	1	3.13%	0	0.00%	0	0.00%	25	78.13%	1	3.13%	0	0.00%	0	0.00%
Vote by Mail	1	0.15%	2	0.29%	3	0.44%	378	55.67%	54	7.95%	0	0.00%	1	0.15%
Canvass	0	0.00%	0	0.00%	0	0.00%	0	0.00%	0	0.00%	0	0.00%	0	0.00%
Total	2	0.28%	2	0.28%	3	0.42%	403	56.52%	55	7.71%	0	0.00%	1	0.14%
0031546														
Election Day	0	0.00%	1	3.70%	0	0.00%	15	55.56%	0	0.00%	0	0.00%	0	0.00%
Vote by Mail	0	0.00%	2	0.42%	4	0.84%	249	52.09%	44	9.21%	0	0.00%	3	0.63%
Canvass	0	0.00%	0	0.00%	0	0.00%	3	37.50%	1	12.50%	0	0.00%	0	0.00%
Total	0	0.00%	3	0.58%	4	0.78%	267	52.05%	45	8.77%	0	0.00%	3	0.58%
0031631														
Election Day	0	0.00%	0	0.00%	0	0.00%	21	70.00%	1	3.33%	0	0.00%	0	0.00%
Vote by Mail	0	0.00%	1	0.15%	6	0.88%	366	53.98%	62	9.14%	0	0.00%	1	0.15%
Canvass	0	0.00%	0	0.00%	0	0.00%	0	0.00%	0	0.00%	0	0.00%	0	0.00%
Total	0	0.00%	1	0.14%	6	0.85%	387	54.51%	63	8.87%	0	0.00%	1	0.14%
0031662														
Election Day	0	0.00%	0	0.00%	1	1.45%	50	72.46%	0	0.00%	0	0.00%	0	0.00%
Vote by Mail	0	0.00%	7	0.85%	7	0.85%	465	56.43%	48	5.83%	1	0.12%	4	0.49%
Canvass	0	0.00%	0	0.00%	0	0.00%	3	50.00%	0	0.00%	0	0.00%	0	0.00%
Total	0	0.00%	7	0.78%	8	0.89%	518	57.62%	48	5.34%	1	0.11%	4	0.44%

Precinct	JOHN COX (REP)		HEATHER COLLINS (G-P)		DANIEL WATTS (DEM)		NICKOLAS WILDSTAR (REP)		SARAH STEPHENS (REP)		DENVER STONER (REP)		JOE M. SYMMON (REP)	
0031359														
Election Day	2	2.70%	0	0.00%	0	0.00%	0	0.00%	0	0.00%	0	0.00%	0	0.00%
Vote by Mail	47	4.82%	7	0.72%	14	1.44%	0	0.00%	0	0.00%	1	0.10%	0	0.00%
Canvass	0	0.00%	0	0.00%	1	16.67%	0	0.00%	0	0.00%	0	0.00%	0	0.00%
Total	49	4.64%	7	0.66%	15	1.42%	0	0.00%	0	0.00%	1	0.09%	0	0.00%
0031432														
Election Day	5	10.00%	0	0.00%	0	0.00%	0	0.00%	0	0.00%	0	0.00%	0	0.00%
Vote by Mail	33	3.93%	6	0.72%	13	1.55%	0	0.00%	0	0.00%	3	0.36%	1	0.12%
Canvass	0	0.00%	0	0.00%	0	0.00%	0	0.00%	0	0.00%	0	0.00%	0	0.00%
Total	38	4.25%	6	0.67%	13	1.45%	0	0.00%	0	0.00%	3	0.34%	1	0.11%
0031484														
Election Day	0	0.00%	0	0.00%	0	0.00%	0	0.00%	0	0.00%	0	0.00%	0	0.00%
Vote by Mail	30	4.42%	3	0.44%	5	0.74%	0	0.00%	2	0.29%	5	0.74%	0	0.00%
Canvass	0	0.00%	0	0.00%	0	0.00%	0	0.00%	0	0.00%	0	0.00%	0	0.00%
Total	30	4.21%	3	0.42%	5	0.70%	0	0.00%	2	0.28%	5	0.70%	0	0.00%
0031546														
Election Day	2	7.41%	0	0.00%	0	0.00%	0	0.00%	0	0.00%	0	0.00%	0	0.00%
Vote by Mail	13	2.72%	5	1.05%	6	1.26%	0	0.00%	1	0.21%	1	0.21%	0	0.00%
Canvass	0	0.00%	0	0.00%	1	12.50%	0	0.00%	0	0.00%	0	0.00%	0	0.00%
Total	15	2.92%	5	0.97%	7	1.36%	0	0.00%	1	0.19%	1	0.19%	0	0.00%
0031631														
Election Day	1	3.33%	0	0.00%	1	3.33%	0	0.00%	0	0.00%	0	0.00%	0	0.00%
Vote by Mail	29	4.28%	2	0.29%	10	1.47%	0	0.00%	0	0.00%	3	0.44%	1	0.15%
Canvass	0	0.00%	0	0.00%	0	0.00%	0	0.00%	0	0.00%	0	0.00%	0	0.00%
Total	30	4.23%	2	0.28%	11	1.55%	0	0.00%	0	0.00%	3	0.42%	1	0.14%
0031662														
Election Day	1	1.45%	0	0.00%	0	0.00%	0	0.00%	0	0.00%	0	0.00%	0	0.00%
Vote by Mail	36	4.37%	2	0.24%	9	1.09%	0	0.00%	0	0.00%	1	0.12%	1	0.12%
Canvass	0	0.00%	0	0.00%	0	0.00%	0	0.00%	0	0.00%	0	0.00%	0	0.00%
Total	37	4.12%	2	0.22%	9	1.00%	0	0.00%	0	0.00%	1	0.11%	1	0.11%

Precinct	MAJOR SINGH (NPP)		DOUG OSE (REP)		Write-in		Total Votes	ROXANNE Qualified Write In		STACY SMITH Qualified Write In		MAJOR WILLIAMS Qualified Write In	
0031359													
Election Day	0	0.00%	0	0.00%	0	0.00%	74	0	0.00%	0	0.00%	0	0.00%
Vote by Mail	0	0.00%	13	1.33%	5	0.51%	975	0	0.00%	0	0.00%	5	0.51%
Canvass	0	0.00%	0	0.00%	0	0.00%	6	0	0.00%	0	0.00%	0	0.00%
Total	0	0.00%	13	1.23%	5	0.47%	1,055	0	0.00%	0	0.00%	5	0.47%
0031432													
Election Day	0	0.00%	0	0.00%	0	0.00%	50	0	0.00%	0	0.00%	0	0.00%
Vote by Mail	0	0.00%	8	0.95%	2	0.24%	839	0	0.00%	0	0.00%	2	0.24%
Canvass	0	0.00%	0	0.00%	0	0.00%	6	0	0.00%	0	0.00%	0	0.00%
Total	0	0.00%	8	0.89%	2	0.22%	895	0	0.00%	0	0.00%	2	0.22%
0031484													
Election Day	0	0.00%	0	0.00%	0	0.00%	32	0	0.00%	0	0.00%	0	0.00%
Vote by Mail	0	0.00%	15	2.21%	2	0.29%	679	0	0.00%	0	0.00%	2	0.29%
Canvass	0	0.00%	0	0.00%	0	0.00%	2	0	0.00%	0	0.00%	0	0.00%
Total	0	0.00%	15	2.10%	2	0.28%	713	0	0.00%	0	0.00%	2	0.28%
0031546													
Election Day	0	0.00%	0	0.00%	0	0.00%	27	0	0.00%	0	0.00%	0	0.00%
Vote by Mail	1	0.21%	1	0.21%	0	0.00%	478	0	0.00%	0	0.00%	0	0.00%
Canvass	0	0.00%	0	0.00%	0	0.00%	8	0	0.00%	0	0.00%	0	0.00%
Total	1	0.19%	1	0.19%	0	0.00%	513	0	0.00%	0	0.00%	0	0.00%
0031631													
Election Day	0	0.00%	0	0.00%	0	0.00%	30	0	0.00%	0	0.00%	0	0.00%
Vote by Mail	2	0.29%	10	1.47%	0	0.00%	678	0	0.00%	0	0.00%	0	0.00%
Canvass	0	0.00%	0	0.00%	0	0.00%	2	0	0.00%	0	0.00%	0	0.00%
Total	2	0.28%	10	1.41%	0	0.00%	710	0	0.00%	0	0.00%	0	0.00%
0031662													
Election Day	0	0.00%	0	0.00%	1	1.45%	69	0	0.00%	0	0.00%	1	1.45%
Vote by Mail	1	0.12%	6	0.73%	1	0.12%	824	0	0.00%	0	0.00%	1	0.12%
Canvass	0	0.00%	0	0.00%	0	0.00%	6	0	0.00%	0	0.00%	0	0.00%
Total	1	0.11%	6	0.67%	2	0.22%	899	0	0.00%	0	0.00%	2	0.22%

Precinct	THUY E. HUGENS Qualified Write In		MIKI HABRYN Qualified Write In		VINCE LUNDGREN Qualified Write In		VIVEK B. MOHAN Qualified Write In	
0031359								
Election Day	0	0.00%	0	0.00%	0	0.00%	0	0.00%
Vote by Mail	0	0.00%	0	0.00%	0	0.00%	0	0.00%
Canvass	0	0.00%	0	0.00%	0	0.00%	0	0.00%
Total	0	0.00%	0	0.00%	0	0.00%	0	0.00%
0031432								
Election Day	0	0.00%	0	0.00%	0	0.00%	0	0.00%
Vote by Mail	0	0.00%	0	0.00%	0	0.00%	0	0.00%
Canvass	0	0.00%	0	0.00%	0	0.00%	0	0.00%
Total	0	0.00%	0	0.00%	0	0.00%	0	0.00%
0031484								
Election Day	0	0.00%	0	0.00%	0	0.00%	0	0.00%
Vote by Mail	0	0.00%	0	0.00%	0	0.00%	0	0.00%
Canvass	0	0.00%	0	0.00%	0	0.00%	0	0.00%
Total	0	0.00%	0	0.00%	0	0.00%	0	0.00%
0031546								
Election Day	0	0.00%	0	0.00%	0	0.00%	0	0.00%
Vote by Mail	0	0.00%	0	0.00%	0	0.00%	0	0.00%
Canvass	0	0.00%	0	0.00%	0	0.00%	0	0.00%
Total	0	0.00%	0	0.00%	0	0.00%	0	0.00%
0031631								
Election Day	0	0.00%	0	0.00%	0	0.00%	0	0.00%
Vote by Mail	0	0.00%	0	0.00%	0	0.00%	0	0.00%
Canvass	0	0.00%	0	0.00%	0	0.00%	0	0.00%
Total	0	0.00%	0	0.00%	0	0.00%	0	0.00%
0031662								
Election Day	0	0.00%	0	0.00%	0	0.00%	0	0.00%
Vote by Mail	0	0.00%	0	0.00%	0	0.00%	0	0.00%
Canvass	0	0.00%	0	0.00%	0	0.00%	0	0.00%
Total	0	0.00%	0	0.00%	0	0.00%	0	0.00%

Precinct	Times Cast	Registered Voters	Undervotes	Overvotes
0031765				
Election Day	24	1,214	1	0
Vote by Mail	652	1,214	214	0
Canvass	6	1,214	1	0
Total	682	1,214	216	0
0031839				
Election Day	70	1,912	7	0
Vote by Mail	1,324	1,912	399	1
Canvass	9	1,912	1	0
Total	1,403	1,912	407	1
0031947				
Election Day	62	1,618	4	0
Vote by Mail	1,086	1,618	354	0
Canvass	6	1,618	0	0
Total	1,154	1,618	358	0
0031958				
Election Day	66	1,672	2	0
Vote by Mail	1,188	1,672	336	2
Canvass	4	1,672	0	0
Total	1,258	1,672	338	2
0032101				
Election Day	60	1,282	2	0
Vote by Mail	900	1,282	237	2
Canvass	2	1,282	0	0
Total	962	1,282	239	2
0032206				
Election Day	85	1,641	4	0
Vote by Mail	1,172	1,641	255	0
Canvass	5	1,641	0	0
Total	1,262	1,641	259	0

Precinct	DAN KAPELOVITZ (G-P)		KEVIN K. KAUL (NPP)	
0031765				
Election Day	0	0.00%	0	0.00%
Vote by Mail	3	0.68%	0	0.00%
Canvass	0	0.00%	0	0.00%
Total	3	0.64%	0	0.00%
0031839				
Election Day	0	0.00%	0	0.00%
Vote by Mail	2	0.22%	0	0.00%
Canvass	0	0.00%	0	0.00%
Total	2	0.20%	0	0.00%
0031947				
Election Day	0	0.00%	0	0.00%
Vote by Mail	3	0.41%	0	0.00%
Canvass	0	0.00%	0	0.00%
Total	3	0.38%	0	0.00%
0031958				
Election Day	0	0.00%	0	0.00%
Vote by Mail	6	0.71%	1	0.12%
Canvass	0	0.00%	0	0.00%
Total	6	0.65%	1	0.11%
0032101				
Election Day	0	0.00%	0	0.00%
Vote by Mail	5	0.76%	2	0.30%
Canvass	0	0.00%	0	0.00%
Total	5	0.69%	2	0.28%
0032206				
Election Day	0	0.00%	0	0.00%
Vote by Mail	1	0.11%	1	0.11%
Canvass	0	0.00%	0	0.00%
Total	1	0.10%	1	0.10%

Precinct	CHAUNCEY "SLIM" KILLENS (REP)		KEVIN KILEY (REP)		PATRICK KILPATRICK (DEM)		ANTHONY TRIMINO (REP)		JOEL VENTRESCA (DEM)		KEVIN L. FAULCONER (REP)		RHONDA FURIN (REP)	
0031765														
Election Day	0	0.00%	1	4.35%	0	0.00%	0	0.00%	0	0.00%	1	4.35%	0	0.00%
Vote by Mail	0	0.00%	29	6.62%	2	0.46%	1	0.23%	6	1.37%	46	10.50%	1	0.23%
Canvass	0	0.00%	0	0.00%	0	0.00%	0	0.00%	0	0.00%	1	20.00%	0	0.00%
Total	0	0.00%	30	6.44%	2	0.43%	1	0.21%	6	1.29%	48	10.30%	1	0.21%
0031839														
Election Day	0	0.00%	11	17.46%	0	0.00%	0	0.00%	0	0.00%	1	1.59%	0	0.00%
Vote by Mail	2	0.22%	141	15.26%	3	0.32%	7	0.76%	26	2.81%	44	4.76%	0	0.00%
Canvass	0	0.00%	2	25.00%	0	0.00%	0	0.00%	0	0.00%	0	0.00%	0	0.00%
Total	2	0.20%	154	15.48%	3	0.30%	7	0.70%	26	2.61%	45	4.52%	0	0.00%
0031947														
Election Day	0	0.00%	10	17.24%	0	0.00%	0	0.00%	0	0.00%	1	1.72%	0	0.00%
Vote by Mail	0	0.00%	108	14.75%	5	0.68%	1	0.14%	11	1.50%	42	5.74%	2	0.27%
Canvass	0	0.00%	0	0.00%	0	0.00%	0	0.00%	0	0.00%	0	0.00%	0	0.00%
Total	0	0.00%	118	14.82%	5	0.63%	1	0.13%	11	1.38%	43	5.40%	2	0.25%
0031958														
Election Day	0	0.00%	8	12.50%	0	0.00%	0	0.00%	2	3.13%	2	3.13%	0	0.00%
Vote by Mail	0	0.00%	137	16.12%	9	1.06%	4	0.47%	16	1.88%	48	5.65%	0	0.00%
Canvass	0	0.00%	0	0.00%	0	0.00%	0	0.00%	0	0.00%	0	0.00%	0	0.00%
Total	0	0.00%	145	15.80%	9	0.98%	4	0.44%	18	1.96%	50	5.45%	0	0.00%
0032101														
Election Day	0	0.00%	8	13.79%	0	0.00%	0	0.00%	0	0.00%	1	1.72%	0	0.00%
Vote by Mail	1	0.15%	117	17.70%	4	0.61%	0	0.00%	6	0.91%	41	6.20%	0	0.00%
Canvass	0	0.00%	0	0.00%	0	0.00%	0	0.00%	0	0.00%	0	0.00%	0	0.00%
Total	1	0.14%	125	17.34%	4	0.55%	0	0.00%	6	0.83%	42	5.83%	0	0.00%
0032206														
Election Day	0	0.00%	11	13.58%	0	0.00%	2	2.47%	0	0.00%	0	0.00%	0	0.00%
Vote by Mail	0	0.00%	156	17.01%	9	0.98%	1	0.11%	15	1.64%	55	6.00%	0	0.00%
Canvass	0	0.00%	0	0.00%	0	0.00%	0	0.00%	0	0.00%	0	0.00%	0	0.00%
Total	0	0.00%	167	16.65%	9	0.90%	3	0.30%	15	1.50%	55	5.48%	0	0.00%

Precinct	ROBERT C. NEWMAN II (REP)		DENNIS RICHTER (NPP)		BRANDON M. ROSS (DEM)		SAM L. GALLUCCI (REP)		TED GAINES (REP)		CAITLYN JENNER (REP)		LEO S. ZACKY (REP)	
0031765														
Election Day	0	0.00%	0	0.00%	2	8.70%	0	0.00%	0	0.00%	0	0.00%	0	0.00%
Vote by Mail	0	0.00%	0	0.00%	17	3.88%	1	0.23%	6	1.37%	6	1.37%	0	0.00%
Canvass	0	0.00%	0	0.00%	0	0.00%	0	0.00%	0	0.00%	0	0.00%	0	0.00%
Total	0	0.00%	0	0.00%	19	4.08%	1	0.21%	6	1.29%	6	1.29%	0	0.00%
0031839														
Election Day	0	0.00%	0	0.00%	1	1.59%	0	0.00%	0	0.00%	0	0.00%	0	0.00%
Vote by Mail	1	0.11%	0	0.00%	25	2.71%	0	0.00%	21	2.27%	9	0.97%	0	0.00%
Canvass	0	0.00%	0	0.00%	0	0.00%	0	0.00%	0	0.00%	0	0.00%	0	0.00%
Total	1	0.10%	0	0.00%	26	2.61%	0	0.00%	21	2.11%	9	0.90%	0	0.00%
0031947														
Election Day	0	0.00%	0	0.00%	0	0.00%	0	0.00%	0	0.00%	0	0.00%	0	0.00%
Vote by Mail	0	0.00%	0	0.00%	18	2.46%	0	0.00%	13	1.78%	5	0.68%	0	0.00%
Canvass	0	0.00%	0	0.00%	0	0.00%	0	0.00%	0	0.00%	0	0.00%	0	0.00%
Total	0	0.00%	0	0.00%	18	2.26%	0	0.00%	13	1.63%	5	0.63%	0	0.00%
0031958														
Election Day	1	1.56%	0	0.00%	0	0.00%	0	0.00%	1	1.56%	1	1.56%	0	0.00%
Vote by Mail	0	0.00%	0	0.00%	24	2.82%	1	0.12%	16	1.88%	9	1.06%	1	0.12%
Canvass	0	0.00%	0	0.00%	0	0.00%	0	0.00%	0	0.00%	0	0.00%	0	0.00%
Total	1	0.11%	0	0.00%	24	2.61%	1	0.11%	17	1.85%	10	1.09%	1	0.11%
0032101														
Election Day	0	0.00%	0	0.00%	0	0.00%	0	0.00%	0	0.00%	0	0.00%	0	0.00%
Vote by Mail	0	0.00%	0	0.00%	3	0.45%	1	0.15%	18	2.72%	5	0.76%	0	0.00%
Canvass	0	0.00%	0	0.00%	0	0.00%	0	0.00%	0	0.00%	0	0.00%	0	0.00%
Total	0	0.00%	0	0.00%	3	0.42%	1	0.14%	18	2.50%	5	0.69%	0	0.00%
0032206														
Election Day	0	0.00%	0	0.00%	0	0.00%	1	1.23%	0	0.00%	1	1.23%	0	0.00%
Vote by Mail	2	0.22%	0	0.00%	21	2.29%	0	0.00%	17	1.85%	5	0.55%	0	0.00%
Canvass	0	0.00%	0	0.00%	0	0.00%	0	0.00%	0	0.00%	0	0.00%	0	0.00%
Total	2	0.20%	0	0.00%	21	2.09%	1	0.10%	17	1.69%	6	0.60%	0	0.00%

Precinct	JENNY RAE LE ROUX (REP)		DAVID LOZANO (REP)		STEVE CHAVEZ LODGE (REP)		MICHAEL LOEBBS (NPP)		DENIS LUCEY (NPP)		DIEGO MARTINEZ (REP)		JEREMIAH "JEREMY" MARCINIAK (NPP)	
0031765														
Election Day	0	0.00%	0	0.00%	0	0.00%	0	0.00%	0	0.00%	0	0.00%	0	0.00%
Vote by Mail	1	0.23%	0	0.00%	1	0.23%	0	0.00%	0	0.00%	1	0.23%	1	0.23%
Canvass	0	0.00%	0	0.00%	0	0.00%	0	0.00%	0	0.00%	0	0.00%	0	0.00%
Total	1	0.21%	0	0.00%	1	0.21%	0	0.00%	0	0.00%	1	0.21%	1	0.21%
0031839														
Election Day	0	0.00%	0	0.00%	0	0.00%	0	0.00%	0	0.00%	0	0.00%	0	0.00%
Vote by Mail	2	0.22%	0	0.00%	0	0.00%	1	0.11%	3	0.32%	0	0.00%	0	0.00%
Canvass	0	0.00%	0	0.00%	0	0.00%	0	0.00%	0	0.00%	0	0.00%	0	0.00%
Total	2	0.20%	0	0.00%	0	0.00%	1	0.10%	3	0.30%	0	0.00%	0	0.00%
0031947														
Election Day	0	0.00%	0	0.00%	0	0.00%	0	0.00%	0	0.00%	0	0.00%	0	0.00%
Vote by Mail	2	0.27%	0	0.00%	0	0.00%	0	0.00%	0	0.00%	0	0.00%	1	0.14%
Canvass	0	0.00%	0	0.00%	0	0.00%	0	0.00%	0	0.00%	0	0.00%	0	0.00%
Total	2	0.25%	0	0.00%	0	0.00%	0	0.00%	0	0.00%	0	0.00%	1	0.13%
0031958														
Election Day	0	0.00%	0	0.00%	0	0.00%	0	0.00%	0	0.00%	0	0.00%	0	0.00%
Vote by Mail	1	0.12%	1	0.12%	0	0.00%	3	0.35%	0	0.00%	0	0.00%	0	0.00%
Canvass	0	0.00%	0	0.00%	0	0.00%	0	0.00%	0	0.00%	0	0.00%	0	0.00%
Total	1	0.11%	1	0.11%	0	0.00%	3	0.33%	0	0.00%	0	0.00%	0	0.00%
0032101														
Election Day	1	1.72%	0	0.00%	0	0.00%	0	0.00%	0	0.00%	0	0.00%	0	0.00%
Vote by Mail	0	0.00%	0	0.00%	0	0.00%	0	0.00%	0	0.00%	0	0.00%	0	0.00%
Canvass	0	0.00%	0	0.00%	0	0.00%	0	0.00%	0	0.00%	0	0.00%	0	0.00%
Total	1	0.14%	0	0.00%	0	0.00%	0	0.00%	0	0.00%	0	0.00%	0	0.00%
0032206														
Election Day	0	0.00%	0	0.00%	0	0.00%	0	0.00%	0	0.00%	0	0.00%	0	0.00%
Vote by Mail	1	0.11%	0	0.00%	0	0.00%	2	0.22%	0	0.00%	3	0.33%	0	0.00%
Canvass	0	0.00%	0	0.00%	0	0.00%	0	0.00%	0	0.00%	0	0.00%	0	0.00%
Total	1	0.10%	0	0.00%	0	0.00%	2	0.20%	0	0.00%	3	0.30%	0	0.00%

Precinct	DANIEL MERCURI (REP)		JACQUELINE MCGOWAN (DEM)		DAVID MOORE (NPP)		DAVID ALEXANDER BRAMANTE (REP)		HOLLY L. BAADE (DEM)		ANGELYNE (NPP)		JAMES G. HANINK (NPP)	
0031765														
Election Day	0	0.00%	2	8.70%	0	0.00%	0	0.00%	0	0.00%	0	0.00%	0	0.00%
Vote by Mail	0	0.00%	13	2.97%	0	0.00%	1	0.23%	3	0.68%	2	0.46%	1	0.23%
Canvass	0	0.00%	0	0.00%	0	0.00%	0	0.00%	0	0.00%	0	0.00%	0	0.00%
Total	0	0.00%	15	3.22%	0	0.00%	1	0.21%	3	0.64%	2	0.43%	1	0.21%
0031839														
Election Day	0	0.00%	0	0.00%	0	0.00%	0	0.00%	0	0.00%	0	0.00%	0	0.00%
Vote by Mail	0	0.00%	8	0.87%	0	0.00%	0	0.00%	7	0.76%	2	0.22%	1	0.11%
Canvass	0	0.00%	0	0.00%	0	0.00%	0	0.00%	0	0.00%	0	0.00%	0	0.00%
Total	0	0.00%	8	0.80%	0	0.00%	0	0.00%	7	0.70%	2	0.20%	1	0.10%
0031947														
Election Day	0	0.00%	0	0.00%	0	0.00%	0	0.00%	0	0.00%	0	0.00%	0	0.00%
Vote by Mail	0	0.00%	17	2.32%	2	0.27%	0	0.00%	2	0.27%	2	0.27%	0	0.00%
Canvass	0	0.00%	1	16.67%	0	0.00%	0	0.00%	0	0.00%	0	0.00%	0	0.00%
Total	0	0.00%	18	2.26%	2	0.25%	0	0.00%	2	0.25%	2	0.25%	0	0.00%
0031958														
Election Day	0	0.00%	0	0.00%	0	0.00%	0	0.00%	0	0.00%	0	0.00%	0	0.00%
Vote by Mail	0	0.00%	10	1.18%	1	0.12%	0	0.00%	4	0.47%	1	0.12%	1	0.12%
Canvass	0	0.00%	0	0.00%	0	0.00%	0	0.00%	0	0.00%	0	0.00%	0	0.00%
Total	0	0.00%	10	1.09%	1	0.11%	0	0.00%	4	0.44%	1	0.11%	1	0.11%
0032101														
Election Day	0	0.00%	0	0.00%	0	0.00%	0	0.00%	0	0.00%	0	0.00%	0	0.00%
Vote by Mail	0	0.00%	5	0.76%	0	0.00%	0	0.00%	4	0.61%	3	0.45%	1	0.15%
Canvass	0	0.00%	0	0.00%	0	0.00%	0	0.00%	0	0.00%	0	0.00%	0	0.00%
Total	0	0.00%	5	0.69%	0	0.00%	0	0.00%	4	0.55%	3	0.42%	1	0.14%
0032206														
Election Day	0	0.00%	0	0.00%	0	0.00%	1	1.23%	1	1.23%	0	0.00%	0	0.00%
Vote by Mail	0	0.00%	15	1.64%	0	0.00%	0	0.00%	1	0.11%	4	0.44%	0	0.00%
Canvass	0	0.00%	0	0.00%	0	0.00%	0	0.00%	0	0.00%	0	0.00%	0	0.00%
Total	0	0.00%	15	1.50%	0	0.00%	1	0.10%	2	0.20%	4	0.40%	0	0.00%

Precinct	DAVID HILLBERG (REP)		JEFF HEWITT (LIB)		JOHN R. DRAKE (DEM)		LARRY A. ELDER (REP)		KEVIN PAFFRATH (DEM)		ADAM PAPAGAN (NPP)		ARMANDO "MANDO" PEREZ- SERRATO (DEM)	
0031765														
Election Day	0	0.00%	1	4.35%	0	0.00%	13	56.52%	2	8.70%	0	0.00%	0	0.00%
Vote by Mail	0	0.00%	4	0.91%	2	0.46%	204	46.58%	33	7.53%	0	0.00%	1	0.23%
Canvass	0	0.00%	0	0.00%	0	0.00%	4	80.00%	0	0.00%	0	0.00%	0	0.00%
Total	0	0.00%	5	1.07%	2	0.43%	221	47.42%	35	7.51%	0	0.00%	1	0.21%
0031839														
Election Day	0	0.00%	0	0.00%	0	0.00%	49	77.78%	0	0.00%	0	0.00%	0	0.00%
Vote by Mail	0	0.00%	5	0.54%	5	0.54%	499	54.00%	38	4.11%	0	0.00%	3	0.32%
Canvass	0	0.00%	0	0.00%	0	0.00%	6	75.00%	0	0.00%	0	0.00%	0	0.00%
Total	0	0.00%	5	0.50%	5	0.50%	554	55.68%	38	3.82%	0	0.00%	3	0.30%
0031947														
Election Day	0	0.00%	0	0.00%	0	0.00%	43	74.14%	3	5.17%	0	0.00%	0	0.00%
Vote by Mail	0	0.00%	7	0.96%	1	0.14%	397	54.23%	39	5.33%	0	0.00%	0	0.00%
Canvass	0	0.00%	0	0.00%	0	0.00%	5	83.33%	0	0.00%	0	0.00%	0	0.00%
Total	0	0.00%	7	0.88%	1	0.13%	445	55.90%	42	5.28%	0	0.00%	0	0.00%
0031958														
Election Day	0	0.00%	1	1.56%	0	0.00%	47	73.44%	0	0.00%	0	0.00%	0	0.00%
Vote by Mail	0	0.00%	4	0.47%	1	0.12%	454	53.41%	45	5.29%	0	0.00%	0	0.00%
Canvass	0	0.00%	0	0.00%	0	0.00%	3	75.00%	0	0.00%	0	0.00%	0	0.00%
Total	0	0.00%	5	0.54%	1	0.11%	504	54.90%	45	4.90%	0	0.00%	0	0.00%
0032101														
Election Day	0	0.00%	0	0.00%	0	0.00%	45	77.59%	1	1.72%	0	0.00%	0	0.00%
Vote by Mail	0	0.00%	3	0.45%	6	0.91%	330	49.92%	48	7.26%	0	0.00%	0	0.00%
Canvass	0	0.00%	0	0.00%	0	0.00%	1	50.00%	0	0.00%	0	0.00%	0	0.00%
Total	0	0.00%	3	0.42%	6	0.83%	376	52.15%	49	6.80%	0	0.00%	0	0.00%
0032206														
Election Day	0	0.00%	0	0.00%	0	0.00%	60	74.07%	0	0.00%	0	0.00%	1	1.23%
Vote by Mail	0	0.00%	7	0.76%	1	0.11%	495	53.98%	47	5.13%	0	0.00%	0	0.00%
Canvass	0	0.00%	1	20.00%	0	0.00%	3	60.00%	0	0.00%	0	0.00%	0	0.00%
Total	0	0.00%	8	0.80%	1	0.10%	558	55.63%	47	4.69%	0	0.00%	1	0.10%

Precinct	JOHN COX (REP)		HEATHER COLLINS (G-P)		DANIEL WATTS (DEM)		NICKOLAS WILDSTAR (REP)		SARAH STEPHENS (REP)		DENVER STONER (REP)		JOE M. SYMMON (REP)	
0031765														
Election Day	0	0.00%	1	4.35%	0	0.00%	0	0.00%	0	0.00%	0	0.00%	0	0.00%
Vote by Mail	21	4.79%	3	0.68%	16	3.65%	0	0.00%	0	0.00%	2	0.46%	0	0.00%
Canvass	0	0.00%	0	0.00%	0	0.00%	0	0.00%	0	0.00%	0	0.00%	0	0.00%
Total	21	4.51%	4	0.86%	16	3.43%	0	0.00%	0	0.00%	2	0.43%	0	0.00%
0031839														
Election Day	1	1.59%	0	0.00%	0	0.00%	0	0.00%	0	0.00%	0	0.00%	0	0.00%
Vote by Mail	44	4.76%	2	0.22%	11	1.19%	0	0.00%	0	0.00%	2	0.22%	0	0.00%
Canvass	0	0.00%	0	0.00%	0	0.00%	0	0.00%	0	0.00%	0	0.00%	0	0.00%
Total	45	4.52%	2	0.20%	11	1.11%	0	0.00%	0	0.00%	2	0.20%	0	0.00%
0031947														
Election Day	1	1.72%	0	0.00%	0	0.00%	0	0.00%	0	0.00%	0	0.00%	0	0.00%
Vote by Mail	25	3.42%	2	0.27%	12	1.64%	0	0.00%	2	0.27%	3	0.41%	0	0.00%
Canvass	0	0.00%	0	0.00%	0	0.00%	0	0.00%	0	0.00%	0	0.00%	0	0.00%
Total	26	3.27%	2	0.25%	12	1.51%	0	0.00%	2	0.25%	3	0.38%	0	0.00%
0031958														
Election Day	0	0.00%	0	0.00%	0	0.00%	0	0.00%	0	0.00%	0	0.00%	0	0.00%
Vote by Mail	31	3.65%	3	0.35%	8	0.94%	0	0.00%	0	0.00%	4	0.47%	0	0.00%
Canvass	1	25.00%	0	0.00%	0	0.00%	0	0.00%	0	0.00%	0	0.00%	0	0.00%
Total	32	3.49%	3	0.33%	8	0.87%	0	0.00%	0	0.00%	4	0.44%	0	0.00%
0032101														
Election Day	0	0.00%	0	0.00%	0	0.00%	0	0.00%	0	0.00%	0	0.00%	0	0.00%
Vote by Mail	42	6.35%	1	0.15%	4	0.61%	0	0.00%	1	0.15%	0	0.00%	0	0.00%
Canvass	0	0.00%	0	0.00%	0	0.00%	0	0.00%	0	0.00%	0	0.00%	0	0.00%
Total	42	5.83%	1	0.14%	4	0.55%	0	0.00%	1	0.14%	0	0.00%	0	0.00%
0032206														
Election Day	3	3.70%	0	0.00%	0	0.00%	0	0.00%	0	0.00%	0	0.00%	0	0.00%
Vote by Mail	40	4.36%	3	0.33%	7	0.76%	0	0.00%	0	0.00%	3	0.33%	0	0.00%
Canvass	1	20.00%	0	0.00%	0	0.00%	0	0.00%	0	0.00%	0	0.00%	0	0.00%
Total	44	4.39%	3	0.30%	7	0.70%	0	0.00%	0	0.00%	3	0.30%	0	0.00%

Precinct	MAJOR SINGH (NPP)		DOUG OSE (REP)		Write-in		Total Votes	ROXANNE Qualified Write In		STACY SMITH Qualified Write In		MAJOR WILLIAMS Qualified Write In	
0031765													
Election Day	0	0.00%	0	0.00%	0	0.00%	23	0	0.00%	0	0.00%	0	0.00%
Vote by Mail	2	0.46%	8	1.83%	0	0.00%	438	0	0.00%	0	0.00%	0	0.00%
Canvass	0	0.00%	0	0.00%	0	0.00%	5	0	0.00%	0	0.00%	0	0.00%
Total	2	0.43%	8	1.72%	0	0.00%	466	0	0.00%	0	0.00%	0	0.00%
0031839													
Election Day	0	0.00%	0	0.00%	0	0.00%	63	0	0.00%	0	0.00%	0	0.00%
Vote by Mail	3	0.32%	3	0.32%	4	0.43%	924	0	0.00%	0	0.00%	4	0.43%
Canvass	0	0.00%	0	0.00%	0	0.00%	8	0	0.00%	0	0.00%	0	0.00%
Total	3	0.30%	3	0.30%	4	0.40%	995	0	0.00%	0	0.00%	4	0.40%
0031947													
Election Day	0	0.00%	0	0.00%	0	0.00%	58	0	0.00%	0	0.00%	0	0.00%
Vote by Mail	1	0.14%	9	1.23%	0	0.00%	732	0	0.00%	0	0.00%	0	0.00%
Canvass	0	0.00%	0	0.00%	0	0.00%	6	0	0.00%	0	0.00%	0	0.00%
Total	1	0.13%	9	1.13%	0	0.00%	796	0	0.00%	0	0.00%	0	0.00%
0031958													
Election Day	0	0.00%	1	1.56%	0	0.00%	64	0	0.00%	0	0.00%	0	0.00%
Vote by Mail	1	0.12%	4	0.47%	1	0.12%	850	0	0.00%	0	0.00%	1	0.12%
Canvass	0	0.00%	0	0.00%	0	0.00%	4	0	0.00%	0	0.00%	0	0.00%
Total	1	0.11%	5	0.54%	1	0.11%	918	0	0.00%	0	0.00%	1	0.11%
0032101													
Election Day	0	0.00%	0	0.00%	2	3.45%	58	0	0.00%	0	0.00%	2	3.45%
Vote by Mail	2	0.30%	7	1.06%	1	0.15%	661	0	0.00%	0	0.00%	1	0.15%
Canvass	0	0.00%	0	0.00%	1	50.00%	2	0	0.00%	0	0.00%	1	50.00%
Total	2	0.28%	7	0.97%	4	0.55%	721	0	0.00%	0	0.00%	4	0.55%
0032206													
Election Day	0	0.00%	0	0.00%	0	0.00%	81	0	0.00%	0	0.00%	0	0.00%
Vote by Mail	0	0.00%	5	0.55%	0	0.00%	917	0	0.00%	0	0.00%	0	0.00%
Canvass	0	0.00%	0	0.00%	0	0.00%	5	0	0.00%	0	0.00%	0	0.00%
Total	0	0.00%	5	0.50%	0	0.00%	1,003	0	0.00%	0	0.00%	0	0.00%

Precinct	THUY E. HUGENS Qualified Write In		MIKI HABRYN Qualified Write In		VINCE LUNDGREN Qualified Write In		VIVEK B. MOHAN Qualified Write In	
0031765								
Election Day	0	0.00%	0	0.00%	0	0.00%	0	0.00%
Vote by Mail	0	0.00%	0	0.00%	0	0.00%	0	0.00%
Canvass	0	0.00%	0	0.00%	0	0.00%	0	0.00%
Total	0	0.00%	0	0.00%	0	0.00%	0	0.00%
0031839								
Election Day	0	0.00%	0	0.00%	0	0.00%	0	0.00%
Vote by Mail	0	0.00%	0	0.00%	0	0.00%	0	0.00%
Canvass	0	0.00%	0	0.00%	0	0.00%	0	0.00%
Total	0	0.00%	0	0.00%	0	0.00%	0	0.00%
0031947								
Election Day	0	0.00%	0	0.00%	0	0.00%	0	0.00%
Vote by Mail	0	0.00%	0	0.00%	0	0.00%	0	0.00%
Canvass	0	0.00%	0	0.00%	0	0.00%	0	0.00%
Total	0	0.00%	0	0.00%	0	0.00%	0	0.00%
0031958								
Election Day	0	0.00%	0	0.00%	0	0.00%	0	0.00%
Vote by Mail	0	0.00%	0	0.00%	0	0.00%	0	0.00%
Canvass	0	0.00%	0	0.00%	0	0.00%	0	0.00%
Total	0	0.00%	0	0.00%	0	0.00%	0	0.00%
0032101								
Election Day	0	0.00%	0	0.00%	0	0.00%	0	0.00%
Vote by Mail	0	0.00%	0	0.00%	0	0.00%	0	0.00%
Canvass	0	0.00%	0	0.00%	0	0.00%	0	0.00%
Total	0	0.00%	0	0.00%	0	0.00%	0	0.00%
0032206								
Election Day	0	0.00%	0	0.00%	0	0.00%	0	0.00%
Vote by Mail	0	0.00%	0	0.00%	0	0.00%	0	0.00%
Canvass	0	0.00%	0	0.00%	0	0.00%	0	0.00%
Total	0	0.00%	0	0.00%	0	0.00%	0	0.00%

Precinct	Times Cast	Registered Voters	Undervotes	Overvotes
0032470				
Election Day	52	1,306	2	0
Vote by Mail	964	1,306	234	3
Canvass	7	1,306	0	0
Total	1,023	1,306	236	3
0032554				
Election Day	79	1,495	2	0
Vote by Mail	1,078	1,495	234	3
Canvass	5	1,495	1	0
Total	1,162	1,495	237	3
0032773				
Election Day	89	1,514	10	0
Vote by Mail	996	1,514	240	1
Canvass	3	1,514	1	0
Total	1,088	1,514	251	1
0032872				
Election Day	40	1,428	0	0
Vote by Mail	835	1,428	247	3
Canvass	5	1,428	1	0
Total	880	1,428	248	3
0033108				
Election Day	42	1,544	2	0
Vote by Mail	1,154	1,544	325	0
Canvass	5	1,544	0	0
Total	1,201	1,544	327	0
0033126				
Election Day	43	1,792	8	0
Vote by Mail	1,303	1,792	383	3
Canvass	4	1,792	0	0
Total	1,350	1,792	391	3

Precinct	DAN KAPELOVITZ (G-P)		KEVIN K. KAUL (NPP)	
0032470				
Election Day	0	0.00%	0	0.00%
Vote by Mail	3	0.41%	0	0.00%
Canvass	0	0.00%	0	0.00%
Total	3	0.38%	0	0.00%
0032554				
Election Day	0	0.00%	0	0.00%
Vote by Mail	5	0.59%	3	0.36%
Canvass	0	0.00%	0	0.00%
Total	5	0.54%	3	0.33%
0032773				
Election Day	0	0.00%	0	0.00%
Vote by Mail	2	0.26%	1	0.13%
Canvass	0	0.00%	0	0.00%
Total	2	0.24%	1	0.12%
0032872				
Election Day	0	0.00%	0	0.00%
Vote by Mail	4	0.68%	2	0.34%
Canvass	0	0.00%	0	0.00%
Total	4	0.64%	2	0.32%
0033108				
Election Day	0	0.00%	0	0.00%
Vote by Mail	3	0.36%	2	0.24%
Canvass	0	0.00%	0	0.00%
Total	3	0.34%	2	0.23%
0033126				
Election Day	0	0.00%	0	0.00%
Vote by Mail	5	0.55%	0	0.00%
Canvass	0	0.00%	0	0.00%
Total	5	0.52%	0	0.00%

Precinct	CHAUNCEY "SLIM" KILLENS (REP)		KEVIN KILEY (REP)		PATRICK KILPATRICK (DEM)		ANTHONY TRIMINO (REP)		JOEL VENTRESCA (DEM)		KEVIN L. FAULCONER (REP)		RHONDA FURIN (REP)	
0032470														
Election Day	0	0.00%	8	16.00%	0	0.00%	0	0.00%	0	0.00%	1	2.00%	0	0.00%
Vote by Mail	2	0.28%	90	12.38%	0	0.00%	3	0.41%	18	2.48%	34	4.68%	0	0.00%
Canvass	0	0.00%	0	0.00%	0	0.00%	0	0.00%	0	0.00%	1	14.29%	0	0.00%
Total	2	0.26%	98	12.50%	0	0.00%	3	0.38%	18	2.30%	36	4.59%	0	0.00%
0032554														
Election Day	0	0.00%	18	23.38%	0	0.00%	2	2.60%	1	1.30%	0	0.00%	0	0.00%
Vote by Mail	0	0.00%	135	16.05%	8	0.95%	2	0.24%	15	1.78%	41	4.88%	0	0.00%
Canvass	0	0.00%	1	25.00%	0	0.00%	0	0.00%	0	0.00%	0	0.00%	0	0.00%
Total	0	0.00%	154	16.70%	8	0.87%	4	0.43%	16	1.74%	41	4.45%	0	0.00%
0032773														
Election Day	0	0.00%	7	8.86%	0	0.00%	0	0.00%	1	1.27%	0	0.00%	0	0.00%
Vote by Mail	0	0.00%	115	15.23%	3	0.40%	11	1.46%	23	3.05%	57	7.55%	0	0.00%
Canvass	0	0.00%	0	0.00%	0	0.00%	0	0.00%	0	0.00%	0	0.00%	0	0.00%
Total	0	0.00%	122	14.59%	3	0.36%	11	1.32%	24	2.87%	57	6.82%	0	0.00%
0032872														
Election Day	0	0.00%	5	12.50%	0	0.00%	2	5.00%	0	0.00%	0	0.00%	1	2.50%
Vote by Mail	1	0.17%	76	12.99%	7	1.20%	1	0.17%	8	1.37%	38	6.50%	0	0.00%
Canvass	0	0.00%	1	25.00%	0	0.00%	0	0.00%	0	0.00%	0	0.00%	0	0.00%
Total	1	0.16%	82	13.04%	7	1.11%	3	0.48%	8	1.27%	38	6.04%	1	0.16%
0033108														
Election Day	0	0.00%	3	7.50%	0	0.00%	0	0.00%	0	0.00%	1	2.50%	0	0.00%
Vote by Mail	0	0.00%	135	16.28%	5	0.60%	2	0.24%	23	2.77%	73	8.81%	0	0.00%
Canvass	0	0.00%	1	20.00%	0	0.00%	0	0.00%	1	20.00%	1	20.00%	0	0.00%
Total	0	0.00%	139	15.90%	5	0.57%	2	0.23%	24	2.75%	75	8.58%	0	0.00%
0033126														
Election Day	0	0.00%	5	14.29%	1	2.86%	0	0.00%	0	0.00%	0	0.00%	0	0.00%
Vote by Mail	1	0.11%	118	12.87%	1	0.11%	4	0.44%	23	2.51%	82	8.94%	0	0.00%
Canvass	0	0.00%	0	0.00%	0	0.00%	0	0.00%	0	0.00%	0	0.00%	0	0.00%
Total	1	0.10%	123	12.87%	2	0.21%	4	0.42%	23	2.41%	82	8.58%	0	0.00%

Precinct	ROBERT C. NEWMAN II (REP)		DENNIS RICHTER (NPP)		BRANDON M. ROSS (DEM)		SAM L. GALLUCCI (REP)		TED GAINES (REP)		CAITLYN JENNER (REP)		LEO S. ZACKY (REP)	
0032470														
Election Day	0	0.00%	0	0.00%	0	0.00%	0	0.00%	0	0.00%	0	0.00%	0	0.00%
Vote by Mail	0	0.00%	1	0.14%	18	2.48%	2	0.28%	21	2.89%	6	0.83%	0	0.00%
Canvass	0	0.00%	0	0.00%	0	0.00%	0	0.00%	0	0.00%	0	0.00%	0	0.00%
Total	0	0.00%	1	0.13%	18	2.30%	2	0.26%	21	2.68%	6	0.77%	0	0.00%
0032554														
Election Day	0	0.00%	0	0.00%	3	3.90%	0	0.00%	0	0.00%	0	0.00%	0	0.00%
Vote by Mail	0	0.00%	0	0.00%	13	1.55%	0	0.00%	15	1.78%	6	0.71%	0	0.00%
Canvass	0	0.00%	0	0.00%	0	0.00%	0	0.00%	0	0.00%	0	0.00%	0	0.00%
Total	0	0.00%	0	0.00%	16	1.74%	0	0.00%	15	1.63%	6	0.65%	0	0.00%
0032773														
Election Day	0	0.00%	0	0.00%	0	0.00%	0	0.00%	0	0.00%	0	0.00%	0	0.00%
Vote by Mail	0	0.00%	1	0.13%	25	3.31%	0	0.00%	25	3.31%	8	1.06%	0	0.00%
Canvass	0	0.00%	0	0.00%	0	0.00%	0	0.00%	0	0.00%	0	0.00%	0	0.00%
Total	0	0.00%	1	0.12%	25	2.99%	0	0.00%	25	2.99%	8	0.96%	0	0.00%
0032872														
Election Day	0	0.00%	0	0.00%	0	0.00%	0	0.00%	0	0.00%	0	0.00%	0	0.00%
Vote by Mail	1	0.17%	0	0.00%	26	4.44%	1	0.17%	13	2.22%	9	1.54%	0	0.00%
Canvass	0	0.00%	0	0.00%	0	0.00%	0	0.00%	0	0.00%	0	0.00%	0	0.00%
Total	1	0.16%	0	0.00%	26	4.13%	1	0.16%	13	2.07%	9	1.43%	0	0.00%
0033108														
Election Day	0	0.00%	0	0.00%	1	2.50%	0	0.00%	0	0.00%	0	0.00%	0	0.00%
Vote by Mail	0	0.00%	0	0.00%	27	3.26%	1	0.12%	19	2.29%	9	1.09%	0	0.00%
Canvass	0	0.00%	0	0.00%	1	20.00%	0	0.00%	0	0.00%	0	0.00%	0	0.00%
Total	0	0.00%	0	0.00%	29	3.32%	1	0.11%	19	2.17%	9	1.03%	0	0.00%
0033126														
Election Day	0	0.00%	0	0.00%	1	2.86%	0	0.00%	1	2.86%	1	2.86%	0	0.00%
Vote by Mail	0	0.00%	0	0.00%	29	3.16%	0	0.00%	31	3.38%	2	0.22%	0	0.00%
Canvass	0	0.00%	0	0.00%	1	25.00%	0	0.00%	0	0.00%	0	0.00%	0	0.00%
Total	0	0.00%	0	0.00%	31	3.24%	0	0.00%	32	3.35%	3	0.31%	0	0.00%

Precinct	JENNY RAE LE ROUX (REP)		DAVID LOZANO (REP)		STEVE CHAVEZ LODGE (REP)		MICHAEL LOEBBS (NPP)		DENIS LUCEY (NPP)		DIEGO MARTINEZ (REP)		JEREMIAH "JEREMY" MARCINIAK (NPP)	
0032470														
Election Day	0	0.00%	0	0.00%	0	0.00%	0	0.00%	0	0.00%	0	0.00%	0	0.00%
Vote by Mail	2	0.28%	0	0.00%	1	0.14%	1	0.14%	0	0.00%	1	0.14%	2	0.28%
Canvass	0	0.00%	0	0.00%	0	0.00%	0	0.00%	0	0.00%	0	0.00%	0	0.00%
Total	2	0.26%	0	0.00%	1	0.13%	1	0.13%	0	0.00%	1	0.13%	2	0.26%
0032554														
Election Day	0	0.00%	0	0.00%	0	0.00%	0	0.00%	0	0.00%	0	0.00%	0	0.00%
Vote by Mail	2	0.24%	2	0.24%	2	0.24%	2	0.24%	0	0.00%	0	0.00%	0	0.00%
Canvass	0	0.00%	0	0.00%	0	0.00%	0	0.00%	0	0.00%	0	0.00%	0	0.00%
Total	2	0.22%	2	0.22%	2	0.22%	2	0.22%	0	0.00%	0	0.00%	0	0.00%
0032773														
Election Day	1	1.27%	0	0.00%	0	0.00%	0	0.00%	0	0.00%	0	0.00%	0	0.00%
Vote by Mail	0	0.00%	0	0.00%	3	0.40%	4	0.53%	0	0.00%	1	0.13%	0	0.00%
Canvass	0	0.00%	0	0.00%	0	0.00%	0	0.00%	0	0.00%	0	0.00%	0	0.00%
Total	1	0.12%	0	0.00%	3	0.36%	4	0.48%	0	0.00%	1	0.12%	0	0.00%
0032872														
Election Day	0	0.00%	0	0.00%	0	0.00%	0	0.00%	0	0.00%	0	0.00%	0	0.00%
Vote by Mail	1	0.17%	0	0.00%	3	0.51%	1	0.17%	1	0.17%	0	0.00%	0	0.00%
Canvass	0	0.00%	0	0.00%	0	0.00%	0	0.00%	0	0.00%	0	0.00%	0	0.00%
Total	1	0.16%	0	0.00%	3	0.48%	1	0.16%	1	0.16%	0	0.00%	0	0.00%
0033108														
Election Day	0	0.00%	1	2.50%	0	0.00%	0	0.00%	0	0.00%	0	0.00%	0	0.00%
Vote by Mail	2	0.24%	0	0.00%	3	0.36%	1	0.12%	0	0.00%	0	0.00%	0	0.00%
Canvass	0	0.00%	0	0.00%	0	0.00%	0	0.00%	0	0.00%	0	0.00%	0	0.00%
Total	2	0.23%	1	0.11%	3	0.34%	1	0.11%	0	0.00%	0	0.00%	0	0.00%
0033126														
Election Day	0	0.00%	0	0.00%	0	0.00%	0	0.00%	0	0.00%	0	0.00%	0	0.00%
Vote by Mail	1	0.11%	0	0.00%	2	0.22%	1	0.11%	0	0.00%	0	0.00%	0	0.00%
Canvass	0	0.00%	0	0.00%	0	0.00%	0	0.00%	0	0.00%	0	0.00%	0	0.00%
Total	1	0.10%	0	0.00%	2	0.21%	1	0.10%	0	0.00%	0	0.00%	0	0.00%

Precinct	DANIEL MERCURI (REP)		JACQUELINE MCGOWAN (DEM)		DAVID MOORE (NPP)		DAVID ALEXANDER BRAMANTE (REP)		HOLLY L. BAADE (DEM)		ANGELYNE (NPP)		JAMES G. HANINK (NPP)	
0032470														
Election Day	0	0.00%	0	0.00%	0	0.00%	0	0.00%	0	0.00%	0	0.00%	0	0.00%
Vote by Mail	1	0.14%	13	1.79%	0	0.00%	2	0.28%	1	0.14%	0	0.00%	1	0.14%
Canvass	0	0.00%	0	0.00%	0	0.00%	0	0.00%	0	0.00%	0	0.00%	0	0.00%
Total	1	0.13%	13	1.66%	0	0.00%	2	0.26%	1	0.13%	0	0.00%	1	0.13%
0032554														
Election Day	0	0.00%	0	0.00%	0	0.00%	1	1.30%	0	0.00%	0	0.00%	0	0.00%
Vote by Mail	0	0.00%	8	0.95%	4	0.48%	1	0.12%	1	0.12%	4	0.48%	0	0.00%
Canvass	0	0.00%	0	0.00%	0	0.00%	0	0.00%	0	0.00%	0	0.00%	0	0.00%
Total	0	0.00%	8	0.87%	4	0.43%	2	0.22%	1	0.11%	4	0.43%	0	0.00%
0032773														
Election Day	0	0.00%	0	0.00%	0	0.00%	0	0.00%	0	0.00%	0	0.00%	0	0.00%
Vote by Mail	0	0.00%	15	1.99%	0	0.00%	1	0.13%	7	0.93%	0	0.00%	1	0.13%
Canvass	0	0.00%	0	0.00%	0	0.00%	0	0.00%	0	0.00%	0	0.00%	0	0.00%
Total	0	0.00%	15	1.79%	0	0.00%	1	0.12%	7	0.84%	0	0.00%	1	0.12%
0032872														
Election Day	0	0.00%	0	0.00%	0	0.00%	0	0.00%	0	0.00%	0	0.00%	0	0.00%
Vote by Mail	0	0.00%	19	3.25%	1	0.17%	0	0.00%	1	0.17%	0	0.00%	0	0.00%
Canvass	0	0.00%	0	0.00%	0	0.00%	0	0.00%	0	0.00%	0	0.00%	0	0.00%
Total	0	0.00%	19	3.02%	1	0.16%	0	0.00%	1	0.16%	0	0.00%	0	0.00%
0033108														
Election Day	0	0.00%	0	0.00%	0	0.00%	0	0.00%	0	0.00%	0	0.00%	0	0.00%
Vote by Mail	1	0.12%	6	0.72%	0	0.00%	0	0.00%	4	0.48%	1	0.12%	0	0.00%
Canvass	0	0.00%	0	0.00%	0	0.00%	0	0.00%	0	0.00%	0	0.00%	0	0.00%
Total	1	0.11%	6	0.69%	0	0.00%	0	0.00%	4	0.46%	1	0.11%	0	0.00%
0033126														
Election Day	0	0.00%	0	0.00%	0	0.00%	0	0.00%	0	0.00%	0	0.00%	0	0.00%
Vote by Mail	0	0.00%	15	1.64%	0	0.00%	2	0.22%	3	0.33%	0	0.00%	0	0.00%
Canvass	0	0.00%	0	0.00%	0	0.00%	0	0.00%	0	0.00%	0	0.00%	0	0.00%
Total	0	0.00%	15	1.57%	0	0.00%	2	0.21%	3	0.31%	0	0.00%	0	0.00%

Precinct	DAVID HILLBERG (REP)		JEFF HEWITT (LIB)		JOHN R. DRAKE (DEM)		LARRY A. ELDER (REP)		KEVIN PAFFRATH (DEM)		ADAM PAPAGAN (NPP)		ARMANDO "MANDO" PEREZ- SERRATO (DEM)	
0032470														
Election Day	0	0.00%	1	2.00%	0	0.00%	39	78.00%	0	0.00%	0	0.00%	0	0.00%
Vote by Mail	0	0.00%	3	0.41%	0	0.00%	399	54.88%	46	6.33%	0	0.00%	1	0.14%
Canvass	0	0.00%	0	0.00%	0	0.00%	6	85.71%	0	0.00%	0	0.00%	0	0.00%
Total	0	0.00%	4	0.51%	0	0.00%	444	56.63%	46	5.87%	0	0.00%	1	0.13%
0032554														
Election Day	0	0.00%	0	0.00%	0	0.00%	49	63.64%	0	0.00%	0	0.00%	0	0.00%
Vote by Mail	0	0.00%	0	0.00%	2	0.24%	465	55.29%	40	4.76%	0	0.00%	1	0.12%
Canvass	0	0.00%	0	0.00%	0	0.00%	2	50.00%	0	0.00%	0	0.00%	0	0.00%
Total	0	0.00%	0	0.00%	2	0.22%	516	55.97%	40	4.34%	0	0.00%	1	0.11%
0032773														
Election Day	0	0.00%	0	0.00%	1	1.27%	67	84.81%	1	1.27%	0	0.00%	0	0.00%
Vote by Mail	0	0.00%	4	0.53%	6	0.79%	340	45.03%	58	7.68%	0	0.00%	0	0.00%
Canvass	0	0.00%	0	0.00%	0	0.00%	1	50.00%	1	50.00%	0	0.00%	0	0.00%
Total	0	0.00%	4	0.48%	7	0.84%	408	48.80%	60	7.18%	0	0.00%	0	0.00%
0032872														
Election Day	0	0.00%	0	0.00%	0	0.00%	31	77.50%	0	0.00%	0	0.00%	0	0.00%
Vote by Mail	0	0.00%	5	0.85%	2	0.34%	282	48.21%	36	6.15%	0	0.00%	1	0.17%
Canvass	0	0.00%	0	0.00%	0	0.00%	3	75.00%	0	0.00%	0	0.00%	0	0.00%
Total	0	0.00%	5	0.79%	2	0.32%	316	50.24%	36	5.72%	0	0.00%	1	0.16%
0033108														
Election Day	0	0.00%	0	0.00%	0	0.00%	32	80.00%	0	0.00%	0	0.00%	0	0.00%
Vote by Mail	0	0.00%	1	0.12%	1	0.12%	412	49.70%	41	4.95%	0	0.00%	1	0.12%
Canvass	0	0.00%	0	0.00%	0	0.00%	1	20.00%	0	0.00%	0	0.00%	0	0.00%
Total	0	0.00%	1	0.11%	1	0.11%	445	50.92%	41	4.69%	0	0.00%	1	0.11%
0033126														
Election Day	0	0.00%	0	0.00%	0	0.00%	25	71.43%	0	0.00%	0	0.00%	0	0.00%
Vote by Mail	1	0.11%	4	0.44%	6	0.65%	448	48.85%	67	7.31%	1	0.11%	1	0.11%
Canvass	0	0.00%	0	0.00%	0	0.00%	3	75.00%	0	0.00%	0	0.00%	0	0.00%
Total	1	0.10%	4	0.42%	6	0.63%	476	49.79%	67	7.01%	1	0.10%	1	0.10%

Precinct	JOHN COX (REP)		HEATHER COLLINS (G-P)		DANIEL WATTS (DEM)		NICKOLAS WILDSTAR (REP)		SARAH STEPHENS (REP)		DENVER STONER (REP)		JOE M. SYMMON (REP)	
0032470														
Election Day	1	2.00%	0	0.00%	0	0.00%	0	0.00%	0	0.00%	0	0.00%	0	0.00%
Vote by Mail	43	5.91%	1	0.14%	4	0.55%	1	0.14%	0	0.00%	1	0.14%	0	0.00%
Canvass	0	0.00%	0	0.00%	0	0.00%	0	0.00%	0	0.00%	0	0.00%	0	0.00%
Total	44	5.61%	1	0.13%	4	0.51%	1	0.13%	0	0.00%	1	0.13%	0	0.00%
0032554														
Election Day	3	3.90%	0	0.00%	0	0.00%	0	0.00%	0	0.00%	0	0.00%	0	0.00%
Vote by Mail	41	4.88%	3	0.36%	8	0.95%	0	0.00%	0	0.00%	6	0.71%	0	0.00%
Canvass	0	0.00%	0	0.00%	1	25.00%	0	0.00%	0	0.00%	0	0.00%	0	0.00%
Total	44	4.77%	3	0.33%	9	0.98%	0	0.00%	0	0.00%	6	0.65%	0	0.00%
0032773														
Election Day	0	0.00%	1	1.27%	0	0.00%	0	0.00%	0	0.00%	0	0.00%	0	0.00%
Vote by Mail	23	3.05%	3	0.40%	11	1.46%	0	0.00%	1	0.13%	1	0.13%	0	0.00%
Canvass	0	0.00%	0	0.00%	0	0.00%	0	0.00%	0	0.00%	0	0.00%	0	0.00%
Total	23	2.75%	4	0.48%	11	1.32%	0	0.00%	1	0.12%	1	0.12%	0	0.00%
0032872														
Election Day	1	2.50%	0	0.00%	0	0.00%	0	0.00%	0	0.00%	0	0.00%	0	0.00%
Vote by Mail	27	4.62%	3	0.51%	5	0.85%	0	0.00%	0	0.00%	0	0.00%	0	0.00%
Canvass	0	0.00%	0	0.00%	0	0.00%	0	0.00%	0	0.00%	0	0.00%	0	0.00%
Total	28	4.45%	3	0.48%	5	0.79%	0	0.00%	0	0.00%	0	0.00%	0	0.00%
0033108														
Election Day	0	0.00%	0	0.00%	1	2.50%	0	0.00%	0	0.00%	0	0.00%	0	0.00%
Vote by Mail	37	4.46%	3	0.36%	4	0.48%	0	0.00%	0	0.00%	0	0.00%	0	0.00%
Canvass	0	0.00%	0	0.00%	0	0.00%	0	0.00%	0	0.00%	0	0.00%	0	0.00%
Total	37	4.23%	3	0.34%	5	0.57%	0	0.00%	0	0.00%	0	0.00%	0	0.00%
0033126														
Election Day	0	0.00%	0	0.00%	1	2.86%	0	0.00%	0	0.00%	0	0.00%	0	0.00%
Vote by Mail	39	4.25%	5	0.55%	5	0.55%	0	0.00%	0	0.00%	2	0.22%	0	0.00%
Canvass	0	0.00%	0	0.00%	0	0.00%	0	0.00%	0	0.00%	0	0.00%	0	0.00%
Total	39	4.08%	5	0.52%	6	0.63%	0	0.00%	0	0.00%	2	0.21%	0	0.00%

Precinct	MAJOR SINGH (NPP)		DOUG OSE (REP)		Write-in		Total Votes	ROXANNE Qualified Write In		STACY SMITH Qualified Write In		MAJOR WILLIAMS Qualified Write In	
0032470													
Election Day	0	0.00%	0	0.00%	0	0.00%	50	0	0.00%	0	0.00%	0	0.00%
Vote by Mail	0	0.00%	5	0.69%	0	0.00%	727	0	0.00%	0	0.00%	0	0.00%
Canvass	0	0.00%	0	0.00%	0	0.00%	7	0	0.00%	0	0.00%	0	0.00%
Total	0	0.00%	5	0.64%	0	0.00%	784	0	0.00%	0	0.00%	0	0.00%
0032554													
Election Day	0	0.00%	0	0.00%	0	0.00%	77	0	0.00%	0	0.00%	0	0.00%
Vote by Mail	0	0.00%	4	0.48%	2	0.24%	841	0	0.00%	0	0.00%	2	0.24%
Canvass	0	0.00%	0	0.00%	0	0.00%	4	0	0.00%	0	0.00%	0	0.00%
Total	0	0.00%	4	0.43%	2	0.22%	922	0	0.00%	0	0.00%	2	0.22%
0032773													
Election Day	0	0.00%	0	0.00%	0	0.00%	79	0	0.00%	0	0.00%	0	0.00%
Vote by Mail	0	0.00%	5	0.66%	0	0.00%	755	0	0.00%	0	0.00%	0	0.00%
Canvass	0	0.00%	0	0.00%	0	0.00%	2	0	0.00%	0	0.00%	0	0.00%
Total	0	0.00%	5	0.60%	0	0.00%	836	0	0.00%	0	0.00%	0	0.00%
0032872													
Election Day	0	0.00%	0	0.00%	0	0.00%	40	0	0.00%	0	0.00%	0	0.00%
Vote by Mail	1	0.17%	9	1.54%	0	0.00%	585	0	0.00%	0	0.00%	0	0.00%
Canvass	0	0.00%	0	0.00%	0	0.00%	4	0	0.00%	0	0.00%	0	0.00%
Total	1	0.16%	9	1.43%	0	0.00%	629	0	0.00%	0	0.00%	0	0.00%
0033108													
Election Day	1	2.50%	0	0.00%	0	0.00%	40	0	0.00%	0	0.00%	0	0.00%
Vote by Mail	2	0.24%	10	1.21%	0	0.00%	829	0	0.00%	0	0.00%	0	0.00%
Canvass	0	0.00%	0	0.00%	0	0.00%	5	0	0.00%	0	0.00%	0	0.00%
Total	3	0.34%	10	1.14%	0	0.00%	874	0	0.00%	0	0.00%	0	0.00%
0033126													
Election Day	0	0.00%	0	0.00%	0	0.00%	35	0	0.00%	0	0.00%	0	0.00%
Vote by Mail	4	0.44%	13	1.42%	1	0.11%	917	0	0.00%	0	0.00%	1	0.11%
Canvass	0	0.00%	0	0.00%	0	0.00%	4	0	0.00%	0	0.00%	0	0.00%
Total	4	0.42%	13	1.36%	1	0.10%	956	0	0.00%	0	0.00%	1	0.10%

Precinct	THUY E. HUGENS Qualified Write In		MIKI HABRYN Qualified Write In		VINCE LUNDGREN Qualified Write In		VIVEK B. MOHAN Qualified Write In	
0032470								
Election Day	0	0.00%	0	0.00%	0	0.00%	0	0.00%
Vote by Mail	0	0.00%	0	0.00%	0	0.00%	0	0.00%
Canvass	0	0.00%	0	0.00%	0	0.00%	0	0.00%
Total	0	0.00%	0	0.00%	0	0.00%	0	0.00%
0032554								
Election Day	0	0.00%	0	0.00%	0	0.00%	0	0.00%
Vote by Mail	0	0.00%	0	0.00%	0	0.00%	0	0.00%
Canvass	0	0.00%	0	0.00%	0	0.00%	0	0.00%
Total	0	0.00%	0	0.00%	0	0.00%	0	0.00%
0032773								
Election Day	0	0.00%	0	0.00%	0	0.00%	0	0.00%
Vote by Mail	0	0.00%	0	0.00%	0	0.00%	0	0.00%
Canvass	0	0.00%	0	0.00%	0	0.00%	0	0.00%
Total	0	0.00%	0	0.00%	0	0.00%	0	0.00%
0032872								
Election Day	0	0.00%	0	0.00%	0	0.00%	0	0.00%
Vote by Mail	0	0.00%	0	0.00%	0	0.00%	0	0.00%
Canvass	0	0.00%	0	0.00%	0	0.00%	0	0.00%
Total	0	0.00%	0	0.00%	0	0.00%	0	0.00%
0033108								
Election Day	0	0.00%	0	0.00%	0	0.00%	0	0.00%
Vote by Mail	0	0.00%	0	0.00%	0	0.00%	0	0.00%
Canvass	0	0.00%	0	0.00%	0	0.00%	0	0.00%
Total	0	0.00%	0	0.00%	0	0.00%	0	0.00%
0033126								
Election Day	0	0.00%	0	0.00%	0	0.00%	0	0.00%
Vote by Mail	0	0.00%	0	0.00%	0	0.00%	0	0.00%
Canvass	0	0.00%	0	0.00%	0	0.00%	0	0.00%
Total	0	0.00%	0	0.00%	0	0.00%	0	0.00%

Precinct	Times Cast	Registered Voters	Undervotes	Overvotes
0033227				
Election Day	53	1,806	3	0
Vote by Mail	1,407	1,806	500	3
Canvass	3	1,806	0	0
Total	1,463	1,806	503	3
0033431				
Election Day	41	1,150	1	0
Vote by Mail	836	1,150	274	0
Canvass	2	1,150	0	0
Total	879	1,150	275	0
0033529				
Election Day	36	1,239	6	0
Vote by Mail	906	1,239	289	0
Canvass	5	1,239	3	0
Total	947	1,239	298	0
0033713				
Election Day	55	1,328	1	0
Vote by Mail	1,027	1,328	293	0
Canvass	5	1,328	3	0
Total	1,087	1,328	297	0
0033859				
Election Day	48	1,749	1	0
Vote by Mail	1,396	1,749	453	2
Canvass	3	1,749	0	0
Total	1,447	1,749	454	2
0033942				
Election Day	52	1,512	1	0
Vote by Mail	1,035	1,512	394	0
Canvass	4	1,512	0	0
Total	1,091	1,512	395	0

Precinct	DAN KAPELOVITZ (G-P)		KEVIN K. KAUL (NPP)	
0033227				
Election Day	0	0.00%	0	0.00%
Vote by Mail	2	0.22%	0	0.00%
Canvass	0	0.00%	0	0.00%
Total	2	0.21%	0	0.00%
0033431				
Election Day	0	0.00%	0	0.00%
Vote by Mail	2	0.36%	0	0.00%
Canvass	0	0.00%	0	0.00%
Total	2	0.33%	0	0.00%
0033529				
Election Day	0	0.00%	0	0.00%
Vote by Mail	2	0.32%	0	0.00%
Canvass	0	0.00%	0	0.00%
Total	2	0.31%	0	0.00%
0033713				
Election Day	1	1.85%	0	0.00%
Vote by Mail	2	0.27%	1	0.14%
Canvass	0	0.00%	0	0.00%
Total	3	0.38%	1	0.13%
0033859				
Election Day	0	0.00%	0	0.00%
Vote by Mail	3	0.32%	1	0.11%
Canvass	0	0.00%	0	0.00%
Total	3	0.30%	1	0.10%
0033942				
Election Day	1	1.96%	0	0.00%
Vote by Mail	3	0.47%	0	0.00%
Canvass	0	0.00%	0	0.00%
Total	4	0.57%	0	0.00%

Precinct	CHAUNCEY "SLIM" KILLENS (REP)		KEVIN KILEY (REP)		PATRICK KILPATRICK (DEM)		ANTHONY TRIMINO (REP)		JOEL VENTRESCA (DEM)		KEVIN L. FAULCONER (REP)		RHONDA FURIN (REP)	
0033227														
Election Day	0	0.00%	17	34.00%	0	0.00%	0	0.00%	0	0.00%	1	2.00%	0	0.00%
Vote by Mail	0	0.00%	127	14.05%	12	1.33%	5	0.55%	14	1.55%	81	8.96%	0	0.00%
Canvass	0	0.00%	0	0.00%	0	0.00%	0	0.00%	0	0.00%	0	0.00%	0	0.00%
Total	0	0.00%	144	15.05%	12	1.25%	5	0.52%	14	1.46%	82	8.57%	0	0.00%
0033431														
Election Day	0	0.00%	5	12.50%	0	0.00%	0	0.00%	0	0.00%	0	0.00%	0	0.00%
Vote by Mail	0	0.00%	76	13.52%	4	0.71%	2	0.36%	14	2.49%	57	10.14%	0	0.00%
Canvass	0	0.00%	0	0.00%	0	0.00%	0	0.00%	0	0.00%	0	0.00%	0	0.00%
Total	0	0.00%	81	13.41%	4	0.66%	2	0.33%	14	2.32%	57	9.44%	0	0.00%
0033529														
Election Day	0	0.00%	4	13.33%	0	0.00%	2	6.67%	0	0.00%	1	3.33%	0	0.00%
Vote by Mail	0	0.00%	76	12.32%	1	0.16%	1	0.16%	12	1.94%	50	8.10%	0	0.00%
Canvass	0	0.00%	1	50.00%	0	0.00%	0	0.00%	0	0.00%	0	0.00%	0	0.00%
Total	0	0.00%	81	12.48%	1	0.15%	3	0.46%	12	1.85%	51	7.86%	0	0.00%
0033713														
Election Day	0	0.00%	7	12.96%	0	0.00%	1	1.85%	0	0.00%	1	1.85%	0	0.00%
Vote by Mail	2	0.27%	97	13.22%	4	0.54%	1	0.14%	17	2.32%	67	9.13%	0	0.00%
Canvass	0	0.00%	0	0.00%	0	0.00%	0	0.00%	0	0.00%	1	50.00%	0	0.00%
Total	2	0.25%	104	13.16%	4	0.51%	2	0.25%	17	2.15%	69	8.73%	0	0.00%
0033859														
Election Day	0	0.00%	13	27.66%	0	0.00%	0	0.00%	0	0.00%	0	0.00%	0	0.00%
Vote by Mail	0	0.00%	187	19.87%	6	0.64%	1	0.11%	13	1.38%	80	8.50%	2	0.21%
Canvass	0	0.00%	1	33.33%	0	0.00%	0	0.00%	0	0.00%	0	0.00%	0	0.00%
Total	0	0.00%	201	20.28%	6	0.61%	1	0.10%	13	1.31%	80	8.07%	2	0.20%
0033942														
Election Day	0	0.00%	7	13.73%	0	0.00%	0	0.00%	1	1.96%	0	0.00%	0	0.00%
Vote by Mail	0	0.00%	90	14.04%	2	0.31%	3	0.47%	15	2.34%	62	9.67%	0	0.00%
Canvass	0	0.00%	1	25.00%	0	0.00%	0	0.00%	0	0.00%	0	0.00%	0	0.00%
Total	0	0.00%	98	14.08%	2	0.29%	3	0.43%	16	2.30%	62	8.91%	0	0.00%

Precinct	ROBERT C. NEWMAN II (REP)		DENNIS RICHTER (NPP)		BRANDON M. ROSS (DEM)		SAM L. GALLUCCI (REP)		TED GAINES (REP)		CAITLYN JENNER (REP)		LEO S. ZACKY (REP)	
0033227														
Election Day	0	0.00%	0	0.00%	1	2.00%	0	0.00%	1	2.00%	0	0.00%	0	0.00%
Vote by Mail	2	0.22%	1	0.11%	35	3.87%	3	0.33%	35	3.87%	10	1.11%	0	0.00%
Canvass	0	0.00%	0	0.00%	0	0.00%	0	0.00%	0	0.00%	0	0.00%	0	0.00%
Total	2	0.21%	1	0.10%	36	3.76%	3	0.31%	36	3.76%	10	1.04%	0	0.00%
0033431														
Election Day	0	0.00%	0	0.00%	0	0.00%	0	0.00%	0	0.00%	0	0.00%	0	0.00%
Vote by Mail	0	0.00%	1	0.18%	25	4.45%	0	0.00%	11	1.96%	9	1.60%	0	0.00%
Canvass	0	0.00%	0	0.00%	0	0.00%	0	0.00%	0	0.00%	0	0.00%	0	0.00%
Total	0	0.00%	1	0.17%	25	4.14%	0	0.00%	11	1.82%	9	1.49%	0	0.00%
0033529														
Election Day	0	0.00%	0	0.00%	2	6.67%	0	0.00%	0	0.00%	0	0.00%	0	0.00%
Vote by Mail	1	0.16%	3	0.49%	19	3.08%	0	0.00%	16	2.59%	7	1.13%	0	0.00%
Canvass	0	0.00%	0	0.00%	0	0.00%	0	0.00%	0	0.00%	0	0.00%	0	0.00%
Total	1	0.15%	3	0.46%	21	3.24%	0	0.00%	16	2.47%	7	1.08%	0	0.00%
0033713														
Election Day	0	0.00%	0	0.00%	1	1.85%	0	0.00%	0	0.00%	0	0.00%	0	0.00%
Vote by Mail	0	0.00%	2	0.27%	26	3.54%	0	0.00%	19	2.59%	3	0.41%	0	0.00%
Canvass	0	0.00%	0	0.00%	0	0.00%	0	0.00%	0	0.00%	0	0.00%	0	0.00%
Total	0	0.00%	2	0.25%	27	3.42%	0	0.00%	19	2.41%	3	0.38%	0	0.00%
0033859														
Election Day	0	0.00%	0	0.00%	0	0.00%	0	0.00%	0	0.00%	0	0.00%	0	0.00%
Vote by Mail	0	0.00%	0	0.00%	29	3.08%	0	0.00%	28	2.98%	12	1.28%	0	0.00%
Canvass	0	0.00%	0	0.00%	0	0.00%	0	0.00%	0	0.00%	0	0.00%	0	0.00%
Total	0	0.00%	0	0.00%	29	2.93%	0	0.00%	28	2.83%	12	1.21%	0	0.00%
0033942														
Election Day	0	0.00%	0	0.00%	5	9.80%	0	0.00%	0	0.00%	0	0.00%	0	0.00%
Vote by Mail	0	0.00%	0	0.00%	36	5.62%	3	0.47%	14	2.18%	9	1.40%	0	0.00%
Canvass	0	0.00%	0	0.00%	0	0.00%	0	0.00%	0	0.00%	0	0.00%	0	0.00%
Total	0	0.00%	0	0.00%	41	5.89%	3	0.43%	14	2.01%	9	1.29%	0	0.00%

Precinct	JENNY RAE LE ROUX (REP)		DAVID LOZANO (REP)		STEVE CHAVEZ LODGE (REP)		MICHAEL LOEBBS (NPP)		DENIS LUCEY (NPP)		DIEGO MARTINEZ (REP)		JEREMIAH "JEREMY" MARCINIAK (NPP)	
0033227														
Election Day	1	2.00%	0	0.00%	0	0.00%	0	0.00%	0	0.00%	0	0.00%	0	0.00%
Vote by Mail	0	0.00%	0	0.00%	0	0.00%	4	0.44%	1	0.11%	0	0.00%	0	0.00%
Canvass	0	0.00%	0	0.00%	0	0.00%	0	0.00%	0	0.00%	0	0.00%	0	0.00%
Total	1	0.10%	0	0.00%	0	0.00%	4	0.42%	1	0.10%	0	0.00%	0	0.00%
0033431														
Election Day	0	0.00%	0	0.00%	0	0.00%	0	0.00%	0	0.00%	0	0.00%	0	0.00%
Vote by Mail	0	0.00%	0	0.00%	0	0.00%	0	0.00%	0	0.00%	0	0.00%	0	0.00%
Canvass	0	0.00%	0	0.00%	0	0.00%	0	0.00%	0	0.00%	0	0.00%	0	0.00%
Total	0	0.00%	0	0.00%	0	0.00%	0	0.00%	0	0.00%	0	0.00%	0	0.00%
0033529														
Election Day	0	0.00%	0	0.00%	0	0.00%	0	0.00%	0	0.00%	0	0.00%	0	0.00%
Vote by Mail	0	0.00%	0	0.00%	1	0.16%	3	0.49%	0	0.00%	0	0.00%	0	0.00%
Canvass	0	0.00%	0	0.00%	0	0.00%	0	0.00%	0	0.00%	0	0.00%	0	0.00%
Total	0	0.00%	0	0.00%	1	0.15%	3	0.46%	0	0.00%	0	0.00%	0	0.00%
0033713														
Election Day	0	0.00%	1	1.85%	0	0.00%	0	0.00%	0	0.00%	0	0.00%	0	0.00%
Vote by Mail	3	0.41%	0	0.00%	1	0.14%	2	0.27%	0	0.00%	0	0.00%	0	0.00%
Canvass	0	0.00%	0	0.00%	0	0.00%	0	0.00%	0	0.00%	0	0.00%	0	0.00%
Total	3	0.38%	1	0.13%	1	0.13%	2	0.25%	0	0.00%	0	0.00%	0	0.00%
0033859														
Election Day	0	0.00%	0	0.00%	0	0.00%	0	0.00%	0	0.00%	0	0.00%	0	0.00%
Vote by Mail	2	0.21%	0	0.00%	1	0.11%	3	0.32%	0	0.00%	2	0.21%	0	0.00%
Canvass	0	0.00%	0	0.00%	0	0.00%	0	0.00%	0	0.00%	0	0.00%	0	0.00%
Total	2	0.20%	0	0.00%	1	0.10%	3	0.30%	0	0.00%	2	0.20%	0	0.00%
0033942														
Election Day	0	0.00%	0	0.00%	0	0.00%	0	0.00%	0	0.00%	0	0.00%	0	0.00%
Vote by Mail	1	0.16%	1	0.16%	1	0.16%	3	0.47%	1	0.16%	0	0.00%	0	0.00%
Canvass	0	0.00%	0	0.00%	0	0.00%	0	0.00%	0	0.00%	0	0.00%	0	0.00%
Total	1	0.14%	1	0.14%	1	0.14%	3	0.43%	1	0.14%	0	0.00%	0	0.00%

Precinct	DANIEL MERCURI (REP)		JACQUELINE MCGOWAN (DEM)		DAVID MOORE (NPP)		DAVID ALEXANDER BRAMANTE (REP)		HOLLY L. BAADE (DEM)		ANGELYNE (NPP)		JAMES G. HANINK (NPP)	
0033227														
Election Day	0	0.00%	0	0.00%	0	0.00%	0	0.00%	0	0.00%	0	0.00%	0	0.00%
Vote by Mail	0	0.00%	4	0.44%	0	0.00%	0	0.00%	5	0.55%	2	0.22%	0	0.00%
Canvass	0	0.00%	0	0.00%	0	0.00%	0	0.00%	0	0.00%	0	0.00%	0	0.00%
Total	0	0.00%	4	0.42%	0	0.00%	0	0.00%	5	0.52%	2	0.21%	0	0.00%
0033431														
Election Day	0	0.00%	0	0.00%	0	0.00%	0	0.00%	0	0.00%	0	0.00%	0	0.00%
Vote by Mail	0	0.00%	4	0.71%	1	0.18%	0	0.00%	3	0.53%	0	0.00%	0	0.00%
Canvass	0	0.00%	0	0.00%	0	0.00%	0	0.00%	0	0.00%	0	0.00%	0	0.00%
Total	0	0.00%	4	0.66%	1	0.17%	0	0.00%	3	0.50%	0	0.00%	0	0.00%
0033529														
Election Day	0	0.00%	0	0.00%	0	0.00%	0	0.00%	0	0.00%	0	0.00%	0	0.00%
Vote by Mail	0	0.00%	4	0.65%	0	0.00%	0	0.00%	6	0.97%	3	0.49%	0	0.00%
Canvass	0	0.00%	0	0.00%	0	0.00%	0	0.00%	0	0.00%	0	0.00%	0	0.00%
Total	0	0.00%	4	0.62%	0	0.00%	0	0.00%	6	0.92%	3	0.46%	0	0.00%
0033713														
Election Day	0	0.00%	0	0.00%	0	0.00%	0	0.00%	0	0.00%	0	0.00%	0	0.00%
Vote by Mail	0	0.00%	12	1.63%	2	0.27%	0	0.00%	1	0.14%	0	0.00%	0	0.00%
Canvass	0	0.00%	0	0.00%	0	0.00%	0	0.00%	0	0.00%	0	0.00%	0	0.00%
Total	0	0.00%	12	1.52%	2	0.25%	0	0.00%	1	0.13%	0	0.00%	0	0.00%
0033859														
Election Day	0	0.00%	0	0.00%	0	0.00%	0	0.00%	0	0.00%	0	0.00%	0	0.00%
Vote by Mail	0	0.00%	6	0.64%	1	0.11%	0	0.00%	8	0.85%	1	0.11%	0	0.00%
Canvass	0	0.00%	0	0.00%	0	0.00%	0	0.00%	0	0.00%	0	0.00%	0	0.00%
Total	0	0.00%	6	0.61%	1	0.10%	0	0.00%	8	0.81%	1	0.10%	0	0.00%
0033942														
Election Day	0	0.00%	0	0.00%	0	0.00%	0	0.00%	0	0.00%	0	0.00%	0	0.00%
Vote by Mail	0	0.00%	14	2.18%	0	0.00%	0	0.00%	3	0.47%	0	0.00%	0	0.00%
Canvass	0	0.00%	0	0.00%	0	0.00%	0	0.00%	0	0.00%	0	0.00%	0	0.00%
Total	0	0.00%	14	2.01%	0	0.00%	0	0.00%	3	0.43%	0	0.00%	0	0.00%

Precinct	DAVID HILLBERG (REP)		JEFF HEWITT (LIB)		JOHN R. DRAKE (DEM)		LARRY A. ELDER (REP)		KEVIN PAFFRATH (DEM)		ADAM PAPAGAN (NPP)		ARMANDO "MANDO" PEREZ- SERRATO (DEM)	
0033227														
Election Day	0	0.00%	0	0.00%	0	0.00%	26	52.00%	2	4.00%	0	0.00%	0	0.00%
Vote by Mail	0	0.00%	2	0.22%	8	0.88%	447	49.45%	38	4.20%	0	0.00%	1	0.11%
Canvass	0	0.00%	0	0.00%	0	0.00%	3	100.00%	0	0.00%	0	0.00%	0	0.00%
Total	0	0.00%	2	0.21%	8	0.84%	476	49.74%	40	4.18%	0	0.00%	1	0.10%
0033431														
Election Day	0	0.00%	0	0.00%	0	0.00%	34	85.00%	0	0.00%	0	0.00%	0	0.00%
Vote by Mail	0	0.00%	3	0.53%	2	0.36%	274	48.75%	47	8.36%	0	0.00%	1	0.18%
Canvass	0	0.00%	0	0.00%	0	0.00%	1	50.00%	1	50.00%	0	0.00%	0	0.00%
Total	0	0.00%	3	0.50%	2	0.33%	309	51.16%	48	7.95%	0	0.00%	1	0.17%
0033529														
Election Day	0	0.00%	0	0.00%	0	0.00%	19	63.33%	0	0.00%	0	0.00%	0	0.00%
Vote by Mail	0	0.00%	2	0.32%	1	0.16%	303	49.11%	67	10.86%	0	0.00%	1	0.16%
Canvass	0	0.00%	0	0.00%	0	0.00%	1	50.00%	0	0.00%	0	0.00%	0	0.00%
Total	0	0.00%	2	0.31%	1	0.15%	323	49.77%	67	10.32%	0	0.00%	1	0.15%
0033713														
Election Day	0	0.00%	0	0.00%	0	0.00%	39	72.22%	3	5.56%	0	0.00%	0	0.00%
Vote by Mail	0	0.00%	6	0.82%	0	0.00%	364	49.59%	43	5.86%	0	0.00%	1	0.14%
Canvass	0	0.00%	0	0.00%	0	0.00%	1	50.00%	0	0.00%	0	0.00%	0	0.00%
Total	0	0.00%	6	0.76%	0	0.00%	404	51.14%	46	5.82%	0	0.00%	1	0.13%
0033859														
Election Day	0	0.00%	0	0.00%	0	0.00%	33	70.21%	0	0.00%	0	0.00%	0	0.00%
Vote by Mail	0	0.00%	12	1.28%	8	0.85%	418	44.42%	68	7.23%	0	0.00%	3	0.32%
Canvass	0	0.00%	0	0.00%	0	0.00%	2	66.67%	0	0.00%	0	0.00%	0	0.00%
Total	0	0.00%	12	1.21%	8	0.81%	453	45.71%	68	6.86%	0	0.00%	3	0.30%
0033942														
Election Day	0	0.00%	0	0.00%	0	0.00%	34	66.67%	0	0.00%	0	0.00%	0	0.00%
Vote by Mail	0	0.00%	4	0.62%	2	0.31%	277	43.21%	52	8.11%	0	0.00%	3	0.47%
Canvass	0	0.00%	0	0.00%	0	0.00%	1	25.00%	1	25.00%	0	0.00%	0	0.00%
Total	0	0.00%	4	0.57%	2	0.29%	312	44.83%	53	7.61%	0	0.00%	3	0.43%

Precinct	JOHN COX (REP)		HEATHER COLLINS (G-P)		DANIEL WATTS (DEM)		NICKOLAS WILDSTAR (REP)		SARAH STEPHENS (REP)		DENVER STONER (REP)		JOE M. SYMMON (REP)	
0033227														
Election Day	0	0.00%	0	0.00%	1	2.00%	0	0.00%	0	0.00%	0	0.00%	0	0.00%
Vote by Mail	42	4.65%	4	0.44%	6	0.66%	0	0.00%	0	0.00%	1	0.11%	0	0.00%
Canvass	0	0.00%	0	0.00%	0	0.00%	0	0.00%	0	0.00%	0	0.00%	0	0.00%
Total	42	4.39%	4	0.42%	7	0.73%	0	0.00%	0	0.00%	1	0.10%	0	0.00%
0033431														
Election Day	0	0.00%	1	2.50%	0	0.00%	0	0.00%	0	0.00%	0	0.00%	0	0.00%
Vote by Mail	17	3.02%	2	0.36%	1	0.18%	0	0.00%	1	0.18%	1	0.18%	0	0.00%
Canvass	0	0.00%	0	0.00%	0	0.00%	0	0.00%	0	0.00%	0	0.00%	0	0.00%
Total	17	2.81%	3	0.50%	1	0.17%	0	0.00%	1	0.17%	1	0.17%	0	0.00%
0033529														
Election Day	1	3.33%	1	3.33%	0	0.00%	0	0.00%	0	0.00%	0	0.00%	0	0.00%
Vote by Mail	18	2.92%	2	0.32%	7	1.13%	0	0.00%	0	0.00%	3	0.49%	0	0.00%
Canvass	0	0.00%	0	0.00%	0	0.00%	0	0.00%	0	0.00%	0	0.00%	0	0.00%
Total	19	2.93%	3	0.46%	7	1.08%	0	0.00%	0	0.00%	3	0.46%	0	0.00%
0033713														
Election Day	0	0.00%	0	0.00%	0	0.00%	0	0.00%	0	0.00%	0	0.00%	0	0.00%
Vote by Mail	30	4.09%	2	0.27%	9	1.23%	0	0.00%	0	0.00%	3	0.41%	0	0.00%
Canvass	0	0.00%	0	0.00%	0	0.00%	0	0.00%	0	0.00%	0	0.00%	0	0.00%
Total	30	3.80%	2	0.25%	9	1.14%	0	0.00%	0	0.00%	3	0.38%	0	0.00%
0033859														
Election Day	1	2.13%	0	0.00%	0	0.00%	0	0.00%	0	0.00%	0	0.00%	0	0.00%
Vote by Mail	28	2.98%	1	0.11%	9	0.96%	0	0.00%	0	0.00%	0	0.00%	0	0.00%
Canvass	0	0.00%	0	0.00%	0	0.00%	0	0.00%	0	0.00%	0	0.00%	0	0.00%
Total	29	2.93%	1	0.10%	9	0.91%	0	0.00%	0	0.00%	0	0.00%	0	0.00%
0033942														
Election Day	2	3.92%	0	0.00%	0	0.00%	0	0.00%	0	0.00%	0	0.00%	0	0.00%
Vote by Mail	27	4.21%	2	0.31%	3	0.47%	0	0.00%	1	0.16%	0	0.00%	0	0.00%
Canvass	0	0.00%	0	0.00%	0	0.00%	1	25.00%	0	0.00%	0	0.00%	0	0.00%
Total	29	4.17%	2	0.29%	3	0.43%	1	0.14%	1	0.14%	0	0.00%	0	0.00%

Precinct	MAJOR SINGH (NPP)		DOUG OSE (REP)		Write-in		Total Votes	ROXANNE Qualified Write In		STACY SMITH Qualified Write In		MAJOR WILLIAMS Qualified Write In	
0033227													
Election Day	0	0.00%	0	0.00%	0	0.00%	50	0	0.00%	0	0.00%	0	0.00%
Vote by Mail	1	0.11%	9	1.00%	2	0.22%	904	0	0.00%	0	0.00%	2	0.22%
Canvass	0	0.00%	0	0.00%	0	0.00%	3	0	0.00%	0	0.00%	0	0.00%
Total	1	0.10%	9	0.94%	2	0.21%	957	0	0.00%	0	0.00%	2	0.21%
0033431													
Election Day	0	0.00%	0	0.00%	0	0.00%	40	0	0.00%	0	0.00%	0	0.00%
Vote by Mail	0	0.00%	4	0.71%	0	0.00%	562	0	0.00%	0	0.00%	0	0.00%
Canvass	0	0.00%	0	0.00%	0	0.00%	2	0	0.00%	0	0.00%	0	0.00%
Total	0	0.00%	4	0.66%	0	0.00%	604	0	0.00%	0	0.00%	0	0.00%
0033529													
Election Day	0	0.00%	0	0.00%	0	0.00%	30	0	0.00%	0	0.00%	0	0.00%
Vote by Mail	2	0.32%	6	0.97%	0	0.00%	617	0	0.00%	0	0.00%	0	0.00%
Canvass	0	0.00%	0	0.00%	0	0.00%	2	0	0.00%	0	0.00%	0	0.00%
Total	2	0.31%	6	0.92%	0	0.00%	649	0	0.00%	0	0.00%	0	0.00%
0033713													
Election Day	0	0.00%	0	0.00%	0	0.00%	54	0	0.00%	0	0.00%	0	0.00%
Vote by Mail	3	0.41%	10	1.36%	1	0.14%	734	0	0.00%	0	0.00%	1	0.14%
Canvass	0	0.00%	0	0.00%	0	0.00%	2	0	0.00%	0	0.00%	0	0.00%
Total	3	0.38%	10	1.27%	1	0.13%	790	0	0.00%	0	0.00%	1	0.13%
0033859													
Election Day	0	0.00%	0	0.00%	0	0.00%	47	0	0.00%	0	0.00%	0	0.00%
Vote by Mail	0	0.00%	8	0.85%	0	0.00%	941	0	0.00%	0	0.00%	0	0.00%
Canvass	0	0.00%	0	0.00%	0	0.00%	3	0	0.00%	0	0.00%	0	0.00%
Total	0	0.00%	8	0.81%	0	0.00%	991	0	0.00%	0	0.00%	0	0.00%
0033942													
Election Day	0	0.00%	1	1.96%	0	0.00%	51	0	0.00%	0	0.00%	0	0.00%
Vote by Mail	4	0.62%	4	0.62%	1	0.16%	641	0	0.00%	0	0.00%	1	0.16%
Canvass	0	0.00%	0	0.00%	0	0.00%	4	0	0.00%	0	0.00%	0	0.00%
Total	4	0.57%	5	0.72%	1	0.14%	696	0	0.00%	0	0.00%	1	0.14%

Precinct	THUY E. HUGENS Qualified Write In		MIKI HABRYN Qualified Write In		VINCE LUNDGREN Qualified Write In		VIVEK B. MOHAN Qualified Write In	
0033227								
Election Day	0	0.00%	0	0.00%	0	0.00%	0	0.00%
Vote by Mail	0	0.00%	0	0.00%	0	0.00%	0	0.00%
Canvass	0	0.00%	0	0.00%	0	0.00%	0	0.00%
Total	0	0.00%	0	0.00%	0	0.00%	0	0.00%
0033431								
Election Day	0	0.00%	0	0.00%	0	0.00%	0	0.00%
Vote by Mail	0	0.00%	0	0.00%	0	0.00%	0	0.00%
Canvass	0	0.00%	0	0.00%	0	0.00%	0	0.00%
Total	0	0.00%	0	0.00%	0	0.00%	0	0.00%
0033529								
Election Day	0	0.00%	0	0.00%	0	0.00%	0	0.00%
Vote by Mail	0	0.00%	0	0.00%	0	0.00%	0	0.00%
Canvass	0	0.00%	0	0.00%	0	0.00%	0	0.00%
Total	0	0.00%	0	0.00%	0	0.00%	0	0.00%
0033713								
Election Day	0	0.00%	0	0.00%	0	0.00%	0	0.00%
Vote by Mail	0	0.00%	0	0.00%	0	0.00%	0	0.00%
Canvass	0	0.00%	0	0.00%	0	0.00%	0	0.00%
Total	0	0.00%	0	0.00%	0	0.00%	0	0.00%
0033859								
Election Day	0	0.00%	0	0.00%	0	0.00%	0	0.00%
Vote by Mail	0	0.00%	0	0.00%	0	0.00%	0	0.00%
Canvass	0	0.00%	0	0.00%	0	0.00%	0	0.00%
Total	0	0.00%	0	0.00%	0	0.00%	0	0.00%
0033942								
Election Day	0	0.00%	0	0.00%	0	0.00%	0	0.00%
Vote by Mail	0	0.00%	0	0.00%	0	0.00%	0	0.00%
Canvass	0	0.00%	0	0.00%	0	0.00%	0	0.00%
Total	0	0.00%	0	0.00%	0	0.00%	0	0.00%

Precinct	Times Cast	Registered Voters	Undervotes	Overvotes
0034009				
Election Day	51	1,618	5	0
Vote by Mail	1,102	1,618	321	1
Canvass	10	1,618	3	0
Total	1,163	1,618	329	1
0034064				
Election Day	51	1,861	2	0
Vote by Mail	1,169	1,861	445	2
Canvass	3	1,861	0	0
Total	1,223	1,861	447	2
0034225				
Election Day	32	1,836	4	0
Vote by Mail	997	1,836	426	2
Canvass	8	1,836	1	0
Total	1,037	1,836	431	2
0034322				
Election Day	31	1,808	3	0
Vote by Mail	1,261	1,808	412	1
Canvass	8	1,808	3	0
Total	1,300	1,808	418	1
0034410				
Election Day	40	1,763	2	0
Vote by Mail	1,228	1,763	372	2
Canvass	4	1,763	0	0
Total	1,272	1,763	374	2
0034600				
Election Day	31	1,447	3	0
Vote by Mail	1,084	1,447	346	0
Canvass	5	1,447	0	0
Total	1,120	1,447	349	0

Precinct	DAN KAPELOVITZ (G-P)		KEVIN K. KAUL (NPP)	
0034009				
Election Day	0	0.00%	0	0.00%
Vote by Mail	2	0.26%	0	0.00%
Canvass	0	0.00%	0	0.00%
Total	2	0.24%	0	0.00%
0034064				
Election Day	0	0.00%	0	0.00%
Vote by Mail	5	0.69%	0	0.00%
Canvass	0	0.00%	0	0.00%
Total	5	0.65%	0	0.00%
0034225				
Election Day	0	0.00%	0	0.00%
Vote by Mail	5	0.88%	1	0.18%
Canvass	0	0.00%	0	0.00%
Total	5	0.83%	1	0.17%
0034322				
Election Day	0	0.00%	0	0.00%
Vote by Mail	1	0.12%	1	0.12%
Canvass	0	0.00%	0	0.00%
Total	1	0.11%	1	0.11%
0034410				
Election Day	0	0.00%	0	0.00%
Vote by Mail	2	0.23%	2	0.23%
Canvass	0	0.00%	0	0.00%
Total	2	0.22%	2	0.22%
0034600				
Election Day	0	0.00%	0	0.00%
Vote by Mail	8	1.08%	0	0.00%
Canvass	0	0.00%	0	0.00%
Total	8	1.04%	0	0.00%

Precinct	CHAUNCEY "SLIM" KILLENS (REP)		KEVIN KILEY (REP)		PATRICK KILPATRICK (DEM)		ANTHONY TRIMINO (REP)		JOEL VENTRESCA (DEM)		KEVIN L. FAULCONER (REP)		RHONDA FURIN (REP)	
0034009														
Election Day	0	0.00%	4	8.70%	0	0.00%	0	0.00%	0	0.00%	0	0.00%	0	0.00%
Vote by Mail	0	0.00%	56	7.18%	7	0.90%	2	0.26%	14	1.79%	61	7.82%	1	0.13%
Canvass	0	0.00%	2	28.57%	0	0.00%	0	0.00%	0	0.00%	0	0.00%	0	0.00%
Total	0	0.00%	62	7.44%	7	0.84%	2	0.24%	14	1.68%	61	7.32%	1	0.12%
0034064														
Election Day	0	0.00%	9	18.37%	0	0.00%	0	0.00%	0	0.00%	3	6.12%	0	0.00%
Vote by Mail	1	0.14%	61	8.45%	16	2.22%	0	0.00%	17	2.35%	47	6.51%	0	0.00%
Canvass	0	0.00%	1	33.33%	0	0.00%	0	0.00%	0	0.00%	0	0.00%	0	0.00%
Total	1	0.13%	71	9.17%	16	2.07%	0	0.00%	17	2.20%	50	6.46%	0	0.00%
0034225														
Election Day	0	0.00%	5	17.86%	0	0.00%	0	0.00%	0	0.00%	1	3.57%	0	0.00%
Vote by Mail	0	0.00%	32	5.62%	10	1.76%	1	0.18%	15	2.64%	48	8.44%	1	0.18%
Canvass	0	0.00%	1	14.29%	0	0.00%	0	0.00%	0	0.00%	0	0.00%	0	0.00%
Total	0	0.00%	38	6.29%	10	1.66%	1	0.17%	15	2.48%	49	8.11%	1	0.17%
0034322														
Election Day	0	0.00%	1	3.57%	0	0.00%	0	0.00%	0	0.00%	0	0.00%	0	0.00%
Vote by Mail	2	0.24%	88	10.38%	6	0.71%	1	0.12%	28	3.30%	69	8.14%	2	0.24%
Canvass	0	0.00%	0	0.00%	1	20.00%	0	0.00%	0	0.00%	0	0.00%	0	0.00%
Total	2	0.23%	89	10.10%	7	0.79%	1	0.11%	28	3.18%	69	7.83%	2	0.23%
0034410														
Election Day	0	0.00%	4	10.53%	2	5.26%	0	0.00%	1	2.63%	2	5.26%	0	0.00%
Vote by Mail	1	0.12%	84	9.84%	5	0.59%	3	0.35%	16	1.87%	81	9.48%	1	0.12%
Canvass	0	0.00%	0	0.00%	0	0.00%	0	0.00%	0	0.00%	1	25.00%	0	0.00%
Total	1	0.11%	88	9.82%	7	0.78%	3	0.33%	17	1.90%	84	9.38%	1	0.11%
0034600														
Election Day	0	0.00%	3	10.71%	0	0.00%	2	7.14%	0	0.00%	0	0.00%	0	0.00%
Vote by Mail	0	0.00%	82	11.11%	4	0.54%	2	0.27%	15	2.03%	64	8.67%	0	0.00%
Canvass	0	0.00%	1	20.00%	0	0.00%	0	0.00%	0	0.00%	0	0.00%	0	0.00%
Total	0	0.00%	86	11.15%	4	0.52%	4	0.52%	15	1.95%	64	8.30%	0	0.00%

Precinct	ROBERT C. NEWMAN II (REP)		DENNIS RICHTER (NPP)		BRANDON M. ROSS (DEM)		SAM L. GALLUCCI (REP)		TED GAINES (REP)		CAITLYN JENNER (REP)		LEO S. ZACKY (REP)	
0034009														
Election Day	0	0.00%	0	0.00%	2	4.35%	0	0.00%	0	0.00%	1	2.17%	0	0.00%
Vote by Mail	1	0.13%	0	0.00%	33	4.23%	0	0.00%	14	1.79%	8	1.03%	0	0.00%
Canvass	0	0.00%	0	0.00%	1	14.29%	0	0.00%	0	0.00%	0	0.00%	0	0.00%
Total	1	0.12%	0	0.00%	36	4.32%	0	0.00%	14	1.68%	9	1.08%	0	0.00%
0034064														
Election Day	0	0.00%	0	0.00%	1	2.04%	0	0.00%	0	0.00%	0	0.00%	0	0.00%
Vote by Mail	2	0.28%	1	0.14%	35	4.85%	0	0.00%	20	2.77%	6	0.83%	0	0.00%
Canvass	0	0.00%	0	0.00%	0	0.00%	0	0.00%	0	0.00%	0	0.00%	0	0.00%
Total	2	0.26%	1	0.13%	36	4.65%	0	0.00%	20	2.58%	6	0.78%	0	0.00%
0034225														
Election Day	0	0.00%	0	0.00%	0	0.00%	0	0.00%	1	3.57%	0	0.00%	0	0.00%
Vote by Mail	2	0.35%	1	0.18%	29	5.10%	2	0.35%	6	1.05%	16	2.81%	0	0.00%
Canvass	0	0.00%	0	0.00%	0	0.00%	0	0.00%	0	0.00%	0	0.00%	0	0.00%
Total	2	0.33%	1	0.17%	29	4.80%	2	0.33%	7	1.16%	16	2.65%	0	0.00%
0034322														
Election Day	0	0.00%	0	0.00%	0	0.00%	0	0.00%	2	7.14%	1	3.57%	0	0.00%
Vote by Mail	0	0.00%	1	0.12%	25	2.95%	0	0.00%	15	1.77%	6	0.71%	0	0.00%
Canvass	0	0.00%	0	0.00%	1	20.00%	0	0.00%	0	0.00%	1	20.00%	0	0.00%
Total	0	0.00%	1	0.11%	26	2.95%	0	0.00%	17	1.93%	8	0.91%	0	0.00%
0034410														
Election Day	0	0.00%	0	0.00%	1	2.63%	0	0.00%	0	0.00%	0	0.00%	0	0.00%
Vote by Mail	0	0.00%	1	0.12%	30	3.51%	1	0.12%	16	1.87%	14	1.64%	1	0.12%
Canvass	0	0.00%	0	0.00%	0	0.00%	0	0.00%	0	0.00%	1	25.00%	0	0.00%
Total	0	0.00%	1	0.11%	31	3.46%	1	0.11%	16	1.79%	15	1.67%	1	0.11%
0034600														
Election Day	0	0.00%	0	0.00%	0	0.00%	0	0.00%	1	3.57%	0	0.00%	0	0.00%
Vote by Mail	1	0.14%	2	0.27%	22	2.98%	0	0.00%	18	2.44%	3	0.41%	1	0.14%
Canvass	0	0.00%	0	0.00%	1	20.00%	0	0.00%	0	0.00%	0	0.00%	0	0.00%
Total	1	0.13%	2	0.26%	23	2.98%	0	0.00%	19	2.46%	3	0.39%	1	0.13%

Precinct	JENNY RAE LE ROUX (REP)		DAVID LOZANO (REP)		STEVE CHAVEZ LODGE (REP)		MICHAEL LOEBBS (NPP)		DENIS LUCEY (NPP)		DIEGO MARTINEZ (REP)		JEREMIAH "JEREMY" MARCINIAK (NPP)	
0034009														
Election Day	0	0.00%	0	0.00%	0	0.00%	0	0.00%	0	0.00%	0	0.00%	0	0.00%
Vote by Mail	0	0.00%	0	0.00%	1	0.13%	2	0.26%	1	0.13%	0	0.00%	0	0.00%
Canvass	0	0.00%	0	0.00%	0	0.00%	0	0.00%	0	0.00%	0	0.00%	0	0.00%
Total	0	0.00%	0	0.00%	1	0.12%	2	0.24%	1	0.12%	0	0.00%	0	0.00%
0034064														
Election Day	0	0.00%	0	0.00%	0	0.00%	0	0.00%	0	0.00%	0	0.00%	0	0.00%
Vote by Mail	0	0.00%	0	0.00%	2	0.28%	1	0.14%	0	0.00%	0	0.00%	0	0.00%
Canvass	0	0.00%	0	0.00%	0	0.00%	0	0.00%	0	0.00%	0	0.00%	0	0.00%
Total	0	0.00%	0	0.00%	2	0.26%	1	0.13%	0	0.00%	0	0.00%	0	0.00%
0034225														
Election Day	0	0.00%	0	0.00%	0	0.00%	0	0.00%	0	0.00%	0	0.00%	0	0.00%
Vote by Mail	5	0.88%	1	0.18%	0	0.00%	0	0.00%	0	0.00%	0	0.00%	0	0.00%
Canvass	0	0.00%	0	0.00%	0	0.00%	0	0.00%	0	0.00%	0	0.00%	0	0.00%
Total	5	0.83%	1	0.17%	0	0.00%	0	0.00%	0	0.00%	0	0.00%	0	0.00%
0034322														
Election Day	0	0.00%	0	0.00%	1	3.57%	0	0.00%	0	0.00%	0	0.00%	0	0.00%
Vote by Mail	2	0.24%	0	0.00%	1	0.12%	2	0.24%	0	0.00%	0	0.00%	0	0.00%
Canvass	0	0.00%	0	0.00%	0	0.00%	0	0.00%	0	0.00%	0	0.00%	0	0.00%
Total	2	0.23%	0	0.00%	2	0.23%	2	0.23%	0	0.00%	0	0.00%	0	0.00%
0034410														
Election Day	0	0.00%	0	0.00%	0	0.00%	0	0.00%	0	0.00%	0	0.00%	0	0.00%
Vote by Mail	0	0.00%	1	0.12%	1	0.12%	2	0.23%	0	0.00%	5	0.59%	0	0.00%
Canvass	0	0.00%	0	0.00%	0	0.00%	0	0.00%	0	0.00%	0	0.00%	0	0.00%
Total	0	0.00%	1	0.11%	1	0.11%	2	0.22%	0	0.00%	5	0.56%	0	0.00%
0034600														
Election Day	0	0.00%	0	0.00%	0	0.00%	0	0.00%	0	0.00%	0	0.00%	0	0.00%
Vote by Mail	0	0.00%	1	0.14%	0	0.00%	1	0.14%	0	0.00%	1	0.14%	0	0.00%
Canvass	0	0.00%	0	0.00%	0	0.00%	0	0.00%	0	0.00%	0	0.00%	0	0.00%
Total	0	0.00%	1	0.13%	0	0.00%	1	0.13%	0	0.00%	1	0.13%	0	0.00%

Precinct	DANIEL MERCURI (REP)		JACQUELINE MCGOWAN (DEM)		DAVID MOORE (NPP)		DAVID ALEXANDER BRAMANTE (REP)		HOLLY L. BAADE (DEM)		ANGELYNE (NPP)		JAMES G. HANINK (NPP)	
0034009														
Election Day	0	0.00%	0	0.00%	0	0.00%	0	0.00%	0	0.00%	0	0.00%	0	0.00%
Vote by Mail	1	0.13%	18	2.31%	1	0.13%	0	0.00%	6	0.77%	0	0.00%	0	0.00%
Canvass	0	0.00%	0	0.00%	0	0.00%	0	0.00%	0	0.00%	0	0.00%	0	0.00%
Total	1	0.12%	18	2.16%	1	0.12%	0	0.00%	6	0.72%	0	0.00%	0	0.00%
0034064														
Election Day	0	0.00%	0	0.00%	0	0.00%	0	0.00%	0	0.00%	0	0.00%	0	0.00%
Vote by Mail	0	0.00%	19	2.63%	3	0.42%	0	0.00%	4	0.55%	5	0.69%	0	0.00%
Canvass	0	0.00%	0	0.00%	0	0.00%	0	0.00%	0	0.00%	0	0.00%	0	0.00%
Total	0	0.00%	19	2.45%	3	0.39%	0	0.00%	4	0.52%	5	0.65%	0	0.00%
0034225														
Election Day	0	0.00%	1	3.57%	0	0.00%	0	0.00%	0	0.00%	0	0.00%	0	0.00%
Vote by Mail	0	0.00%	23	4.04%	1	0.18%	0	0.00%	7	1.23%	0	0.00%	0	0.00%
Canvass	0	0.00%	0	0.00%	0	0.00%	0	0.00%	0	0.00%	0	0.00%	0	0.00%
Total	0	0.00%	24	3.97%	1	0.17%	0	0.00%	7	1.16%	0	0.00%	0	0.00%
0034322														
Election Day	0	0.00%	0	0.00%	0	0.00%	0	0.00%	0	0.00%	0	0.00%	0	0.00%
Vote by Mail	0	0.00%	17	2.00%	0	0.00%	0	0.00%	2	0.24%	2	0.24%	0	0.00%
Canvass	0	0.00%	0	0.00%	0	0.00%	0	0.00%	0	0.00%	0	0.00%	0	0.00%
Total	0	0.00%	17	1.93%	0	0.00%	0	0.00%	2	0.23%	2	0.23%	0	0.00%
0034410														
Election Day	0	0.00%	0	0.00%	0	0.00%	0	0.00%	0	0.00%	0	0.00%	0	0.00%
Vote by Mail	1	0.12%	11	1.29%	1	0.12%	0	0.00%	6	0.70%	1	0.12%	0	0.00%
Canvass	0	0.00%	0	0.00%	0	0.00%	0	0.00%	0	0.00%	0	0.00%	0	0.00%
Total	1	0.11%	11	1.23%	1	0.11%	0	0.00%	6	0.67%	1	0.11%	0	0.00%
0034600														
Election Day	0	0.00%	0	0.00%	0	0.00%	0	0.00%	0	0.00%	0	0.00%	0	0.00%
Vote by Mail	0	0.00%	5	0.68%	2	0.27%	0	0.00%	2	0.27%	1	0.14%	0	0.00%
Canvass	0	0.00%	0	0.00%	0	0.00%	0	0.00%	1	20.00%	0	0.00%	0	0.00%
Total	0	0.00%	5	0.65%	2	0.26%	0	0.00%	3	0.39%	1	0.13%	0	0.00%

Precinct	DAVID HILLBERG (REP)		JEFF HEWITT (LIB)		JOHN R. DRAKE (DEM)		LARRY A. ELDER (REP)		KEVIN PAFFRATH (DEM)		ADAM PAPAGAN (NPP)		ARMANDO "MANDO" PEREZ- SERRATO (DEM)	
0034009														
Election Day	0	0.00%	0	0.00%	0	0.00%	36	78.26%	0	0.00%	0	0.00%	1	2.17%
Vote by Mail	0	0.00%	4	0.51%	3	0.38%	422	54.10%	65	8.33%	0	0.00%	1	0.13%
Canvass	0	0.00%	0	0.00%	0	0.00%	4	57.14%	0	0.00%	0	0.00%	0	0.00%
Total	0	0.00%	4	0.48%	3	0.36%	462	55.46%	65	7.80%	0	0.00%	2	0.24%
0034064														
Election Day	0	0.00%	0	0.00%	1	2.04%	31	63.27%	3	6.12%	0	0.00%	0	0.00%
Vote by Mail	1	0.14%	5	0.69%	8	1.11%	353	48.89%	47	6.51%	0	0.00%	2	0.28%
Canvass	0	0.00%	0	0.00%	0	0.00%	2	66.67%	0	0.00%	0	0.00%	0	0.00%
Total	1	0.13%	5	0.65%	9	1.16%	386	49.87%	50	6.46%	0	0.00%	2	0.26%
0034225														
Election Day	0	0.00%	0	0.00%	0	0.00%	17	60.71%	1	3.57%	0	0.00%	0	0.00%
Vote by Mail	0	0.00%	11	1.93%	2	0.35%	235	41.30%	58	10.19%	0	0.00%	3	0.53%
Canvass	0	0.00%	0	0.00%	0	0.00%	6	85.71%	0	0.00%	0	0.00%	0	0.00%
Total	0	0.00%	11	1.82%	2	0.33%	258	42.72%	59	9.77%	0	0.00%	3	0.50%
0034322														
Election Day	0	0.00%	0	0.00%	0	0.00%	23	82.14%	0	0.00%	0	0.00%	0	0.00%
Vote by Mail	0	0.00%	6	0.71%	3	0.35%	450	53.07%	59	6.96%	1	0.12%	0	0.00%
Canvass	0	0.00%	0	0.00%	0	0.00%	2	40.00%	0	0.00%	0	0.00%	0	0.00%
Total	0	0.00%	6	0.68%	3	0.34%	475	53.92%	59	6.70%	1	0.11%	0	0.00%
0034410														
Election Day	0	0.00%	0	0.00%	0	0.00%	25	65.79%	2	5.26%	0	0.00%	0	0.00%
Vote by Mail	2	0.23%	7	0.82%	0	0.00%	418	48.95%	77	9.02%	0	0.00%	1	0.12%
Canvass	0	0.00%	0	0.00%	0	0.00%	2	50.00%	0	0.00%	0	0.00%	0	0.00%
Total	2	0.22%	7	0.78%	0	0.00%	445	49.67%	79	8.82%	0	0.00%	1	0.11%
0034600														
Election Day	0	0.00%	0	0.00%	0	0.00%	20	71.43%	0	0.00%	0	0.00%	0	0.00%
Vote by Mail	0	0.00%	7	0.95%	1	0.14%	376	50.95%	58	7.86%	1	0.14%	4	0.54%
Canvass	0	0.00%	1	20.00%	0	0.00%	1	20.00%	0	0.00%	0	0.00%	0	0.00%
Total	0	0.00%	8	1.04%	1	0.13%	397	51.49%	58	7.52%	1	0.13%	4	0.52%

Precinct	JOHN COX (REP)		HEATHER COLLINS (G-P)		DANIEL WATTS (DEM)		NICKOLAS WILDSTAR (REP)		SARAH STEPHENS (REP)		DENVER STONER (REP)		JOE M. SYMMON (REP)	
0034009														
Election Day	0	0.00%	0	0.00%	0	0.00%	0	0.00%	0	0.00%	0	0.00%	0	0.00%
Vote by Mail	28	3.59%	2	0.26%	15	1.92%	0	0.00%	0	0.00%	4	0.51%	0	0.00%
Canvass	0	0.00%	0	0.00%	0	0.00%	0	0.00%	0	0.00%	0	0.00%	0	0.00%
Total	28	3.36%	2	0.24%	15	1.80%	0	0.00%	0	0.00%	4	0.48%	0	0.00%
0034064														
Election Day	0	0.00%	0	0.00%	1	2.04%	0	0.00%	0	0.00%	0	0.00%	0	0.00%
Vote by Mail	22	3.05%	1	0.14%	25	3.46%	0	0.00%	0	0.00%	1	0.14%	0	0.00%
Canvass	0	0.00%	0	0.00%	0	0.00%	0	0.00%	0	0.00%	0	0.00%	0	0.00%
Total	22	2.84%	1	0.13%	26	3.36%	0	0.00%	0	0.00%	1	0.13%	0	0.00%
0034225														
Election Day	2	7.14%	0	0.00%	0	0.00%	0	0.00%	0	0.00%	0	0.00%	0	0.00%
Vote by Mail	28	4.92%	3	0.53%	13	2.28%	0	0.00%	0	0.00%	1	0.18%	0	0.00%
Canvass	0	0.00%	0	0.00%	0	0.00%	0	0.00%	0	0.00%	0	0.00%	0	0.00%
Total	30	4.97%	3	0.50%	13	2.15%	0	0.00%	0	0.00%	1	0.17%	0	0.00%
0034322														
Election Day	0	0.00%	0	0.00%	0	0.00%	0	0.00%	0	0.00%	0	0.00%	0	0.00%
Vote by Mail	35	4.13%	3	0.35%	5	0.59%	1	0.12%	0	0.00%	1	0.12%	0	0.00%
Canvass	0	0.00%	0	0.00%	0	0.00%	0	0.00%	0	0.00%	0	0.00%	0	0.00%
Total	35	3.97%	3	0.34%	5	0.57%	1	0.11%	0	0.00%	1	0.11%	0	0.00%
0034410														
Election Day	0	0.00%	0	0.00%	1	2.63%	0	0.00%	0	0.00%	0	0.00%	0	0.00%
Vote by Mail	33	3.86%	6	0.70%	7	0.82%	0	0.00%	0	0.00%	2	0.23%	0	0.00%
Canvass	0	0.00%	0	0.00%	0	0.00%	0	0.00%	0	0.00%	0	0.00%	0	0.00%
Total	33	3.68%	6	0.67%	8	0.89%	0	0.00%	0	0.00%	2	0.22%	0	0.00%
0034600														
Election Day	2	7.14%	0	0.00%	0	0.00%	0	0.00%	0	0.00%	0	0.00%	0	0.00%
Vote by Mail	34	4.61%	0	0.00%	9	1.22%	0	0.00%	0	0.00%	1	0.14%	0	0.00%
Canvass	0	0.00%	0	0.00%	0	0.00%	0	0.00%	0	0.00%	0	0.00%	0	0.00%
Total	36	4.67%	0	0.00%	9	1.17%	0	0.00%	0	0.00%	1	0.13%	0	0.00%

Precinct	MAJOR SINGH (NPP)		DOUG OSE (REP)		Write-in		Total Votes	ROXANNE Qualified Write In		STACY SMITH Qualified Write In		MAJOR WILLIAMS Qualified Write In	
0034009													
Election Day	0	0.00%	2	4.35%	0	0.00%	46	0	0.00%	0	0.00%	0	0.00%
Vote by Mail	0	0.00%	5	0.64%	2	0.26%	780	0	0.00%	0	0.00%	2	0.26%
Canvass	0	0.00%	0	0.00%	0	0.00%	7	0	0.00%	0	0.00%	0	0.00%
Total	0	0.00%	7	0.84%	2	0.24%	833	0	0.00%	0	0.00%	2	0.24%
0034064													
Election Day	0	0.00%	0	0.00%	0	0.00%	49	0	0.00%	0	0.00%	0	0.00%
Vote by Mail	0	0.00%	11	1.52%	1	0.14%	722	0	0.00%	0	0.00%	1	0.14%
Canvass	0	0.00%	0	0.00%	0	0.00%	3	0	0.00%	0	0.00%	0	0.00%
Total	0	0.00%	11	1.42%	1	0.13%	774	0	0.00%	0	0.00%	1	0.13%
0034225													
Election Day	0	0.00%	0	0.00%	0	0.00%	28	0	0.00%	0	0.00%	0	0.00%
Vote by Mail	0	0.00%	8	1.41%	1	0.18%	569	0	0.00%	0	0.00%	1	0.18%
Canvass	0	0.00%	0	0.00%	0	0.00%	7	0	0.00%	0	0.00%	0	0.00%
Total	0	0.00%	8	1.32%	1	0.17%	604	0	0.00%	0	0.00%	1	0.17%
0034322													
Election Day	0	0.00%	0	0.00%	0	0.00%	28	0	0.00%	0	0.00%	0	0.00%
Vote by Mail	0	0.00%	11	1.30%	2	0.24%	848	0	0.00%	0	0.00%	2	0.24%
Canvass	0	0.00%	0	0.00%	0	0.00%	5	0	0.00%	0	0.00%	0	0.00%
Total	0	0.00%	11	1.25%	2	0.23%	881	0	0.00%	0	0.00%	2	0.23%
0034410													
Election Day	0	0.00%	0	0.00%	0	0.00%	38	0	0.00%	0	0.00%	0	0.00%
Vote by Mail	1	0.12%	10	1.17%	3	0.35%	854	0	0.00%	0	0.00%	3	0.35%
Canvass	0	0.00%	0	0.00%	0	0.00%	4	0	0.00%	0	0.00%	0	0.00%
Total	1	0.11%	10	1.12%	3	0.33%	896	0	0.00%	0	0.00%	3	0.33%
0034600													
Election Day	0	0.00%	0	0.00%	0	0.00%	28	0	0.00%	0	0.00%	0	0.00%
Vote by Mail	3	0.41%	9	1.22%	0	0.00%	738	0	0.00%	0	0.00%	0	0.00%
Canvass	0	0.00%	0	0.00%	0	0.00%	5	0	0.00%	0	0.00%	0	0.00%
Total	3	0.39%	9	1.17%	0	0.00%	771	0	0.00%	0	0.00%	0	0.00%

Precinct	THUY E. HUGENS Qualified Write In		MIKI HABRYN Qualified Write In		VINCE LUNDGREN Qualified Write In		VIVEK B. MOHAN Qualified Write In	
0034009								
Election Day	0	0.00%	0	0.00%	0	0.00%	0	0.00%
Vote by Mail	0	0.00%	0	0.00%	0	0.00%	0	0.00%
Canvass	0	0.00%	0	0.00%	0	0.00%	0	0.00%
Total	0	0.00%	0	0.00%	0	0.00%	0	0.00%
0034064								
Election Day	0	0.00%	0	0.00%	0	0.00%	0	0.00%
Vote by Mail	0	0.00%	0	0.00%	0	0.00%	0	0.00%
Canvass	0	0.00%	0	0.00%	0	0.00%	0	0.00%
Total	0	0.00%	0	0.00%	0	0.00%	0	0.00%
0034225								
Election Day	0	0.00%	0	0.00%	0	0.00%	0	0.00%
Vote by Mail	0	0.00%	0	0.00%	0	0.00%	0	0.00%
Canvass	0	0.00%	0	0.00%	0	0.00%	0	0.00%
Total	0	0.00%	0	0.00%	0	0.00%	0	0.00%
0034322								
Election Day	0	0.00%	0	0.00%	0	0.00%	0	0.00%
Vote by Mail	0	0.00%	0	0.00%	0	0.00%	0	0.00%
Canvass	0	0.00%	0	0.00%	0	0.00%	0	0.00%
Total	0	0.00%	0	0.00%	0	0.00%	0	0.00%
0034410								
Election Day	0	0.00%	0	0.00%	0	0.00%	0	0.00%
Vote by Mail	0	0.00%	0	0.00%	0	0.00%	0	0.00%
Canvass	0	0.00%	0	0.00%	0	0.00%	0	0.00%
Total	0	0.00%	0	0.00%	0	0.00%	0	0.00%
0034600								
Election Day	0	0.00%	0	0.00%	0	0.00%	0	0.00%
Vote by Mail	0	0.00%	0	0.00%	0	0.00%	0	0.00%
Canvass	0	0.00%	0	0.00%	0	0.00%	0	0.00%
Total	0	0.00%	0	0.00%	0	0.00%	0	0.00%

Precinct	Times Cast	Registered Voters	Undervotes	Overvotes
0034639				
Election Day	55	1,679	5	0
Vote by Mail	1,088	1,679	329	2
Canvass	14	1,679	2	0
Total	1,157	1,679	336	2
0034726				
Election Day	57	1,820	7	0
Vote by Mail	1,288	1,820	431	1
Canvass	5	1,820	2	0
Total	1,350	1,820	440	1
0034871				
Election Day	40	1,719	3	0
Vote by Mail	1,333	1,719	483	3
Canvass	1	1,719	1	0
Total	1,374	1,719	487	3
0035127				
Election Day	79	1,313	9	0
Vote by Mail	900	1,313	253	3
Canvass	2	1,313	0	0
Total	981	1,313	262	3
0035181				
Election Day	65	1,376	5	0
Vote by Mail	938	1,376	239	2
Canvass	6	1,376	2	0
Total	1,009	1,376	246	2
0035224				
Election Day	77	1,571	8	0
Vote by Mail	1,004	1,571	301	0
Canvass	2	1,571	0	0
Total	1,083	1,571	309	0

Precinct	DAN KAPELOVITZ (G-P)		KEVIN K. KAUL (NPP)	
0034639				
Election Day	0	0.00%	0	0.00%
Vote by Mail	11	1.45%	0	0.00%
Canvass	0	0.00%	0	0.00%
Total	11	1.34%	0	0.00%
0034726				
Election Day	0	0.00%	0	0.00%
Vote by Mail	6	0.70%	0	0.00%
Canvass	0	0.00%	0	0.00%
Total	6	0.66%	0	0.00%
0034871				
Election Day	1	2.70%	0	0.00%
Vote by Mail	11	1.30%	1	0.12%
Canvass	0		0	
Total	12	1.36%	1	0.11%
0035127				
Election Day	0	0.00%	0	0.00%
Vote by Mail	0	0.00%	1	0.16%
Canvass	0	0.00%	0	0.00%
Total	0	0.00%	1	0.14%
0035181				
Election Day	0	0.00%	0	0.00%
Vote by Mail	3	0.43%	0	0.00%
Canvass	0	0.00%	0	0.00%
Total	3	0.39%	0	0.00%
0035224				
Election Day	0	0.00%	0	0.00%
Vote by Mail	4	0.57%	0	0.00%
Canvass	0	0.00%	0	0.00%
Total	4	0.52%	0	0.00%

Precinct	CHAUNCEY "SLIM" KILLENS (REP)		KEVIN KILEY (REP)		PATRICK KILPATRICK (DEM)		ANTHONY TRIMINO (REP)		JOEL VENTRESCA (DEM)		KEVIN L. FAULCONER (REP)		RHONDA FURIN (REP)	
0034639														
Election Day	0	0.00%	5	10.00%	1	2.00%	0	0.00%	3	6.00%	1	2.00%	0	0.00%
Vote by Mail	0	0.00%	105	13.87%	7	0.92%	1	0.13%	19	2.51%	44	5.81%	1	0.13%
Canvass	0	0.00%	1	8.33%	0	0.00%	0	0.00%	0	0.00%	0	0.00%	0	0.00%
Total	0	0.00%	111	13.55%	8	0.98%	1	0.12%	22	2.69%	45	5.49%	1	0.12%
0034726														
Election Day	0	0.00%	7	14.00%	0	0.00%	1	2.00%	0	0.00%	0	0.00%	0	0.00%
Vote by Mail	0	0.00%	120	14.02%	8	0.93%	5	0.58%	25	2.92%	58	6.78%	0	0.00%
Canvass	0	0.00%	0	0.00%	0	0.00%	0	0.00%	0	0.00%	0	0.00%	0	0.00%
Total	0	0.00%	127	13.97%	8	0.88%	6	0.66%	25	2.75%	58	6.38%	0	0.00%
0034871														
Election Day	0	0.00%	5	13.51%	0	0.00%	0	0.00%	1	2.70%	1	2.70%	0	0.00%
Vote by Mail	0	0.00%	106	12.51%	6	0.71%	3	0.35%	26	3.07%	77	9.09%	0	0.00%
Canvass	0		0		0		0		0		0		0	
Total	0	0.00%	111	12.56%	6	0.68%	3	0.34%	27	3.05%	78	8.82%	0	0.00%
0035127														
Election Day	0	0.00%	10	14.29%	0	0.00%	2	2.86%	0	0.00%	4	5.71%	0	0.00%
Vote by Mail	0	0.00%	100	15.53%	3	0.47%	2	0.31%	10	1.55%	36	5.59%	1	0.16%
Canvass	0	0.00%	0	0.00%	0	0.00%	0	0.00%	0	0.00%	0	0.00%	0	0.00%
Total	0	0.00%	110	15.36%	3	0.42%	4	0.56%	10	1.40%	40	5.59%	1	0.14%
0035181														
Election Day	0	0.00%	16	26.67%	0	0.00%	0	0.00%	0	0.00%	0	0.00%	0	0.00%
Vote by Mail	0	0.00%	94	13.49%	3	0.43%	6	0.86%	11	1.58%	41	5.88%	0	0.00%
Canvass	0	0.00%	1	25.00%	0	0.00%	0	0.00%	0	0.00%	0	0.00%	0	0.00%
Total	0	0.00%	111	14.59%	3	0.39%	6	0.79%	11	1.45%	41	5.39%	0	0.00%
0035224														
Election Day	0	0.00%	17	24.64%	0	0.00%	1	1.45%	2	2.90%	0	0.00%	0	0.00%
Vote by Mail	0	0.00%	112	15.93%	2	0.28%	5	0.71%	17	2.42%	50	7.11%	0	0.00%
Canvass	0	0.00%	1	50.00%	0	0.00%	0	0.00%	0	0.00%	0	0.00%	0	0.00%
Total	0	0.00%	130	16.80%	2	0.26%	6	0.78%	19	2.45%	50	6.46%	0	0.00%

Precinct	ROBERT C. NEWMAN II (REP)		DENNIS RICHTER (NPP)		BRANDON M. ROSS (DEM)		SAM L. GALLUCCI (REP)		TED GAINES (REP)		CAITLYN JENNER (REP)		LEO S. ZACKY (REP)	
0034639														
Election Day	0	0.00%	1	2.00%	3	6.00%	0	0.00%	0	0.00%	0	0.00%	0	0.00%
Vote by Mail	1	0.13%	1	0.13%	36	4.76%	0	0.00%	9	1.19%	10	1.32%	0	0.00%
Canvass	0	0.00%	0	0.00%	2	16.67%	0	0.00%	0	0.00%	0	0.00%	0	0.00%
Total	1	0.12%	2	0.24%	41	5.01%	0	0.00%	9	1.10%	10	1.22%	0	0.00%
0034726														
Election Day	0	0.00%	0	0.00%	0	0.00%	0	0.00%	0	0.00%	0	0.00%	0	0.00%
Vote by Mail	1	0.12%	2	0.23%	29	3.39%	2	0.23%	24	2.80%	7	0.82%	0	0.00%
Canvass	0	0.00%	0	0.00%	1	33.33%	0	0.00%	0	0.00%	0	0.00%	0	0.00%
Total	1	0.11%	2	0.22%	30	3.30%	2	0.22%	24	2.64%	7	0.77%	0	0.00%
0034871														
Election Day	0	0.00%	0	0.00%	0	0.00%	0	0.00%	0	0.00%	0	0.00%	0	0.00%
Vote by Mail	0	0.00%	0	0.00%	39	4.60%	0	0.00%	15	1.77%	7	0.83%	0	0.00%
Canvass	0		0		0		0		0		0		0	
Total	0	0.00%	0	0.00%	39	4.41%	0	0.00%	15	1.70%	7	0.79%	0	0.00%
0035127														
Election Day	0	0.00%	0	0.00%	0	0.00%	0	0.00%	0	0.00%	1	1.43%	0	0.00%
Vote by Mail	0	0.00%	2	0.31%	19	2.95%	1	0.16%	19	2.95%	8	1.24%	0	0.00%
Canvass	0	0.00%	0	0.00%	0	0.00%	0	0.00%	0	0.00%	0	0.00%	0	0.00%
Total	0	0.00%	2	0.28%	19	2.65%	1	0.14%	19	2.65%	9	1.26%	0	0.00%
0035181														
Election Day	0	0.00%	0	0.00%	1	1.67%	0	0.00%	0	0.00%	0	0.00%	0	0.00%
Vote by Mail	0	0.00%	1	0.14%	16	2.30%	0	0.00%	19	2.73%	6	0.86%	0	0.00%
Canvass	0	0.00%	0	0.00%	0	0.00%	0	0.00%	0	0.00%	0	0.00%	0	0.00%
Total	0	0.00%	1	0.13%	17	2.23%	0	0.00%	19	2.50%	6	0.79%	0	0.00%
0035224														
Election Day	0	0.00%	0	0.00%	1	1.45%	0	0.00%	0	0.00%	0	0.00%	0	0.00%
Vote by Mail	0	0.00%	0	0.00%	32	4.55%	0	0.00%	7	1.00%	10	1.42%	2	0.28%
Canvass	0	0.00%	0	0.00%	0	0.00%	0	0.00%	0	0.00%	0	0.00%	0	0.00%
Total	0	0.00%	0	0.00%	33	4.26%	0	0.00%	7	0.90%	10	1.29%	2	0.26%

Precinct	JENNY RAE LE ROUX (REP)		DAVID LOZANO (REP)		STEVE CHAVEZ LODGE (REP)		MICHAEL LOEBBS (NPP)		DENIS LUCEY (NPP)		DIEGO MARTINEZ (REP)		JEREMIAH "JEREMY" MARCINIAK (NPP)	
0034639														
Election Day	0	0.00%	0	0.00%	0	0.00%	0	0.00%	1	2.00%	0	0.00%	0	0.00%
Vote by Mail	3	0.40%	2	0.26%	0	0.00%	7	0.92%	0	0.00%	0	0.00%	1	0.13%
Canvass	0	0.00%	0	0.00%	0	0.00%	0	0.00%	0	0.00%	0	0.00%	0	0.00%
Total	3	0.37%	2	0.24%	0	0.00%	7	0.85%	1	0.12%	0	0.00%	1	0.12%
0034726														
Election Day	0	0.00%	0	0.00%	0	0.00%	3	6.00%	0	0.00%	0	0.00%	0	0.00%
Vote by Mail	0	0.00%	0	0.00%	1	0.12%	2	0.23%	0	0.00%	0	0.00%	0	0.00%
Canvass	0	0.00%	0	0.00%	0	0.00%	0	0.00%	0	0.00%	0	0.00%	0	0.00%
Total	0	0.00%	0	0.00%	1	0.11%	5	0.55%	0	0.00%	0	0.00%	0	0.00%
0034871														
Election Day	0	0.00%	0	0.00%	0	0.00%	0	0.00%	0	0.00%	0	0.00%	0	0.00%
Vote by Mail	3	0.35%	0	0.00%	1	0.12%	0	0.00%	0	0.00%	1	0.12%	0	0.00%
Canvass	0		0		0		0		0		0		0	
Total	3	0.34%	0	0.00%	1	0.11%	0	0.00%	0	0.00%	1	0.11%	0	0.00%
0035127														
Election Day	0	0.00%	0	0.00%	0	0.00%	0	0.00%	0	0.00%	0	0.00%	0	0.00%
Vote by Mail	0	0.00%	0	0.00%	1	0.16%	0	0.00%	0	0.00%	2	0.31%	0	0.00%
Canvass	0	0.00%	0	0.00%	0	0.00%	0	0.00%	0	0.00%	0	0.00%	0	0.00%
Total	0	0.00%	0	0.00%	1	0.14%	0	0.00%	0	0.00%	2	0.28%	0	0.00%
0035181														
Election Day	0	0.00%	0	0.00%	0	0.00%	0	0.00%	0	0.00%	0	0.00%	0	0.00%
Vote by Mail	0	0.00%	0	0.00%	1	0.14%	0	0.00%	1	0.14%	0	0.00%	0	0.00%
Canvass	0	0.00%	0	0.00%	0	0.00%	0	0.00%	0	0.00%	0	0.00%	0	0.00%
Total	0	0.00%	0	0.00%	1	0.13%	0	0.00%	1	0.13%	0	0.00%	0	0.00%
0035224														
Election Day	0	0.00%	0	0.00%	0	0.00%	0	0.00%	0	0.00%	0	0.00%	0	0.00%
Vote by Mail	1	0.14%	0	0.00%	3	0.43%	0	0.00%	0	0.00%	0	0.00%	1	0.14%
Canvass	0	0.00%	0	0.00%	0	0.00%	0	0.00%	0	0.00%	0	0.00%	0	0.00%
Total	1	0.13%	0	0.00%	3	0.39%	0	0.00%	0	0.00%	0	0.00%	1	0.13%

Precinct	DANIEL MERCURI (REP)		JACQUELINE MCGOWAN (DEM)		DAVID MOORE (NPP)		DAVID ALEXANDER BRAMANTE (REP)		HOLLY L. BAADE (DEM)		ANGELYNE (NPP)		JAMES G. HANINK (NPP)	
0034639														
Election Day	0	0.00%	0	0.00%	0	0.00%	0	0.00%	1	2.00%	0	0.00%	0	0.00%
Vote by Mail	2	0.26%	12	1.59%	2	0.26%	0	0.00%	5	0.66%	2	0.26%	0	0.00%
Canvass	0	0.00%	1	8.33%	0	0.00%	0	0.00%	0	0.00%	0	0.00%	0	0.00%
Total	2	0.24%	13	1.59%	2	0.24%	0	0.00%	6	0.73%	2	0.24%	0	0.00%
0034726														
Election Day	0	0.00%	0	0.00%	0	0.00%	0	0.00%	0	0.00%	0	0.00%	0	0.00%
Vote by Mail	0	0.00%	21	2.45%	3	0.35%	0	0.00%	7	0.82%	5	0.58%	1	0.12%
Canvass	0	0.00%	0	0.00%	0	0.00%	0	0.00%	0	0.00%	0	0.00%	0	0.00%
Total	0	0.00%	21	2.31%	3	0.33%	0	0.00%	7	0.77%	5	0.55%	1	0.11%
0034871														
Election Day	0	0.00%	0	0.00%	0	0.00%	0	0.00%	0	0.00%	0	0.00%	0	0.00%
Vote by Mail	0	0.00%	8	0.94%	1	0.12%	1	0.12%	3	0.35%	2	0.24%	0	0.00%
Canvass	0	0.00%	0	0.00%	0	0.00%	0	0.00%	0	0.00%	0	0.00%	0	0.00%
Total	0	0.00%	8	0.90%	1	0.11%	1	0.11%	3	0.34%	2	0.23%	0	0.00%
0035127														
Election Day	0	0.00%	0	0.00%	0	0.00%	0	0.00%	0	0.00%	0	0.00%	0	0.00%
Vote by Mail	0	0.00%	18	2.80%	0	0.00%	0	0.00%	1	0.16%	4	0.62%	0	0.00%
Canvass	0	0.00%	0	0.00%	0	0.00%	0	0.00%	0	0.00%	0	0.00%	0	0.00%
Total	0	0.00%	18	2.51%	0	0.00%	0	0.00%	1	0.14%	4	0.56%	0	0.00%
0035181														
Election Day	0	0.00%	3	5.00%	0	0.00%	0	0.00%	0	0.00%	0	0.00%	0	0.00%
Vote by Mail	0	0.00%	14	2.01%	1	0.14%	0	0.00%	4	0.57%	2	0.29%	0	0.00%
Canvass	0	0.00%	0	0.00%	0	0.00%	0	0.00%	1	25.00%	0	0.00%	0	0.00%
Total	0	0.00%	17	2.23%	1	0.13%	0	0.00%	5	0.66%	2	0.26%	0	0.00%
0035224														
Election Day	0	0.00%	1	1.45%	0	0.00%	0	0.00%	0	0.00%	0	0.00%	0	0.00%
Vote by Mail	0	0.00%	10	1.42%	2	0.28%	0	0.00%	4	0.57%	2	0.28%	0	0.00%
Canvass	0	0.00%	0	0.00%	0	0.00%	0	0.00%	0	0.00%	0	0.00%	0	0.00%
Total	0	0.00%	11	1.42%	2	0.26%	0	0.00%	4	0.52%	2	0.26%	0	0.00%

Precinct	DAVID HILLBERG (REP)		JEFF HEWITT (LIB)		JOHN R. DRAKE (DEM)		LARRY A. ELDER (REP)		KEVIN PAFFRATH (DEM)		ADAM PAPAGAN (NPP)		ARMANDO "MANDO" PEREZ- SERRATO (DEM)	
0034639														
Election Day	0	0.00%	0	0.00%	0	0.00%	31	62.00%	0	0.00%	0	0.00%	1	2.00%
Vote by Mail	0	0.00%	4	0.53%	6	0.79%	369	48.75%	49	6.47%	0	0.00%	0	0.00%
Canvass	0	0.00%	0	0.00%	0	0.00%	6	50.00%	2	16.67%	0	0.00%	0	0.00%
Total	0	0.00%	4	0.49%	6	0.73%	406	49.57%	51	6.23%	0	0.00%	1	0.12%
0034726														
Election Day	0	0.00%	0	0.00%	0	0.00%	38	76.00%	0	0.00%	0	0.00%	0	0.00%
Vote by Mail	0	0.00%	12	1.40%	8	0.93%	382	44.63%	60	7.01%	0	0.00%	5	0.58%
Canvass	0	0.00%	0	0.00%	0	0.00%	1	33.33%	1	33.33%	0	0.00%	0	0.00%
Total	0	0.00%	12	1.32%	8	0.88%	421	46.31%	61	6.71%	0	0.00%	5	0.55%
0034871														
Election Day	0	0.00%	0	0.00%	0	0.00%	26	70.27%	2	5.41%	0	0.00%	0	0.00%
Vote by Mail	0	0.00%	5	0.59%	3	0.35%	426	50.30%	51	6.02%	1	0.12%	5	0.59%
Canvass	0	0.00%	0	0.00%	0	0.00%	0	0.00%	0	0.00%	0	0.00%	0	0.00%
Total	0	0.00%	5	0.57%	3	0.34%	452	51.13%	53	6.00%	1	0.11%	5	0.57%
0035127														
Election Day	0	0.00%	0	0.00%	1	1.43%	49	70.00%	0	0.00%	0	0.00%	0	0.00%
Vote by Mail	0	0.00%	3	0.47%	2	0.31%	324	50.31%	40	6.21%	0	0.00%	1	0.16%
Canvass	0	0.00%	0	0.00%	0	0.00%	1	50.00%	0	0.00%	0	0.00%	0	0.00%
Total	0	0.00%	3	0.42%	3	0.42%	374	52.23%	40	5.59%	0	0.00%	1	0.14%
0035181														
Election Day	0	0.00%	0	0.00%	0	0.00%	38	63.33%	1	1.67%	0	0.00%	0	0.00%
Vote by Mail	0	0.00%	5	0.72%	2	0.29%	348	49.93%	40	5.74%	0	0.00%	3	0.43%
Canvass	0	0.00%	0	0.00%	0	0.00%	2	50.00%	0	0.00%	0	0.00%	0	0.00%
Total	0	0.00%	5	0.66%	2	0.26%	388	50.99%	41	5.39%	0	0.00%	3	0.39%
0035224														
Election Day	0	0.00%	0	0.00%	0	0.00%	47	68.12%	0	0.00%	0	0.00%	0	0.00%
Vote by Mail	1	0.14%	11	1.56%	5	0.71%	334	47.51%	43	6.12%	0	0.00%	0	0.00%
Canvass	0	0.00%	0	0.00%	0	0.00%	1	50.00%	0	0.00%	0	0.00%	0	0.00%
Total	1	0.13%	11	1.42%	5	0.65%	382	49.35%	43	5.56%	0	0.00%	0	0.00%

Precinct	JOHN COX (REP)		HEATHER COLLINS (G-P)		DANIEL WATTS (DEM)		NICKOLAS WILDSTAR (REP)		SARAH STEPHENS (REP)		DENVER STONER (REP)		JOE M. SYMMON (REP)	
0034639														
Election Day	1	2.00%	0	0.00%	0	0.00%	0	0.00%	0	0.00%	1	2.00%	0	0.00%
Vote by Mail	24	3.17%	4	0.53%	8	1.06%	0	0.00%	0	0.00%	2	0.26%	0	0.00%
Canvass	0	0.00%	0	0.00%	0	0.00%	0	0.00%	0	0.00%	0	0.00%	0	0.00%
Total	25	3.05%	4	0.49%	8	0.98%	0	0.00%	0	0.00%	3	0.37%	0	0.00%
0034726														
Election Day	0	0.00%	1	2.00%	0	0.00%	0	0.00%	0	0.00%	0	0.00%	0	0.00%
Vote by Mail	32	3.74%	5	0.58%	11	1.29%	1	0.12%	0	0.00%	0	0.00%	0	0.00%
Canvass	0	0.00%	0	0.00%	0	0.00%	0	0.00%	0	0.00%	0	0.00%	0	0.00%
Total	32	3.52%	6	0.66%	11	1.21%	1	0.11%	0	0.00%	0	0.00%	0	0.00%
0034871														
Election Day	0	0.00%	1	2.70%	0	0.00%	0	0.00%	0	0.00%	0	0.00%	0	0.00%
Vote by Mail	25	2.95%	5	0.59%	9	1.06%	0	0.00%	0	0.00%	0	0.00%	0	0.00%
Canvass	0	0.00%	0	0.00%	0	0.00%	0	0.00%	0	0.00%	0	0.00%	0	0.00%
Total	25	2.83%	6	0.68%	9	1.02%	0	0.00%	0	0.00%	0	0.00%	0	0.00%
0035127														
Election Day	3	4.29%	0	0.00%	0	0.00%	0	0.00%	0	0.00%	0	0.00%	0	0.00%
Vote by Mail	21	3.26%	4	0.62%	10	1.55%	0	0.00%	0	0.00%	1	0.16%	1	0.16%
Canvass	1	50.00%	0	0.00%	0	0.00%	0	0.00%	0	0.00%	0	0.00%	0	0.00%
Total	25	3.49%	4	0.56%	10	1.40%	0	0.00%	0	0.00%	1	0.14%	1	0.14%
0035181														
Election Day	1	1.67%	0	0.00%	0	0.00%	0	0.00%	0	0.00%	0	0.00%	0	0.00%
Vote by Mail	40	5.74%	3	0.43%	17	2.44%	0	0.00%	1	0.14%	0	0.00%	0	0.00%
Canvass	0	0.00%	0	0.00%	0	0.00%	0	0.00%	0	0.00%	0	0.00%	0	0.00%
Total	41	5.39%	3	0.39%	17	2.23%	0	0.00%	1	0.13%	0	0.00%	0	0.00%
0035224														
Election Day	0	0.00%	0	0.00%	0	0.00%	0	0.00%	0	0.00%	0	0.00%	0	0.00%
Vote by Mail	23	3.27%	1	0.14%	9	1.28%	0	0.00%	0	0.00%	2	0.28%	0	0.00%
Canvass	0	0.00%	0	0.00%	0	0.00%	0	0.00%	0	0.00%	0	0.00%	0	0.00%
Total	23	2.97%	1	0.13%	9	1.16%	0	0.00%	0	0.00%	2	0.26%	0	0.00%

Precinct	MAJOR SINGH (NPP)		DOUG OSE (REP)		Write-in		Total Votes	ROXANNE Qualified Write In		STACY SMITH Qualified Write In		MAJOR WILLIAMS Qualified Write In	
0034639													
Election Day	0	0.00%	0	0.00%	0	0.00%	50	0	0.00%	0	0.00%	0	0.00%
Vote by Mail	2	0.26%	8	1.06%	0	0.00%	757	0	0.00%	0	0.00%	0	0.00%
Canvass	0	0.00%	0	0.00%	0	0.00%	12	0	0.00%	0	0.00%	0	0.00%
Total	2	0.24%	8	0.98%	0	0.00%	819	0	0.00%	0	0.00%	0	0.00%
0034726													
Election Day	0	0.00%	0	0.00%	0	0.00%	50	0	0.00%	0	0.00%	0	0.00%
Vote by Mail	1	0.12%	9	1.05%	3	0.35%	856	0	0.00%	0	0.00%	3	0.35%
Canvass	0	0.00%	0	0.00%	0	0.00%	3	0	0.00%	0	0.00%	0	0.00%
Total	1	0.11%	9	0.99%	3	0.33%	909	0	0.00%	0	0.00%	3	0.33%
0034871													
Election Day	0	0.00%	0	0.00%	0	0.00%	37	0	0.00%	0	0.00%	0	0.00%
Vote by Mail	0	0.00%	4	0.47%	2	0.24%	847	0	0.00%	0	0.00%	2	0.24%
Canvass	0		0		0		0	0		0		0	
Total	0	0.00%	4	0.45%	2	0.23%	884	0	0.00%	0	0.00%	2	0.23%
0035127													
Election Day	0	0.00%	0	0.00%	0	0.00%	70	0	0.00%	0	0.00%	0	0.00%
Vote by Mail	4	0.62%	5	0.78%	0	0.00%	644	0	0.00%	0	0.00%	0	0.00%
Canvass	0	0.00%	0	0.00%	0	0.00%	2	0	0.00%	0	0.00%	0	0.00%
Total	4	0.56%	5	0.70%	0	0.00%	716	0	0.00%	0	0.00%	0	0.00%
0035181													
Election Day	0	0.00%	0	0.00%	0	0.00%	60	0	0.00%	0	0.00%	0	0.00%
Vote by Mail	2	0.29%	12	1.72%	1	0.14%	697	0	0.00%	0	0.00%	1	0.14%
Canvass	0	0.00%	0	0.00%	0	0.00%	4	0	0.00%	0	0.00%	0	0.00%
Total	2	0.26%	12	1.58%	1	0.13%	761	0	0.00%	0	0.00%	1	0.13%
0035224													
Election Day	0	0.00%	0	0.00%	0	0.00%	69	0	0.00%	0	0.00%	0	0.00%
Vote by Mail	1	0.14%	9	1.28%	0	0.00%	703	0	0.00%	0	0.00%	0	0.00%
Canvass	0	0.00%	0	0.00%	0	0.00%	2	0	0.00%	0	0.00%	0	0.00%
Total	1	0.13%	9	1.16%	0	0.00%	774	0	0.00%	0	0.00%	0	0.00%

Precinct	THUY E. HUGENS Qualified Write In		MIKI HABRYN Qualified Write In		VINCE LUNDGREN Qualified Write In		VIVEK B. MOHAN Qualified Write In	
0034639								
Election Day	0	0.00%	0	0.00%	0	0.00%	0	0.00%
Vote by Mail	0	0.00%	0	0.00%	0	0.00%	0	0.00%
Canvass	0	0.00%	0	0.00%	0	0.00%	0	0.00%
Total	0	0.00%	0	0.00%	0	0.00%	0	0.00%
0034726								
Election Day	0	0.00%	0	0.00%	0	0.00%	0	0.00%
Vote by Mail	0	0.00%	0	0.00%	0	0.00%	0	0.00%
Canvass	0	0.00%	0	0.00%	0	0.00%	0	0.00%
Total	0	0.00%	0	0.00%	0	0.00%	0	0.00%
0034871								
Election Day	0	0.00%	0	0.00%	0	0.00%	0	0.00%
Vote by Mail	0	0.00%	0	0.00%	0	0.00%	0	0.00%
Canvass	0		0		0		0	
Total	0	0.00%	0	0.00%	0	0.00%	0	0.00%
0035127								
Election Day	0	0.00%	0	0.00%	0	0.00%	0	0.00%
Vote by Mail	0	0.00%	0	0.00%	0	0.00%	0	0.00%
Canvass	0	0.00%	0	0.00%	0	0.00%	0	0.00%
Total	0	0.00%	0	0.00%	0	0.00%	0	0.00%
0035181								
Election Day	0	0.00%	0	0.00%	0	0.00%	0	0.00%
Vote by Mail	0	0.00%	0	0.00%	0	0.00%	0	0.00%
Canvass	0	0.00%	0	0.00%	0	0.00%	0	0.00%
Total	0	0.00%	0	0.00%	0	0.00%	0	0.00%
0035224								
Election Day	0	0.00%	0	0.00%	0	0.00%	0	0.00%
Vote by Mail	0	0.00%	0	0.00%	0	0.00%	0	0.00%
Canvass	0	0.00%	0	0.00%	0	0.00%	0	0.00%
Total	0	0.00%	0	0.00%	0	0.00%	0	0.00%

Precinct	Times Cast	Registered Voters	Undervotes	Overvotes
0035272				
Election Day	54	1,497	3	0
Vote by Mail	1,085	1,497	342	0
Canvass	5	1,497	1	0
Total	1,144	1,497	346	0
0035402				
Election Day	60	1,726	2	0
Vote by Mail	1,080	1,726	291	1
Canvass	17	1,726	2	1
Total	1,157	1,726	295	2
0035500				
Election Day	55	1,080	4	0
Vote by Mail	695	1,080	215	0
Canvass	4	1,080	1	0
Total	754	1,080	220	0
0035636				
Election Day	34	1,774	2	0
Vote by Mail	1,340	1,774	452	0
Canvass	3	1,774	0	0
Total	1,377	1,774	454	0
0035784				
Election Day	32	1,548	3	0
Vote by Mail	1,160	1,548	365	0
Canvass	4	1,548	2	0
Total	1,196	1,548	370	0
0035805				
Election Day	45	1,953	5	0
Vote by Mail	1,484	1,953	507	0
Canvass	5	1,953	0	0
Total	1,534	1,953	512	0

Precinct	DAN KAPELOVITZ (G-P)		KEVIN K. KAUL (NPP)	
0035272				
Election Day	0	0.00%	0	0.00%
Vote by Mail	2	0.27%	2	0.27%
Canvass	0	0.00%	0	0.00%
Total	2	0.25%	2	0.25%
0035402				
Election Day	0	0.00%	0	0.00%
Vote by Mail	4	0.51%	2	0.25%
Canvass	0	0.00%	0	0.00%
Total	4	0.47%	2	0.23%
0035500				
Election Day	0	0.00%	0	0.00%
Vote by Mail	2	0.42%	1	0.21%
Canvass	0	0.00%	0	0.00%
Total	2	0.37%	1	0.19%
0035636				
Election Day	0	0.00%	0	0.00%
Vote by Mail	4	0.45%	1	0.11%
Canvass	0	0.00%	0	0.00%
Total	4	0.43%	1	0.11%
0035784				
Election Day	0	0.00%	0	0.00%
Vote by Mail	7	0.88%	0	0.00%
Canvass	0	0.00%	0	0.00%
Total	7	0.85%	0	0.00%
0035805				
Election Day	0	0.00%	0	0.00%
Vote by Mail	7	0.72%	3	0.31%
Canvass	0	0.00%	0	0.00%
Total	7	0.68%	3	0.29%

Precinct	CHAUNCEY "SLIM" KILLENS (REP)		KEVIN KILEY (REP)		PATRICK KILPATRICK (DEM)		ANTHONY TRIMINO (REP)		JOEL VENTRESCA (DEM)		KEVIN L. FAULCONER (REP)		RHONDA FURIN (REP)	
0035272														
Election Day	0	0.00%	10	19.61%	0	0.00%	1	1.96%	1	1.96%	0	0.00%	0	0.00%
Vote by Mail	1	0.13%	126	16.96%	3	0.40%	2	0.27%	26	3.50%	61	8.21%	0	0.00%
Canvass	0	0.00%	0	0.00%	0	0.00%	0	0.00%	0	0.00%	0	0.00%	0	0.00%
Total	1	0.13%	136	17.04%	3	0.38%	3	0.38%	27	3.38%	61	7.64%	0	0.00%
0035402														
Election Day	0	0.00%	6	10.34%	0	0.00%	1	1.72%	0	0.00%	2	3.45%	0	0.00%
Vote by Mail	1	0.13%	128	16.24%	2	0.25%	0	0.00%	13	1.65%	41	5.20%	0	0.00%
Canvass	0	0.00%	1	7.14%	0	0.00%	1	7.14%	0	0.00%	2	14.29%	0	0.00%
Total	1	0.12%	135	15.70%	2	0.23%	2	0.23%	13	1.51%	45	5.23%	0	0.00%
0035500														
Election Day	0	0.00%	5	9.80%	0	0.00%	1	1.96%	0	0.00%	1	1.96%	0	0.00%
Vote by Mail	0	0.00%	78	16.25%	5	1.04%	2	0.42%	8	1.67%	30	6.25%	0	0.00%
Canvass	0	0.00%	0	0.00%	0	0.00%	0	0.00%	0	0.00%	0	0.00%	0	0.00%
Total	0	0.00%	83	15.54%	5	0.94%	3	0.56%	8	1.50%	31	5.81%	0	0.00%
0035636														
Election Day	0	0.00%	6	18.75%	0	0.00%	0	0.00%	0	0.00%	0	0.00%	0	0.00%
Vote by Mail	0	0.00%	103	11.60%	10	1.13%	1	0.11%	17	1.91%	66	7.43%	1	0.11%
Canvass	0	0.00%	0	0.00%	0	0.00%	0	0.00%	0	0.00%	0	0.00%	0	0.00%
Total	0	0.00%	109	11.81%	10	1.08%	1	0.11%	17	1.84%	66	7.15%	1	0.11%
0035784														
Election Day	0	0.00%	5	17.24%	0	0.00%	1	3.45%	0	0.00%	0	0.00%	0	0.00%
Vote by Mail	0	0.00%	117	14.72%	2	0.25%	3	0.38%	17	2.14%	79	9.94%	0	0.00%
Canvass	0	0.00%	0	0.00%	0	0.00%	0	0.00%	1	50.00%	0	0.00%	0	0.00%
Total	0	0.00%	122	14.77%	2	0.24%	4	0.48%	18	2.18%	79	9.56%	0	0.00%
0035805														
Election Day	0	0.00%	7	17.50%	0	0.00%	0	0.00%	0	0.00%	0	0.00%	0	0.00%
Vote by Mail	1	0.10%	119	12.18%	3	0.31%	2	0.20%	29	2.97%	107	10.95%	1	0.10%
Canvass	0	0.00%	0	0.00%	0	0.00%	0	0.00%	0	0.00%	1	20.00%	0	0.00%
Total	1	0.10%	126	12.33%	3	0.29%	2	0.20%	29	2.84%	108	10.57%	1	0.10%

Precinct	ROBERT C. NEWMAN II (REP)		DENNIS RICHTER (NPP)		BRANDON M. ROSS (DEM)		SAM L. GALLUCCI (REP)		TED GAINES (REP)		CAITLYN JENNER (REP)		LEO S. ZACKY (REP)	
0035272														
Election Day	0	0.00%	0	0.00%	0	0.00%	0	0.00%	0	0.00%	0	0.00%	0	0.00%
Vote by Mail	1	0.13%	0	0.00%	21	2.83%	3	0.40%	9	1.21%	4	0.54%	0	0.00%
Canvass	0	0.00%	0	0.00%	0	0.00%	0	0.00%	0	0.00%	0	0.00%	0	0.00%
Total	1	0.13%	0	0.00%	21	2.63%	3	0.38%	9	1.13%	4	0.50%	0	0.00%
0035402														
Election Day	0	0.00%	0	0.00%	1	1.72%	0	0.00%	0	0.00%	1	1.72%	0	0.00%
Vote by Mail	1	0.13%	0	0.00%	24	3.05%	3	0.38%	18	2.28%	15	1.90%	0	0.00%
Canvass	0	0.00%	0	0.00%	0	0.00%	0	0.00%	1	7.14%	0	0.00%	0	0.00%
Total	1	0.12%	0	0.00%	25	2.91%	3	0.35%	19	2.21%	16	1.86%	0	0.00%
0035500														
Election Day	0	0.00%	0	0.00%	0	0.00%	0	0.00%	0	0.00%	0	0.00%	0	0.00%
Vote by Mail	0	0.00%	1	0.21%	10	2.08%	3	0.63%	12	2.50%	3	0.63%	0	0.00%
Canvass	0	0.00%	0	0.00%	0	0.00%	0	0.00%	0	0.00%	0	0.00%	0	0.00%
Total	0	0.00%	1	0.19%	10	1.87%	3	0.56%	12	2.25%	3	0.56%	0	0.00%
0035636														
Election Day	0	0.00%	0	0.00%	2	6.25%	0	0.00%	0	0.00%	0	0.00%	0	0.00%
Vote by Mail	0	0.00%	1	0.11%	37	4.17%	1	0.11%	15	1.69%	6	0.68%	0	0.00%
Canvass	0	0.00%	0	0.00%	0	0.00%	0	0.00%	0	0.00%	0	0.00%	0	0.00%
Total	0	0.00%	1	0.11%	39	4.23%	1	0.11%	15	1.63%	6	0.65%	0	0.00%
0035784														
Election Day	0	0.00%	0	0.00%	1	3.45%	0	0.00%	0	0.00%	1	3.45%	0	0.00%
Vote by Mail	0	0.00%	2	0.25%	26	3.27%	0	0.00%	13	1.64%	5	0.63%	1	0.13%
Canvass	0	0.00%	0	0.00%	0	0.00%	0	0.00%	0	0.00%	0	0.00%	0	0.00%
Total	0	0.00%	2	0.24%	27	3.27%	0	0.00%	13	1.57%	6	0.73%	1	0.12%
0035805														
Election Day	1	2.50%	0	0.00%	1	2.50%	0	0.00%	0	0.00%	0	0.00%	0	0.00%
Vote by Mail	1	0.10%	0	0.00%	30	3.07%	0	0.00%	13	1.33%	7	0.72%	0	0.00%
Canvass	0	0.00%	0	0.00%	0	0.00%	0	0.00%	0	0.00%	0	0.00%	0	0.00%
Total	2	0.20%	0	0.00%	31	3.03%	0	0.00%	13	1.27%	7	0.68%	0	0.00%

Precinct	JENNY RAE LE ROUX (REP)		DAVID LOZANO (REP)		STEVE CHAVEZ LODGE (REP)		MICHAEL LOEBBS (NPP)		DENIS LUCEY (NPP)		DIEGO MARTINEZ (REP)		JEREMIAH "JEREMY" MARCINIAK (NPP)	
0035272														
Election Day	0	0.00%	0	0.00%	0	0.00%	0	0.00%	0	0.00%	0	0.00%	0	0.00%
Vote by Mail	0	0.00%	0	0.00%	1	0.13%	2	0.27%	0	0.00%	0	0.00%	0	0.00%
Canvass	0	0.00%	0	0.00%	0	0.00%	0	0.00%	0	0.00%	0	0.00%	0	0.00%
Total	0	0.00%	0	0.00%	1	0.13%	2	0.25%	0	0.00%	0	0.00%	0	0.00%
0035402														
Election Day	0	0.00%	0	0.00%	0	0.00%	0	0.00%	0	0.00%	0	0.00%	0	0.00%
Vote by Mail	2	0.25%	0	0.00%	1	0.13%	0	0.00%	0	0.00%	0	0.00%	1	0.13%
Canvass	0	0.00%	0	0.00%	0	0.00%	0	0.00%	0	0.00%	0	0.00%	0	0.00%
Total	2	0.23%	0	0.00%	1	0.12%	0	0.00%	0	0.00%	0	0.00%	1	0.12%
0035500														
Election Day	0	0.00%	0	0.00%	0	0.00%	0	0.00%	0	0.00%	1	1.96%	0	0.00%
Vote by Mail	0	0.00%	0	0.00%	0	0.00%	0	0.00%	0	0.00%	1	0.21%	0	0.00%
Canvass	0	0.00%	0	0.00%	0	0.00%	0	0.00%	0	0.00%	0	0.00%	0	0.00%
Total	0	0.00%	0	0.00%	0	0.00%	0	0.00%	0	0.00%	2	0.37%	0	0.00%
0035636														
Election Day	0	0.00%	0	0.00%	0	0.00%	0	0.00%	0	0.00%	0	0.00%	0	0.00%
Vote by Mail	2	0.23%	0	0.00%	2	0.23%	0	0.00%	0	0.00%	1	0.11%	0	0.00%
Canvass	0	0.00%	0	0.00%	0	0.00%	0	0.00%	0	0.00%	0	0.00%	0	0.00%
Total	2	0.22%	0	0.00%	2	0.22%	0	0.00%	0	0.00%	1	0.11%	0	0.00%
0035784														
Election Day	0	0.00%	0	0.00%	0	0.00%	0	0.00%	0	0.00%	0	0.00%	0	0.00%
Vote by Mail	2	0.25%	0	0.00%	1	0.13%	4	0.50%	0	0.00%	1	0.13%	0	0.00%
Canvass	0	0.00%	0	0.00%	0	0.00%	0	0.00%	0	0.00%	0	0.00%	0	0.00%
Total	2	0.24%	0	0.00%	1	0.12%	4	0.48%	0	0.00%	1	0.12%	0	0.00%
0035805														
Election Day	0	0.00%	0	0.00%	0	0.00%	0	0.00%	0	0.00%	0	0.00%	0	0.00%
Vote by Mail	1	0.10%	0	0.00%	3	0.31%	1	0.10%	0	0.00%	1	0.10%	0	0.00%
Canvass	0	0.00%	0	0.00%	0	0.00%	0	0.00%	0	0.00%	0	0.00%	0	0.00%
Total	1	0.10%	0	0.00%	3	0.29%	1	0.10%	0	0.00%	1	0.10%	0	0.00%

Precinct	DANIEL MERCURI (REP)		JACQUELINE MCGOWAN (DEM)		DAVID MOORE (NPP)		DAVID ALEXANDER BRAMANTE (REP)		HOLLY L. BAADE (DEM)		ANGELYNE (NPP)		JAMES G. HANINK (NPP)	
0035272														
Election Day	0	0.00%	1	1.96%	0	0.00%	0	0.00%	0	0.00%	0	0.00%	0	0.00%
Vote by Mail	1	0.13%	20	2.69%	3	0.40%	0	0.00%	6	0.81%	1	0.13%	0	0.00%
Canvass	0	0.00%	0	0.00%	0	0.00%	0	0.00%	0	0.00%	0	0.00%	0	0.00%
Total	1	0.13%	21	2.63%	3	0.38%	0	0.00%	6	0.75%	1	0.13%	0	0.00%
0035402														
Election Day	1	1.72%	1	1.72%	0	0.00%	0	0.00%	0	0.00%	0	0.00%	0	0.00%
Vote by Mail	1	0.13%	23	2.92%	0	0.00%	2	0.25%	5	0.63%	1	0.13%	0	0.00%
Canvass	0	0.00%	0	0.00%	0	0.00%	0	0.00%	0	0.00%	0	0.00%	0	0.00%
Total	2	0.23%	24	2.79%	0	0.00%	2	0.23%	5	0.58%	1	0.12%	0	0.00%
0035500														
Election Day	0	0.00%	0	0.00%	0	0.00%	0	0.00%	0	0.00%	0	0.00%	0	0.00%
Vote by Mail	0	0.00%	7	1.46%	0	0.00%	0	0.00%	7	1.46%	1	0.21%	0	0.00%
Canvass	0	0.00%	0	0.00%	0	0.00%	0	0.00%	0	0.00%	0	0.00%	0	0.00%
Total	0	0.00%	7	1.31%	0	0.00%	0	0.00%	7	1.31%	1	0.19%	0	0.00%
0035636														
Election Day	0	0.00%	0	0.00%	0	0.00%	0	0.00%	0	0.00%	0	0.00%	0	0.00%
Vote by Mail	1	0.11%	13	1.46%	1	0.11%	2	0.23%	7	0.79%	2	0.23%	0	0.00%
Canvass	0	0.00%	0	0.00%	0	0.00%	0	0.00%	0	0.00%	0	0.00%	0	0.00%
Total	1	0.11%	13	1.41%	1	0.11%	2	0.22%	7	0.76%	2	0.22%	0	0.00%
0035784														
Election Day	0	0.00%	0	0.00%	0	0.00%	0	0.00%	0	0.00%	0	0.00%	0	0.00%
Vote by Mail	0	0.00%	12	1.51%	2	0.25%	0	0.00%	3	0.38%	1	0.13%	0	0.00%
Canvass	0	0.00%	0	0.00%	0	0.00%	0	0.00%	0	0.00%	0	0.00%	0	0.00%
Total	0	0.00%	12	1.45%	2	0.24%	0	0.00%	3	0.36%	1	0.12%	0	0.00%
0035805														
Election Day	0	0.00%	2	5.00%	0	0.00%	0	0.00%	0	0.00%	0	0.00%	0	0.00%
Vote by Mail	0	0.00%	9	0.92%	1	0.10%	1	0.10%	3	0.31%	1	0.10%	2	0.20%
Canvass	0	0.00%	0	0.00%	0	0.00%	0	0.00%	0	0.00%	0	0.00%	0	0.00%
Total	0	0.00%	11	1.08%	1	0.10%	1	0.10%	3	0.29%	1	0.10%	2	0.20%

Precinct	DAVID HILLBERG (REP)		JEFF HEWITT (LIB)		JOHN R. DRAKE (DEM)		LARRY A. ELDER (REP)		KEVIN PAFFRATH (DEM)		ADAM PAPAGAN (NPP)		ARMANDO "MANDO" PEREZ- SERRATO (DEM)	
0035272														
Election Day	0	0.00%	0	0.00%	1	1.96%	35	68.63%	2	3.92%	0	0.00%	0	0.00%
Vote by Mail	0	0.00%	5	0.67%	4	0.54%	334	44.95%	53	7.13%	1	0.13%	1	0.13%
Canvass	0	0.00%	0	0.00%	0	0.00%	4	100.00%	0	0.00%	0	0.00%	0	0.00%
Total	0	0.00%	5	0.63%	5	0.63%	373	46.74%	55	6.89%	1	0.13%	1	0.13%
0035402														
Election Day	0	0.00%	0	0.00%	1	1.72%	44	75.86%	0	0.00%	0	0.00%	0	0.00%
Vote by Mail	0	0.00%	8	1.02%	2	0.25%	396	50.25%	42	5.33%	0	0.00%	3	0.38%
Canvass	0	0.00%	0	0.00%	0	0.00%	7	50.00%	0	0.00%	0	0.00%	0	0.00%
Total	0	0.00%	8	0.93%	3	0.35%	447	51.98%	42	4.88%	0	0.00%	3	0.35%
0035500														
Election Day	0	0.00%	0	0.00%	0	0.00%	38	74.51%	2	3.92%	0	0.00%	0	0.00%
Vote by Mail	0	0.00%	6	1.25%	0	0.00%	203	42.29%	58	12.08%	0	0.00%	0	0.00%
Canvass	0	0.00%	0	0.00%	0	0.00%	3	100.00%	0	0.00%	0	0.00%	0	0.00%
Total	0	0.00%	6	1.12%	0	0.00%	244	45.69%	60	11.24%	0	0.00%	0	0.00%
0035636														
Election Day	0	0.00%	0	0.00%	0	0.00%	21	65.63%	1	3.13%	0	0.00%	0	0.00%
Vote by Mail	0	0.00%	6	0.68%	1	0.11%	455	51.24%	77	8.67%	0	0.00%	1	0.11%
Canvass	0	0.00%	0	0.00%	0	0.00%	3	100.00%	0	0.00%	0	0.00%	0	0.00%
Total	0	0.00%	6	0.65%	1	0.11%	479	51.90%	78	8.45%	0	0.00%	1	0.11%
0035784														
Election Day	0	0.00%	0	0.00%	0	0.00%	21	72.41%	0	0.00%	0	0.00%	0	0.00%
Vote by Mail	0	0.00%	5	0.63%	1	0.13%	366	46.04%	62	7.80%	0	0.00%	1	0.13%
Canvass	0	0.00%	0	0.00%	0	0.00%	1	50.00%	0	0.00%	0	0.00%	0	0.00%
Total	0	0.00%	5	0.61%	1	0.12%	388	46.97%	62	7.51%	0	0.00%	1	0.12%
0035805														
Election Day	0	0.00%	0	0.00%	0	0.00%	28	70.00%	0	0.00%	0	0.00%	0	0.00%
Vote by Mail	2	0.20%	3	0.31%	3	0.31%	484	49.54%	76	7.78%	0	0.00%	1	0.10%
Canvass	0	0.00%	0	0.00%	0	0.00%	3	60.00%	1	20.00%	0	0.00%	0	0.00%
Total	2	0.20%	3	0.29%	3	0.29%	515	50.39%	77	7.53%	0	0.00%	1	0.10%

Precinct	JOHN COX (REP)		HEATHER COLLINS (G-P)		DANIEL WATTS (DEM)		NICKOLAS WILDSTAR (REP)		SARAH STEPHENS (REP)		DENVER STONER (REP)		JOE M. SYMMON (REP)	
0035272														
Election Day	0	0.00%	0	0.00%	0	0.00%	0	0.00%	0	0.00%	0	0.00%	0	0.00%
Vote by Mail	23	3.10%	3	0.40%	7	0.94%	2	0.27%	0	0.00%	0	0.00%	0	0.00%
Canvass	0	0.00%	0	0.00%	0	0.00%	0	0.00%	0	0.00%	0	0.00%	0	0.00%
Total	23	2.88%	3	0.38%	7	0.88%	2	0.25%	0	0.00%	0	0.00%	0	0.00%
0035402														
Election Day	0	0.00%	0	0.00%	0	0.00%	0	0.00%	0	0.00%	0	0.00%	0	0.00%
Vote by Mail	26	3.30%	5	0.63%	10	1.27%	0	0.00%	0	0.00%	0	0.00%	0	0.00%
Canvass	1	7.14%	1	7.14%	0	0.00%	0	0.00%	0	0.00%	0	0.00%	0	0.00%
Total	27	3.14%	6	0.70%	10	1.16%	0	0.00%	0	0.00%	0	0.00%	0	0.00%
0035500														
Election Day	2	3.92%	0	0.00%	1	1.96%	0	0.00%	0	0.00%	0	0.00%	0	0.00%
Vote by Mail	25	5.21%	2	0.42%	7	1.46%	0	0.00%	1	0.21%	1	0.21%	0	0.00%
Canvass	0	0.00%	0	0.00%	0	0.00%	0	0.00%	0	0.00%	0	0.00%	0	0.00%
Total	27	5.06%	2	0.37%	8	1.50%	0	0.00%	1	0.19%	1	0.19%	0	0.00%
0035636														
Election Day	1	3.13%	0	0.00%	0	0.00%	0	0.00%	0	0.00%	0	0.00%	0	0.00%
Vote by Mail	27	3.04%	5	0.56%	16	1.80%	0	0.00%	0	0.00%	1	0.11%	0	0.00%
Canvass	0	0.00%	0	0.00%	0	0.00%	0	0.00%	0	0.00%	0	0.00%	0	0.00%
Total	28	3.03%	5	0.54%	16	1.73%	0	0.00%	0	0.00%	1	0.11%	0	0.00%
0035784														
Election Day	0	0.00%	0	0.00%	0	0.00%	0	0.00%	0	0.00%	0	0.00%	0	0.00%
Vote by Mail	39	4.91%	5	0.63%	2	0.25%	0	0.00%	0	0.00%	1	0.13%	0	0.00%
Canvass	0	0.00%	0	0.00%	0	0.00%	0	0.00%	0	0.00%	0	0.00%	0	0.00%
Total	39	4.72%	5	0.61%	2	0.24%	0	0.00%	0	0.00%	1	0.12%	0	0.00%
0035805														
Election Day	0	0.00%	0	0.00%	0	0.00%	0	0.00%	0	0.00%	0	0.00%	0	0.00%
Vote by Mail	33	3.38%	5	0.51%	10	1.02%	2	0.20%	0	0.00%	2	0.20%	0	0.00%
Canvass	0	0.00%	0	0.00%	0	0.00%	0	0.00%	0	0.00%	0	0.00%	0	0.00%
Total	33	3.23%	5	0.49%	10	0.98%	2	0.20%	0	0.00%	2	0.20%	0	0.00%

Precinct	MAJOR SINGH (NPP)		DOUG OSE (REP)		Write-in		Total Votes	ROXANNE Qualified Write In		STACY SMITH Qualified Write In		MAJOR WILLIAMS Qualified Write In	
0035272													
Election Day	0	0.00%	0	0.00%	0	0.00%	51	0	0.00%	0	0.00%	0	0.00%
Vote by Mail	0	0.00%	12	1.62%	3	0.40%	743	0	0.00%	0	0.00%	3	0.40%
Canvass	0	0.00%	0	0.00%	0	0.00%	4	0	0.00%	0	0.00%	0	0.00%
Total	0	0.00%	12	1.50%	3	0.38%	798	0	0.00%	0	0.00%	3	0.38%
0035402													
Election Day	0	0.00%	0	0.00%	0	0.00%	58	0	0.00%	0	0.00%	0	0.00%
Vote by Mail	1	0.13%	6	0.76%	1	0.13%	788	0	0.00%	0	0.00%	1	0.13%
Canvass	0	0.00%	0	0.00%	0	0.00%	14	0	0.00%	0	0.00%	0	0.00%
Total	1	0.12%	6	0.70%	1	0.12%	860	0	0.00%	0	0.00%	1	0.12%
0035500													
Election Day	0	0.00%	0	0.00%	0	0.00%	51	0	0.00%	0	0.00%	0	0.00%
Vote by Mail	2	0.42%	4	0.83%	0	0.00%	480	0	0.00%	0	0.00%	0	0.00%
Canvass	0	0.00%	0	0.00%	0	0.00%	3	0	0.00%	0	0.00%	0	0.00%
Total	2	0.37%	4	0.75%	0	0.00%	534	0	0.00%	0	0.00%	0	0.00%
0035636													
Election Day	0	0.00%	1	3.13%	0	0.00%	32	0	0.00%	0	0.00%	0	0.00%
Vote by Mail	0	0.00%	5	0.56%	0	0.00%	888	0	0.00%	0	0.00%	0	0.00%
Canvass	0	0.00%	0	0.00%	0	0.00%	3	0	0.00%	0	0.00%	0	0.00%
Total	0	0.00%	6	0.65%	0	0.00%	923	0	0.00%	0	0.00%	0	0.00%
0035784													
Election Day	0	0.00%	0	0.00%	0	0.00%	29	0	0.00%	0	0.00%	0	0.00%
Vote by Mail	5	0.63%	10	1.26%	0	0.00%	795	0	0.00%	0	0.00%	0	0.00%
Canvass	0	0.00%	0	0.00%	0	0.00%	2	0	0.00%	0	0.00%	0	0.00%
Total	5	0.61%	10	1.21%	0	0.00%	826	0	0.00%	0	0.00%	0	0.00%
0035805													
Election Day	0	0.00%	1	2.50%	0	0.00%	40	0	0.00%	0	0.00%	0	0.00%
Vote by Mail	2	0.20%	7	0.72%	1	0.10%	977	0	0.00%	0	0.00%	1	0.10%
Canvass	0	0.00%	0	0.00%	0	0.00%	5	0	0.00%	0	0.00%	0	0.00%
Total	2	0.20%	8	0.78%	1	0.10%	1,022	0	0.00%	0	0.00%	1	0.10%

Precinct	THUY E. HUGENS Qualified Write In		MIKI HABRYN Qualified Write In		VINCE LUNDGREN Qualified Write In		VIVEK B. MOHAN Qualified Write In	
0035272								
Election Day	0	0.00%	0	0.00%	0	0.00%	0	0.00%
Vote by Mail	0	0.00%	0	0.00%	0	0.00%	0	0.00%
Canvass	0	0.00%	0	0.00%	0	0.00%	0	0.00%
Total	0	0.00%	0	0.00%	0	0.00%	0	0.00%
0035402								
Election Day	0	0.00%	0	0.00%	0	0.00%	0	0.00%
Vote by Mail	0	0.00%	0	0.00%	0	0.00%	0	0.00%
Canvass	0	0.00%	0	0.00%	0	0.00%	0	0.00%
Total	0	0.00%	0	0.00%	0	0.00%	0	0.00%
0035500								
Election Day	0	0.00%	0	0.00%	0	0.00%	0	0.00%
Vote by Mail	0	0.00%	0	0.00%	0	0.00%	0	0.00%
Canvass	0	0.00%	0	0.00%	0	0.00%	0	0.00%
Total	0	0.00%	0	0.00%	0	0.00%	0	0.00%
0035636								
Election Day	0	0.00%	0	0.00%	0	0.00%	0	0.00%
Vote by Mail	0	0.00%	0	0.00%	0	0.00%	0	0.00%
Canvass	0	0.00%	0	0.00%	0	0.00%	0	0.00%
Total	0	0.00%	0	0.00%	0	0.00%	0	0.00%
0035784								
Election Day	0	0.00%	0	0.00%	0	0.00%	0	0.00%
Vote by Mail	0	0.00%	0	0.00%	0	0.00%	0	0.00%
Canvass	0	0.00%	0	0.00%	0	0.00%	0	0.00%
Total	0	0.00%	0	0.00%	0	0.00%	0	0.00%
0035805								
Election Day	0	0.00%	0	0.00%	0	0.00%	0	0.00%
Vote by Mail	0	0.00%	0	0.00%	0	0.00%	0	0.00%
Canvass	0	0.00%	0	0.00%	0	0.00%	0	0.00%
Total	0	0.00%	0	0.00%	0	0.00%	0	0.00%

Precinct	Times Cast	Registered Voters	Undervotes	Overvotes
0035852				
Election Day	29	1,656	0	0
Vote by Mail	1,280	1,656	434	0
Canvass	1	1,656	0	0
Total	1,310	1,656	434	0
0036005				
Election Day	84	1,821	6	0
Vote by Mail	1,216	1,821	437	1
Canvass	12	1,821	2	0
Total	1,312	1,821	445	1
0036104				
Election Day	60	1,950	8	0
Vote by Mail	1,318	1,950	470	2
Canvass	7	1,950	4	0
Total	1,385	1,950	482	2
0036176				
Election Day	88	1,745	9	0
Vote by Mail	1,015	1,745	325	2
Canvass	15	1,745	1	0
Total	1,118	1,745	335	2
0036274				
Election Day	77	1,709	2	0
Vote by Mail	1,154	1,709	311	1
Canvass	3	1,709	1	0
Total	1,234	1,709	314	1
0036407				
Election Day	52	1,891	3	0
Vote by Mail	1,276	1,891	438	0
Canvass	8	1,891	0	0
Total	1,336	1,891	441	0

Precinct	DAN KAPELOVITZ (G-P)		KEVIN K. KAUL (NPP)	
0035852				
Election Day	0	0.00%	0	0.00%
Vote by Mail	2	0.24%	1	0.12%
Canvass	0	0.00%	0	0.00%
Total	2	0.23%	1	0.11%
0036005				
Election Day	0	0.00%	0	0.00%
Vote by Mail	6	0.77%	2	0.26%
Canvass	0	0.00%	0	0.00%
Total	6	0.69%	2	0.23%
0036104				
Election Day	0	0.00%	0	0.00%
Vote by Mail	8	0.95%	0	0.00%
Canvass	0	0.00%	0	0.00%
Total	8	0.89%	0	0.00%
0036176				
Election Day	1	1.27%	0	0.00%
Vote by Mail	2	0.29%	1	0.15%
Canvass	0	0.00%	0	0.00%
Total	3	0.38%	1	0.13%
0036274				
Election Day	0	0.00%	0	0.00%
Vote by Mail	3	0.36%	1	0.12%
Canvass	0	0.00%	0	0.00%
Total	3	0.33%	1	0.11%
0036407				
Election Day	0	0.00%	0	0.00%
Vote by Mail	1	0.12%	1	0.12%
Canvass	0	0.00%	0	0.00%
Total	1	0.11%	1	0.11%

Precinct	CHAUNCEY "SLIM" KILLENS (REP)		KEVIN KILEY (REP)		PATRICK KILPATRICK (DEM)		ANTHONY TRIMINO (REP)		JOEL VENTRESCA (DEM)		KEVIN L. FAULCONER (REP)		RHONDA FURIN (REP)	
0035852														
Election Day	0	0.00%	3	10.34%	0	0.00%	1	3.45%	1	3.45%	0	0.00%	0	0.00%
Vote by Mail	1	0.12%	110	13.00%	2	0.24%	1	0.12%	14	1.65%	104	12.29%	1	0.12%
Canvass	0	0.00%	0	0.00%	0	0.00%	0	0.00%	0	0.00%	0	0.00%	0	0.00%
Total	1	0.11%	113	12.90%	2	0.23%	2	0.23%	15	1.71%	104	11.87%	1	0.11%
0036005														
Election Day	0	0.00%	13	16.67%	1	1.28%	2	2.56%	1	1.28%	4	5.13%	0	0.00%
Vote by Mail	1	0.13%	112	14.40%	6	0.77%	4	0.51%	19	2.44%	66	8.48%	0	0.00%
Canvass	0	0.00%	1	10.00%	0	0.00%	0	0.00%	1	10.00%	0	0.00%	0	0.00%
Total	1	0.12%	126	14.55%	7	0.81%	6	0.69%	21	2.42%	70	8.08%	0	0.00%
0036104														
Election Day	0	0.00%	6	11.54%	0	0.00%	0	0.00%	1	1.92%	1	1.92%	0	0.00%
Vote by Mail	0	0.00%	116	13.71%	3	0.35%	1	0.12%	30	3.55%	74	8.75%	0	0.00%
Canvass	0	0.00%	0	0.00%	0	0.00%	0	0.00%	1	33.33%	0	0.00%	0	0.00%
Total	0	0.00%	122	13.54%	3	0.33%	1	0.11%	32	3.55%	75	8.32%	0	0.00%
0036176														
Election Day	0	0.00%	10	12.66%	0	0.00%	2	2.53%	1	1.27%	1	1.27%	0	0.00%
Vote by Mail	0	0.00%	126	18.31%	4	0.58%	4	0.58%	15	2.18%	48	6.98%	1	0.15%
Canvass	0	0.00%	1	7.14%	0	0.00%	0	0.00%	0	0.00%	1	7.14%	0	0.00%
Total	0	0.00%	137	17.54%	4	0.51%	6	0.77%	16	2.05%	50	6.40%	1	0.13%
0036274														
Election Day	0	0.00%	9	12.00%	1	1.33%	0	0.00%	2	2.67%	0	0.00%	0	0.00%
Vote by Mail	1	0.12%	141	16.75%	7	0.83%	1	0.12%	18	2.14%	72	8.55%	0	0.00%
Canvass	0	0.00%	1	50.00%	0	0.00%	0	0.00%	0	0.00%	0	0.00%	0	0.00%
Total	1	0.11%	151	16.43%	8	0.87%	1	0.11%	20	2.18%	72	7.83%	0	0.00%
0036407														
Election Day	0	0.00%	13	26.53%	0	0.00%	0	0.00%	0	0.00%	0	0.00%	0	0.00%
Vote by Mail	0	0.00%	173	20.64%	8	0.95%	3	0.36%	25	2.98%	70	8.35%	0	0.00%
Canvass	0	0.00%	0	0.00%	0	0.00%	0	0.00%	0	0.00%	2	25.00%	0	0.00%
Total	0	0.00%	186	20.78%	8	0.89%	3	0.34%	25	2.79%	72	8.04%	0	0.00%

Precinct	ROBERT C. NEWMAN II (REP)		DENNIS RICHTER (NPP)		BRANDON M. ROSS (DEM)		SAM L. GALLUCCI (REP)		TED GAINES (REP)		CAITLYN JENNER (REP)		LEO S. ZACKY (REP)	
0035852														
Election Day	0	0.00%	0	0.00%	1	3.45%	0	0.00%	0	0.00%	0	0.00%	0	0.00%
Vote by Mail	0	0.00%	1	0.12%	35	4.14%	0	0.00%	16	1.89%	14	1.65%	0	0.00%
Canvass	0	0.00%	0	0.00%	0	0.00%	0	0.00%	0	0.00%	0	0.00%	0	0.00%
Total	0	0.00%	1	0.11%	36	4.11%	0	0.00%	16	1.83%	14	1.60%	0	0.00%
0036005														
Election Day	0	0.00%	0	0.00%	2	2.56%	0	0.00%	0	0.00%	0	0.00%	0	0.00%
Vote by Mail	0	0.00%	0	0.00%	26	3.34%	0	0.00%	20	2.57%	18	2.31%	1	0.13%
Canvass	0	0.00%	0	0.00%	2	20.00%	0	0.00%	0	0.00%	0	0.00%	0	0.00%
Total	0	0.00%	0	0.00%	30	3.46%	0	0.00%	20	2.31%	18	2.08%	1	0.12%
0036104														
Election Day	0	0.00%	0	0.00%	2	3.85%	0	0.00%	1	1.92%	0	0.00%	0	0.00%
Vote by Mail	3	0.35%	0	0.00%	33	3.90%	0	0.00%	11	1.30%	5	0.59%	0	0.00%
Canvass	0	0.00%	0	0.00%	0	0.00%	0	0.00%	0	0.00%	0	0.00%	0	0.00%
Total	3	0.33%	0	0.00%	35	3.88%	0	0.00%	12	1.33%	5	0.55%	0	0.00%
0036176														
Election Day	0	0.00%	0	0.00%	2	2.53%	0	0.00%	1	1.27%	0	0.00%	0	0.00%
Vote by Mail	1	0.15%	0	0.00%	19	2.76%	0	0.00%	25	3.63%	9	1.31%	0	0.00%
Canvass	0	0.00%	0	0.00%	0	0.00%	0	0.00%	0	0.00%	1	7.14%	0	0.00%
Total	1	0.13%	0	0.00%	21	2.69%	0	0.00%	26	3.33%	10	1.28%	0	0.00%
0036274														
Election Day	0	0.00%	0	0.00%	0	0.00%	1	1.33%	0	0.00%	0	0.00%	0	0.00%
Vote by Mail	1	0.12%	4	0.48%	37	4.39%	2	0.24%	25	2.97%	11	1.31%	0	0.00%
Canvass	0	0.00%	0	0.00%	0	0.00%	0	0.00%	0	0.00%	0	0.00%	0	0.00%
Total	1	0.11%	4	0.44%	37	4.03%	3	0.33%	25	2.72%	11	1.20%	0	0.00%
0036407														
Election Day	0	0.00%	0	0.00%	2	4.08%	0	0.00%	1	2.04%	1	2.04%	0	0.00%
Vote by Mail	0	0.00%	1	0.12%	41	4.89%	0	0.00%	17	2.03%	7	0.84%	1	0.12%
Canvass	0	0.00%	0	0.00%	0	0.00%	0	0.00%	0	0.00%	1	12.50%	0	0.00%
Total	0	0.00%	1	0.11%	43	4.80%	0	0.00%	18	2.01%	9	1.01%	1	0.11%

Precinct	JENNY RAE LE ROUX (REP)		DAVID LOZANO (REP)		STEVE CHAVEZ LODGE (REP)		MICHAEL LOEBBS (NPP)		DENIS LUCEY (NPP)		DIEGO MARTINEZ (REP)		JEREMIAH "JEREMY" MARCINIAK (NPP)	
0035852														
Election Day	0	0.00%	0	0.00%	0	0.00%	0	0.00%	0	0.00%	0	0.00%	0	0.00%
Vote by Mail	2	0.24%	2	0.24%	2	0.24%	2	0.24%	0	0.00%	0	0.00%	0	0.00%
Canvass	0	0.00%	0	0.00%	0	0.00%	0	0.00%	0	0.00%	0	0.00%	0	0.00%
Total	2	0.23%	2	0.23%	2	0.23%	2	0.23%	0	0.00%	0	0.00%	0	0.00%
0036005														
Election Day	0	0.00%	0	0.00%	0	0.00%	0	0.00%	0	0.00%	0	0.00%	0	0.00%
Vote by Mail	1	0.13%	0	0.00%	2	0.26%	3	0.39%	0	0.00%	1	0.13%	1	0.13%
Canvass	0	0.00%	0	0.00%	0	0.00%	0	0.00%	0	0.00%	0	0.00%	0	0.00%
Total	1	0.12%	0	0.00%	2	0.23%	3	0.35%	0	0.00%	1	0.12%	1	0.12%
0036104														
Election Day	0	0.00%	0	0.00%	0	0.00%	0	0.00%	0	0.00%	0	0.00%	0	0.00%
Vote by Mail	1	0.12%	1	0.12%	0	0.00%	1	0.12%	0	0.00%	0	0.00%	0	0.00%
Canvass	0	0.00%	0	0.00%	0	0.00%	0	0.00%	0	0.00%	0	0.00%	0	0.00%
Total	1	0.11%	1	0.11%	0	0.00%	1	0.11%	0	0.00%	0	0.00%	0	0.00%
0036176														
Election Day	0	0.00%	0	0.00%	1	1.27%	0	0.00%	0	0.00%	0	0.00%	0	0.00%
Vote by Mail	0	0.00%	0	0.00%	2	0.29%	1	0.15%	0	0.00%	1	0.15%	0	0.00%
Canvass	1	7.14%	0	0.00%	0	0.00%	0	0.00%	0	0.00%	0	0.00%	0	0.00%
Total	1	0.13%	0	0.00%	3	0.38%	1	0.13%	0	0.00%	1	0.13%	0	0.00%
0036274														
Election Day	0	0.00%	0	0.00%	0	0.00%	0	0.00%	0	0.00%	0	0.00%	0	0.00%
Vote by Mail	0	0.00%	2	0.24%	1	0.12%	0	0.00%	1	0.12%	1	0.12%	0	0.00%
Canvass	0	0.00%	0	0.00%	0	0.00%	0	0.00%	0	0.00%	0	0.00%	0	0.00%
Total	0	0.00%	2	0.22%	1	0.11%	0	0.00%	1	0.11%	1	0.11%	0	0.00%
0036407														
Election Day	0	0.00%	0	0.00%	0	0.00%	0	0.00%	0	0.00%	0	0.00%	0	0.00%
Vote by Mail	0	0.00%	0	0.00%	0	0.00%	3	0.36%	0	0.00%	0	0.00%	0	0.00%
Canvass	0	0.00%	0	0.00%	0	0.00%	0	0.00%	0	0.00%	0	0.00%	0	0.00%
Total	0	0.00%	0	0.00%	0	0.00%	3	0.34%	0	0.00%	0	0.00%	0	0.00%

Precinct	DANIEL MERCURI (REP)		JACQUELINE MCGOWAN (DEM)		DAVID MOORE (NPP)		DAVID ALEXANDER BRAMANTE (REP)		HOLLY L. BAADE (DEM)		ANGELYNE (NPP)		JAMES G. HANINK (NPP)	
0035852														
Election Day	0	0.00%	0	0.00%	0	0.00%	0	0.00%	0	0.00%	0	0.00%	0	0.00%
Vote by Mail	2	0.24%	21	2.48%	1	0.12%	0	0.00%	3	0.35%	2	0.24%	1	0.12%
Canvass	0	0.00%	0	0.00%	0	0.00%	0	0.00%	0	0.00%	0	0.00%	0	0.00%
Total	2	0.23%	21	2.40%	1	0.11%	0	0.00%	3	0.34%	2	0.23%	1	0.11%
0036005														
Election Day	0	0.00%	2	2.56%	0	0.00%	0	0.00%	0	0.00%	0	0.00%	0	0.00%
Vote by Mail	0	0.00%	18	2.31%	0	0.00%	2	0.26%	11	1.41%	1	0.13%	0	0.00%
Canvass	0	0.00%	0	0.00%	0	0.00%	0	0.00%	1	10.00%	0	0.00%	0	0.00%
Total	0	0.00%	20	2.31%	0	0.00%	2	0.23%	12	1.39%	1	0.12%	0	0.00%
0036104														
Election Day	0	0.00%	0	0.00%	0	0.00%	0	0.00%	0	0.00%	0	0.00%	0	0.00%
Vote by Mail	0	0.00%	9	1.06%	3	0.35%	0	0.00%	7	0.83%	2	0.24%	1	0.12%
Canvass	0	0.00%	1	33.33%	0	0.00%	0	0.00%	0	0.00%	0	0.00%	0	0.00%
Total	0	0.00%	10	1.11%	3	0.33%	0	0.00%	7	0.78%	2	0.22%	1	0.11%
0036176														
Election Day	0	0.00%	2	2.53%	0	0.00%	0	0.00%	0	0.00%	0	0.00%	0	0.00%
Vote by Mail	0	0.00%	13	1.89%	4	0.58%	1	0.15%	3	0.44%	2	0.29%	0	0.00%
Canvass	0	0.00%	1	7.14%	0	0.00%	0	0.00%	0	0.00%	0	0.00%	0	0.00%
Total	0	0.00%	16	2.05%	4	0.51%	1	0.13%	3	0.38%	2	0.26%	0	0.00%
0036274														
Election Day	1	1.33%	1	1.33%	0	0.00%	0	0.00%	0	0.00%	0	0.00%	0	0.00%
Vote by Mail	0	0.00%	8	0.95%	1	0.12%	0	0.00%	6	0.71%	1	0.12%	1	0.12%
Canvass	0	0.00%	0	0.00%	0	0.00%	0	0.00%	0	0.00%	0	0.00%	0	0.00%
Total	1	0.11%	9	0.98%	1	0.11%	0	0.00%	6	0.65%	1	0.11%	1	0.11%
0036407														
Election Day	0	0.00%	0	0.00%	0	0.00%	0	0.00%	0	0.00%	0	0.00%	0	0.00%
Vote by Mail	0	0.00%	23	2.74%	3	0.36%	0	0.00%	13	1.55%	1	0.12%	0	0.00%
Canvass	0	0.00%	0	0.00%	0	0.00%	0	0.00%	0	0.00%	0	0.00%	0	0.00%
Total	0	0.00%	23	2.57%	3	0.34%	0	0.00%	13	1.45%	1	0.11%	0	0.00%

Precinct	DAVID HILLBERG (REP)		JEFF HEWITT (LIB)		JOHN R. DRAKE (DEM)		LARRY A. ELDER (REP)		KEVIN PAFFRATH (DEM)		ADAM PAPAGAN (NPP)		ARMANDO "MANDO" PEREZ-SERRATO (DEM)	
0035852														
Election Day	0	0.00%	0	0.00%	0	0.00%	19	65.52%	4	13.79%	0	0.00%	0	0.00%
Vote by Mail	0	0.00%	2	0.24%	4	0.47%	373	44.09%	65	7.68%	0	0.00%	1	0.12%
Canvass	0	0.00%	0	0.00%	0	0.00%	1	100.00%	0	0.00%	0	0.00%	0	0.00%
Total	0	0.00%	2	0.23%	4	0.46%	393	44.86%	69	7.88%	0	0.00%	1	0.11%
0036005														
Election Day	0	0.00%	0	0.00%	0	0.00%	51	65.38%	0	0.00%	0	0.00%	0	0.00%
Vote by Mail	0	0.00%	4	0.51%	3	0.39%	320	41.13%	62	7.97%	0	0.00%	0	0.00%
Canvass	0	0.00%	0	0.00%	1	10.00%	4	40.00%	0	0.00%	0	0.00%	0	0.00%
Total	0	0.00%	4	0.46%	4	0.46%	375	43.30%	62	7.16%	0	0.00%	0	0.00%
0036104														
Election Day	0	0.00%	0	0.00%	0	0.00%	38	73.08%	1	1.92%	0	0.00%	0	0.00%
Vote by Mail	1	0.12%	7	0.83%	4	0.47%	354	41.84%	114	13.48%	0	0.00%	3	0.35%
Canvass	0	0.00%	0	0.00%	0	0.00%	0	0.00%	1	33.33%	0	0.00%	0	0.00%
Total	1	0.11%	7	0.78%	4	0.44%	392	43.51%	116	12.87%	0	0.00%	3	0.33%
0036176														
Election Day	0	0.00%	2	2.53%	0	0.00%	53	67.09%	2	2.53%	0	0.00%	0	0.00%
Vote by Mail	0	0.00%	2	0.29%	8	1.16%	304	44.19%	36	5.23%	0	0.00%	2	0.29%
Canvass	0	0.00%	0	0.00%	0	0.00%	9	64.29%	0	0.00%	0	0.00%	0	0.00%
Total	0	0.00%	4	0.51%	8	1.02%	366	46.86%	38	4.87%	0	0.00%	2	0.26%
0036274														
Election Day	0	0.00%	1	1.33%	0	0.00%	54	72.00%	1	1.33%	0	0.00%	0	0.00%
Vote by Mail	0	0.00%	6	0.71%	0	0.00%	378	44.89%	50	5.94%	0	0.00%	2	0.24%
Canvass	0	0.00%	0	0.00%	0	0.00%	1	50.00%	0	0.00%	0	0.00%	0	0.00%
Total	0	0.00%	7	0.76%	0	0.00%	433	47.12%	51	5.55%	0	0.00%	2	0.22%
0036407														
Election Day	0	0.00%	0	0.00%	0	0.00%	28	57.14%	2	4.08%	0	0.00%	0	0.00%
Vote by Mail	0	0.00%	5	0.60%	3	0.36%	322	38.42%	59	7.04%	0	0.00%	0	0.00%
Canvass	0	0.00%	0	0.00%	0	0.00%	5	62.50%	0	0.00%	0	0.00%	0	0.00%
Total	0	0.00%	5	0.56%	3	0.34%	355	39.66%	61	6.82%	0	0.00%	0	0.00%

Precinct	JOHN COX (REP)		HEATHER COLLINS (G-P)		DANIEL WATTS (DEM)		NICKOLAS WILDSTAR (REP)		SARAH STEPHENS (REP)		DENVER STONER (REP)		JOE M. SYMMON (REP)	
0035852														
Election Day	0	0.00%	0	0.00%	0	0.00%	0	0.00%	0	0.00%	0	0.00%	0	0.00%
Vote by Mail	35	4.14%	1	0.12%	13	1.54%	1	0.12%	0	0.00%	1	0.12%	0	0.00%
Canvass	0	0.00%	0	0.00%	0	0.00%	0	0.00%	0	0.00%	0	0.00%	0	0.00%
Total	35	4.00%	1	0.11%	13	1.48%	1	0.11%	0	0.00%	1	0.11%	0	0.00%
0036005														
Election Day	2	2.56%	0	0.00%	0	0.00%	0	0.00%	0	0.00%	0	0.00%	0	0.00%
Vote by Mail	44	5.66%	7	0.90%	9	1.16%	0	0.00%	0	0.00%	2	0.26%	0	0.00%
Canvass	0	0.00%	0	0.00%	0	0.00%	0	0.00%	0	0.00%	0	0.00%	0	0.00%
Total	46	5.31%	7	0.81%	9	1.04%	0	0.00%	0	0.00%	2	0.23%	0	0.00%
0036104														
Election Day	1	1.92%	0	0.00%	0	0.00%	0	0.00%	0	0.00%	0	0.00%	0	0.00%
Vote by Mail	25	2.96%	3	0.35%	6	0.71%	0	0.00%	0	0.00%	1	0.12%	0	0.00%
Canvass	0	0.00%	0	0.00%	0	0.00%	0	0.00%	0	0.00%	0	0.00%	0	0.00%
Total	26	2.89%	3	0.33%	6	0.67%	0	0.00%	0	0.00%	1	0.11%	0	0.00%
0036176														
Election Day	1	1.27%	0	0.00%	0	0.00%	0	0.00%	0	0.00%	0	0.00%	0	0.00%
Vote by Mail	33	4.80%	3	0.44%	4	0.58%	0	0.00%	0	0.00%	3	0.44%	0	0.00%
Canvass	0	0.00%	0	0.00%	0	0.00%	0	0.00%	0	0.00%	0	0.00%	0	0.00%
Total	34	4.35%	3	0.38%	4	0.51%	0	0.00%	0	0.00%	3	0.38%	0	0.00%
0036274														
Election Day	2	2.67%	0	0.00%	2	2.67%	0	0.00%	0	0.00%	0	0.00%	0	0.00%
Vote by Mail	34	4.04%	4	0.48%	13	1.54%	2	0.24%	0	0.00%	0	0.00%	0	0.00%
Canvass	0	0.00%	0	0.00%	0	0.00%	0	0.00%	0	0.00%	0	0.00%	0	0.00%
Total	36	3.92%	4	0.44%	15	1.63%	2	0.22%	0	0.00%	0	0.00%	0	0.00%
0036407														
Election Day	2	4.08%	0	0.00%	0	0.00%	0	0.00%	0	0.00%	0	0.00%	0	0.00%
Vote by Mail	27	3.22%	4	0.48%	15	1.79%	1	0.12%	1	0.12%	0	0.00%	0	0.00%
Canvass	0	0.00%	0	0.00%	0	0.00%	0	0.00%	0	0.00%	0	0.00%	0	0.00%
Total	29	3.24%	4	0.45%	15	1.68%	1	0.11%	1	0.11%	0	0.00%	0	0.00%

Precinct	MAJOR SINGH (NPP)		DOUG OSE (REP)		Write-in		Total Votes	ROXANNE Qualified Write In		STACY SMITH Qualified Write In		MAJOR WILLIAMS Qualified Write In	
0035852													
Election Day	0	0.00%	0	0.00%	0	0.00%	29	0	0.00%	0	0.00%	0	0.00%
Vote by Mail	1	0.12%	9	1.06%	0	0.00%	846	0	0.00%	0	0.00%	0	0.00%
Canvass	0	0.00%	0	0.00%	0	0.00%	1	0	0.00%	0	0.00%	0	0.00%
Total	1	0.11%	9	1.03%	0	0.00%	876	0	0.00%	0	0.00%	0	0.00%
0036005													
Election Day	0	0.00%	0	0.00%	0	0.00%	78	0	0.00%	0	0.00%	0	0.00%
Vote by Mail	0	0.00%	6	0.77%	0	0.00%	778	0	0.00%	0	0.00%	0	0.00%
Canvass	0	0.00%	0	0.00%	0	0.00%	10	0	0.00%	0	0.00%	0	0.00%
Total	0	0.00%	6	0.69%	0	0.00%	866	0	0.00%	0	0.00%	0	0.00%
0036104													
Election Day	0	0.00%	1	1.92%	0	0.00%	52	0	0.00%	0	0.00%	0	0.00%
Vote by Mail	4	0.47%	15	1.77%	0	0.00%	846	0	0.00%	0	0.00%	0	0.00%
Canvass	0	0.00%	0	0.00%	0	0.00%	3	0	0.00%	0	0.00%	0	0.00%
Total	4	0.44%	16	1.78%	0	0.00%	901	0	0.00%	0	0.00%	0	0.00%
0036176													
Election Day	0	0.00%	0	0.00%	0	0.00%	79	0	0.00%	0	0.00%	0	0.00%
Vote by Mail	4	0.58%	7	1.02%	0	0.00%	688	0	0.00%	0	0.00%	0	0.00%
Canvass	0	0.00%	0	0.00%	0	0.00%	14	0	0.00%	0	0.00%	0	0.00%
Total	4	0.51%	7	0.90%	0	0.00%	781	0	0.00%	0	0.00%	0	0.00%
0036274													
Election Day	0	0.00%	0	0.00%	0	0.00%	75	0	0.00%	0	0.00%	0	0.00%
Vote by Mail	0	0.00%	7	0.83%	0	0.00%	842	0	0.00%	0	0.00%	0	0.00%
Canvass	0	0.00%	0	0.00%	0	0.00%	2	0	0.00%	0	0.00%	0	0.00%
Total	0	0.00%	7	0.76%	0	0.00%	919	0	0.00%	0	0.00%	0	0.00%
0036407													
Election Day	0	0.00%	0	0.00%	0	0.00%	49	0	0.00%	0	0.00%	0	0.00%
Vote by Mail	7	0.84%	3	0.36%	0	0.00%	838	0	0.00%	0	0.00%	0	0.00%
Canvass	0	0.00%	0	0.00%	0	0.00%	8	0	0.00%	0	0.00%	0	0.00%
Total	7	0.78%	3	0.34%	0	0.00%	895	0	0.00%	0	0.00%	0	0.00%

Precinct	THUY E. HUGENS Qualified Write In		MIKI HABRYN Qualified Write In		VINCE LUNDGREN Qualified Write In		VIVEK B. MOHAN Qualified Write In	
0035852								
Election Day	0	0.00%	0	0.00%	0	0.00%	0	0.00%
Vote by Mail	0	0.00%	0	0.00%	0	0.00%	0	0.00%
Canvass	0	0.00%	0	0.00%	0	0.00%	0	0.00%
Total	0	0.00%	0	0.00%	0	0.00%	0	0.00%
0036005								
Election Day	0	0.00%	0	0.00%	0	0.00%	0	0.00%
Vote by Mail	0	0.00%	0	0.00%	0	0.00%	0	0.00%
Canvass	0	0.00%	0	0.00%	0	0.00%	0	0.00%
Total	0	0.00%	0	0.00%	0	0.00%	0	0.00%
0036104								
Election Day	0	0.00%	0	0.00%	0	0.00%	0	0.00%
Vote by Mail	0	0.00%	0	0.00%	0	0.00%	0	0.00%
Canvass	0	0.00%	0	0.00%	0	0.00%	0	0.00%
Total	0	0.00%	0	0.00%	0	0.00%	0	0.00%
0036176								
Election Day	0	0.00%	0	0.00%	0	0.00%	0	0.00%
Vote by Mail	0	0.00%	0	0.00%	0	0.00%	0	0.00%
Canvass	0	0.00%	0	0.00%	0	0.00%	0	0.00%
Total	0	0.00%	0	0.00%	0	0.00%	0	0.00%
0036274								
Election Day	0	0.00%	0	0.00%	0	0.00%	0	0.00%
Vote by Mail	0	0.00%	0	0.00%	0	0.00%	0	0.00%
Canvass	0	0.00%	0	0.00%	0	0.00%	0	0.00%
Total	0	0.00%	0	0.00%	0	0.00%	0	0.00%
0036407								
Election Day	0	0.00%	0	0.00%	0	0.00%	0	0.00%
Vote by Mail	0	0.00%	0	0.00%	0	0.00%	0	0.00%
Canvass	0	0.00%	0	0.00%	0	0.00%	0	0.00%
Total	0	0.00%	0	0.00%	0	0.00%	0	0.00%

Precinct	Times Cast	Registered Voters	Undervotes	Overvotes
0036433				
Election Day	41	1,817	1	0
Vote by Mail	1,207	1,817	483	3
Canvass	14	1,817	3	0
Total	1,262	1,817	487	3
0036503				
Election Day	58	1,272	4	0
Vote by Mail	946	1,272	280	2
Canvass	4	1,272	0	0
Total	1,008	1,272	284	2
0036556				
Election Day	53	1,821	4	0
Vote by Mail	1,344	1,821	485	0
Canvass	4	1,821	2	0
Total	1,401	1,821	491	0
0036602				
Election Day	65	1,405	3	0
Vote by Mail	1,044	1,405	333	0
Canvass	2	1,405	1	0
Total	1,111	1,405	337	0
0036637				
Election Day	56	1,720	4	0
Vote by Mail	1,314	1,720	417	0
Canvass	3	1,720	0	0
Total	1,373	1,720	421	0
0036712				
Election Day	52	1,950	4	0
Vote by Mail	1,413	1,950	492	4
Canvass	5	1,950	1	0
Total	1,470	1,950	497	4

Precinct	DAN KAPELOVITZ (G-P)		KEVIN K. KAUL (NPP)	
0036433				
Election Day	0	0.00%	0	0.00%
Vote by Mail	9	1.25%	1	0.14%
Canvass	0	0.00%	0	0.00%
Total	9	1.17%	1	0.13%
0036503				
Election Day	0	0.00%	0	0.00%
Vote by Mail	1	0.15%	0	0.00%
Canvass	0	0.00%	0	0.00%
Total	1	0.14%	0	0.00%
0036556				
Election Day	0	0.00%	0	0.00%
Vote by Mail	0	0.00%	1	0.12%
Canvass	0	0.00%	0	0.00%
Total	0	0.00%	1	0.11%
0036602				
Election Day	0	0.00%	0	0.00%
Vote by Mail	4	0.56%	0	0.00%
Canvass	0	0.00%	0	0.00%
Total	4	0.52%	0	0.00%
0036637				
Election Day	1	1.92%	0	0.00%
Vote by Mail	4	0.45%	1	0.11%
Canvass	0	0.00%	0	0.00%
Total	5	0.53%	1	0.11%
0036712				
Election Day	0	0.00%	0	0.00%
Vote by Mail	1	0.11%	0	0.00%
Canvass	0	0.00%	0	0.00%
Total	1	0.10%	0	0.00%

Precinct	CHAUNCEY "SLIM" KILLENS (REP)		KEVIN KILEY (REP)		PATRICK KILPATRICK (DEM)		ANTHONY TRIMINO (REP)		JOEL VENTRESCA (DEM)		KEVIN L. FAULCONER (REP)		RHONDA FURIN (REP)	
0036433														
Election Day	0	0.00%	9	22.50%	0	0.00%	0	0.00%	3	7.50%	0	0.00%	0	0.00%
Vote by Mail	0	0.00%	80	11.10%	2	0.28%	1	0.14%	42	5.83%	54	7.49%	1	0.14%
Canvass	0	0.00%	0	0.00%	1	9.09%	0	0.00%	0	0.00%	0	0.00%	0	0.00%
Total	0	0.00%	89	11.53%	3	0.39%	1	0.13%	45	5.83%	54	6.99%	1	0.13%
0036503														
Election Day	0	0.00%	8	14.81%	0	0.00%	0	0.00%	0	0.00%	0	0.00%	0	0.00%
Vote by Mail	0	0.00%	108	16.27%	5	0.75%	0	0.00%	20	3.01%	52	7.83%	0	0.00%
Canvass	0	0.00%	0	0.00%	0	0.00%	0	0.00%	0	0.00%	0	0.00%	0	0.00%
Total	0	0.00%	116	16.07%	5	0.69%	0	0.00%	20	2.77%	52	7.20%	0	0.00%
0036556														
Election Day	0	0.00%	13	26.53%	0	0.00%	1	2.04%	0	0.00%	2	4.08%	0	0.00%
Vote by Mail	0	0.00%	145	16.88%	10	1.16%	6	0.70%	16	1.86%	84	9.78%	1	0.12%
Canvass	0	0.00%	0	0.00%	0	0.00%	0	0.00%	0	0.00%	0	0.00%	0	0.00%
Total	0	0.00%	158	17.36%	10	1.10%	7	0.77%	16	1.76%	86	9.45%	1	0.11%
0036602														
Election Day	0	0.00%	8	12.90%	1	1.61%	0	0.00%	1	1.61%	3	4.84%	0	0.00%
Vote by Mail	1	0.14%	128	18.00%	2	0.28%	2	0.28%	19	2.67%	57	8.02%	0	0.00%
Canvass	0	0.00%	0	0.00%	0	0.00%	0	0.00%	0	0.00%	0	0.00%	0	0.00%
Total	1	0.13%	136	17.57%	3	0.39%	2	0.26%	20	2.58%	60	7.75%	0	0.00%
0036637														
Election Day	0	0.00%	7	13.46%	0	0.00%	0	0.00%	2	3.85%	0	0.00%	0	0.00%
Vote by Mail	1	0.11%	126	14.05%	4	0.45%	4	0.45%	23	2.56%	97	10.81%	0	0.00%
Canvass	0	0.00%	0	0.00%	0	0.00%	0	0.00%	0	0.00%	0	0.00%	0	0.00%
Total	1	0.11%	133	13.97%	4	0.42%	4	0.42%	25	2.63%	97	10.19%	0	0.00%
0036712														
Election Day	0	0.00%	9	18.75%	0	0.00%	0	0.00%	3	6.25%	1	2.08%	0	0.00%
Vote by Mail	0	0.00%	134	14.61%	13	1.42%	1	0.11%	19	2.07%	95	10.36%	0	0.00%
Canvass	0	0.00%	1	25.00%	0	0.00%	0	0.00%	0	0.00%	0	0.00%	0	0.00%
Total	0	0.00%	144	14.86%	13	1.34%	1	0.10%	22	2.27%	96	9.91%	0	0.00%

Precinct	ROBERT C. NEWMAN II (REP)		DENNIS RICHTER (NPP)		BRANDON M. ROSS (DEM)		SAM L. GALLUCCI (REP)		TED GAINES (REP)		CAITLYN JENNER (REP)		LEO S. ZACKY (REP)	
0036433														
Election Day	0	0.00%	0	0.00%	3	7.50%	0	0.00%	1	2.50%	0	0.00%	0	0.00%
Vote by Mail	1	0.14%	1	0.14%	30	4.16%	0	0.00%	26	3.61%	10	1.39%	0	0.00%
Canvass	0	0.00%	0	0.00%	1	9.09%	0	0.00%	0	0.00%	0	0.00%	0	0.00%
Total	1	0.13%	1	0.13%	34	4.40%	0	0.00%	27	3.50%	10	1.30%	0	0.00%
0036503														
Election Day	0	0.00%	0	0.00%	0	0.00%	0	0.00%	0	0.00%	0	0.00%	0	0.00%
Vote by Mail	0	0.00%	0	0.00%	24	3.61%	0	0.00%	31	4.67%	5	0.75%	0	0.00%
Canvass	0	0.00%	0	0.00%	0	0.00%	0	0.00%	0	0.00%	0	0.00%	0	0.00%
Total	0	0.00%	0	0.00%	24	3.32%	0	0.00%	31	4.29%	5	0.69%	0	0.00%
0036556														
Election Day	0	0.00%	0	0.00%	0	0.00%	0	0.00%	0	0.00%	0	0.00%	0	0.00%
Vote by Mail	0	0.00%	2	0.23%	45	5.24%	1	0.12%	11	1.28%	2	0.23%	0	0.00%
Canvass	0	0.00%	0	0.00%	0	0.00%	0	0.00%	0	0.00%	0	0.00%	0	0.00%
Total	0	0.00%	2	0.22%	45	4.95%	1	0.11%	11	1.21%	2	0.22%	0	0.00%
0036602														
Election Day	0	0.00%	0	0.00%	2	3.23%	0	0.00%	0	0.00%	1	1.61%	0	0.00%
Vote by Mail	0	0.00%	0	0.00%	33	4.64%	0	0.00%	18	2.53%	8	1.13%	0	0.00%
Canvass	0	0.00%	0	0.00%	0	0.00%	0	0.00%	0	0.00%	0	0.00%	0	0.00%
Total	0	0.00%	0	0.00%	35	4.52%	0	0.00%	18	2.33%	9	1.16%	0	0.00%
0036637														
Election Day	0	0.00%	0	0.00%	1	1.92%	0	0.00%	1	1.92%	0	0.00%	0	0.00%
Vote by Mail	0	0.00%	0	0.00%	27	3.01%	1	0.11%	16	1.78%	3	0.33%	0	0.00%
Canvass	0	0.00%	0	0.00%	0	0.00%	0	0.00%	0	0.00%	0	0.00%	0	0.00%
Total	0	0.00%	0	0.00%	28	2.94%	1	0.11%	17	1.79%	3	0.32%	0	0.00%
0036712														
Election Day	0	0.00%	0	0.00%	0	0.00%	0	0.00%	1	2.08%	1	2.08%	0	0.00%
Vote by Mail	0	0.00%	0	0.00%	33	3.60%	1	0.11%	17	1.85%	13	1.42%	0	0.00%
Canvass	0	0.00%	0	0.00%	0	0.00%	0	0.00%	0	0.00%	0	0.00%	0	0.00%
Total	0	0.00%	0	0.00%	33	3.41%	1	0.10%	18	1.86%	14	1.44%	0	0.00%

Precinct	JENNY RAE LE ROUX (REP)		DAVID LOZANO (REP)		STEVE CHAVEZ LODGE (REP)		MICHAEL LOEBBS (NPP)		DENIS LUCEY (NPP)		DIEGO MARTINEZ (REP)		JEREMIAH "JEREMY" MARCINIAK (NPP)	
0036433														
Election Day	0	0.00%	0	0.00%	0	0.00%	0	0.00%	0	0.00%	0	0.00%	0	0.00%
Vote by Mail	2	0.28%	0	0.00%	2	0.28%	1	0.14%	1	0.14%	0	0.00%	0	0.00%
Canvass	0	0.00%	0	0.00%	0	0.00%	0	0.00%	0	0.00%	0	0.00%	0	0.00%
Total	2	0.26%	0	0.00%	2	0.26%	1	0.13%	1	0.13%	0	0.00%	0	0.00%
0036503														
Election Day	0	0.00%	0	0.00%	0	0.00%	0	0.00%	0	0.00%	0	0.00%	0	0.00%
Vote by Mail	0	0.00%	0	0.00%	3	0.45%	2	0.30%	0	0.00%	0	0.00%	0	0.00%
Canvass	0	0.00%	0	0.00%	0	0.00%	0	0.00%	0	0.00%	0	0.00%	0	0.00%
Total	0	0.00%	0	0.00%	3	0.42%	2	0.28%	0	0.00%	0	0.00%	0	0.00%
0036556														
Election Day	0	0.00%	0	0.00%	0	0.00%	0	0.00%	0	0.00%	0	0.00%	0	0.00%
Vote by Mail	0	0.00%	0	0.00%	0	0.00%	2	0.23%	0	0.00%	0	0.00%	0	0.00%
Canvass	0	0.00%	0	0.00%	0	0.00%	0	0.00%	0	0.00%	0	0.00%	0	0.00%
Total	0	0.00%	0	0.00%	0	0.00%	2	0.22%	0	0.00%	0	0.00%	0	0.00%
0036602														
Election Day	0	0.00%	0	0.00%	0	0.00%	0	0.00%	0	0.00%	0	0.00%	0	0.00%
Vote by Mail	1	0.14%	0	0.00%	0	0.00%	2	0.28%	0	0.00%	0	0.00%	0	0.00%
Canvass	0	0.00%	0	0.00%	0	0.00%	0	0.00%	0	0.00%	0	0.00%	0	0.00%
Total	1	0.13%	0	0.00%	0	0.00%	2	0.26%	0	0.00%	0	0.00%	0	0.00%
0036637														
Election Day	0	0.00%	0	0.00%	0	0.00%	0	0.00%	0	0.00%	0	0.00%	0	0.00%
Vote by Mail	0	0.00%	1	0.11%	0	0.00%	1	0.11%	0	0.00%	1	0.11%	0	0.00%
Canvass	0	0.00%	0	0.00%	0	0.00%	0	0.00%	0	0.00%	0	0.00%	0	0.00%
Total	0	0.00%	1	0.11%	0	0.00%	1	0.11%	0	0.00%	1	0.11%	0	0.00%
0036712														
Election Day	0	0.00%	0	0.00%	0	0.00%	0	0.00%	0	0.00%	0	0.00%	0	0.00%
Vote by Mail	1	0.11%	0	0.00%	2	0.22%	2	0.22%	1	0.11%	0	0.00%	0	0.00%
Canvass	0	0.00%	0	0.00%	0	0.00%	0	0.00%	0	0.00%	0	0.00%	0	0.00%
Total	1	0.10%	0	0.00%	2	0.21%	2	0.21%	1	0.10%	0	0.00%	0	0.00%

Precinct	DANIEL MERCURI (REP)		JACQUELINE MCGOWAN (DEM)		DAVID MOORE (NPP)		DAVID ALEXANDER BRAMANTE (REP)		HOLLY L. BAADE (DEM)		ANGELYNE (NPP)		JAMES G. HANINK (NPP)	
0036433														
Election Day	1	2.50%	0	0.00%	0	0.00%	0	0.00%	0	0.00%	0	0.00%	0	0.00%
Vote by Mail	0	0.00%	9	1.25%	1	0.14%	1	0.14%	5	0.69%	0	0.00%	0	0.00%
Canvass	0	0.00%	0	0.00%	0	0.00%	0	0.00%	0	0.00%	0	0.00%	0	0.00%
Total	1	0.13%	9	1.17%	1	0.13%	1	0.13%	5	0.65%	0	0.00%	0	0.00%
0036503														
Election Day	0	0.00%	0	0.00%	1	1.85%	0	0.00%	0	0.00%	0	0.00%	0	0.00%
Vote by Mail	1	0.15%	12	1.81%	1	0.15%	0	0.00%	3	0.45%	1	0.15%	0	0.00%
Canvass	0	0.00%	0	0.00%	0	0.00%	0	0.00%	0	0.00%	0	0.00%	0	0.00%
Total	1	0.14%	12	1.66%	2	0.28%	0	0.00%	3	0.42%	1	0.14%	0	0.00%
0036556														
Election Day	0	0.00%	0	0.00%	0	0.00%	0	0.00%	0	0.00%	0	0.00%	0	0.00%
Vote by Mail	0	0.00%	18	2.10%	3	0.35%	1	0.12%	1	0.12%	1	0.12%	0	0.00%
Canvass	0	0.00%	1	50.00%	0	0.00%	0	0.00%	0	0.00%	0	0.00%	0	0.00%
Total	0	0.00%	19	2.09%	3	0.33%	1	0.11%	1	0.11%	1	0.11%	0	0.00%
0036602														
Election Day	0	0.00%	0	0.00%	0	0.00%	0	0.00%	0	0.00%	0	0.00%	0	0.00%
Vote by Mail	0	0.00%	14	1.97%	2	0.28%	0	0.00%	6	0.84%	3	0.42%	0	0.00%
Canvass	0	0.00%	0	0.00%	0	0.00%	0	0.00%	0	0.00%	0	0.00%	0	0.00%
Total	0	0.00%	14	1.81%	2	0.26%	0	0.00%	6	0.78%	3	0.39%	0	0.00%
0036637														
Election Day	0	0.00%	1	1.92%	0	0.00%	0	0.00%	0	0.00%	0	0.00%	0	0.00%
Vote by Mail	0	0.00%	19	2.12%	2	0.22%	0	0.00%	11	1.23%	1	0.11%	1	0.11%
Canvass	0	0.00%	0	0.00%	0	0.00%	0	0.00%	0	0.00%	0	0.00%	0	0.00%
Total	0	0.00%	20	2.10%	2	0.21%	0	0.00%	11	1.16%	1	0.11%	1	0.11%
0036712														
Election Day	0	0.00%	0	0.00%	0	0.00%	0	0.00%	0	0.00%	0	0.00%	0	0.00%
Vote by Mail	0	0.00%	17	1.85%	0	0.00%	1	0.11%	16	1.74%	1	0.11%	1	0.11%
Canvass	0	0.00%	0	0.00%	0	0.00%	0	0.00%	0	0.00%	0	0.00%	0	0.00%
Total	0	0.00%	17	1.75%	0	0.00%	1	0.10%	16	1.65%	1	0.10%	1	0.10%

Precinct	DAVID HILLBERG (REP)		JEFF HEWITT (LIB)		JOHN R. DRAKE (DEM)		LARRY A. ELDER (REP)		KEVIN PAFFRATH (DEM)		ADAM PAPAGAN (NPP)		ARMANDO "MANDO" PEREZ- SERRATO (DEM)	
0036433														
Election Day	0	0.00%	0	0.00%	1	2.50%	19	47.50%	1	2.50%	0	0.00%	0	0.00%
Vote by Mail	0	0.00%	4	0.55%	9	1.25%	293	40.64%	72	9.99%	0	0.00%	0	0.00%
Canvass	0	0.00%	0	0.00%	0	0.00%	6	54.55%	2	18.18%	0	0.00%	0	0.00%
Total	0	0.00%	4	0.52%	10	1.30%	318	41.19%	75	9.72%	0	0.00%	0	0.00%
0036503														
Election Day	0	0.00%	0	0.00%	0	0.00%	43	79.63%	2	3.70%	0	0.00%	0	0.00%
Vote by Mail	0	0.00%	2	0.30%	4	0.60%	303	45.63%	37	5.57%	0	0.00%	1	0.15%
Canvass	0	0.00%	0	0.00%	0	0.00%	4	100.00%	0	0.00%	0	0.00%	0	0.00%
Total	0	0.00%	2	0.28%	4	0.55%	350	48.48%	39	5.40%	0	0.00%	1	0.14%
0036556														
Election Day	0	0.00%	0	0.00%	0	0.00%	32	65.31%	0	0.00%	0	0.00%	0	0.00%
Vote by Mail	0	0.00%	3	0.35%	1	0.12%	394	45.87%	69	8.03%	0	0.00%	1	0.12%
Canvass	0	0.00%	0	0.00%	0	0.00%	0	0.00%	0	0.00%	0	0.00%	0	0.00%
Total	0	0.00%	3	0.33%	1	0.11%	426	46.81%	69	7.58%	0	0.00%	1	0.11%
0036602														
Election Day	0	0.00%	0	0.00%	0	0.00%	42	67.74%	2	3.23%	0	0.00%	0	0.00%
Vote by Mail	0	0.00%	4	0.56%	3	0.42%	316	44.44%	45	6.33%	0	0.00%	0	0.00%
Canvass	0	0.00%	0	0.00%	0	0.00%	1	100.00%	0	0.00%	0	0.00%	0	0.00%
Total	0	0.00%	4	0.52%	3	0.39%	359	46.38%	47	6.07%	0	0.00%	0	0.00%
0036637														
Election Day	0	0.00%	0	0.00%	0	0.00%	38	73.08%	0	0.00%	0	0.00%	0	0.00%
Vote by Mail	0	0.00%	4	0.45%	4	0.45%	405	45.15%	87	9.70%	0	0.00%	1	0.11%
Canvass	0	0.00%	0	0.00%	0	0.00%	2	66.67%	0	0.00%	0	0.00%	0	0.00%
Total	0	0.00%	4	0.42%	4	0.42%	445	46.74%	87	9.14%	0	0.00%	1	0.11%
0036712														
Election Day	0	0.00%	0	0.00%	0	0.00%	31	64.58%	1	2.08%	0	0.00%	0	0.00%
Vote by Mail	0	0.00%	9	0.98%	3	0.33%	386	42.09%	100	10.91%	0	0.00%	0	0.00%
Canvass	0	0.00%	0	0.00%	0	0.00%	2	50.00%	0	0.00%	0	0.00%	0	0.00%
Total	0	0.00%	9	0.93%	3	0.31%	419	43.24%	101	10.42%	0	0.00%	0	0.00%

Precinct	JOHN COX (REP)		HEATHER COLLINS (G-P)		DANIEL WATTS (DEM)		NICKOLAS WILDSTAR (REP)		SARAH STEPHENS (REP)		DENVER STONER (REP)		JOE M. SYMMON (REP)	
0036433														
Election Day	0	0.00%	1	2.50%	1	2.50%	0	0.00%	0	0.00%	0	0.00%	0	0.00%
Vote by Mail	28	3.88%	3	0.42%	12	1.66%	0	0.00%	1	0.14%	1	0.14%	0	0.00%
Canvass	0	0.00%	0	0.00%	0	0.00%	0	0.00%	0	0.00%	0	0.00%	0	0.00%
Total	28	3.63%	4	0.52%	13	1.68%	0	0.00%	1	0.13%	1	0.13%	0	0.00%
0036503														
Election Day	0	0.00%	0	0.00%	0	0.00%	0	0.00%	0	0.00%	0	0.00%	0	0.00%
Vote by Mail	25	3.77%	5	0.75%	9	1.36%	0	0.00%	0	0.00%	0	0.00%	0	0.00%
Canvass	0	0.00%	0	0.00%	0	0.00%	0	0.00%	0	0.00%	0	0.00%	0	0.00%
Total	25	3.46%	5	0.69%	9	1.25%	0	0.00%	0	0.00%	0	0.00%	0	0.00%
0036556														
Election Day	0	0.00%	0	0.00%	1	2.04%	0	0.00%	0	0.00%	0	0.00%	0	0.00%
Vote by Mail	25	2.91%	2	0.23%	5	0.58%	0	0.00%	1	0.12%	0	0.00%	0	0.00%
Canvass	0	0.00%	0	0.00%	1	50.00%	0	0.00%	0	0.00%	0	0.00%	0	0.00%
Total	25	2.75%	2	0.22%	7	0.77%	0	0.00%	1	0.11%	0	0.00%	0	0.00%
0036602														
Election Day	1	1.61%	0	0.00%	0	0.00%	0	0.00%	0	0.00%	0	0.00%	0	0.00%
Vote by Mail	28	3.94%	0	0.00%	3	0.42%	0	0.00%	0	0.00%	1	0.14%	0	0.00%
Canvass	0	0.00%	0	0.00%	0	0.00%	0	0.00%	0	0.00%	0	0.00%	0	0.00%
Total	29	3.75%	0	0.00%	3	0.39%	0	0.00%	0	0.00%	1	0.13%	0	0.00%
0036637														
Election Day	1	1.92%	0	0.00%	0	0.00%	0	0.00%	0	0.00%	0	0.00%	0	0.00%
Vote by Mail	28	3.12%	3	0.33%	9	1.00%	0	0.00%	0	0.00%	1	0.11%	0	0.00%
Canvass	0	0.00%	1	33.33%	0	0.00%	0	0.00%	0	0.00%	0	0.00%	0	0.00%
Total	29	3.05%	4	0.42%	9	0.95%	0	0.00%	0	0.00%	1	0.11%	0	0.00%
0036712														
Election Day	1	2.08%	0	0.00%	0	0.00%	0	0.00%	0	0.00%	0	0.00%	0	0.00%
Vote by Mail	21	2.29%	5	0.55%	6	0.65%	0	0.00%	0	0.00%	0	0.00%	0	0.00%
Canvass	0	0.00%	0	0.00%	0	0.00%	0	0.00%	0	0.00%	0	0.00%	0	0.00%
Total	22	2.27%	5	0.52%	6	0.62%	0	0.00%	0	0.00%	0	0.00%	0	0.00%

Precinct	MAJOR SINGH (NPP)		DOUG OSE (REP)		Write-in		Total Votes	ROXANNE Qualified Write In		STACY SMITH Qualified Write In		MAJOR WILLIAMS Qualified Write In	
0036433													
Election Day	0	0.00%	0	0.00%	0	0.00%	40	0	0.00%	0	0.00%	0	0.00%
Vote by Mail	10	1.39%	8	1.11%	0	0.00%	721	0	0.00%	0	0.00%	0	0.00%
Canvass	1	9.09%	0	0.00%	0	0.00%	11	0	0.00%	0	0.00%	0	0.00%
Total	11	1.42%	8	1.04%	0	0.00%	772	0	0.00%	0	0.00%	0	0.00%
0036503													
Election Day	0	0.00%	0	0.00%	0	0.00%	54	0	0.00%	0	0.00%	0	0.00%
Vote by Mail	0	0.00%	7	1.05%	2	0.30%	664	0	0.00%	0	0.00%	2	0.30%
Canvass	0	0.00%	0	0.00%	0	0.00%	4	0	0.00%	0	0.00%	0	0.00%
Total	0	0.00%	7	0.97%	2	0.28%	722	0	0.00%	0	0.00%	2	0.28%
0036556													
Election Day	0	0.00%	0	0.00%	0	0.00%	49	0	0.00%	0	0.00%	0	0.00%
Vote by Mail	2	0.23%	5	0.58%	1	0.12%	859	0	0.00%	0	0.00%	1	0.12%
Canvass	0	0.00%	0	0.00%	0	0.00%	2	0	0.00%	0	0.00%	0	0.00%
Total	2	0.22%	5	0.55%	1	0.11%	910	0	0.00%	0	0.00%	1	0.11%
0036602													
Election Day	0	0.00%	1	1.61%	0	0.00%	62	0	0.00%	0	0.00%	0	0.00%
Vote by Mail	0	0.00%	11	1.55%	0	0.00%	711	0	0.00%	0	0.00%	0	0.00%
Canvass	0	0.00%	0	0.00%	0	0.00%	1	0	0.00%	0	0.00%	0	0.00%
Total	0	0.00%	12	1.55%	0	0.00%	774	0	0.00%	0	0.00%	0	0.00%
0036637													
Election Day	0	0.00%	0	0.00%	0	0.00%	52	0	0.00%	0	0.00%	0	0.00%
Vote by Mail	0	0.00%	10	1.11%	1	0.11%	897	0	0.00%	0	0.00%	1	0.11%
Canvass	0	0.00%	0	0.00%	0	0.00%	3	0	0.00%	0	0.00%	0	0.00%
Total	0	0.00%	10	1.05%	1	0.11%	952	0	0.00%	0	0.00%	1	0.11%
0036712													
Election Day	0	0.00%	0	0.00%	0	0.00%	48	0	0.00%	0	0.00%	0	0.00%
Vote by Mail	8	0.87%	8	0.87%	2	0.22%	917	0	0.00%	0	0.00%	2	0.22%
Canvass	0	0.00%	1	25.00%	0	0.00%	4	0	0.00%	0	0.00%	0	0.00%
Total	8	0.83%	9	0.93%	2	0.21%	969	0	0.00%	0	0.00%	2	0.21%

Precinct	THUY E. HUGENS Qualified Write In		MIKI HABRYN Qualified Write In		VINCE LUNDGREN Qualified Write In		VIVEK B. MOHAN Qualified Write In	
0036433								
Election Day	0	0.00%	0	0.00%	0	0.00%	0	0.00%
Vote by Mail	0	0.00%	0	0.00%	0	0.00%	0	0.00%
Canvass	0	0.00%	0	0.00%	0	0.00%	0	0.00%
Total	0	0.00%	0	0.00%	0	0.00%	0	0.00%
0036503								
Election Day	0	0.00%	0	0.00%	0	0.00%	0	0.00%
Vote by Mail	0	0.00%	0	0.00%	0	0.00%	0	0.00%
Canvass	0	0.00%	0	0.00%	0	0.00%	0	0.00%
Total	0	0.00%	0	0.00%	0	0.00%	0	0.00%
0036556								
Election Day	0	0.00%	0	0.00%	0	0.00%	0	0.00%
Vote by Mail	0	0.00%	0	0.00%	0	0.00%	0	0.00%
Canvass	0	0.00%	0	0.00%	0	0.00%	0	0.00%
Total	0	0.00%	0	0.00%	0	0.00%	0	0.00%
0036602								
Election Day	0	0.00%	0	0.00%	0	0.00%	0	0.00%
Vote by Mail	0	0.00%	0	0.00%	0	0.00%	0	0.00%
Canvass	0	0.00%	0	0.00%	0	0.00%	0	0.00%
Total	0	0.00%	0	0.00%	0	0.00%	0	0.00%
0036637								
Election Day	0	0.00%	0	0.00%	0	0.00%	0	0.00%
Vote by Mail	0	0.00%	0	0.00%	0	0.00%	0	0.00%
Canvass	0	0.00%	0	0.00%	0	0.00%	0	0.00%
Total	0	0.00%	0	0.00%	0	0.00%	0	0.00%
0036712								
Election Day	0	0.00%	0	0.00%	0	0.00%	0	0.00%
Vote by Mail	0	0.00%	0	0.00%	0	0.00%	0	0.00%
Canvass	0	0.00%	0	0.00%	0	0.00%	0	0.00%
Total	0	0.00%	0	0.00%	0	0.00%	0	0.00%

Precinct	Times Cast	Registered Voters	Undervotes	Overvotes
0036844				
Election Day	61	1,752	6	0
Vote by Mail	1,116	1,752	376	0
Canvass	15	1,752	6	0
Total	1,192	1,752	388	0
0036895				
Election Day	45	1,764	0	0
Vote by Mail	1,272	1,764	400	2
Canvass	3	1,764	0	0
Total	1,320	1,764	400	2
0036962				
Election Day	41	1,456	2	0
Vote by Mail	1,071	1,456	366	0
Canvass	7	1,456	1	1
Total	1,119	1,456	369	1
0037138				
Election Day	44	1,373	8	0
Vote by Mail	922	1,373	326	2
Canvass	4	1,373	0	0
Total	970	1,373	334	2
0037241				
Election Day	42	1,667	3	0
Vote by Mail	1,133	1,667	458	0
Canvass	7	1,667	4	0
Total	1,182	1,667	465	0
0037296				
Election Day	25	1,650	1	0
Vote by Mail	1,200	1,650	412	0
Canvass	8	1,650	1	0
Total	1,233	1,650	414	0

Precinct	DAN KAPELOVITZ (G-P)		KEVIN K. KAUL (NPP)	
0036844				
Election Day	0	0.00%	0	0.00%
Vote by Mail	8	1.08%	0	0.00%
Canvass	0	0.00%	0	0.00%
Total	8	1.00%	0	0.00%
0036895				
Election Day	0	0.00%	0	0.00%
Vote by Mail	4	0.46%	1	0.11%
Canvass	0	0.00%	0	0.00%
Total	4	0.44%	1	0.11%
0036962				
Election Day	0	0.00%	0	0.00%
Vote by Mail	2	0.28%	0	0.00%
Canvass	0	0.00%	0	0.00%
Total	2	0.27%	0	0.00%
0037138				
Election Day	0	0.00%	0	0.00%
Vote by Mail	10	1.68%	0	0.00%
Canvass	0	0.00%	0	0.00%
Total	10	1.58%	0	0.00%
0037241				
Election Day	0	0.00%	0	0.00%
Vote by Mail	5	0.74%	0	0.00%
Canvass	0	0.00%	0	0.00%
Total	5	0.70%	0	0.00%
0037296				
Election Day	0	0.00%	0	0.00%
Vote by Mail	9	1.14%	0	0.00%
Canvass	0	0.00%	0	0.00%
Total	9	1.10%	0	0.00%

Precinct	CHAUNCEY "SLIM" KILLENS (REP)		KEVIN KILEY (REP)		PATRICK KILPATRICK (DEM)		ANTHONY TRIMINO (REP)		JOEL VENTRESCA (DEM)		KEVIN L. FAULCONER (REP)		RHONDA FURIN (REP)	
0036844														
Election Day	0	0.00%	4	7.27%	0	0.00%	1	1.82%	1	1.82%	0	0.00%	0	0.00%
Vote by Mail	0	0.00%	90	12.16%	2	0.27%	5	0.68%	19	2.57%	64	8.65%	0	0.00%
Canvass	0	0.00%	1	11.11%	0	0.00%	0	0.00%	0	0.00%	0	0.00%	0	0.00%
Total	0	0.00%	95	11.82%	2	0.25%	6	0.75%	20	2.49%	64	7.96%	0	0.00%
0036895														
Election Day	0	0.00%	6	13.33%	0	0.00%	0	0.00%	0	0.00%	0	0.00%	0	0.00%
Vote by Mail	0	0.00%	154	17.70%	5	0.57%	8	0.92%	20	2.30%	71	8.16%	0	0.00%
Canvass	0	0.00%	0	0.00%	0	0.00%	0	0.00%	0	0.00%	0	0.00%	0	0.00%
Total	0	0.00%	160	17.43%	5	0.54%	8	0.87%	20	2.18%	71	7.73%	0	0.00%
0036962														
Election Day	0	0.00%	3	7.69%	0	0.00%	1	2.56%	0	0.00%	4	10.26%	0	0.00%
Vote by Mail	0	0.00%	99	14.04%	1	0.14%	3	0.43%	21	2.98%	71	10.07%	0	0.00%
Canvass	0	0.00%	0	0.00%	0	0.00%	0	0.00%	0	0.00%	0	0.00%	0	0.00%
Total	0	0.00%	102	13.62%	1	0.13%	4	0.53%	21	2.80%	75	10.01%	0	0.00%
0037138														
Election Day	0	0.00%	2	5.56%	1	2.78%	2	5.56%	2	5.56%	1	2.78%	0	0.00%
Vote by Mail	0	0.00%	72	12.12%	2	0.34%	1	0.17%	10	1.68%	54	9.09%	0	0.00%
Canvass	0	0.00%	0	0.00%	0	0.00%	0	0.00%	0	0.00%	1	25.00%	0	0.00%
Total	0	0.00%	74	11.67%	3	0.47%	3	0.47%	12	1.89%	56	8.83%	0	0.00%
0037241														
Election Day	0	0.00%	2	5.13%	0	0.00%	1	2.56%	0	0.00%	1	2.56%	0	0.00%
Vote by Mail	0	0.00%	75	11.11%	5	0.74%	1	0.15%	25	3.70%	47	6.96%	0	0.00%
Canvass	0	0.00%	0	0.00%	0	0.00%	0	0.00%	1	33.33%	0	0.00%	0	0.00%
Total	0	0.00%	77	10.74%	5	0.70%	2	0.28%	26	3.63%	48	6.69%	0	0.00%
0037296														
Election Day	0	0.00%	4	16.67%	0	0.00%	1	4.17%	1	4.17%	1	4.17%	0	0.00%
Vote by Mail	0	0.00%	102	12.94%	8	1.02%	2	0.25%	22	2.79%	100	12.69%	1	0.13%
Canvass	0	0.00%	3	42.86%	0	0.00%	0	0.00%	0	0.00%	0	0.00%	0	0.00%
Total	0	0.00%	109	13.31%	8	0.98%	3	0.37%	23	2.81%	101	12.33%	1	0.12%

Precinct	ROBERT C. NEWMAN II (REP)		DENNIS RICHTER (NPP)		BRANDON M. ROSS (DEM)		SAM L. GALLUCCI (REP)		TED GAINES (REP)		CAITLYN JENNER (REP)		LEO S. ZACKY (REP)	
0036844														
Election Day	0	0.00%	0	0.00%	4	7.27%	0	0.00%	0	0.00%	0	0.00%	0	0.00%
Vote by Mail	0	0.00%	0	0.00%	37	5.00%	1	0.14%	17	2.30%	8	1.08%	0	0.00%
Canvass	0	0.00%	0	0.00%	0	0.00%	0	0.00%	0	0.00%	0	0.00%	0	0.00%
Total	0	0.00%	0	0.00%	41	5.10%	1	0.12%	17	2.11%	8	1.00%	0	0.00%
0036895														
Election Day	0	0.00%	0	0.00%	0	0.00%	0	0.00%	0	0.00%	1	2.22%	0	0.00%
Vote by Mail	0	0.00%	1	0.11%	51	5.86%	0	0.00%	16	1.84%	4	0.46%	0	0.00%
Canvass	0	0.00%	0	0.00%	0	0.00%	0	0.00%	0	0.00%	1	33.33%	0	0.00%
Total	0	0.00%	1	0.11%	51	5.56%	0	0.00%	16	1.74%	6	0.65%	0	0.00%
0036962														
Election Day	0	0.00%	0	0.00%	1	2.56%	0	0.00%	0	0.00%	0	0.00%	0	0.00%
Vote by Mail	0	0.00%	0	0.00%	44	6.24%	0	0.00%	14	1.99%	5	0.71%	1	0.14%
Canvass	0	0.00%	0	0.00%	1	20.00%	0	0.00%	0	0.00%	0	0.00%	0	0.00%
Total	0	0.00%	0	0.00%	46	6.14%	0	0.00%	14	1.87%	5	0.67%	1	0.13%
0037138														
Election Day	0	0.00%	0	0.00%	2	5.56%	0	0.00%	0	0.00%	0	0.00%	0	0.00%
Vote by Mail	1	0.17%	3	0.51%	22	3.70%	2	0.34%	7	1.18%	8	1.35%	0	0.00%
Canvass	0	0.00%	0	0.00%	0	0.00%	0	0.00%	0	0.00%	0	0.00%	0	0.00%
Total	1	0.16%	3	0.47%	24	3.79%	2	0.32%	7	1.10%	8	1.26%	0	0.00%
0037241														
Election Day	0	0.00%	0	0.00%	1	2.56%	0	0.00%	2	5.13%	0	0.00%	0	0.00%
Vote by Mail	0	0.00%	1	0.15%	30	4.44%	0	0.00%	16	2.37%	3	0.44%	0	0.00%
Canvass	0	0.00%	0	0.00%	0	0.00%	0	0.00%	0	0.00%	0	0.00%	0	0.00%
Total	0	0.00%	1	0.14%	31	4.32%	0	0.00%	18	2.51%	3	0.42%	0	0.00%
0037296														
Election Day	0	0.00%	0	0.00%	1	4.17%	0	0.00%	0	0.00%	0	0.00%	1	4.17%
Vote by Mail	0	0.00%	0	0.00%	37	4.70%	3	0.38%	12	1.52%	10	1.27%	2	0.25%
Canvass	0	0.00%	0	0.00%	0	0.00%	0	0.00%	0	0.00%	0	0.00%	0	0.00%
Total	0	0.00%	0	0.00%	38	4.64%	3	0.37%	12	1.47%	10	1.22%	3	0.37%

Precinct	JENNY RAE LE ROUX (REP)		DAVID LOZANO (REP)		STEVE CHAVEZ LODGE (REP)		MICHAEL LOEBBS (NPP)		DENIS LUCEY (NPP)		DIEGO MARTINEZ (REP)		JEREMIAH "JEREMY" MARCINIAK (NPP)	
0036844														
Election Day	0	0.00%	0	0.00%	0	0.00%	0	0.00%	0	0.00%	0	0.00%	0	0.00%
Vote by Mail	0	0.00%	0	0.00%	0	0.00%	1	0.14%	0	0.00%	0	0.00%	0	0.00%
Canvass	0	0.00%	0	0.00%	0	0.00%	0	0.00%	0	0.00%	0	0.00%	0	0.00%
Total	0	0.00%	0	0.00%	0	0.00%	1	0.12%	0	0.00%	0	0.00%	0	0.00%
0036895														
Election Day	0	0.00%	0	0.00%	0	0.00%	0	0.00%	0	0.00%	0	0.00%	0	0.00%
Vote by Mail	0	0.00%	0	0.00%	0	0.00%	0	0.00%	6	0.69%	0	0.00%	0	0.00%
Canvass	0	0.00%	0	0.00%	0	0.00%	0	0.00%	0	0.00%	0	0.00%	0	0.00%
Total	0	0.00%	0	0.00%	0	0.00%	0	0.00%	6	0.65%	0	0.00%	0	0.00%
0036962														
Election Day	0	0.00%	0	0.00%	0	0.00%	0	0.00%	0	0.00%	0	0.00%	0	0.00%
Vote by Mail	1	0.14%	0	0.00%	1	0.14%	0	0.00%	0	0.00%	0	0.00%	0	0.00%
Canvass	0	0.00%	0	0.00%	0	0.00%	0	0.00%	0	0.00%	0	0.00%	0	0.00%
Total	1	0.13%	0	0.00%	1	0.13%	0	0.00%	0	0.00%	0	0.00%	0	0.00%
0037138														
Election Day	0	0.00%	0	0.00%	0	0.00%	0	0.00%	0	0.00%	0	0.00%	0	0.00%
Vote by Mail	0	0.00%	1	0.17%	0	0.00%	0	0.00%	0	0.00%	0	0.00%	0	0.00%
Canvass	0	0.00%	0	0.00%	0	0.00%	0	0.00%	0	0.00%	0	0.00%	0	0.00%
Total	0	0.00%	1	0.16%	0	0.00%	0	0.00%	0	0.00%	0	0.00%	0	0.00%
0037241														
Election Day	0	0.00%	0	0.00%	0	0.00%	0	0.00%	0	0.00%	1	2.56%	0	0.00%
Vote by Mail	1	0.15%	1	0.15%	1	0.15%	1	0.15%	1	0.15%	0	0.00%	0	0.00%
Canvass	0	0.00%	0	0.00%	0	0.00%	0	0.00%	0	0.00%	0	0.00%	0	0.00%
Total	1	0.14%	1	0.14%	1	0.14%	1	0.14%	1	0.14%	1	0.14%	0	0.00%
0037296														
Election Day	0	0.00%	0	0.00%	0	0.00%	0	0.00%	0	0.00%	0	0.00%	0	0.00%
Vote by Mail	0	0.00%	0	0.00%	0	0.00%	2	0.25%	0	0.00%	0	0.00%	0	0.00%
Canvass	0	0.00%	0	0.00%	0	0.00%	0	0.00%	0	0.00%	0	0.00%	0	0.00%
Total	0	0.00%	0	0.00%	0	0.00%	2	0.24%	0	0.00%	0	0.00%	0	0.00%

Precinct	DANIEL MERCURI (REP)		JACQUELINE MCGOWAN (DEM)		DAVID MOORE (NPP)		DAVID ALEXANDER BRAMANTE (REP)		HOLLY L. BAADE (DEM)		ANGELYNE (NPP)		JAMES G. HANINK (NPP)	
0036844														
Election Day	0	0.00%	1	1.82%	0	0.00%	0	0.00%	0	0.00%	0	0.00%	0	0.00%
Vote by Mail	0	0.00%	15	2.03%	1	0.14%	0	0.00%	5	0.68%	2	0.27%	0	0.00%
Canvass	0	0.00%	0	0.00%	0	0.00%	0	0.00%	0	0.00%	0	0.00%	0	0.00%
Total	0	0.00%	16	1.99%	1	0.12%	0	0.00%	5	0.62%	2	0.25%	0	0.00%
0036895														
Election Day	0	0.00%	0	0.00%	0	0.00%	0	0.00%	0	0.00%	0	0.00%	0	0.00%
Vote by Mail	0	0.00%	14	1.61%	1	0.11%	0	0.00%	6	0.69%	0	0.00%	1	0.11%
Canvass	0	0.00%	1	33.33%	0	0.00%	0	0.00%	1	33.33%	0	0.00%	0	0.00%
Total	0	0.00%	15	1.63%	1	0.11%	0	0.00%	7	0.76%	0	0.00%	1	0.11%
0036962														
Election Day	0	0.00%	0	0.00%	0	0.00%	0	0.00%	0	0.00%	0	0.00%	0	0.00%
Vote by Mail	0	0.00%	7	0.99%	2	0.28%	0	0.00%	6	0.85%	0	0.00%	1	0.14%
Canvass	0	0.00%	0	0.00%	0	0.00%	0	0.00%	0	0.00%	0	0.00%	0	0.00%
Total	0	0.00%	7	0.93%	2	0.27%	0	0.00%	6	0.80%	0	0.00%	1	0.13%
0037138														
Election Day	0	0.00%	2	5.56%	0	0.00%	0	0.00%	0	0.00%	0	0.00%	0	0.00%
Vote by Mail	0	0.00%	21	3.54%	0	0.00%	0	0.00%	6	1.01%	2	0.34%	1	0.17%
Canvass	0	0.00%	1	25.00%	0	0.00%	0	0.00%	0	0.00%	0	0.00%	0	0.00%
Total	0	0.00%	24	3.79%	0	0.00%	0	0.00%	6	0.95%	2	0.32%	1	0.16%
0037241														
Election Day	0	0.00%	0	0.00%	0	0.00%	0	0.00%	0	0.00%	0	0.00%	0	0.00%
Vote by Mail	0	0.00%	24	3.56%	0	0.00%	1	0.15%	7	1.04%	1	0.15%	1	0.15%
Canvass	0	0.00%	0	0.00%	0	0.00%	0	0.00%	0	0.00%	0	0.00%	0	0.00%
Total	0	0.00%	24	3.35%	0	0.00%	1	0.14%	7	0.98%	1	0.14%	1	0.14%
0037296														
Election Day	0	0.00%	1	4.17%	0	0.00%	0	0.00%	0	0.00%	0	0.00%	0	0.00%
Vote by Mail	0	0.00%	9	1.14%	3	0.38%	1	0.13%	3	0.38%	4	0.51%	0	0.00%
Canvass	0	0.00%	1	14.29%	0	0.00%	0	0.00%	0	0.00%	0	0.00%	0	0.00%
Total	0	0.00%	11	1.34%	3	0.37%	1	0.12%	3	0.37%	4	0.49%	0	0.00%

Precinct	DAVID HILLBERG (REP)		JEFF HEWITT (LIB)		JOHN R. DRAKE (DEM)		LARRY A. ELDER (REP)		KEVIN PAFFRATH (DEM)		ADAM PAPAGAN (NPP)		ARMANDO "MANDO" PEREZ- SERRATO (DEM)	
0036844														
Election Day	0	0.00%	1	1.82%	0	0.00%	39	70.91%	0	0.00%	0	0.00%	1	1.82%
Vote by Mail	0	0.00%	1	0.14%	7	0.95%	323	43.65%	69	9.32%	1	0.14%	2	0.27%
Canvass	0	0.00%	0	0.00%	0	0.00%	7	77.78%	0	0.00%	0	0.00%	1	11.11%
Total	0	0.00%	2	0.25%	7	0.87%	369	45.90%	69	8.58%	1	0.12%	4	0.50%
0036895														
Election Day	0	0.00%	0	0.00%	0	0.00%	36	80.00%	1	2.22%	0	0.00%	0	0.00%
Vote by Mail	0	0.00%	10	1.15%	6	0.69%	359	41.26%	81	9.31%	0	0.00%	0	0.00%
Canvass	0	0.00%	0	0.00%	0	0.00%	0	0.00%	0	0.00%	0	0.00%	0	0.00%
Total	0	0.00%	10	1.09%	6	0.65%	395	43.03%	82	8.93%	0	0.00%	0	0.00%
0036962														
Election Day	0	0.00%	0	0.00%	0	0.00%	27	69.23%	0	0.00%	0	0.00%	0	0.00%
Vote by Mail	0	0.00%	0	0.00%	0	0.00%	307	43.55%	61	8.65%	0	0.00%	0	0.00%
Canvass	0	0.00%	0	0.00%	0	0.00%	4	80.00%	0	0.00%	0	0.00%	0	0.00%
Total	0	0.00%	0	0.00%	0	0.00%	338	45.13%	61	8.14%	0	0.00%	0	0.00%
0037138														
Election Day	0	0.00%	0	0.00%	0	0.00%	20	55.56%	4	11.11%	0	0.00%	0	0.00%
Vote by Mail	0	0.00%	9	1.52%	3	0.51%	276	46.46%	45	7.58%	0	0.00%	1	0.17%
Canvass	0	0.00%	0	0.00%	0	0.00%	1	25.00%	0	0.00%	0	0.00%	0	0.00%
Total	0	0.00%	9	1.42%	3	0.47%	297	46.85%	49	7.73%	0	0.00%	1	0.16%
0037241														
Election Day	0	0.00%	0	0.00%	0	0.00%	27	69.23%	0	0.00%	0	0.00%	0	0.00%
Vote by Mail	0	0.00%	10	1.48%	5	0.74%	294	43.56%	72	10.67%	0	0.00%	2	0.30%
Canvass	0	0.00%	0	0.00%	1	33.33%	1	33.33%	0	0.00%	0	0.00%	0	0.00%
Total	0	0.00%	10	1.39%	6	0.84%	322	44.91%	72	10.04%	0	0.00%	2	0.28%
0037296														
Election Day	0	0.00%	0	0.00%	0	0.00%	14	58.33%	0	0.00%	0	0.00%	0	0.00%
Vote by Mail	0	0.00%	5	0.63%	7	0.89%	353	44.80%	53	6.73%	0	0.00%	1	0.13%
Canvass	0	0.00%	0	0.00%	0	0.00%	3	42.86%	0	0.00%	0	0.00%	0	0.00%
Total	0	0.00%	5	0.61%	7	0.85%	370	45.18%	53	6.47%	0	0.00%	1	0.12%

Precinct	JOHN COX (REP)		HEATHER COLLINS (G-P)		DANIEL WATTS (DEM)		NICKOLAS WILDSTAR (REP)		SARAH STEPHENS (REP)		DENVER STONER (REP)		JOE M. SYMMON (REP)	
0036844														
Election Day	3	5.45%	0	0.00%	0	0.00%	0	0.00%	0	0.00%	0	0.00%	0	0.00%
Vote by Mail	34	4.59%	0	0.00%	12	1.62%	0	0.00%	0	0.00%	1	0.14%	0	0.00%
Canvass	0	0.00%	0	0.00%	0	0.00%	0	0.00%	0	0.00%	0	0.00%	0	0.00%
Total	37	4.60%	0	0.00%	12	1.49%	0	0.00%	0	0.00%	1	0.12%	0	0.00%
0036895														
Election Day	0	0.00%	0	0.00%	0	0.00%	0	0.00%	0	0.00%	0	0.00%	0	0.00%
Vote by Mail	28	3.22%	5	0.57%	3	0.34%	0	0.00%	0	0.00%	1	0.11%	0	0.00%
Canvass	0	0.00%	0	0.00%	0	0.00%	0	0.00%	0	0.00%	0	0.00%	0	0.00%
Total	28	3.05%	5	0.54%	3	0.33%	0	0.00%	0	0.00%	1	0.11%	0	0.00%
0036962														
Election Day	1	2.56%	0	0.00%	1	2.56%	0	0.00%	0	0.00%	0	0.00%	0	0.00%
Vote by Mail	29	4.11%	0	0.00%	15	2.13%	0	0.00%	3	0.43%	0	0.00%	0	0.00%
Canvass	0	0.00%	0	0.00%	0	0.00%	0	0.00%	0	0.00%	0	0.00%	0	0.00%
Total	30	4.01%	0	0.00%	16	2.14%	0	0.00%	3	0.40%	0	0.00%	0	0.00%
0037138														
Election Day	0	0.00%	0	0.00%	0	0.00%	0	0.00%	0	0.00%	0	0.00%	0	0.00%
Vote by Mail	24	4.04%	2	0.34%	4	0.67%	0	0.00%	0	0.00%	0	0.00%	0	0.00%
Canvass	1	25.00%	0	0.00%	0	0.00%	0	0.00%	0	0.00%	0	0.00%	0	0.00%
Total	25	3.94%	2	0.32%	4	0.63%	0	0.00%	0	0.00%	0	0.00%	0	0.00%
0037241														
Election Day	1	2.56%	1	2.56%	1	2.56%	0	0.00%	0	0.00%	0	0.00%	0	0.00%
Vote by Mail	24	3.56%	3	0.44%	9	1.33%	0	0.00%	0	0.00%	0	0.00%	0	0.00%
Canvass	0	0.00%	0	0.00%	0	0.00%	0	0.00%	0	0.00%	0	0.00%	0	0.00%
Total	25	3.49%	4	0.56%	10	1.39%	0	0.00%	0	0.00%	0	0.00%	0	0.00%
0037296														
Election Day	0	0.00%	0	0.00%	0	0.00%	0	0.00%	0	0.00%	0	0.00%	0	0.00%
Vote by Mail	24	3.05%	3	0.38%	9	1.14%	0	0.00%	0	0.00%	0	0.00%	0	0.00%
Canvass	0	0.00%	0	0.00%	0	0.00%	0	0.00%	0	0.00%	0	0.00%	0	0.00%
Total	24	2.93%	3	0.37%	9	1.10%	0	0.00%	0	0.00%	0	0.00%	0	0.00%

Precinct	MAJOR SINGH (NPP)		DOUG OSE (REP)		Write-in		Total Votes	ROXANNE Qualified Write In		STACY SMITH Qualified Write In		MAJOR WILLIAMS Qualified Write In	
0036844													
Election Day	0	0.00%	0	0.00%	0	0.00%	55	0	0.00%	0	0.00%	0	0.00%
Vote by Mail	8	1.08%	5	0.68%	2	0.27%	740	0	0.00%	0	0.00%	2	0.27%
Canvass	0	0.00%	0	0.00%	0	0.00%	9	0	0.00%	0	0.00%	0	0.00%
Total	8	1.00%	5	0.62%	2	0.25%	804	0	0.00%	0	0.00%	2	0.25%
0036895													
Election Day	0	0.00%	1	2.22%	0	0.00%	45	0	0.00%	0	0.00%	0	0.00%
Vote by Mail	8	0.92%	6	0.69%	0	0.00%	870	0	0.00%	0	0.00%	0	0.00%
Canvass	0	0.00%	0	0.00%	0	0.00%	3	0	0.00%	0	0.00%	0	0.00%
Total	8	0.87%	7	0.76%	0	0.00%	918	0	0.00%	0	0.00%	0	0.00%
0036962													
Election Day	1	2.56%	0	0.00%	0	0.00%	39	0	0.00%	0	0.00%	0	0.00%
Vote by Mail	8	1.13%	3	0.43%	0	0.00%	705	0	0.00%	0	0.00%	0	0.00%
Canvass	0	0.00%	0	0.00%	0	0.00%	5	0	0.00%	0	0.00%	0	0.00%
Total	9	1.20%	3	0.40%	0	0.00%	749	0	0.00%	0	0.00%	0	0.00%
0037138													
Election Day	0	0.00%	0	0.00%	0	0.00%	36	0	0.00%	0	0.00%	0	0.00%
Vote by Mail	2	0.34%	5	0.84%	0	0.00%	594	0	0.00%	0	0.00%	0	0.00%
Canvass	0	0.00%	0	0.00%	0	0.00%	4	0	0.00%	0	0.00%	0	0.00%
Total	2	0.32%	5	0.79%	0	0.00%	634	0	0.00%	0	0.00%	0	0.00%
0037241													
Election Day	0	0.00%	1	2.56%	0	0.00%	39	0	0.00%	0	0.00%	0	0.00%
Vote by Mail	1	0.15%	8	1.19%	0	0.00%	675	0	0.00%	0	0.00%	0	0.00%
Canvass	0	0.00%	0	0.00%	0	0.00%	3	0	0.00%	0	0.00%	0	0.00%
Total	1	0.14%	9	1.26%	0	0.00%	717	0	0.00%	0	0.00%	0	0.00%
0037296													
Election Day	0	0.00%	0	0.00%	0	0.00%	24	0	0.00%	0	0.00%	0	0.00%
Vote by Mail	0	0.00%	3	0.38%	0	0.00%	788	0	0.00%	0	0.00%	0	0.00%
Canvass	0	0.00%	0	0.00%	0	0.00%	7	0	0.00%	0	0.00%	0	0.00%
Total	0	0.00%	3	0.37%	0	0.00%	819	0	0.00%	0	0.00%	0	0.00%

Precinct	THUY E. HUGENS Qualified Write In		MIKI HABRYN Qualified Write In		VINCE LUNDGREN Qualified Write In		VIVEK B. MOHAN Qualified Write In	
0036844								
Election Day	0	0.00%	0	0.00%	0	0.00%	0	0.00%
Vote by Mail	0	0.00%	0	0.00%	0	0.00%	0	0.00%
Canvass	0	0.00%	0	0.00%	0	0.00%	0	0.00%
Total	0	0.00%	0	0.00%	0	0.00%	0	0.00%
0036895								
Election Day	0	0.00%	0	0.00%	0	0.00%	0	0.00%
Vote by Mail	0	0.00%	0	0.00%	0	0.00%	0	0.00%
Canvass	0	0.00%	0	0.00%	0	0.00%	0	0.00%
Total	0	0.00%	0	0.00%	0	0.00%	0	0.00%
0036962								
Election Day	0	0.00%	0	0.00%	0	0.00%	0	0.00%
Vote by Mail	0	0.00%	0	0.00%	0	0.00%	0	0.00%
Canvass	0	0.00%	0	0.00%	0	0.00%	0	0.00%
Total	0	0.00%	0	0.00%	0	0.00%	0	0.00%
0037138								
Election Day	0	0.00%	0	0.00%	0	0.00%	0	0.00%
Vote by Mail	0	0.00%	0	0.00%	0	0.00%	0	0.00%
Canvass	0	0.00%	0	0.00%	0	0.00%	0	0.00%
Total	0	0.00%	0	0.00%	0	0.00%	0	0.00%
0037241								
Election Day	0	0.00%	0	0.00%	0	0.00%	0	0.00%
Vote by Mail	0	0.00%	0	0.00%	0	0.00%	0	0.00%
Canvass	0	0.00%	0	0.00%	0	0.00%	0	0.00%
Total	0	0.00%	0	0.00%	0	0.00%	0	0.00%
0037296								
Election Day	0	0.00%	0	0.00%	0	0.00%	0	0.00%
Vote by Mail	0	0.00%	0	0.00%	0	0.00%	0	0.00%
Canvass	0	0.00%	0	0.00%	0	0.00%	0	0.00%
Total	0	0.00%	0	0.00%	0	0.00%	0	0.00%

Precinct	Times Cast	Registered Voters	Undervotes	Overvotes
0037443				
Election Day	65	1,355	9	0
Vote by Mail	999	1,355	372	1
Canvass	8	1,355	1	0
Total	1,072	1,355	382	1
0038113				
Election Day	34	1,830	3	0
Vote by Mail	1,402	1,830	436	1
Canvass	8	1,830	1	0
Total	1,444	1,830	440	1
0039027				
Election Day	58	1,442	9	0
Vote by Mail	960	1,442	346	2
Canvass	4	1,442	0	0
Total	1,022	1,442	355	2
0039226				
Election Day	44	1,545	3	0
Vote by Mail	1,160	1,545	374	0
Canvass	4	1,545	3	0
Total	1,208	1,545	380	0
0039297				
Election Day	35	1,081	5	0
Vote by Mail	639	1,081	239	1
Canvass	5	1,081	0	0
Total	679	1,081	244	1
0039423				
Election Day	36	1,628	2	0
Vote by Mail	1,172	1,628	397	0
Canvass	4	1,628	3	0
Total	1,212	1,628	402	0

Precinct	DAN KAPELOVITZ (G-P)		KEVIN K. KAUL (NPP)	
0037443				
Election Day	0	0.00%	0	0.00%
Vote by Mail	2	0.32%	0	0.00%
Canvass	0	0.00%	0	0.00%
Total	2	0.29%	0	0.00%
0038113				
Election Day	0	0.00%	0	0.00%
Vote by Mail	4	0.41%	0	0.00%
Canvass	0	0.00%	0	0.00%
Total	4	0.40%	0	0.00%
0039027				
Election Day	0	0.00%	0	0.00%
Vote by Mail	3	0.49%	0	0.00%
Canvass	0	0.00%	0	0.00%
Total	3	0.45%	0	0.00%
0039226				
Election Day	0	0.00%	0	0.00%
Vote by Mail	4	0.51%	0	0.00%
Canvass	0	0.00%	0	0.00%
Total	4	0.48%	0	0.00%
0039297				
Election Day	0	0.00%	0	0.00%
Vote by Mail	0	0.00%	0	0.00%
Canvass	0	0.00%	0	0.00%
Total	0	0.00%	0	0.00%
0039423				
Election Day	0	0.00%	0	0.00%
Vote by Mail	5	0.65%	4	0.52%
Canvass	0	0.00%	0	0.00%
Total	5	0.62%	4	0.49%

Precinct	CHAUNCEY "SLIM" KILLENS (REP)		KEVIN KILEY (REP)		PATRICK KILPATRICK (DEM)		ANTHONY TRIMINO (REP)		JOEL VENTRESCA (DEM)		KEVIN L. FAULCONER (REP)		RHONDA FURIN (REP)	
0037443														
Election Day	0	0.00%	5	8.93%	1	1.79%	2	3.57%	0	0.00%	1	1.79%	0	0.00%
Vote by Mail	3	0.48%	65	10.38%	2	0.32%	5	0.80%	18	2.88%	58	9.27%	0	0.00%
Canvass	0	0.00%	1	14.29%	1	14.29%	0	0.00%	0	0.00%	0	0.00%	0	0.00%
Total	3	0.44%	71	10.30%	4	0.58%	7	1.02%	18	2.61%	59	8.56%	0	0.00%
0038113														
Election Day	0	0.00%	7	22.58%	0	0.00%	0	0.00%	1	3.23%	1	3.23%	0	0.00%
Vote by Mail	0	0.00%	103	10.67%	9	0.93%	7	0.73%	26	2.69%	98	10.16%	0	0.00%
Canvass	0	0.00%	1	14.29%	0	0.00%	0	0.00%	0	0.00%	0	0.00%	0	0.00%
Total	0	0.00%	111	11.07%	9	0.90%	7	0.70%	27	2.69%	99	9.87%	0	0.00%
0039027														
Election Day	0	0.00%	5	10.20%	0	0.00%	0	0.00%	2	4.08%	2	4.08%	0	0.00%
Vote by Mail	0	0.00%	59	9.64%	7	1.14%	6	0.98%	28	4.58%	62	10.13%	1	0.16%
Canvass	0	0.00%	1	25.00%	1	25.00%	0	0.00%	0	0.00%	1	25.00%	0	0.00%
Total	0	0.00%	65	9.77%	8	1.20%	6	0.90%	30	4.51%	65	9.77%	1	0.15%
0039226														
Election Day	0	0.00%	7	17.07%	1	2.44%	0	0.00%	0	0.00%	1	2.44%	0	0.00%
Vote by Mail	0	0.00%	128	16.28%	5	0.64%	4	0.51%	23	2.93%	64	8.14%	0	0.00%
Canvass	0	0.00%	0	0.00%	0	0.00%	0	0.00%	0	0.00%	0	0.00%	0	0.00%
Total	0	0.00%	135	16.30%	6	0.72%	4	0.48%	23	2.78%	65	7.85%	0	0.00%
0039297														
Election Day	0	0.00%	3	10.00%	0	0.00%	3	10.00%	1	3.33%	1	3.33%	0	0.00%
Vote by Mail	0	0.00%	54	13.53%	6	1.50%	0	0.00%	15	3.76%	30	7.52%	1	0.25%
Canvass	0	0.00%	0	0.00%	0	0.00%	0	0.00%	0	0.00%	0	0.00%	0	0.00%
Total	0	0.00%	57	13.13%	6	1.38%	3	0.69%	16	3.69%	31	7.14%	1	0.23%
0039423														
Election Day	0	0.00%	8	23.53%	0	0.00%	1	2.94%	0	0.00%	2	5.88%	0	0.00%
Vote by Mail	0	0.00%	106	13.68%	7	0.90%	1	0.13%	36	4.65%	68	8.77%	0	0.00%
Canvass	0	0.00%	0	0.00%	0	0.00%	0	0.00%	0	0.00%	0	0.00%	0	0.00%
Total	0	0.00%	114	14.07%	7	0.86%	2	0.25%	36	4.44%	70	8.64%	0	0.00%

Precinct	ROBERT C. NEWMAN II (REP)		DENNIS RICHTER (NPP)		BRANDON M. ROSS (DEM)		SAM L. GALLUCCI (REP)		TED GAINES (REP)		CAITLYN JENNER (REP)		LEO S. ZACKY (REP)	
0037443														
Election Day	0	0.00%	0	0.00%	2	3.57%	0	0.00%	0	0.00%	0	0.00%	0	0.00%
Vote by Mail	0	0.00%	3	0.48%	23	3.67%	3	0.48%	12	1.92%	5	0.80%	0	0.00%
Canvass	0	0.00%	0	0.00%	0	0.00%	0	0.00%	0	0.00%	0	0.00%	0	0.00%
Total	0	0.00%	3	0.44%	25	3.63%	3	0.44%	12	1.74%	5	0.73%	0	0.00%
0038113														
Election Day	0	0.00%	0	0.00%	1	3.23%	0	0.00%	1	3.23%	0	0.00%	0	0.00%
Vote by Mail	4	0.41%	2	0.21%	37	3.83%	0	0.00%	16	1.66%	7	0.73%	0	0.00%
Canvass	0	0.00%	0	0.00%	0	0.00%	0	0.00%	0	0.00%	0	0.00%	0	0.00%
Total	4	0.40%	2	0.20%	38	3.79%	0	0.00%	17	1.69%	7	0.70%	0	0.00%
0039027														
Election Day	0	0.00%	0	0.00%	1	2.04%	0	0.00%	1	2.04%	0	0.00%	0	0.00%
Vote by Mail	0	0.00%	0	0.00%	31	5.07%	0	0.00%	17	2.78%	4	0.65%	0	0.00%
Canvass	0	0.00%	0	0.00%	0	0.00%	0	0.00%	0	0.00%	0	0.00%	0	0.00%
Total	0	0.00%	0	0.00%	32	4.81%	0	0.00%	18	2.71%	4	0.60%	0	0.00%
0039226														
Election Day	0	0.00%	0	0.00%	3	7.32%	0	0.00%	1	2.44%	0	0.00%	0	0.00%
Vote by Mail	0	0.00%	0	0.00%	38	4.83%	2	0.25%	19	2.42%	6	0.76%	1	0.13%
Canvass	0	0.00%	0	0.00%	0	0.00%	0	0.00%	0	0.00%	0	0.00%	0	0.00%
Total	0	0.00%	0	0.00%	41	4.95%	2	0.24%	20	2.42%	6	0.72%	1	0.12%
0039297														
Election Day	0	0.00%	0	0.00%	0	0.00%	0	0.00%	0	0.00%	0	0.00%	0	0.00%
Vote by Mail	1	0.25%	0	0.00%	27	6.77%	1	0.25%	7	1.75%	3	0.75%	0	0.00%
Canvass	0	0.00%	0	0.00%	1	20.00%	0	0.00%	0	0.00%	0	0.00%	0	0.00%
Total	1	0.23%	0	0.00%	28	6.45%	1	0.23%	7	1.61%	3	0.69%	0	0.00%
0039423														
Election Day	0	0.00%	0	0.00%	3	8.82%	0	0.00%	1	2.94%	0	0.00%	0	0.00%
Vote by Mail	0	0.00%	1	0.13%	32	4.13%	1	0.13%	13	1.68%	6	0.77%	0	0.00%
Canvass	0	0.00%	0	0.00%	0	0.00%	0	0.00%	0	0.00%	0	0.00%	0	0.00%
Total	0	0.00%	1	0.12%	35	4.32%	1	0.12%	14	1.73%	6	0.74%	0	0.00%

Precinct	DANIEL MERCURI (REP)		JACQUELINE MCGOWAN (DEM)		DAVID MOORE (NPP)		DAVID ALEXANDER BRAMANTE (REP)		HOLLY L. BAADE (DEM)		ANGELYNE (NPP)		JAMES G. HANINK (NPP)	
0037443														
Election Day	0	0.00%	2	3.57%	0	0.00%	0	0.00%	0	0.00%	0	0.00%	0	0.00%
Vote by Mail	0	0.00%	11	1.76%	2	0.32%	0	0.00%	7	1.12%	3	0.48%	0	0.00%
Canvass	0	0.00%	0	0.00%	0	0.00%	0	0.00%	0	0.00%	0	0.00%	0	0.00%
Total	0	0.00%	13	1.89%	2	0.29%	0	0.00%	7	1.02%	3	0.44%	0	0.00%
0038113														
Election Day	0	0.00%	0	0.00%	0	0.00%	0	0.00%	0	0.00%	0	0.00%	0	0.00%
Vote by Mail	0	0.00%	17	1.76%	0	0.00%	0	0.00%	13	1.35%	1	0.10%	0	0.00%
Canvass	0	0.00%	0	0.00%	0	0.00%	0	0.00%	0	0.00%	0	0.00%	0	0.00%
Total	0	0.00%	17	1.69%	0	0.00%	0	0.00%	13	1.30%	1	0.10%	0	0.00%
0039027														
Election Day	0	0.00%	1	2.04%	0	0.00%	0	0.00%	1	2.04%	0	0.00%	0	0.00%
Vote by Mail	0	0.00%	24	3.92%	1	0.16%	1	0.16%	6	0.98%	6	0.98%	0	0.00%
Canvass	0	0.00%	0	0.00%	0	0.00%	0	0.00%	0	0.00%	0	0.00%	0	0.00%
Total	0	0.00%	25	3.76%	1	0.15%	1	0.15%	7	1.05%	6	0.90%	0	0.00%
0039226														
Election Day	0	0.00%	0	0.00%	0	0.00%	0	0.00%	0	0.00%	0	0.00%	0	0.00%
Vote by Mail	0	0.00%	12	1.53%	2	0.25%	0	0.00%	4	0.51%	2	0.25%	0	0.00%
Canvass	0	0.00%	0	0.00%	0	0.00%	0	0.00%	0	0.00%	0	0.00%	0	0.00%
Total	0	0.00%	12	1.45%	2	0.24%	0	0.00%	4	0.48%	2	0.24%	0	0.00%
0039297														
Election Day	0	0.00%	0	0.00%	0	0.00%	0	0.00%	1	3.33%	0	0.00%	0	0.00%
Vote by Mail	0	0.00%	8	2.01%	1	0.25%	0	0.00%	1	0.25%	2	0.50%	0	0.00%
Canvass	0	0.00%	0	0.00%	0	0.00%	0	0.00%	0	0.00%	0	0.00%	0	0.00%
Total	0	0.00%	8	1.84%	1	0.23%	0	0.00%	2	0.46%	2	0.46%	0	0.00%
0039423														
Election Day	0	0.00%	0	0.00%	0	0.00%	0	0.00%	0	0.00%	0	0.00%	0	0.00%
Vote by Mail	0	0.00%	13	1.68%	0	0.00%	0	0.00%	5	0.65%	0	0.00%	0	0.00%
Canvass	0	0.00%	0	0.00%	0	0.00%	0	0.00%	0	0.00%	0	0.00%	0	0.00%
Total	0	0.00%	13	1.60%	0	0.00%	0	0.00%	5	0.62%	0	0.00%	0	0.00%

Precinct	DAVID HILLBERG (REP)		JEFF HEWITT (LIB)		JOHN R. DRAKE (DEM)		LARRY A. ELDER (REP)		KEVIN PAFFRATH (DEM)		ADAM PAPAGAN (NPP)		ARMANDO "MANDO" PEREZ- SERRATO (DEM)	
0037443														
Election Day	0	0.00%	0	0.00%	0	0.00%	41	73.21%	1	1.79%	0	0.00%	0	0.00%
Vote by Mail	0	0.00%	4	0.64%	5	0.80%	279	44.57%	55	8.79%	0	0.00%	3	0.48%
Canvass	0	0.00%	0	0.00%	0	0.00%	5	71.43%	0	0.00%	0	0.00%	0	0.00%
Total	0	0.00%	4	0.58%	5	0.73%	325	47.17%	56	8.13%	0	0.00%	3	0.44%
0038113														
Election Day	0	0.00%	0	0.00%	0	0.00%	19	61.29%	0	0.00%	0	0.00%	0	0.00%
Vote by Mail	1	0.10%	4	0.41%	1	0.10%	474	49.12%	78	8.08%	0	0.00%	4	0.41%
Canvass	0	0.00%	0	0.00%	0	0.00%	5	71.43%	0	0.00%	0	0.00%	0	0.00%
Total	1	0.10%	4	0.40%	1	0.10%	498	49.65%	78	7.78%	0	0.00%	4	0.40%
0039027														
Election Day	0	0.00%	1	2.04%	1	2.04%	33	67.35%	1	2.04%	0	0.00%	0	0.00%
Vote by Mail	0	0.00%	5	0.82%	1	0.16%	228	37.25%	59	9.64%	0	0.00%	3	0.49%
Canvass	0	0.00%	0	0.00%	0	0.00%	1	25.00%	0	0.00%	0	0.00%	0	0.00%
Total	0	0.00%	6	0.90%	2	0.30%	262	39.40%	60	9.02%	0	0.00%	3	0.45%
0039226														
Election Day	0	0.00%	0	0.00%	0	0.00%	26	63.41%	1	2.44%	0	0.00%	0	0.00%
Vote by Mail	0	0.00%	3	0.38%	0	0.00%	331	42.11%	63	8.02%	1	0.13%	1	0.13%
Canvass	0	0.00%	0	0.00%	0	0.00%	0	0.00%	0	0.00%	0	0.00%	0	0.00%
Total	0	0.00%	3	0.36%	0	0.00%	357	43.12%	64	7.73%	1	0.12%	1	0.12%
0039297														
Election Day	0	0.00%	0	0.00%	0	0.00%	20	66.67%	1	3.33%	0	0.00%	0	0.00%
Vote by Mail	0	0.00%	2	0.50%	1	0.25%	163	40.85%	44	11.03%	0	0.00%	0	0.00%
Canvass	0	0.00%	0	0.00%	0	0.00%	4	80.00%	0	0.00%	0	0.00%	0	0.00%
Total	0	0.00%	2	0.46%	1	0.23%	187	43.09%	45	10.37%	0	0.00%	0	0.00%
0039423														
Election Day	0	0.00%	0	0.00%	0	0.00%	15	44.12%	1	2.94%	0	0.00%	0	0.00%
Vote by Mail	1	0.13%	5	0.65%	3	0.39%	317	40.90%	101	13.03%	0	0.00%	3	0.39%
Canvass	0	0.00%	0	0.00%	0	0.00%	1	100.00%	0	0.00%	0	0.00%	0	0.00%
Total	1	0.12%	5	0.62%	3	0.37%	333	41.11%	102	12.59%	0	0.00%	3	0.37%

Precinct	JOHN COX (REP)		HEATHER COLLINS (G-P)		DANIEL WATTS (DEM)		NICKOLAS WILDSTAR (REP)		SARAH STEPHENS (REP)		DENVER STONER (REP)		JOE M. SYMMON (REP)	
0037443														
Election Day	1	1.79%	0	0.00%	0	0.00%	0	0.00%	0	0.00%	0	0.00%	0	0.00%
Vote by Mail	26	4.15%	7	1.12%	7	1.12%	0	0.00%	0	0.00%	2	0.32%	0	0.00%
Canvass	0	0.00%	0	0.00%	0	0.00%	0	0.00%	0	0.00%	0	0.00%	0	0.00%
Total	27	3.92%	7	1.02%	7	1.02%	0	0.00%	0	0.00%	2	0.29%	0	0.00%
0038113														
Election Day	0	0.00%	1	3.23%	0	0.00%	0	0.00%	0	0.00%	0	0.00%	0	0.00%
Vote by Mail	25	2.59%	9	0.93%	11	1.14%	2	0.21%	0	0.00%	0	0.00%	0	0.00%
Canvass	0	0.00%	0	0.00%	0	0.00%	0	0.00%	0	0.00%	0	0.00%	0	0.00%
Total	25	2.49%	10	1.00%	11	1.10%	2	0.20%	0	0.00%	0	0.00%	0	0.00%
0039027														
Election Day	0	0.00%	0	0.00%	0	0.00%	0	0.00%	0	0.00%	0	0.00%	0	0.00%
Vote by Mail	31	5.07%	1	0.16%	13	2.12%	0	0.00%	0	0.00%	1	0.16%	0	0.00%
Canvass	0	0.00%	0	0.00%	0	0.00%	0	0.00%	0	0.00%	0	0.00%	0	0.00%
Total	31	4.66%	1	0.15%	13	1.95%	0	0.00%	0	0.00%	1	0.15%	0	0.00%
0039226														
Election Day	1	2.44%	0	0.00%	0	0.00%	0	0.00%	0	0.00%	0	0.00%	0	0.00%
Vote by Mail	39	4.96%	5	0.64%	11	1.40%	0	0.00%	0	0.00%	1	0.13%	0	0.00%
Canvass	0	0.00%	1	100.00%	0	0.00%	0	0.00%	0	0.00%	0	0.00%	0	0.00%
Total	40	4.83%	6	0.72%	11	1.33%	0	0.00%	0	0.00%	1	0.12%	0	0.00%
0039297														
Election Day	0	0.00%	0	0.00%	0	0.00%	0	0.00%	0	0.00%	0	0.00%	0	0.00%
Vote by Mail	16	4.01%	2	0.50%	2	0.50%	0	0.00%	1	0.25%	0	0.00%	0	0.00%
Canvass	0	0.00%	0	0.00%	0	0.00%	0	0.00%	0	0.00%	0	0.00%	0	0.00%
Total	16	3.69%	2	0.46%	2	0.46%	0	0.00%	1	0.23%	0	0.00%	0	0.00%
0039423														
Election Day	1	2.94%	1	2.94%	0	0.00%	0	0.00%	0	0.00%	0	0.00%	0	0.00%
Vote by Mail	26	3.35%	3	0.39%	5	0.65%	0	0.00%	0	0.00%	2	0.26%	0	0.00%
Canvass	0	0.00%	0	0.00%	0	0.00%	0	0.00%	0	0.00%	0	0.00%	0	0.00%
Total	27	3.33%	4	0.49%	5	0.62%	0	0.00%	0	0.00%	2	0.25%	0	0.00%

Precinct	MAJOR SINGH (NPP)		DOUG OSE (REP)		Write-in		Total Votes	ROXANNE Qualified Write In		STACY SMITH Qualified Write In		MAJOR WILLIAMS Qualified Write In	
0037443													
Election Day	0	0.00%	0	0.00%	0	0.00%	56	0	0.00%	0	0.00%	0	0.00%
Vote by Mail	8	1.28%	2	0.32%	0	0.00%	626	0	0.00%	0	0.00%	0	0.00%
Canvass	0	0.00%	0	0.00%	0	0.00%	7	0	0.00%	0	0.00%	0	0.00%
Total	8	1.16%	2	0.29%	0	0.00%	689	0	0.00%	0	0.00%	0	0.00%
0038113													
Election Day	0	0.00%	0	0.00%	0	0.00%	31	0	0.00%	0	0.00%	0	0.00%
Vote by Mail	1	0.10%	3	0.31%	3	0.31%	965	0	0.00%	0	0.00%	3	0.31%
Canvass	0	0.00%	0	0.00%	0	0.00%	7	0	0.00%	0	0.00%	0	0.00%
Total	1	0.10%	3	0.30%	3	0.30%	1,003	0	0.00%	0	0.00%	3	0.30%
0039027													
Election Day	0	0.00%	0	0.00%	0	0.00%	49	0	0.00%	0	0.00%	0	0.00%
Vote by Mail	3	0.49%	1	0.16%	0	0.00%	612	0	0.00%	0	0.00%	0	0.00%
Canvass	0	0.00%	0	0.00%	0	0.00%	4	0	0.00%	0	0.00%	0	0.00%
Total	3	0.45%	1	0.15%	0	0.00%	665	0	0.00%	0	0.00%	0	0.00%
0039226													
Election Day	0	0.00%	0	0.00%	0	0.00%	41	0	0.00%	0	0.00%	0	0.00%
Vote by Mail	5	0.64%	8	1.02%	0	0.00%	786	0	0.00%	0	0.00%	0	0.00%
Canvass	0	0.00%	0	0.00%	0	0.00%	1	0	0.00%	0	0.00%	0	0.00%
Total	5	0.60%	8	0.97%	0	0.00%	828	0	0.00%	0	0.00%	0	0.00%
0039297													
Election Day	0	0.00%	0	0.00%	0	0.00%	30	0	0.00%	0	0.00%	0	0.00%
Vote by Mail	5	1.25%	2	0.50%	1	0.25%	399	0	0.00%	0	0.00%	1	0.25%
Canvass	0	0.00%	0	0.00%	0	0.00%	5	0	0.00%	0	0.00%	0	0.00%
Total	5	1.15%	2	0.46%	1	0.23%	434	0	0.00%	0	0.00%	1	0.23%
0039423													
Election Day	1	2.94%	0	0.00%	0	0.00%	34	0	0.00%	0	0.00%	0	0.00%
Vote by Mail	5	0.65%	6	0.77%	0	0.00%	775	0	0.00%	0	0.00%	0	0.00%
Canvass	0	0.00%	0	0.00%	0	0.00%	1	0	0.00%	0	0.00%	0	0.00%
Total	6	0.74%	6	0.74%	0	0.00%	810	0	0.00%	0	0.00%	0	0.00%

Precinct	THUY E. HUGENS Qualified Write In		MIKI HABRYN Qualified Write In		VINCE LUNDGREN Qualified Write In		VIVEK B. MOHAN Qualified Write In	
0037443								
Election Day	0	0.00%	0	0.00%	0	0.00%	0	0.00%
Vote by Mail	0	0.00%	0	0.00%	0	0.00%	0	0.00%
Canvass	0	0.00%	0	0.00%	0	0.00%	0	0.00%
Total	0	0.00%	0	0.00%	0	0.00%	0	0.00%
0038113								
Election Day	0	0.00%	0	0.00%	0	0.00%	0	0.00%
Vote by Mail	0	0.00%	0	0.00%	0	0.00%	0	0.00%
Canvass	0	0.00%	0	0.00%	0	0.00%	0	0.00%
Total	0	0.00%	0	0.00%	0	0.00%	0	0.00%
0039027								
Election Day	0	0.00%	0	0.00%	0	0.00%	0	0.00%
Vote by Mail	0	0.00%	0	0.00%	0	0.00%	0	0.00%
Canvass	0	0.00%	0	0.00%	0	0.00%	0	0.00%
Total	0	0.00%	0	0.00%	0	0.00%	0	0.00%
0039226								
Election Day	0	0.00%	0	0.00%	0	0.00%	0	0.00%
Vote by Mail	0	0.00%	0	0.00%	0	0.00%	0	0.00%
Canvass	0	0.00%	0	0.00%	0	0.00%	0	0.00%
Total	0	0.00%	0	0.00%	0	0.00%	0	0.00%
0039297								
Election Day	0	0.00%	0	0.00%	0	0.00%	0	0.00%
Vote by Mail	0	0.00%	0	0.00%	0	0.00%	0	0.00%
Canvass	0	0.00%	0	0.00%	0	0.00%	0	0.00%
Total	0	0.00%	0	0.00%	0	0.00%	0	0.00%
0039423								
Election Day	0	0.00%	0	0.00%	0	0.00%	0	0.00%
Vote by Mail	0	0.00%	0	0.00%	0	0.00%	0	0.00%
Canvass	0	0.00%	0	0.00%	0	0.00%	0	0.00%
Total	0	0.00%	0	0.00%	0	0.00%	0	0.00%

Precinct	Times Cast	Registered Voters	Undervotes	Overvotes
0039536				
Election Day	44	1,531	8	0
Vote by Mail	1,058	1,531	386	1
Canvass	2	1,531	0	0
Total	1,104	1,531	394	1
0039582				
Election Day	47	1,518	6	0
Vote by Mail	1,113	1,518	360	2
Canvass	3	1,518	1	0
Total	1,163	1,518	367	2
0039779				
Election Day	72	1,585	10	0
Vote by Mail	1,015	1,585	357	1
Canvass	8	1,585	1	0
Total	1,095	1,585	368	1
0039967				
Election Day	51	1,385	4	0
Vote by Mail	906	1,385	334	0
Canvass	4	1,385	1	0
Total	961	1,385	339	0
0041017				
Election Day	35	1,513	18	0
Vote by Mail	896	1,513	501	4
Canvass	11	1,513	5	0
Total	942	1,513	524	4
0041028				
Election Day	8	666	1	0
Vote by Mail	152	666	85	1
Canvass	2	666	1	0
Total	162	666	87	1

Precinct	DAN KAPELOVITZ (G-P)		KEVIN K. KAUL (NPP)	
0039536				
Election Day	0	0.00%	0	0.00%
Vote by Mail	0	0.00%	1	0.15%
Canvass	0	0.00%	0	0.00%
Total	0	0.00%	1	0.14%
0039582				
Election Day	0	0.00%	0	0.00%
Vote by Mail	6	0.80%	0	0.00%
Canvass	0	0.00%	0	0.00%
Total	6	0.76%	0	0.00%
0039779				
Election Day	0	0.00%	0	0.00%
Vote by Mail	2	0.30%	0	0.00%
Canvass	0	0.00%	0	0.00%
Total	2	0.28%	0	0.00%
0039967				
Election Day	0	0.00%	0	0.00%
Vote by Mail	0	0.00%	0	0.00%
Canvass	1	33.33%	0	0.00%
Total	1	0.16%	0	0.00%
0041017				
Election Day	0	0.00%	0	0.00%
Vote by Mail	6	1.53%	0	0.00%
Canvass	0	0.00%	0	0.00%
Total	6	1.45%	0	0.00%
0041028				
Election Day	0	0.00%	0	0.00%
Vote by Mail	2	3.03%	0	0.00%
Canvass	0	0.00%	0	0.00%
Total	2	2.70%	0	0.00%

Precinct	CHAUNCEY "SLIM" KILLENS (REP)		KEVIN KILEY (REP)		PATRICK KILPATRICK (DEM)		ANTHONY TRIMINO (REP)		JOEL VENTRESCA (DEM)		KEVIN L. FAULCONER (REP)		RHONDA FURIN (REP)	
0039536														
Election Day	0	0.00%	9	25.00%	1	2.78%	1	2.78%	0	0.00%	0	0.00%	0	0.00%
Vote by Mail	0	0.00%	117	17.44%	12	1.79%	0	0.00%	21	3.13%	63	9.39%	0	0.00%
Canvass	0	0.00%	0	0.00%	0	0.00%	0	0.00%	0	0.00%	0	0.00%	0	0.00%
Total	0	0.00%	126	17.77%	13	1.83%	1	0.14%	21	2.96%	63	8.89%	0	0.00%
0039582														
Election Day	0	0.00%	4	9.76%	1	2.44%	0	0.00%	0	0.00%	1	2.44%	0	0.00%
Vote by Mail	0	0.00%	159	21.17%	6	0.80%	1	0.13%	24	3.20%	49	6.52%	0	0.00%
Canvass	0	0.00%	1	50.00%	0	0.00%	0	0.00%	0	0.00%	0	0.00%	0	0.00%
Total	0	0.00%	164	20.65%	7	0.88%	1	0.13%	24	3.02%	50	6.30%	0	0.00%
0039779														
Election Day	0	0.00%	7	11.29%	0	0.00%	1	1.61%	0	0.00%	4	6.45%	0	0.00%
Vote by Mail	0	0.00%	60	9.13%	0	0.00%	0	0.00%	20	3.04%	57	8.68%	0	0.00%
Canvass	0	0.00%	2	28.57%	0	0.00%	0	0.00%	0	0.00%	1	14.29%	0	0.00%
Total	0	0.00%	69	9.50%	0	0.00%	1	0.14%	20	2.75%	62	8.54%	0	0.00%
0039967														
Election Day	0	0.00%	11	23.40%	0	0.00%	0	0.00%	1	2.13%	0	0.00%	0	0.00%
Vote by Mail	0	0.00%	94	16.43%	2	0.35%	3	0.52%	27	4.72%	36	6.29%	0	0.00%
Canvass	0	0.00%	0	0.00%	0	0.00%	0	0.00%	0	0.00%	0	0.00%	0	0.00%
Total	0	0.00%	105	16.88%	2	0.32%	3	0.48%	28	4.50%	36	5.79%	0	0.00%
0041017														
Election Day	0	0.00%	1	5.88%	0	0.00%	0	0.00%	1	5.88%	2	11.76%	0	0.00%
Vote by Mail	0	0.00%	31	7.93%	2	0.51%	0	0.00%	22	5.63%	42	10.74%	0	0.00%
Canvass	0	0.00%	0	0.00%	0	0.00%	0	0.00%	1	16.67%	1	16.67%	0	0.00%
Total	0	0.00%	32	7.73%	2	0.48%	0	0.00%	24	5.80%	45	10.87%	0	0.00%
0041028														
Election Day	0	0.00%	0	0.00%	0	0.00%	0	0.00%	1	14.29%	1	14.29%	0	0.00%
Vote by Mail	0	0.00%	2	3.03%	4	6.06%	0	0.00%	2	3.03%	4	6.06%	0	0.00%
Canvass	0	0.00%	0	0.00%	0	0.00%	0	0.00%	0	0.00%	0	0.00%	0	0.00%
Total	0	0.00%	2	2.70%	4	5.41%	0	0.00%	3	4.05%	5	6.76%	0	0.00%

Precinct	ROBERT C. NEWMAN II (REP)		DENNIS RICHTER (NPP)		BRANDON M. ROSS (DEM)		SAM L. GALLUCCI (REP)		TED GAINES (REP)		CAITLYN JENNER (REP)		LEO S. ZACKY (REP)	
0039536														
Election Day	0	0.00%	0	0.00%	2	5.56%	0	0.00%	0	0.00%	0	0.00%	0	0.00%
Vote by Mail	1	0.15%	0	0.00%	43	6.41%	1	0.15%	12	1.79%	4	0.60%	0	0.00%
Canvass	0	0.00%	0	0.00%	0	0.00%	0	0.00%	0	0.00%	0	0.00%	0	0.00%
Total	1	0.14%	0	0.00%	45	6.35%	1	0.14%	12	1.69%	4	0.56%	0	0.00%
0039582														
Election Day	0	0.00%	0	0.00%	1	2.44%	0	0.00%	1	2.44%	0	0.00%	0	0.00%
Vote by Mail	0	0.00%	0	0.00%	32	4.26%	0	0.00%	21	2.80%	6	0.80%	2	0.27%
Canvass	0	0.00%	0	0.00%	0	0.00%	0	0.00%	0	0.00%	0	0.00%	0	0.00%
Total	0	0.00%	0	0.00%	33	4.16%	0	0.00%	22	2.77%	6	0.76%	2	0.25%
0039779														
Election Day	0	0.00%	0	0.00%	3	4.84%	0	0.00%	1	1.61%	0	0.00%	0	0.00%
Vote by Mail	0	0.00%	0	0.00%	40	6.09%	1	0.15%	14	2.13%	8	1.22%	0	0.00%
Canvass	0	0.00%	0	0.00%	0	0.00%	0	0.00%	0	0.00%	0	0.00%	0	0.00%
Total	0	0.00%	0	0.00%	43	5.92%	1	0.14%	15	2.07%	8	1.10%	0	0.00%
0039967														
Election Day	0	0.00%	0	0.00%	0	0.00%	0	0.00%	0	0.00%	0	0.00%	0	0.00%
Vote by Mail	0	0.00%	0	0.00%	17	2.97%	0	0.00%	14	2.45%	6	1.05%	0	0.00%
Canvass	0	0.00%	0	0.00%	0	0.00%	0	0.00%	0	0.00%	0	0.00%	0	0.00%
Total	0	0.00%	0	0.00%	17	2.73%	0	0.00%	14	2.25%	6	0.96%	0	0.00%
0041017														
Election Day	0	0.00%	0	0.00%	0	0.00%	0	0.00%	0	0.00%	0	0.00%	0	0.00%
Vote by Mail	1	0.26%	2	0.51%	20	5.12%	1	0.26%	4	1.02%	3	0.77%	1	0.26%
Canvass	0	0.00%	0	0.00%	1	16.67%	0	0.00%	0	0.00%	0	0.00%	0	0.00%
Total	1	0.24%	2	0.48%	21	5.07%	1	0.24%	4	0.97%	3	0.72%	1	0.24%
0041028														
Election Day	1	14.29%	0	0.00%	0	0.00%	0	0.00%	0	0.00%	0	0.00%	0	0.00%
Vote by Mail	1	1.52%	0	0.00%	4	6.06%	2	3.03%	0	0.00%	2	3.03%	0	0.00%
Canvass	0	0.00%	0	0.00%	0	0.00%	0	0.00%	0	0.00%	0	0.00%	0	0.00%
Total	2	2.70%	0	0.00%	4	5.41%	2	2.70%	0	0.00%	2	2.70%	0	0.00%

Precinct	JENNY RAE LE ROUX (REP)		DAVID LOZANO (REP)		STEVE CHAVEZ LODGE (REP)		MICHAEL LOEBBS (NPP)		DENIS LUCEY (NPP)		DIEGO MARTINEZ (REP)		JEREMIAH "JEREMY" MARCINIAK (NPP)	
0039536														
Election Day	0	0.00%	0	0.00%	0	0.00%	0	0.00%	1	2.78%	0	0.00%	0	0.00%
Vote by Mail	1	0.15%	0	0.00%	1	0.15%	2	0.30%	0	0.00%	0	0.00%	0	0.00%
Canvass	0	0.00%	0	0.00%	0	0.00%	0	0.00%	0	0.00%	0	0.00%	0	0.00%
Total	1	0.14%	0	0.00%	1	0.14%	2	0.28%	1	0.14%	0	0.00%	0	0.00%
0039582														
Election Day	0	0.00%	0	0.00%	0	0.00%	0	0.00%	0	0.00%	0	0.00%	0	0.00%
Vote by Mail	0	0.00%	0	0.00%	0	0.00%	1	0.13%	0	0.00%	1	0.13%	0	0.00%
Canvass	0	0.00%	0	0.00%	0	0.00%	0	0.00%	0	0.00%	0	0.00%	0	0.00%
Total	0	0.00%	0	0.00%	0	0.00%	1	0.13%	0	0.00%	1	0.13%	0	0.00%
0039779														
Election Day	0	0.00%	0	0.00%	0	0.00%	0	0.00%	0	0.00%	0	0.00%	0	0.00%
Vote by Mail	0	0.00%	1	0.15%	0	0.00%	2	0.30%	0	0.00%	2	0.30%	3	0.46%
Canvass	0	0.00%	0	0.00%	0	0.00%	0	0.00%	0	0.00%	0	0.00%	0	0.00%
Total	0	0.00%	1	0.14%	0	0.00%	2	0.28%	0	0.00%	2	0.28%	3	0.41%
0039967														
Election Day	0	0.00%	0	0.00%	0	0.00%	0	0.00%	0	0.00%	0	0.00%	0	0.00%
Vote by Mail	0	0.00%	0	0.00%	0	0.00%	2	0.35%	0	0.00%	0	0.00%	0	0.00%
Canvass	0	0.00%	0	0.00%	0	0.00%	0	0.00%	0	0.00%	0	0.00%	0	0.00%
Total	0	0.00%	0	0.00%	0	0.00%	2	0.32%	0	0.00%	0	0.00%	0	0.00%
0041017														
Election Day	0	0.00%	0	0.00%	0	0.00%	0	0.00%	0	0.00%	0	0.00%	0	0.00%
Vote by Mail	0	0.00%	0	0.00%	0	0.00%	1	0.26%	0	0.00%	0	0.00%	1	0.26%
Canvass	0	0.00%	0	0.00%	0	0.00%	0	0.00%	0	0.00%	0	0.00%	0	0.00%
Total	0	0.00%	0	0.00%	0	0.00%	1	0.24%	0	0.00%	0	0.00%	1	0.24%
0041028														
Election Day	0	0.00%	0	0.00%	0	0.00%	1	14.29%	0	0.00%	0	0.00%	0	0.00%
Vote by Mail	0	0.00%	0	0.00%	0	0.00%	0	0.00%	0	0.00%	0	0.00%	0	0.00%
Canvass	0	0.00%	0	0.00%	0	0.00%	0	0.00%	0	0.00%	0	0.00%	0	0.00%
Total	0	0.00%	0	0.00%	0	0.00%	1	1.35%	0	0.00%	0	0.00%	0	0.00%

Precinct	DANIEL MERCURI (REP)		JACQUELINE MCGOWAN (DEM)		DAVID MOORE (NPP)		DAVID ALEXANDER BRAMANTE (REP)		HOLLY L. BAADE (DEM)		ANGELYNE (NPP)		JAMES G. HANINK (NPP)	
0039536														
Election Day	0	0.00%	1	2.78%	0	0.00%	0	0.00%	0	0.00%	0	0.00%	0	0.00%
Vote by Mail	1	0.15%	4	0.60%	1	0.15%	1	0.15%	3	0.45%	1	0.15%	0	0.00%
Canvass	0	0.00%	0	0.00%	0	0.00%	0	0.00%	0	0.00%	0	0.00%	0	0.00%
Total	1	0.14%	5	0.71%	1	0.14%	1	0.14%	3	0.42%	1	0.14%	0	0.00%
0039582														
Election Day	0	0.00%	0	0.00%	0	0.00%	0	0.00%	0	0.00%	0	0.00%	0	0.00%
Vote by Mail	0	0.00%	7	0.93%	1	0.13%	1	0.13%	3	0.40%	3	0.40%	1	0.13%
Canvass	0	0.00%	0	0.00%	0	0.00%	0	0.00%	0	0.00%	0	0.00%	0	0.00%
Total	0	0.00%	7	0.88%	1	0.13%	1	0.13%	3	0.38%	3	0.38%	1	0.13%
0039779														
Election Day	0	0.00%	1	1.61%	0	0.00%	0	0.00%	0	0.00%	1	1.61%	0	0.00%
Vote by Mail	0	0.00%	21	3.20%	2	0.30%	0	0.00%	5	0.76%	3	0.46%	0	0.00%
Canvass	0	0.00%	0	0.00%	0	0.00%	0	0.00%	0	0.00%	0	0.00%	0	0.00%
Total	0	0.00%	22	3.03%	2	0.28%	0	0.00%	5	0.69%	4	0.55%	0	0.00%
0039967														
Election Day	0	0.00%	1	2.13%	0	0.00%	0	0.00%	0	0.00%	0	0.00%	0	0.00%
Vote by Mail	0	0.00%	11	1.92%	0	0.00%	0	0.00%	9	1.57%	0	0.00%	0	0.00%
Canvass	0	0.00%	0	0.00%	0	0.00%	0	0.00%	0	0.00%	0	0.00%	0	0.00%
Total	0	0.00%	12	1.93%	0	0.00%	0	0.00%	9	1.45%	0	0.00%	0	0.00%
0041017														
Election Day	0	0.00%	1	5.88%	0	0.00%	0	0.00%	0	0.00%	1	5.88%	0	0.00%
Vote by Mail	1	0.26%	18	4.60%	1	0.26%	0	0.00%	5	1.28%	5	1.28%	0	0.00%
Canvass	0	0.00%	0	0.00%	0	0.00%	0	0.00%	0	0.00%	0	0.00%	0	0.00%
Total	1	0.24%	19	4.59%	1	0.24%	0	0.00%	5	1.21%	6	1.45%	0	0.00%
0041028														
Election Day	0	0.00%	1	14.29%	0	0.00%	0	0.00%	0	0.00%	0	0.00%	0	0.00%
Vote by Mail	1	1.52%	9	13.64%	0	0.00%	0	0.00%	0	0.00%	0	0.00%	0	0.00%
Canvass	0	0.00%	0	0.00%	0	0.00%	0	0.00%	0	0.00%	0	0.00%	0	0.00%
Total	1	1.35%	10	13.51%	0	0.00%	0	0.00%	0	0.00%	0	0.00%	0	0.00%

Precinct	DAVID HILLBERG (REP)		JEFF HEWITT (LIB)		JOHN R. DRAKE (DEM)		LARRY A. ELDER (REP)		KEVIN PAFFRATH (DEM)		ADAM PAPAGAN (NPP)		ARMANDO "MANDO" PEREZ- SERRATO (DEM)	
0039536														
Election Day	0	0.00%	0	0.00%	0	0.00%	20	55.56%	0	0.00%	0	0.00%	0	0.00%
Vote by Mail	0	0.00%	7	1.04%	5	0.75%	253	37.70%	62	9.24%	0	0.00%	3	0.45%
Canvass	0	0.00%	0	0.00%	0	0.00%	1	50.00%	1	50.00%	0	0.00%	0	0.00%
Total	0	0.00%	7	0.99%	5	0.71%	274	38.65%	63	8.89%	0	0.00%	3	0.42%
0039582														
Election Day	0	0.00%	0	0.00%	0	0.00%	31	75.61%	1	2.44%	0	0.00%	0	0.00%
Vote by Mail	0	0.00%	5	0.67%	3	0.40%	302	40.21%	53	7.06%	0	0.00%	0	0.00%
Canvass	0	0.00%	0	0.00%	0	0.00%	1	50.00%	0	0.00%	0	0.00%	0	0.00%
Total	0	0.00%	5	0.63%	3	0.38%	334	42.07%	54	6.80%	0	0.00%	0	0.00%
0039779														
Election Day	0	0.00%	0	0.00%	0	0.00%	43	69.35%	0	0.00%	0	0.00%	0	0.00%
Vote by Mail	0	0.00%	3	0.46%	1	0.15%	301	45.81%	63	9.59%	0	0.00%	3	0.46%
Canvass	0	0.00%	0	0.00%	0	0.00%	4	57.14%	0	0.00%	0	0.00%	0	0.00%
Total	0	0.00%	3	0.41%	1	0.14%	348	47.93%	63	8.68%	0	0.00%	3	0.41%
0039967														
Election Day	0	0.00%	0	0.00%	0	0.00%	29	61.70%	4	8.51%	0	0.00%	0	0.00%
Vote by Mail	0	0.00%	6	1.05%	9	1.57%	233	40.73%	59	10.31%	0	0.00%	3	0.52%
Canvass	0	0.00%	0	0.00%	0	0.00%	2	66.67%	0	0.00%	0	0.00%	0	0.00%
Total	0	0.00%	6	0.96%	9	1.45%	264	42.44%	63	10.13%	0	0.00%	3	0.48%
0041017														
Election Day	0	0.00%	0	0.00%	2	11.76%	7	41.18%	0	0.00%	0	0.00%	0	0.00%
Vote by Mail	1	0.26%	3	0.77%	4	1.02%	116	29.67%	61	15.60%	0	0.00%	5	1.28%
Canvass	0	0.00%	0	0.00%	0	0.00%	2	33.33%	1	16.67%	0	0.00%	0	0.00%
Total	1	0.24%	3	0.72%	6	1.45%	125	30.19%	62	14.98%	0	0.00%	5	1.21%
0041028														
Election Day	0	0.00%	0	0.00%	1	14.29%	1	14.29%	0	0.00%	0	0.00%	0	0.00%
Vote by Mail	0	0.00%	1	1.52%	0	0.00%	20	30.30%	6	9.09%	0	0.00%	0	0.00%
Canvass	0	0.00%	0	0.00%	0	0.00%	1	100.00%	0	0.00%	0	0.00%	0	0.00%
Total	0	0.00%	1	1.35%	1	1.35%	22	29.73%	6	8.11%	0	0.00%	0	0.00%

Precinct	JOHN COX (REP)		HEATHER COLLINS (G-P)		DANIEL WATTS (DEM)		NICKOLAS WILDSTAR (REP)		SARAH STEPHENS (REP)		DENVER STONER (REP)		JOE M. SYMMON (REP)	
0039536														
Election Day	1	2.78%	0	0.00%	0	0.00%	0	0.00%	0	0.00%	0	0.00%	0	0.00%
Vote by Mail	21	3.13%	3	0.45%	11	1.64%	0	0.00%	0	0.00%	0	0.00%	0	0.00%
Canvass	0	0.00%	0	0.00%	0	0.00%	0	0.00%	0	0.00%	0	0.00%	0	0.00%
Total	22	3.10%	3	0.42%	11	1.55%	0	0.00%	0	0.00%	0	0.00%	0	0.00%
0039582														
Election Day	0	0.00%	0	0.00%	0	0.00%	0	0.00%	0	0.00%	0	0.00%	0	0.00%
Vote by Mail	45	5.99%	5	0.67%	9	1.20%	0	0.00%	0	0.00%	1	0.13%	0	0.00%
Canvass	0	0.00%	0	0.00%	0	0.00%	0	0.00%	0	0.00%	0	0.00%	0	0.00%
Total	45	5.67%	5	0.63%	9	1.13%	0	0.00%	0	0.00%	1	0.13%	0	0.00%
0039779														
Election Day	0	0.00%	1	1.61%	0	0.00%	0	0.00%	0	0.00%	0	0.00%	0	0.00%
Vote by Mail	18	2.74%	3	0.46%	15	2.28%	0	0.00%	1	0.15%	1	0.15%	0	0.00%
Canvass	0	0.00%	0	0.00%	0	0.00%	0	0.00%	0	0.00%	0	0.00%	0	0.00%
Total	18	2.48%	4	0.55%	15	2.07%	0	0.00%	1	0.14%	1	0.14%	0	0.00%
0039967														
Election Day	0	0.00%	0	0.00%	0	0.00%	0	0.00%	0	0.00%	0	0.00%	0	0.00%
Vote by Mail	20	3.50%	3	0.52%	8	1.40%	0	0.00%	1	0.17%	0	0.00%	0	0.00%
Canvass	0	0.00%	0	0.00%	0	0.00%	0	0.00%	0	0.00%	0	0.00%	0	0.00%
Total	20	3.22%	3	0.48%	8	1.29%	0	0.00%	1	0.16%	0	0.00%	0	0.00%
0041017														
Election Day	1	5.88%	0	0.00%	1	5.88%	0	0.00%	0	0.00%	0	0.00%	0	0.00%
Vote by Mail	12	3.07%	9	2.30%	11	2.81%	0	0.00%	0	0.00%	0	0.00%	0	0.00%
Canvass	0	0.00%	0	0.00%	0	0.00%	0	0.00%	0	0.00%	0	0.00%	0	0.00%
Total	13	3.14%	9	2.17%	12	2.90%	0	0.00%	0	0.00%	0	0.00%	0	0.00%
0041028														
Election Day	0	0.00%	0	0.00%	0	0.00%	0	0.00%	0	0.00%	0	0.00%	0	0.00%
Vote by Mail	0	0.00%	1	1.52%	2	3.03%	1	1.52%	0	0.00%	0	0.00%	0	0.00%
Canvass	0	0.00%	0	0.00%	0	0.00%	0	0.00%	0	0.00%	0	0.00%	0	0.00%
Total	0	0.00%	1	1.35%	2	2.70%	1	1.35%	0	0.00%	0	0.00%	0	0.00%

Precinct	MAJOR SINGH (NPP)		DOUG OSE (REP)		Write-in		Total Votes	ROXANNE Qualified Write In		STACY SMITH Qualified Write In		MAJOR WILLIAMS Qualified Write In	
0039536													
Election Day	0	0.00%	0	0.00%	0	0.00%	36	0	0.00%	0	0.00%	0	0.00%
Vote by Mail	8	1.19%	8	1.19%	0	0.00%	671	0	0.00%	0	0.00%	0	0.00%
Canvass	0	0.00%	0	0.00%	0	0.00%	2	0	0.00%	0	0.00%	0	0.00%
Total	8	1.13%	8	1.13%	0	0.00%	709	0	0.00%	0	0.00%	0	0.00%
0039582													
Election Day	0	0.00%	1	2.44%	0	0.00%	41	0	0.00%	0	0.00%	0	0.00%
Vote by Mail	2	0.27%	2	0.27%	0	0.00%	751	0	0.00%	0	0.00%	0	0.00%
Canvass	0	0.00%	0	0.00%	0	0.00%	2	0	0.00%	0	0.00%	0	0.00%
Total	2	0.25%	3	0.38%	0	0.00%	794	0	0.00%	0	0.00%	0	0.00%
0039779													
Election Day	0	0.00%	0	0.00%	0	0.00%	62	0	0.00%	0	0.00%	0	0.00%
Vote by Mail	3	0.46%	3	0.46%	1	0.15%	657	0	0.00%	0	0.00%	1	0.15%
Canvass	0	0.00%	0	0.00%	0	0.00%	7	0	0.00%	0	0.00%	0	0.00%
Total	3	0.41%	3	0.41%	1	0.14%	726	0	0.00%	0	0.00%	1	0.14%
0039967													
Election Day	1	2.13%	0	0.00%	0	0.00%	47	0	0.00%	0	0.00%	0	0.00%
Vote by Mail	6	1.05%	3	0.52%	0	0.00%	572	0	0.00%	0	0.00%	0	0.00%
Canvass	0	0.00%	0	0.00%	0	0.00%	3	0	0.00%	0	0.00%	0	0.00%
Total	7	1.13%	3	0.48%	0	0.00%	622	0	0.00%	0	0.00%	0	0.00%
0041017													
Election Day	0	0.00%	0	0.00%	0	0.00%	17	0	0.00%	0	0.00%	0	0.00%
Vote by Mail	1	0.26%	0	0.00%	1	0.26%	391	0	0.00%	0	0.00%	1	0.26%
Canvass	0	0.00%	0	0.00%	0	0.00%	6	0	0.00%	0	0.00%	0	0.00%
Total	1	0.24%	0	0.00%	1	0.24%	414	0	0.00%	0	0.00%	1	0.24%
0041028													
Election Day	0	0.00%	0	0.00%	0	0.00%	7	0	0.00%	0	0.00%	0	0.00%
Vote by Mail	0	0.00%	2	3.03%	0	0.00%	66	0	0.00%	0	0.00%	0	0.00%
Canvass	0	0.00%	0	0.00%	0	0.00%	1	0	0.00%	0	0.00%	0	0.00%
Total	0	0.00%	2	2.70%	0	0.00%	74	0	0.00%	0	0.00%	0	0.00%

Precinct	THUY E. HUGENS Qualified Write In		MIKI HABRYN Qualified Write In		VINCE LUNDGREN Qualified Write In		VIVEK B. MOHAN Qualified Write In	
0039536								
Election Day	0	0.00%	0	0.00%	0	0.00%	0	0.00%
Vote by Mail	0	0.00%	0	0.00%	0	0.00%	0	0.00%
Canvass	0	0.00%	0	0.00%	0	0.00%	0	0.00%
Total	0	0.00%	0	0.00%	0	0.00%	0	0.00%
0039582								
Election Day	0	0.00%	0	0.00%	0	0.00%	0	0.00%
Vote by Mail	0	0.00%	0	0.00%	0	0.00%	0	0.00%
Canvass	0	0.00%	0	0.00%	0	0.00%	0	0.00%
Total	0	0.00%	0	0.00%	0	0.00%	0	0.00%
0039779								
Election Day	0	0.00%	0	0.00%	0	0.00%	0	0.00%
Vote by Mail	0	0.00%	0	0.00%	0	0.00%	0	0.00%
Canvass	0	0.00%	0	0.00%	0	0.00%	0	0.00%
Total	0	0.00%	0	0.00%	0	0.00%	0	0.00%
0039967								
Election Day	0	0.00%	0	0.00%	0	0.00%	0	0.00%
Vote by Mail	0	0.00%	0	0.00%	0	0.00%	0	0.00%
Canvass	0	0.00%	0	0.00%	0	0.00%	0	0.00%
Total	0	0.00%	0	0.00%	0	0.00%	0	0.00%
0041017								
Election Day	0	0.00%	0	0.00%	0	0.00%	0	0.00%
Vote by Mail	0	0.00%	0	0.00%	0	0.00%	0	0.00%
Canvass	0	0.00%	0	0.00%	0	0.00%	0	0.00%
Total	0	0.00%	0	0.00%	0	0.00%	0	0.00%
0041028								
Election Day	0	0.00%	0	0.00%	0	0.00%	0	0.00%
Vote by Mail	0	0.00%	0	0.00%	0	0.00%	0	0.00%
Canvass	0	0.00%	0	0.00%	0	0.00%	0	0.00%
Total	0	0.00%	0	0.00%	0	0.00%	0	0.00%

Precinct	Times Cast	Registered Voters	Undervotes	Overvotes
0041216				
Election Day	30	1,545	9	0
Vote by Mail	881	1,545	515	5
Canvass	14	1,545	6	0
Total	925	1,545	530	5
0041240				
Election Day	31	1,581	13	0
Vote by Mail	998	1,581	530	0
Canvass	14	1,581	3	0
Total	1,043	1,581	546	0
0041366				
Election Day	35	1,590	11	1
Vote by Mail	868	1,590	452	2
Canvass	19	1,590	6	0
Total	922	1,590	469	3
0041431				
Election Day	48	1,918	19	0
Vote by Mail	1,229	1,918	675	1
Canvass	21	1,918	12	0
Total	1,298	1,918	706	1
0041523				
Election Day	38	1,671	15	0
Vote by Mail	1,005	1,671	527	2
Canvass	23	1,671	10	0
Total	1,066	1,671	552	2
0041661				
Election Day	36	1,353	9	0
Vote by Mail	913	1,353	519	1
Canvass	6	1,353	1	0
Total	955	1,353	529	1

Precinct	DAN KAPELOVITZ (G-P)		KEVIN K. KAUL (NPP)	
0041216				
Election Day	2	9.52%	0	0.00%
Vote by Mail	19	5.26%	0	0.00%
Canvass	1	12.50%	0	0.00%
Total	22	5.64%	0	0.00%
0041240				
Election Day	0	0.00%	0	0.00%
Vote by Mail	17	3.63%	0	0.00%
Canvass	0	0.00%	0	0.00%
Total	17	3.42%	0	0.00%
0041366				
Election Day	3	13.04%	0	0.00%
Vote by Mail	7	1.69%	0	0.00%
Canvass	0	0.00%	0	0.00%
Total	10	2.22%	0	0.00%
0041431				
Election Day	1	3.45%	0	0.00%
Vote by Mail	14	2.53%	0	0.00%
Canvass	0	0.00%	0	0.00%
Total	15	2.54%	0	0.00%
0041523				
Election Day	0	0.00%	0	0.00%
Vote by Mail	11	2.31%	1	0.21%
Canvass	0	0.00%	0	0.00%
Total	11	2.15%	1	0.20%
0041661				
Election Day	0	0.00%	0	0.00%
Vote by Mail	12	3.05%	0	0.00%
Canvass	0	0.00%	0	0.00%
Total	12	2.82%	0	0.00%

Precinct	CHAUNCEY "SLIM" KILLENS (REP)		KEVIN KILEY (REP)		PATRICK KILPATRICK (DEM)		ANTHONY TRIMINO (REP)		JOEL VENTRESCA (DEM)		KEVIN L. FAULCONER (REP)		RHONDA FURIN (REP)	
0041216														
Election Day	0	0.00%	1	4.76%	0	0.00%	0	0.00%	6	28.57%	2	9.52%	0	0.00%
Vote by Mail	0	0.00%	8	2.22%	1	0.28%	0	0.00%	27	7.48%	38	10.53%	0	0.00%
Canvass	0	0.00%	1	12.50%	0	0.00%	0	0.00%	2	25.00%	1	12.50%	0	0.00%
Total	0	0.00%	10	2.56%	1	0.26%	0	0.00%	35	8.97%	41	10.51%	0	0.00%
0041240														
Election Day	0	0.00%	2	11.11%	0	0.00%	0	0.00%	0	0.00%	3	16.67%	0	0.00%
Vote by Mail	0	0.00%	11	2.35%	3	0.64%	0	0.00%	48	10.26%	47	10.04%	0	0.00%
Canvass	1	9.09%	1	9.09%	0	0.00%	0	0.00%	0	0.00%	1	9.09%	0	0.00%
Total	1	0.20%	14	2.82%	3	0.60%	0	0.00%	48	9.66%	51	10.26%	0	0.00%
0041366														
Election Day	0	0.00%	2	8.70%	0	0.00%	0	0.00%	2	8.70%	1	4.35%	0	0.00%
Vote by Mail	1	0.24%	16	3.86%	4	0.97%	0	0.00%	30	7.25%	63	15.22%	0	0.00%
Canvass	0	0.00%	1	7.69%	0	0.00%	0	0.00%	2	15.38%	1	7.69%	0	0.00%
Total	1	0.22%	19	4.22%	4	0.89%	0	0.00%	34	7.56%	65	14.44%	0	0.00%
0041431														
Election Day	0	0.00%	0	0.00%	0	0.00%	1	3.45%	4	13.79%	0	0.00%	0	0.00%
Vote by Mail	0	0.00%	15	2.71%	6	1.08%	1	0.18%	45	8.14%	76	13.74%	0	0.00%
Canvass	0	0.00%	1	11.11%	0	0.00%	0	0.00%	0	0.00%	0	0.00%	0	0.00%
Total	0	0.00%	16	2.71%	6	1.02%	2	0.34%	49	8.29%	76	12.86%	0	0.00%
0041523														
Election Day	0	0.00%	2	8.70%	0	0.00%	0	0.00%	5	21.74%	1	4.35%	0	0.00%
Vote by Mail	2	0.42%	17	3.57%	11	2.31%	0	0.00%	47	9.87%	50	10.50%	0	0.00%
Canvass	0	0.00%	1	7.69%	0	0.00%	0	0.00%	3	23.08%	1	7.69%	0	0.00%
Total	2	0.39%	20	3.91%	11	2.15%	0	0.00%	55	10.74%	52	10.16%	0	0.00%
0041661														
Election Day	0	0.00%	0	0.00%	0	0.00%	0	0.00%	3	11.11%	0	0.00%	0	0.00%
Vote by Mail	0	0.00%	10	2.54%	5	1.27%	0	0.00%	41	10.43%	47	11.96%	0	0.00%
Canvass	0	0.00%	0	0.00%	0	0.00%	0	0.00%	2	40.00%	0	0.00%	0	0.00%
Total	0	0.00%	10	2.35%	5	1.18%	0	0.00%	46	10.82%	47	11.06%	0	0.00%

Precinct	ROBERT C. NEWMAN II (REP)		DENNIS RICHTER (NPP)		BRANDON M. ROSS (DEM)		SAM L. GALLUCCI (REP)		TED GAINES (REP)		CAITLYN JENNER (REP)		LEO S. ZACKY (REP)	
0041216														
Election Day	0	0.00%	0	0.00%	1	4.76%	0	0.00%	0	0.00%	0	0.00%	1	4.76%
Vote by Mail	0	0.00%	1	0.28%	34	9.42%	0	0.00%	1	0.28%	6	1.66%	0	0.00%
Canvass	0	0.00%	0	0.00%	1	12.50%	0	0.00%	0	0.00%	0	0.00%	0	0.00%
Total	0	0.00%	1	0.26%	36	9.23%	0	0.00%	1	0.26%	6	1.54%	1	0.26%
0041240														
Election Day	0	0.00%	0	0.00%	0	0.00%	0	0.00%	0	0.00%	0	0.00%	0	0.00%
Vote by Mail	0	0.00%	2	0.43%	38	8.12%	1	0.21%	2	0.43%	2	0.43%	0	0.00%
Canvass	0	0.00%	0	0.00%	0	0.00%	0	0.00%	0	0.00%	1	9.09%	0	0.00%
Total	0	0.00%	2	0.40%	38	7.65%	1	0.20%	2	0.40%	3	0.60%	0	0.00%
0041366														
Election Day	0	0.00%	0	0.00%	1	4.35%	0	0.00%	0	0.00%	0	0.00%	0	0.00%
Vote by Mail	2	0.48%	4	0.97%	26	6.28%	3	0.72%	1	0.24%	6	1.45%	0	0.00%
Canvass	0	0.00%	0	0.00%	2	15.38%	0	0.00%	0	0.00%	0	0.00%	0	0.00%
Total	2	0.44%	4	0.89%	29	6.44%	3	0.67%	1	0.22%	6	1.33%	0	0.00%
0041431														
Election Day	0	0.00%	0	0.00%	6	20.69%	0	0.00%	0	0.00%	0	0.00%	0	0.00%
Vote by Mail	0	0.00%	1	0.18%	40	7.23%	0	0.00%	4	0.72%	11	1.99%	1	0.18%
Canvass	0	0.00%	1	11.11%	1	11.11%	0	0.00%	0	0.00%	0	0.00%	0	0.00%
Total	0	0.00%	2	0.34%	47	7.95%	0	0.00%	4	0.68%	11	1.86%	1	0.17%
0041523														
Election Day	0	0.00%	0	0.00%	3	13.04%	0	0.00%	0	0.00%	0	0.00%	0	0.00%
Vote by Mail	0	0.00%	3	0.63%	30	6.30%	0	0.00%	0	0.00%	1	0.21%	0	0.00%
Canvass	0	0.00%	0	0.00%	2	15.38%	0	0.00%	0	0.00%	0	0.00%	0	0.00%
Total	0	0.00%	3	0.59%	35	6.84%	0	0.00%	0	0.00%	1	0.20%	0	0.00%
0041661														
Election Day	0	0.00%	0	0.00%	5	18.52%	0	0.00%	1	3.70%	0	0.00%	0	0.00%
Vote by Mail	0	0.00%	1	0.25%	28	7.12%	0	0.00%	2	0.51%	8	2.04%	0	0.00%
Canvass	0	0.00%	0	0.00%	0	0.00%	0	0.00%	0	0.00%	0	0.00%	0	0.00%
Total	0	0.00%	1	0.24%	33	7.76%	0	0.00%	3	0.71%	8	1.88%	0	0.00%

Precinct	JENNY RAE LE ROUX (REP)		DAVID LOZANO (REP)		STEVE CHAVEZ LODGE (REP)		MICHAEL LOEBBS (NPP)		DENIS LUCEY (NPP)		DIEGO MARTINEZ (REP)		JEREMIAH "JEREMY" MARCINIAK (NPP)	
0041216														
Election Day	0	0.00%	0	0.00%	0	0.00%	0	0.00%	0	0.00%	0	0.00%	0	0.00%
Vote by Mail	1	0.28%	0	0.00%	0	0.00%	2	0.55%	0	0.00%	0	0.00%	0	0.00%
Canvass	0	0.00%	0	0.00%	0	0.00%	1	12.50%	0	0.00%	0	0.00%	0	0.00%
Total	1	0.26%	0	0.00%	0	0.00%	3	0.77%	0	0.00%	0	0.00%	0	0.00%
0041240														
Election Day	0	0.00%	0	0.00%	0	0.00%	0	0.00%	0	0.00%	0	0.00%	0	0.00%
Vote by Mail	0	0.00%	0	0.00%	0	0.00%	5	1.07%	0	0.00%	1	0.21%	1	0.21%
Canvass	1	9.09%	0	0.00%	0	0.00%	0	0.00%	0	0.00%	0	0.00%	0	0.00%
Total	1	0.20%	0	0.00%	0	0.00%	5	1.01%	0	0.00%	1	0.20%	1	0.20%
0041366														
Election Day	0	0.00%	0	0.00%	0	0.00%	0	0.00%	0	0.00%	0	0.00%	0	0.00%
Vote by Mail	0	0.00%	0	0.00%	0	0.00%	3	0.72%	1	0.24%	0	0.00%	0	0.00%
Canvass	1	7.69%	0	0.00%	0	0.00%	0	0.00%	0	0.00%	0	0.00%	0	0.00%
Total	1	0.22%	0	0.00%	0	0.00%	3	0.67%	1	0.22%	0	0.00%	0	0.00%
0041431														
Election Day	0	0.00%	0	0.00%	0	0.00%	0	0.00%	0	0.00%	0	0.00%	0	0.00%
Vote by Mail	1	0.18%	0	0.00%	2	0.36%	7	1.27%	0	0.00%	0	0.00%	0	0.00%
Canvass	0	0.00%	0	0.00%	0	0.00%	0	0.00%	0	0.00%	0	0.00%	0	0.00%
Total	1	0.17%	0	0.00%	2	0.34%	7	1.18%	0	0.00%	0	0.00%	0	0.00%
0041523														
Election Day	0	0.00%	0	0.00%	0	0.00%	0	0.00%	0	0.00%	0	0.00%	0	0.00%
Vote by Mail	2	0.42%	1	0.21%	0	0.00%	7	1.47%	0	0.00%	0	0.00%	1	0.21%
Canvass	0	0.00%	0	0.00%	0	0.00%	0	0.00%	0	0.00%	0	0.00%	0	0.00%
Total	2	0.39%	1	0.20%	0	0.00%	7	1.37%	0	0.00%	0	0.00%	1	0.20%
0041661														
Election Day	0	0.00%	0	0.00%	0	0.00%	0	0.00%	0	0.00%	0	0.00%	0	0.00%
Vote by Mail	0	0.00%	0	0.00%	0	0.00%	8	2.04%	0	0.00%	0	0.00%	0	0.00%
Canvass	0	0.00%	0	0.00%	0	0.00%	0	0.00%	0	0.00%	0	0.00%	0	0.00%
Total	0	0.00%	0	0.00%	0	0.00%	8	1.88%	0	0.00%	0	0.00%	0	0.00%

Precinct	DANIEL MERCURI (REP)		JACQUELINE MCGOWAN (DEM)		DAVID MOORE (NPP)		DAVID ALEXANDER BRAMANTE (REP)		HOLLY L. BAADE (DEM)		ANGELYNE (NPP)		JAMES G. HANINK (NPP)	
0041216														
Election Day	0	0.00%	1	4.76%	0	0.00%	0	0.00%	0	0.00%	0	0.00%	0	0.00%
Vote by Mail	0	0.00%	26	7.20%	2	0.55%	0	0.00%	4	1.11%	1	0.28%	0	0.00%
Canvass	0	0.00%	0	0.00%	0	0.00%	0	0.00%	0	0.00%	0	0.00%	0	0.00%
Total	0	0.00%	27	6.92%	2	0.51%	0	0.00%	4	1.03%	1	0.26%	0	0.00%
0041240														
Election Day	0	0.00%	0	0.00%	0	0.00%	0	0.00%	0	0.00%	0	0.00%	0	0.00%
Vote by Mail	0	0.00%	35	7.48%	5	1.07%	0	0.00%	8	1.71%	5	1.07%	0	0.00%
Canvass	0	0.00%	1	9.09%	0	0.00%	0	0.00%	0	0.00%	0	0.00%	0	0.00%
Total	0	0.00%	36	7.24%	5	1.01%	0	0.00%	8	1.61%	5	1.01%	0	0.00%
0041366														
Election Day	0	0.00%	1	4.35%	0	0.00%	0	0.00%	0	0.00%	1	4.35%	1	4.35%
Vote by Mail	0	0.00%	11	2.66%	5	1.21%	0	0.00%	3	0.72%	3	0.72%	0	0.00%
Canvass	0	0.00%	1	7.69%	0	0.00%	0	0.00%	1	7.69%	1	7.69%	0	0.00%
Total	0	0.00%	13	2.89%	5	1.11%	0	0.00%	4	0.89%	5	1.11%	1	0.22%
0041431														
Election Day	0	0.00%	4	13.79%	0	0.00%	0	0.00%	0	0.00%	0	0.00%	0	0.00%
Vote by Mail	0	0.00%	23	4.16%	2	0.36%	1	0.18%	5	0.90%	9	1.63%	0	0.00%
Canvass	0	0.00%	1	11.11%	0	0.00%	0	0.00%	0	0.00%	0	0.00%	0	0.00%
Total	0	0.00%	28	4.74%	2	0.34%	1	0.17%	5	0.85%	9	1.52%	0	0.00%
0041523														
Election Day	0	0.00%	1	4.35%	0	0.00%	0	0.00%	1	4.35%	0	0.00%	0	0.00%
Vote by Mail	0	0.00%	38	7.98%	4	0.84%	1	0.21%	6	1.26%	4	0.84%	1	0.21%
Canvass	0	0.00%	0	0.00%	0	0.00%	0	0.00%	0	0.00%	0	0.00%	0	0.00%
Total	0	0.00%	39	7.62%	4	0.78%	1	0.20%	7	1.37%	4	0.78%	1	0.20%
0041661														
Election Day	0	0.00%	1	3.70%	0	0.00%	0	0.00%	0	0.00%	2	7.41%	0	0.00%
Vote by Mail	1	0.25%	22	5.60%	7	1.78%	0	0.00%	7	1.78%	10	2.54%	0	0.00%
Canvass	0	0.00%	1	20.00%	0	0.00%	0	0.00%	0	0.00%	0	0.00%	0	0.00%
Total	1	0.24%	24	5.65%	7	1.65%	0	0.00%	7	1.65%	12	2.82%	0	0.00%

Precinct	DAVID HILLBERG (REP)		JEFF HEWITT (LIB)		JOHN R. DRAKE (DEM)		LARRY A. ELDER (REP)		KEVIN PAFFRATH (DEM)		ADAM PAPAGAN (NPP)		ARMANDO "MANDO" PEREZ- SERRATO (DEM)	
0041216														
Election Day	0	0.00%	0	0.00%	0	0.00%	6	28.57%	1	4.76%	0	0.00%	0	0.00%
Vote by Mail	0	0.00%	4	1.11%	6	1.66%	68	18.84%	76	21.05%	0	0.00%	6	1.66%
Canvass	0	0.00%	0	0.00%	0	0.00%	1	12.50%	0	0.00%	0	0.00%	0	0.00%
Total	0	0.00%	4	1.03%	6	1.54%	75	19.23%	77	19.74%	0	0.00%	6	1.54%
0041240														
Election Day	0	0.00%	0	0.00%	1	5.56%	8	44.44%	4	22.22%	0	0.00%	0	0.00%
Vote by Mail	0	0.00%	3	0.64%	8	1.71%	93	19.87%	107	22.86%	1	0.21%	3	0.64%
Canvass	0	0.00%	0	0.00%	0	0.00%	2	18.18%	1	9.09%	0	0.00%	0	0.00%
Total	0	0.00%	3	0.60%	9	1.81%	103	20.72%	112	22.54%	1	0.20%	3	0.60%
0041366														
Election Day	0	0.00%	0	0.00%	0	0.00%	7	30.43%	4	17.39%	0	0.00%	0	0.00%
Vote by Mail	0	0.00%	3	0.72%	0	0.00%	104	25.12%	82	19.81%	1	0.24%	3	0.72%
Canvass	0	0.00%	0	0.00%	0	0.00%	2	15.38%	1	7.69%	0	0.00%	0	0.00%
Total	0	0.00%	3	0.67%	0	0.00%	113	25.11%	87	19.33%	1	0.22%	3	0.67%
0041431														
Election Day	0	0.00%	0	0.00%	2	6.90%	7	24.14%	2	6.90%	0	0.00%	0	0.00%
Vote by Mail	0	0.00%	3	0.54%	7	1.27%	119	21.52%	116	20.98%	1	0.18%	2	0.36%
Canvass	0	0.00%	0	0.00%	0	0.00%	3	33.33%	1	11.11%	0	0.00%	0	0.00%
Total	0	0.00%	3	0.51%	9	1.52%	129	21.83%	119	20.14%	1	0.17%	2	0.34%
0041523														
Election Day	0	0.00%	0	0.00%	0	0.00%	7	30.43%	1	4.35%	0	0.00%	0	0.00%
Vote by Mail	0	0.00%	6	1.26%	6	1.26%	76	15.97%	101	21.22%	1	0.21%	5	1.05%
Canvass	0	0.00%	0	0.00%	1	7.69%	1	7.69%	2	15.38%	0	0.00%	0	0.00%
Total	0	0.00%	6	1.17%	7	1.37%	84	16.41%	104	20.31%	1	0.20%	5	0.98%
0041661														
Election Day	0	0.00%	0	0.00%	0	0.00%	9	33.33%	4	14.81%	0	0.00%	0	0.00%
Vote by Mail	0	0.00%	7	1.78%	8	2.04%	63	16.03%	69	17.56%	1	0.25%	0	0.00%
Canvass	0	0.00%	0	0.00%	0	0.00%	1	20.00%	1	20.00%	0	0.00%	0	0.00%
Total	0	0.00%	7	1.65%	8	1.88%	73	17.18%	74	17.41%	1	0.24%	0	0.00%

Precinct	JOHN COX (REP)		HEATHER COLLINS (G-P)		DANIEL WATTS (DEM)		NICKOLAS WILDSTAR (REP)		SARAH STEPHENS (REP)		DENVER STONER (REP)		JOE M. SYMMON (REP)	
0041216														
Election Day	0	0.00%	0	0.00%	0	0.00%	0	0.00%	0	0.00%	0	0.00%	0	0.00%
Vote by Mail	5	1.39%	7	1.94%	14	3.88%	0	0.00%	0	0.00%	0	0.00%	0	0.00%
Canvass	0	0.00%	0	0.00%	0	0.00%	0	0.00%	0	0.00%	0	0.00%	0	0.00%
Total	5	1.28%	7	1.79%	14	3.59%	0	0.00%	0	0.00%	0	0.00%	0	0.00%
0041240														
Election Day	0	0.00%	0	0.00%	0	0.00%	0	0.00%	0	0.00%	0	0.00%	0	0.00%
Vote by Mail	6	1.28%	4	0.85%	9	1.92%	0	0.00%	0	0.00%	0	0.00%	0	0.00%
Canvass	0	0.00%	0	0.00%	1	9.09%	0	0.00%	0	0.00%	0	0.00%	0	0.00%
Total	6	1.21%	4	0.80%	10	2.01%	0	0.00%	0	0.00%	0	0.00%	0	0.00%
0041366														
Election Day	0	0.00%	0	0.00%	0	0.00%	0	0.00%	0	0.00%	0	0.00%	0	0.00%
Vote by Mail	10	2.42%	1	0.24%	11	2.66%	0	0.00%	0	0.00%	2	0.48%	0	0.00%
Canvass	0	0.00%	0	0.00%	0	0.00%	0	0.00%	0	0.00%	0	0.00%	0	0.00%
Total	10	2.22%	1	0.22%	11	2.44%	0	0.00%	0	0.00%	2	0.44%	0	0.00%
0041431														
Election Day	1	3.45%	0	0.00%	0	0.00%	0	0.00%	0	0.00%	0	0.00%	0	0.00%
Vote by Mail	10	1.81%	10	1.81%	15	2.71%	0	0.00%	0	0.00%	1	0.18%	0	0.00%
Canvass	0	0.00%	0	0.00%	1	11.11%	0	0.00%	0	0.00%	0	0.00%	0	0.00%
Total	11	1.86%	10	1.69%	16	2.71%	0	0.00%	0	0.00%	1	0.17%	0	0.00%
0041523														
Election Day	0	0.00%	1	4.35%	1	4.35%	0	0.00%	0	0.00%	0	0.00%	0	0.00%
Vote by Mail	8	1.68%	10	2.10%	20	4.20%	1	0.21%	0	0.00%	1	0.21%	0	0.00%
Canvass	0	0.00%	0	0.00%	2	15.38%	0	0.00%	0	0.00%	0	0.00%	0	0.00%
Total	8	1.56%	11	2.15%	23	4.49%	1	0.20%	0	0.00%	1	0.20%	0	0.00%
0041661														
Election Day	2	7.41%	0	0.00%	0	0.00%	0	0.00%	0	0.00%	0	0.00%	0	0.00%
Vote by Mail	8	2.04%	10	2.54%	12	3.05%	0	0.00%	0	0.00%	0	0.00%	1	0.25%
Canvass	0	0.00%	0	0.00%	0	0.00%	0	0.00%	0	0.00%	0	0.00%	0	0.00%
Total	10	2.35%	10	2.35%	12	2.82%	0	0.00%	0	0.00%	0	0.00%	1	0.24%

Precinct	MAJOR SINGH (NPP)		DOUG OSE (REP)		Write-in		Total Votes	ROXANNE Qualified Write In		STACY SMITH Qualified Write In		MAJOR WILLIAMS Qualified Write In	
0041216													
Election Day	0	0.00%	0	0.00%	0	0.00%	21	0	0.00%	0	0.00%	0	0.00%
Vote by Mail	2	0.55%	0	0.00%	2	0.55%	361	0	0.00%	0	0.00%	2	0.55%
Canvass	0	0.00%	0	0.00%	0	0.00%	8	0	0.00%	0	0.00%	0	0.00%
Total	2	0.51%	0	0.00%	2	0.51%	390	0	0.00%	0	0.00%	2	0.51%
0041240													
Election Day	0	0.00%	0	0.00%	0	0.00%	18	0	0.00%	0	0.00%	0	0.00%
Vote by Mail	0	0.00%	3	0.64%	0	0.00%	468	0	0.00%	0	0.00%	0	0.00%
Canvass	1	9.09%	0	0.00%	0	0.00%	11	0	0.00%	0	0.00%	0	0.00%
Total	1	0.20%	3	0.60%	0	0.00%	497	0	0.00%	0	0.00%	0	0.00%
0041366													
Election Day	0	0.00%	0	0.00%	0	0.00%	23	0	0.00%	0	0.00%	0	0.00%
Vote by Mail	1	0.24%	6	1.45%	1	0.24%	414	0	0.00%	0	0.00%	1	0.24%
Canvass	0	0.00%	0	0.00%	0	0.00%	13	0	0.00%	0	0.00%	0	0.00%
Total	1	0.22%	6	1.33%	1	0.22%	450	0	0.00%	0	0.00%	1	0.22%
0041431													
Election Day	1	3.45%	0	0.00%	0	0.00%	29	0	0.00%	0	0.00%	0	0.00%
Vote by Mail	0	0.00%	4	0.72%	1	0.18%	553	0	0.00%	0	0.00%	1	0.18%
Canvass	0	0.00%	0	0.00%	0	0.00%	9	0	0.00%	0	0.00%	0	0.00%
Total	1	0.17%	4	0.68%	1	0.17%	591	0	0.00%	0	0.00%	1	0.17%
0041523													
Election Day	0	0.00%	0	0.00%	0	0.00%	23	0	0.00%	0	0.00%	0	0.00%
Vote by Mail	1	0.21%	2	0.42%	0	0.00%	476	0	0.00%	0	0.00%	0	0.00%
Canvass	0	0.00%	0	0.00%	0	0.00%	13	0	0.00%	0	0.00%	0	0.00%
Total	1	0.20%	2	0.39%	0	0.00%	512	0	0.00%	0	0.00%	0	0.00%
0041661													
Election Day	0	0.00%	0	0.00%	0	0.00%	27	0	0.00%	0	0.00%	0	0.00%
Vote by Mail	1	0.25%	3	0.76%	1	0.25%	393	0	0.00%	0	0.00%	1	0.25%
Canvass	0	0.00%	0	0.00%	0	0.00%	5	0	0.00%	0	0.00%	0	0.00%
Total	1	0.24%	3	0.71%	1	0.24%	425	0	0.00%	0	0.00%	1	0.24%

Precinct	THUY E. HUGENS Qualified Write In		MIKI HABRYN Qualified Write In		VINCE LUNDGREN Qualified Write In		VIVEK B. MOHAN Qualified Write In	
0041216								
Election Day	0	0.00%	0	0.00%	0	0.00%	0	0.00%
Vote by Mail	0	0.00%	0	0.00%	0	0.00%	0	0.00%
Canvass	0	0.00%	0	0.00%	0	0.00%	0	0.00%
Total	0	0.00%	0	0.00%	0	0.00%	0	0.00%
0041240								
Election Day	0	0.00%	0	0.00%	0	0.00%	0	0.00%
Vote by Mail	0	0.00%	0	0.00%	0	0.00%	0	0.00%
Canvass	0	0.00%	0	0.00%	0	0.00%	0	0.00%
Total	0	0.00%	0	0.00%	0	0.00%	0	0.00%
0041366								
Election Day	0	0.00%	0	0.00%	0	0.00%	0	0.00%
Vote by Mail	0	0.00%	0	0.00%	0	0.00%	0	0.00%
Canvass	0	0.00%	0	0.00%	0	0.00%	0	0.00%
Total	0	0.00%	0	0.00%	0	0.00%	0	0.00%
0041431								
Election Day	0	0.00%	0	0.00%	0	0.00%	0	0.00%
Vote by Mail	0	0.00%	0	0.00%	0	0.00%	0	0.00%
Canvass	0	0.00%	0	0.00%	0	0.00%	0	0.00%
Total	0	0.00%	0	0.00%	0	0.00%	0	0.00%
0041523								
Election Day	0	0.00%	0	0.00%	0	0.00%	0	0.00%
Vote by Mail	0	0.00%	0	0.00%	0	0.00%	0	0.00%
Canvass	0	0.00%	0	0.00%	0	0.00%	0	0.00%
Total	0	0.00%	0	0.00%	0	0.00%	0	0.00%
0041661								
Election Day	0	0.00%	0	0.00%	0	0.00%	0	0.00%
Vote by Mail	0	0.00%	0	0.00%	0	0.00%	0	0.00%
Canvass	0	0.00%	0	0.00%	0	0.00%	0	0.00%
Total	0	0.00%	0	0.00%	0	0.00%	0	0.00%

Precinct	Times Cast	Registered Voters	Undervotes	Overvotes
0041673				
Election Day	33	1,316	9	0
Vote by Mail	845	1,316	483	2
Canvass	14	1,316	7	0
Total	892	1,316	499	2
0041711				
Election Day	46	1,843	17	0
Vote by Mail	1,205	1,843	607	4
Canvass	10	1,843	3	0
Total	1,261	1,843	627	4
0041769				
Election Day	42	1,469	9	0
Vote by Mail	884	1,469	424	0
Canvass	19	1,469	6	0
Total	945	1,469	439	0
0041818				
Election Day	43	1,456	12	0
Vote by Mail	845	1,456	470	0
Canvass	12	1,456	5	0
Total	900	1,456	487	0
0041877				
Election Day	52	1,479	16	0
Vote by Mail	865	1,479	469	3
Canvass	10	1,479	2	0
Total	927	1,479	487	3
0041976				
Election Day	34	1,751	8	0
Vote by Mail	1,171	1,751	622	0
Canvass	17	1,751	9	0
Total	1,222	1,751	639	0

Precinct	DAN KAPELOVITZ (G-P)		KEVIN K. KAUL (NPP)	
0041673				
Election Day	0	0.00%	0	0.00%
Vote by Mail	11	3.06%	0	0.00%
Canvass	0	0.00%	0	0.00%
Total	11	2.81%	0	0.00%
0041711				
Election Day	0	0.00%	0	0.00%
Vote by Mail	6	1.01%	0	0.00%
Canvass	0	0.00%	0	0.00%
Total	6	0.95%	0	0.00%
0041769				
Election Day	0	0.00%	0	0.00%
Vote by Mail	8	1.74%	0	0.00%
Canvass	0	0.00%	0	0.00%
Total	8	1.58%	0	0.00%
0041818				
Election Day	0	0.00%	0	0.00%
Vote by Mail	13	3.47%	0	0.00%
Canvass	0	0.00%	0	0.00%
Total	13	3.15%	0	0.00%
0041877				
Election Day	2	5.56%	0	0.00%
Vote by Mail	7	1.78%	0	0.00%
Canvass	0	0.00%	0	0.00%
Total	9	2.06%	0	0.00%
0041976				
Election Day	3	11.54%	0	0.00%
Vote by Mail	17	3.10%	0	0.00%
Canvass	0	0.00%	0	0.00%
Total	20	3.43%	0	0.00%

Precinct	CHAUNCEY "SLIM" KILLENS (REP)		KEVIN KILEY (REP)		PATRICK KILPATRICK (DEM)		ANTHONY TRIMINO (REP)		JOEL VENTRESCA (DEM)		KEVIN L. FAULCONER (REP)		RHONDA FURIN (REP)	
0041673														
Election Day	0	0.00%	1	4.17%	1	4.17%	0	0.00%	1	4.17%	1	4.17%	0	0.00%
Vote by Mail	1	0.28%	8	2.22%	3	0.83%	0	0.00%	37	10.28%	49	13.61%	0	0.00%
Canvass	0	0.00%	1	14.29%	0	0.00%	0	0.00%	0	0.00%	0	0.00%	0	0.00%
Total	1	0.26%	10	2.56%	4	1.02%	0	0.00%	38	9.72%	50	12.79%	0	0.00%
0041711														
Election Day	0	0.00%	0	0.00%	0	0.00%	0	0.00%	0	0.00%	2	6.90%	0	0.00%
Vote by Mail	2	0.34%	18	3.03%	6	1.01%	1	0.17%	62	10.44%	76	12.79%	0	0.00%
Canvass	0	0.00%	0	0.00%	0	0.00%	0	0.00%	1	14.29%	1	14.29%	0	0.00%
Total	2	0.32%	18	2.86%	6	0.95%	1	0.16%	63	10.00%	79	12.54%	0	0.00%
0041769														
Election Day	0	0.00%	1	3.03%	0	0.00%	0	0.00%	5	15.15%	6	18.18%	0	0.00%
Vote by Mail	0	0.00%	10	2.17%	4	0.87%	0	0.00%	63	13.70%	43	9.35%	0	0.00%
Canvass	0	0.00%	0	0.00%	0	0.00%	0	0.00%	1	7.69%	1	7.69%	1	7.69%
Total	0	0.00%	11	2.17%	4	0.79%	0	0.00%	69	13.64%	50	9.88%	1	0.20%
0041818														
Election Day	0	0.00%	2	6.45%	0	0.00%	0	0.00%	1	3.23%	3	9.68%	0	0.00%
Vote by Mail	1	0.27%	6	1.60%	4	1.07%	2	0.53%	39	10.40%	38	10.13%	0	0.00%
Canvass	0	0.00%	0	0.00%	0	0.00%	0	0.00%	1	14.29%	1	14.29%	0	0.00%
Total	1	0.24%	8	1.94%	4	0.97%	2	0.48%	41	9.93%	42	10.17%	0	0.00%
0041877														
Election Day	0	0.00%	3	8.33%	0	0.00%	0	0.00%	3	8.33%	4	11.11%	0	0.00%
Vote by Mail	0	0.00%	6	1.53%	6	1.53%	0	0.00%	32	8.14%	50	12.72%	0	0.00%
Canvass	0	0.00%	0	0.00%	0	0.00%	0	0.00%	0	0.00%	0	0.00%	0	0.00%
Total	0	0.00%	9	2.06%	6	1.37%	0	0.00%	35	8.01%	54	12.36%	0	0.00%
0041976														
Election Day	0	0.00%	0	0.00%	0	0.00%	1	3.85%	1	3.85%	3	11.54%	0	0.00%
Vote by Mail	0	0.00%	16	2.91%	5	0.91%	0	0.00%	58	10.56%	75	13.66%	0	0.00%
Canvass	0	0.00%	1	12.50%	1	12.50%	0	0.00%	1	12.50%	1	12.50%	0	0.00%
Total	0	0.00%	17	2.92%	6	1.03%	1	0.17%	60	10.29%	79	13.55%	0	0.00%

Precinct	ROBERT C. NEWMAN II (REP)		DENNIS RICHTER (NPP)		BRANDON M. ROSS (DEM)		SAM L. GALLUCCI (REP)		TED GAINES (REP)		CAITLYN JENNER (REP)		LEO S. ZACKY (REP)	
0041673														
Election Day	0	0.00%	0	0.00%	1	4.17%	0	0.00%	0	0.00%	0	0.00%	0	0.00%
Vote by Mail	0	0.00%	2	0.56%	19	5.28%	0	0.00%	2	0.56%	3	0.83%	0	0.00%
Canvass	0	0.00%	0	0.00%	2	28.57%	0	0.00%	0	0.00%	0	0.00%	0	0.00%
Total	0	0.00%	2	0.51%	22	5.63%	0	0.00%	2	0.51%	3	0.77%	0	0.00%
0041711														
Election Day	0	0.00%	0	0.00%	2	6.90%	0	0.00%	2	6.90%	0	0.00%	0	0.00%
Vote by Mail	1	0.17%	1	0.17%	35	5.89%	0	0.00%	4	0.67%	11	1.85%	0	0.00%
Canvass	0	0.00%	0	0.00%	1	14.29%	0	0.00%	0	0.00%	0	0.00%	0	0.00%
Total	1	0.16%	1	0.16%	38	6.03%	0	0.00%	6	0.95%	11	1.75%	0	0.00%
0041769														
Election Day	0	0.00%	0	0.00%	3	9.09%	0	0.00%	0	0.00%	0	0.00%	0	0.00%
Vote by Mail	0	0.00%	6	1.30%	24	5.22%	0	0.00%	4	0.87%	7	1.52%	0	0.00%
Canvass	0	0.00%	0	0.00%	2	15.38%	0	0.00%	1	7.69%	0	0.00%	0	0.00%
Total	0	0.00%	6	1.19%	29	5.73%	0	0.00%	5	0.99%	7	1.38%	0	0.00%
0041818														
Election Day	0	0.00%	0	0.00%	1	3.23%	0	0.00%	0	0.00%	0	0.00%	0	0.00%
Vote by Mail	2	0.53%	2	0.53%	27	7.20%	0	0.00%	1	0.27%	2	0.53%	0	0.00%
Canvass	0	0.00%	0	0.00%	1	14.29%	0	0.00%	0	0.00%	0	0.00%	0	0.00%
Total	2	0.48%	2	0.48%	29	7.02%	0	0.00%	1	0.24%	2	0.48%	0	0.00%
0041877														
Election Day	0	0.00%	0	0.00%	2	5.56%	0	0.00%	0	0.00%	0	0.00%	0	0.00%
Vote by Mail	1	0.25%	1	0.25%	34	8.65%	1	0.25%	2	0.51%	2	0.51%	1	0.25%
Canvass	0	0.00%	0	0.00%	0	0.00%	0	0.00%	0	0.00%	0	0.00%	0	0.00%
Total	1	0.23%	1	0.23%	36	8.24%	1	0.23%	2	0.46%	2	0.46%	1	0.23%
0041976														
Election Day	0	0.00%	0	0.00%	2	7.69%	0	0.00%	0	0.00%	0	0.00%	0	0.00%
Vote by Mail	2	0.36%	1	0.18%	44	8.01%	0	0.00%	6	1.09%	7	1.28%	0	0.00%
Canvass	0	0.00%	0	0.00%	1	12.50%	0	0.00%	0	0.00%	0	0.00%	0	0.00%
Total	2	0.34%	1	0.17%	47	8.06%	0	0.00%	6	1.03%	7	1.20%	0	0.00%

Precinct	JENNY RAE LE ROUX (REP)		DAVID LOZANO (REP)		STEVE CHAVEZ LODGE (REP)		MICHAEL LOEBBS (NPP)		DENIS LUCEY (NPP)		DIEGO MARTINEZ (REP)		JEREMIAH "JEREMY" MARCINIAK (NPP)	
0041673														
Election Day	0	0.00%	0	0.00%	0	0.00%	0	0.00%	0	0.00%	0	0.00%	0	0.00%
Vote by Mail	1	0.28%	0	0.00%	1	0.28%	1	0.28%	0	0.00%	0	0.00%	0	0.00%
Canvass	0	0.00%	0	0.00%	0	0.00%	0	0.00%	0	0.00%	0	0.00%	0	0.00%
Total	1	0.26%	0	0.00%	1	0.26%	1	0.26%	0	0.00%	0	0.00%	0	0.00%
0041711														
Election Day	0	0.00%	0	0.00%	0	0.00%	0	0.00%	0	0.00%	0	0.00%	0	0.00%
Vote by Mail	1	0.17%	0	0.00%	1	0.17%	7	1.18%	1	0.17%	0	0.00%	0	0.00%
Canvass	0	0.00%	0	0.00%	0	0.00%	0	0.00%	0	0.00%	0	0.00%	0	0.00%
Total	1	0.16%	0	0.00%	1	0.16%	7	1.11%	1	0.16%	0	0.00%	0	0.00%
0041769														
Election Day	0	0.00%	0	0.00%	0	0.00%	0	0.00%	0	0.00%	0	0.00%	0	0.00%
Vote by Mail	1	0.22%	0	0.00%	0	0.00%	9	1.96%	0	0.00%	0	0.00%	2	0.43%
Canvass	0	0.00%	0	0.00%	0	0.00%	0	0.00%	0	0.00%	0	0.00%	0	0.00%
Total	1	0.20%	0	0.00%	0	0.00%	9	1.78%	0	0.00%	0	0.00%	2	0.40%
0041818														
Election Day	0	0.00%	0	0.00%	0	0.00%	0	0.00%	0	0.00%	0	0.00%	0	0.00%
Vote by Mail	0	0.00%	0	0.00%	0	0.00%	8	2.13%	1	0.27%	0	0.00%	0	0.00%
Canvass	0	0.00%	0	0.00%	0	0.00%	0	0.00%	0	0.00%	0	0.00%	0	0.00%
Total	0	0.00%	0	0.00%	0	0.00%	8	1.94%	1	0.24%	0	0.00%	0	0.00%
0041877														
Election Day	0	0.00%	0	0.00%	0	0.00%	0	0.00%	0	0.00%	0	0.00%	0	0.00%
Vote by Mail	0	0.00%	0	0.00%	0	0.00%	5	1.27%	0	0.00%	1	0.25%	0	0.00%
Canvass	0	0.00%	0	0.00%	0	0.00%	0	0.00%	0	0.00%	0	0.00%	0	0.00%
Total	0	0.00%	0	0.00%	0	0.00%	5	1.14%	0	0.00%	1	0.23%	0	0.00%
0041976														
Election Day	0	0.00%	0	0.00%	0	0.00%	0	0.00%	0	0.00%	0	0.00%	0	0.00%
Vote by Mail	1	0.18%	0	0.00%	1	0.18%	9	1.64%	0	0.00%	0	0.00%	0	0.00%
Canvass	0	0.00%	0	0.00%	0	0.00%	0	0.00%	0	0.00%	0	0.00%	0	0.00%
Total	1	0.17%	0	0.00%	1	0.17%	9	1.54%	0	0.00%	0	0.00%	0	0.00%

Precinct	DANIEL MERCURI (REP)		JACQUELINE MCGOWAN (DEM)		DAVID MOORE (NPP)		DAVID ALEXANDER BRAMANTE (REP)		HOLLY L. BAADE (DEM)		ANGELYNE (NPP)		JAMES G. HANINK (NPP)	
0041673														
Election Day	0	0.00%	1	4.17%	2	8.33%	0	0.00%	1	4.17%	0	0.00%	0	0.00%
Vote by Mail	0	0.00%	13	3.61%	8	2.22%	0	0.00%	4	1.11%	5	1.39%	0	0.00%
Canvass	0	0.00%	0	0.00%	0	0.00%	0	0.00%	0	0.00%	0	0.00%	0	0.00%
Total	0	0.00%	14	3.58%	10	2.56%	0	0.00%	5	1.28%	5	1.28%	0	0.00%
0041711														
Election Day	0	0.00%	1	3.45%	0	0.00%	0	0.00%	0	0.00%	0	0.00%	0	0.00%
Vote by Mail	0	0.00%	33	5.56%	6	1.01%	0	0.00%	8	1.35%	11	1.85%	0	0.00%
Canvass	0	0.00%	0	0.00%	0	0.00%	0	0.00%	1	14.29%	0	0.00%	0	0.00%
Total	0	0.00%	34	5.40%	6	0.95%	0	0.00%	9	1.43%	11	1.75%	0	0.00%
0041769														
Election Day	0	0.00%	1	3.03%	0	0.00%	0	0.00%	0	0.00%	0	0.00%	0	0.00%
Vote by Mail	0	0.00%	22	4.78%	6	1.30%	0	0.00%	3	0.65%	8	1.74%	0	0.00%
Canvass	0	0.00%	1	7.69%	2	15.38%	0	0.00%	0	0.00%	0	0.00%	0	0.00%
Total	0	0.00%	24	4.74%	8	1.58%	0	0.00%	3	0.59%	8	1.58%	0	0.00%
0041818														
Election Day	0	0.00%	2	6.45%	0	0.00%	0	0.00%	0	0.00%	1	3.23%	0	0.00%
Vote by Mail	1	0.27%	24	6.40%	7	1.87%	0	0.00%	2	0.53%	9	2.40%	0	0.00%
Canvass	0	0.00%	0	0.00%	0	0.00%	0	0.00%	0	0.00%	0	0.00%	0	0.00%
Total	1	0.24%	26	6.30%	7	1.69%	0	0.00%	2	0.48%	10	2.42%	0	0.00%
0041877														
Election Day	0	0.00%	0	0.00%	0	0.00%	0	0.00%	0	0.00%	1	2.78%	0	0.00%
Vote by Mail	0	0.00%	13	3.31%	5	1.27%	0	0.00%	6	1.53%	4	1.02%	0	0.00%
Canvass	0	0.00%	1	12.50%	0	0.00%	1	12.50%	0	0.00%	0	0.00%	0	0.00%
Total	0	0.00%	14	3.20%	5	1.14%	1	0.23%	6	1.37%	5	1.14%	0	0.00%
0041976														
Election Day	0	0.00%	0	0.00%	0	0.00%	0	0.00%	0	0.00%	0	0.00%	0	0.00%
Vote by Mail	0	0.00%	19	3.46%	7	1.28%	0	0.00%	3	0.55%	9	1.64%	0	0.00%
Canvass	0	0.00%	0	0.00%	0	0.00%	0	0.00%	0	0.00%	0	0.00%	0	0.00%
Total	0	0.00%	19	3.26%	7	1.20%	0	0.00%	3	0.51%	9	1.54%	0	0.00%

Precinct	DAVID HILLBERG (REP)		JEFF HEWITT (LIB)		JOHN R. DRAKE (DEM)		LARRY A. ELDER (REP)		KEVIN PAFFRATH (DEM)		ADAM PAPAGAN (NPP)		ARMANDO "MANDO" PEREZ- SERRATO (DEM)	
0041673														
Election Day	0	0.00%	0	0.00%	0	0.00%	11	45.83%	1	4.17%	0	0.00%	1	4.17%
Vote by Mail	1	0.28%	5	1.39%	6	1.67%	62	17.22%	88	24.44%	0	0.00%	6	1.67%
Canvass	0	0.00%	0	0.00%	1	14.29%	1	14.29%	2	28.57%	0	0.00%	0	0.00%
Total	1	0.26%	5	1.28%	7	1.79%	74	18.93%	91	23.27%	0	0.00%	7	1.79%
0041711														
Election Day	0	0.00%	0	0.00%	2	6.90%	13	44.83%	4	13.79%	0	0.00%	1	3.45%
Vote by Mail	0	0.00%	3	0.51%	4	0.67%	115	19.36%	129	21.72%	0	0.00%	7	1.18%
Canvass	0	0.00%	0	0.00%	0	0.00%	1	14.29%	0	0.00%	0	0.00%	0	0.00%
Total	0	0.00%	3	0.48%	6	0.95%	129	20.48%	133	21.11%	0	0.00%	8	1.27%
0041769														
Election Day	0	0.00%	0	0.00%	1	3.03%	11	33.33%	3	9.09%	0	0.00%	0	0.00%
Vote by Mail	0	0.00%	6	1.30%	4	0.87%	73	15.87%	111	24.13%	0	0.00%	0	0.00%
Canvass	0	0.00%	0	0.00%	0	0.00%	2	15.38%	1	7.69%	0	0.00%	0	0.00%
Total	0	0.00%	6	1.19%	5	0.99%	86	17.00%	115	22.73%	0	0.00%	0	0.00%
0041818														
Election Day	0	0.00%	1	3.23%	0	0.00%	16	51.61%	4	12.90%	0	0.00%	0	0.00%
Vote by Mail	0	0.00%	2	0.53%	3	0.80%	67	17.87%	74	19.73%	0	0.00%	3	0.80%
Canvass	0	0.00%	0	0.00%	0	0.00%	3	42.86%	0	0.00%	0	0.00%	0	0.00%
Total	0	0.00%	3	0.73%	3	0.73%	86	20.82%	78	18.89%	0	0.00%	3	0.73%
0041877														
Election Day	0	0.00%	1	2.78%	0	0.00%	12	33.33%	2	5.56%	0	0.00%	0	0.00%
Vote by Mail	0	0.00%	5	1.27%	2	0.51%	77	19.59%	93	23.66%	2	0.51%	1	0.25%
Canvass	0	0.00%	0	0.00%	0	0.00%	2	25.00%	3	37.50%	0	0.00%	0	0.00%
Total	0	0.00%	6	1.37%	2	0.46%	91	20.82%	98	22.43%	2	0.46%	1	0.23%
0041976														
Election Day	0	0.00%	0	0.00%	0	0.00%	11	42.31%	3	11.54%	0	0.00%	1	3.85%
Vote by Mail	0	0.00%	6	1.09%	8	1.46%	91	16.58%	122	22.22%	4	0.73%	3	0.55%
Canvass	0	0.00%	0	0.00%	0	0.00%	1	12.50%	0	0.00%	0	0.00%	0	0.00%
Total	0	0.00%	6	1.03%	8	1.37%	103	17.67%	125	21.44%	4	0.69%	4	0.69%

Precinct	JOHN COX (REP)		HEATHER COLLINS (G-P)		DANIEL WATTS (DEM)		NICKOLAS WILDSTAR (REP)		SARAH STEPHENS (REP)		DENVER STONER (REP)		JOE M. SYMMON (REP)	
0041673														
Election Day	1	4.17%	1	4.17%	0	0.00%	0	0.00%	0	0.00%	0	0.00%	0	0.00%
Vote by Mail	10	2.78%	3	0.83%	9	2.50%	0	0.00%	0	0.00%	0	0.00%	0	0.00%
Canvass	0	0.00%	0	0.00%	0	0.00%	0	0.00%	0	0.00%	0	0.00%	0	0.00%
Total	11	2.81%	4	1.02%	9	2.30%	0	0.00%	0	0.00%	0	0.00%	0	0.00%
0041711														
Election Day	0	0.00%	1	3.45%	0	0.00%	1	3.45%	0	0.00%	0	0.00%	0	0.00%
Vote by Mail	15	2.53%	6	1.01%	17	2.86%	0	0.00%	0	0.00%	1	0.17%	0	0.00%
Canvass	0	0.00%	0	0.00%	2	28.57%	0	0.00%	0	0.00%	0	0.00%	0	0.00%
Total	15	2.38%	7	1.11%	19	3.02%	1	0.16%	0	0.00%	1	0.16%	0	0.00%
0041769														
Election Day	0	0.00%	1	3.03%	1	3.03%	0	0.00%	0	0.00%	0	0.00%	0	0.00%
Vote by Mail	8	1.74%	10	2.17%	23	5.00%	0	0.00%	0	0.00%	2	0.43%	0	0.00%
Canvass	0	0.00%	0	0.00%	1	7.69%	0	0.00%	0	0.00%	0	0.00%	0	0.00%
Total	8	1.58%	11	2.17%	25	4.94%	0	0.00%	0	0.00%	2	0.40%	0	0.00%
0041818														
Election Day	0	0.00%	0	0.00%	0	0.00%	0	0.00%	0	0.00%	0	0.00%	0	0.00%
Vote by Mail	5	1.33%	15	4.00%	7	1.87%	0	0.00%	1	0.27%	1	0.27%	0	0.00%
Canvass	0	0.00%	0	0.00%	1	14.29%	0	0.00%	0	0.00%	0	0.00%	0	0.00%
Total	5	1.21%	15	3.63%	8	1.94%	0	0.00%	1	0.24%	1	0.24%	0	0.00%
0041877														
Election Day	1	2.78%	0	0.00%	3	8.33%	0	0.00%	0	0.00%	0	0.00%	0	0.00%
Vote by Mail	6	1.53%	14	3.56%	12	3.05%	0	0.00%	0	0.00%	0	0.00%	0	0.00%
Canvass	0	0.00%	0	0.00%	1	12.50%	0	0.00%	0	0.00%	0	0.00%	0	0.00%
Total	7	1.60%	14	3.20%	16	3.66%	0	0.00%	0	0.00%	0	0.00%	0	0.00%
0041976														
Election Day	1	3.85%	0	0.00%	0	0.00%	0	0.00%	0	0.00%	0	0.00%	0	0.00%
Vote by Mail	6	1.09%	8	1.46%	16	2.91%	0	0.00%	0	0.00%	0	0.00%	0	0.00%
Canvass	0	0.00%	0	0.00%	2	25.00%	0	0.00%	0	0.00%	0	0.00%	0	0.00%
Total	7	1.20%	8	1.37%	18	3.09%	0	0.00%	0	0.00%	0	0.00%	0	0.00%

Precinct	MAJOR SINGH (NPP)		DOUG OSE (REP)		Write-in		Total Votes	ROXANNE Qualified Write In		STACY SMITH Qualified Write In		MAJOR WILLIAMS Qualified Write In	
0041673													
Election Day	0	0.00%	0	0.00%	0	0.00%	24	0	0.00%	0	0.00%	0	0.00%
Vote by Mail	0	0.00%	2	0.56%	0	0.00%	360	0	0.00%	0	0.00%	0	0.00%
Canvass	0	0.00%	0	0.00%	0	0.00%	7	0	0.00%	0	0.00%	0	0.00%
Total	0	0.00%	2	0.51%	0	0.00%	391	0	0.00%	0	0.00%	0	0.00%
0041711													
Election Day	0	0.00%	0	0.00%	0	0.00%	29	0	0.00%	0	0.00%	0	0.00%
Vote by Mail	5	0.84%	0	0.00%	1	0.17%	594	0	0.00%	0	0.00%	1	0.17%
Canvass	0	0.00%	0	0.00%	0	0.00%	7	0	0.00%	0	0.00%	0	0.00%
Total	5	0.79%	0	0.00%	1	0.16%	630	0	0.00%	0	0.00%	1	0.16%
0041769													
Election Day	0	0.00%	0	0.00%	0	0.00%	33	0	0.00%	0	0.00%	0	0.00%
Vote by Mail	0	0.00%	3	0.65%	0	0.00%	460	0	0.00%	0	0.00%	0	0.00%
Canvass	0	0.00%	0	0.00%	0	0.00%	13	0	0.00%	0	0.00%	0	0.00%
Total	0	0.00%	3	0.59%	0	0.00%	506	0	0.00%	0	0.00%	0	0.00%
0041818													
Election Day	0	0.00%	0	0.00%	0	0.00%	31	0	0.00%	0	0.00%	0	0.00%
Vote by Mail	2	0.53%	5	1.33%	1	0.27%	375	0	0.00%	0	0.00%	1	0.27%
Canvass	0	0.00%	0	0.00%	0	0.00%	7	0	0.00%	0	0.00%	0	0.00%
Total	2	0.48%	5	1.21%	1	0.24%	413	0	0.00%	0	0.00%	1	0.24%
0041877													
Election Day	0	0.00%	2	5.56%	0	0.00%	36	0	0.00%	0	0.00%	0	0.00%
Vote by Mail	2	0.51%	2	0.51%	0	0.00%	393	0	0.00%	0	0.00%	0	0.00%
Canvass	0	0.00%	0	0.00%	0	0.00%	8	0	0.00%	0	0.00%	0	0.00%
Total	2	0.46%	4	0.92%	0	0.00%	437	0	0.00%	0	0.00%	0	0.00%
0041976													
Election Day	0	0.00%	0	0.00%	0	0.00%	26	0	0.00%	0	0.00%	0	0.00%
Vote by Mail	0	0.00%	3	0.55%	2	0.36%	549	0	0.00%	1	0.18%	1	0.18%
Canvass	0	0.00%	0	0.00%	0	0.00%	8	0	0.00%	0	0.00%	0	0.00%
Total	0	0.00%	3	0.51%	2	0.34%	583	0	0.00%	1	0.17%	1	0.17%

Precinct	THUY E. HUGENS Qualified Write In		MIKI HABRYN Qualified Write In		VINCE LUNDGREN Qualified Write In		VIVEK B. MOHAN Qualified Write In	
0041673								
Election Day	0	0.00%	0	0.00%	0	0.00%	0	0.00%
Vote by Mail	0	0.00%	0	0.00%	0	0.00%	0	0.00%
Canvass	0	0.00%	0	0.00%	0	0.00%	0	0.00%
Total	0	0.00%	0	0.00%	0	0.00%	0	0.00%
0041711								
Election Day	0	0.00%	0	0.00%	0	0.00%	0	0.00%
Vote by Mail	0	0.00%	0	0.00%	0	0.00%	0	0.00%
Canvass	0	0.00%	0	0.00%	0	0.00%	0	0.00%
Total	0	0.00%	0	0.00%	0	0.00%	0	0.00%
0041769								
Election Day	0	0.00%	0	0.00%	0	0.00%	0	0.00%
Vote by Mail	0	0.00%	0	0.00%	0	0.00%	0	0.00%
Canvass	0	0.00%	0	0.00%	0	0.00%	0	0.00%
Total	0	0.00%	0	0.00%	0	0.00%	0	0.00%
0041818								
Election Day	0	0.00%	0	0.00%	0	0.00%	0	0.00%
Vote by Mail	0	0.00%	0	0.00%	0	0.00%	0	0.00%
Canvass	0	0.00%	0	0.00%	0	0.00%	0	0.00%
Total	0	0.00%	0	0.00%	0	0.00%	0	0.00%
0041877								
Election Day	0	0.00%	0	0.00%	0	0.00%	0	0.00%
Vote by Mail	0	0.00%	0	0.00%	0	0.00%	0	0.00%
Canvass	0	0.00%	0	0.00%	0	0.00%	0	0.00%
Total	0	0.00%	0	0.00%	0	0.00%	0	0.00%
0041976								
Election Day	0	0.00%	0	0.00%	0	0.00%	0	0.00%
Vote by Mail	0	0.00%	0	0.00%	0	0.00%	0	0.00%
Canvass	0	0.00%	0	0.00%	0	0.00%	0	0.00%
Total	0	0.00%	0	0.00%	0	0.00%	0	0.00%

Precinct	Times Cast	Registered Voters	Undervotes	Overvotes
0042016				
Election Day	13	1,386	6	0
Vote by Mail	1,124	1,386	566	0
Canvass	3	1,386	0	0
Total	1,140	1,386	572	0
0042258				
Election Day	34	1,739	11	0
Vote by Mail	1,433	1,739	730	1
Canvass	6	1,739	4	0
Total	1,473	1,739	745	1
0042312				
Election Day	18	1,462	3	0
Vote by Mail	1,206	1,462	608	1
Canvass	4	1,462	4	0
Total	1,228	1,462	615	1
0042351				
Election Day	19	1,423	8	0
Vote by Mail	1,156	1,423	607	0
Canvass	6	1,423	2	0
Total	1,181	1,423	617	0
0042389				
Election Day	19	1,412	6	0
Vote by Mail	1,143	1,412	562	0
Canvass	3	1,412	1	0
Total	1,165	1,412	569	0
0042434				
Election Day	38	1,648	12	0
Vote by Mail	1,217	1,648	635	1
Canvass	7	1,648	1	0
Total	1,262	1,648	648	1

Precinct	DAN KAPELOVITZ (G-P)		KEVIN K. KAUL (NPP)	
0042016				
Election Day	0	0.00%	0	0.00%
Vote by Mail	10	1.79%	0	0.00%
Canvass	0	0.00%	0	0.00%
Total	10	1.76%	0	0.00%
0042258				
Election Day	0	0.00%	0	0.00%
Vote by Mail	9	1.28%	0	0.00%
Canvass	0	0.00%	0	0.00%
Total	9	1.24%	0	0.00%
0042312				
Election Day	0	0.00%	0	0.00%
Vote by Mail	9	1.51%	0	0.00%
Canvass	0		0	
Total	9	1.47%	0	0.00%
0042351				
Election Day	0	0.00%	0	0.00%
Vote by Mail	5	0.91%	1	0.18%
Canvass	0	0.00%	0	0.00%
Total	5	0.89%	1	0.18%
0042389				
Election Day	0	0.00%	0	0.00%
Vote by Mail	12	2.07%	0	0.00%
Canvass	0	0.00%	0	0.00%
Total	12	2.01%	0	0.00%
0042434				
Election Day	0	0.00%	0	0.00%
Vote by Mail	17	2.93%	0	0.00%
Canvass	0	0.00%	0	0.00%
Total	17	2.77%	0	0.00%

Precinct	CHAUNCEY "SLIM" KILLENS (REP)		KEVIN KILEY (REP)		PATRICK KILPATRICK (DEM)		ANTHONY TRIMINO (REP)		JOEL VENTRESCA (DEM)		KEVIN L. FAULCONER (REP)		RHONDA FURIN (REP)	
0042016														
Election Day	0	0.00%	1	14.29%	0	0.00%	0	0.00%	0	0.00%	2	28.57%	0	0.00%
Vote by Mail	1	0.18%	23	4.12%	7	1.25%	0	0.00%	29	5.20%	109	19.53%	0	0.00%
Canvass	0	0.00%	0	0.00%	0	0.00%	0	0.00%	0	0.00%	0	0.00%	0	0.00%
Total	1	0.18%	24	4.23%	7	1.23%	0	0.00%	29	5.11%	111	19.54%	0	0.00%
0042258														
Election Day	0	0.00%	2	8.70%	0	0.00%	0	0.00%	0	0.00%	0	0.00%	0	0.00%
Vote by Mail	0	0.00%	27	3.85%	7	1.00%	0	0.00%	28	3.99%	140	19.94%	0	0.00%
Canvass	0	0.00%	0	0.00%	0	0.00%	0	0.00%	0	0.00%	0	0.00%	0	0.00%
Total	0	0.00%	29	3.99%	7	0.96%	0	0.00%	28	3.85%	140	19.26%	0	0.00%
0042312														
Election Day	0	0.00%	3	20.00%	0	0.00%	0	0.00%	0	0.00%	0	0.00%	0	0.00%
Vote by Mail	2	0.34%	21	3.52%	9	1.51%	0	0.00%	42	7.04%	106	17.76%	1	0.17%
Canvass	0		0		0		0		0		0		0	
Total	2	0.33%	24	3.92%	9	1.47%	0	0.00%	42	6.86%	106	17.32%	1	0.16%
0042351														
Election Day	0	0.00%	1	9.09%	0	0.00%	0	0.00%	0	0.00%	1	9.09%	0	0.00%
Vote by Mail	0	0.00%	28	5.10%	6	1.09%	0	0.00%	30	5.46%	124	22.59%	0	0.00%
Canvass	0	0.00%	0	0.00%	0	0.00%	0	0.00%	0	0.00%	0	0.00%	0	0.00%
Total	0	0.00%	29	5.14%	6	1.06%	0	0.00%	30	5.32%	125	22.16%	0	0.00%
0042389														
Election Day	0	0.00%	0	0.00%	0	0.00%	0	0.00%	2	15.38%	0	0.00%	0	0.00%
Vote by Mail	0	0.00%	14	2.41%	8	1.38%	0	0.00%	41	7.06%	116	19.97%	0	0.00%
Canvass	0	0.00%	0	0.00%	0	0.00%	0	0.00%	1	50.00%	1	50.00%	0	0.00%
Total	0	0.00%	14	2.35%	8	1.34%	0	0.00%	44	7.38%	117	19.63%	0	0.00%
0042434														
Election Day	0	0.00%	3	11.54%	0	0.00%	0	0.00%	2	7.69%	0	0.00%	0	0.00%
Vote by Mail	0	0.00%	22	3.79%	5	0.86%	0	0.00%	49	8.43%	90	15.49%	0	0.00%
Canvass	0	0.00%	0	0.00%	0	0.00%	0	0.00%	0	0.00%	0	0.00%	0	0.00%
Total	0	0.00%	25	4.08%	5	0.82%	0	0.00%	51	8.32%	90	14.68%	0	0.00%

Precinct	ROBERT C. NEWMAN II (REP)		DENNIS RICHTER (NPP)		BRANDON M. ROSS (DEM)		SAM L. GALLUCCI (REP)		TED GAINES (REP)		CAITLYN JENNER (REP)		LEO S. ZACKY (REP)	
0042016														
Election Day	0	0.00%	0	0.00%	0	0.00%	0	0.00%	0	0.00%	0	0.00%	0	0.00%
Vote by Mail	0	0.00%	1	0.18%	37	6.63%	0	0.00%	4	0.72%	9	1.61%	1	0.18%
Canvass	0	0.00%	0	0.00%	0	0.00%	0	0.00%	0	0.00%	0	0.00%	0	0.00%
Total	0	0.00%	1	0.18%	37	6.51%	0	0.00%	4	0.70%	9	1.58%	1	0.18%
0042258														
Election Day	0	0.00%	0	0.00%	2	8.70%	0	0.00%	0	0.00%	0	0.00%	0	0.00%
Vote by Mail	0	0.00%	1	0.14%	48	6.84%	0	0.00%	7	1.00%	2	0.28%	0	0.00%
Canvass	0	0.00%	0	0.00%	1	50.00%	0	0.00%	0	0.00%	0	0.00%	0	0.00%
Total	0	0.00%	1	0.14%	51	7.02%	0	0.00%	7	0.96%	2	0.28%	0	0.00%
0042312														
Election Day	0	0.00%	0	0.00%	1	6.67%	0	0.00%	0	0.00%	0	0.00%	0	0.00%
Vote by Mail	0	0.00%	2	0.34%	41	6.87%	0	0.00%	11	1.84%	9	1.51%	0	0.00%
Canvass	0		0		0		0		0		0		0	
Total	0	0.00%	2	0.33%	42	6.86%	0	0.00%	11	1.80%	9	1.47%	0	0.00%
0042351														
Election Day	0	0.00%	0	0.00%	0	0.00%	0	0.00%	0	0.00%	0	0.00%	0	0.00%
Vote by Mail	0	0.00%	0	0.00%	33	6.01%	1	0.18%	5	0.91%	6	1.09%	0	0.00%
Canvass	0	0.00%	0	0.00%	1	25.00%	0	0.00%	0	0.00%	0	0.00%	0	0.00%
Total	0	0.00%	0	0.00%	34	6.03%	1	0.18%	5	0.89%	6	1.06%	0	0.00%
0042389														
Election Day	0	0.00%	0	0.00%	0	0.00%	0	0.00%	0	0.00%	0	0.00%	0	0.00%
Vote by Mail	4	0.69%	0	0.00%	31	5.34%	0	0.00%	12	2.07%	6	1.03%	0	0.00%
Canvass	0	0.00%	0	0.00%	0	0.00%	0	0.00%	0	0.00%	0	0.00%	0	0.00%
Total	4	0.67%	0	0.00%	31	5.20%	0	0.00%	12	2.01%	6	1.01%	0	0.00%
0042434														
Election Day	0	0.00%	0	0.00%	3	11.54%	0	0.00%	0	0.00%	0	0.00%	0	0.00%
Vote by Mail	1	0.17%	0	0.00%	28	4.82%	1	0.17%	4	0.69%	7	1.20%	0	0.00%
Canvass	0	0.00%	0	0.00%	0	0.00%	0	0.00%	0	0.00%	0	0.00%	0	0.00%
Total	1	0.16%	0	0.00%	31	5.06%	1	0.16%	4	0.65%	7	1.14%	0	0.00%

Precinct	JENNY RAE LE ROUX (REP)		DAVID LOZANO (REP)		STEVE CHAVEZ LODGE (REP)		MICHAEL LOEBBS (NPP)		DENIS LUCEY (NPP)		DIEGO MARTINEZ (REP)		JEREMIAH "JEREMY" MARCINIAK (NPP)	
0042016														
Election Day	0	0.00%	0	0.00%	0	0.00%	0	0.00%	0	0.00%	0	0.00%	0	0.00%
Vote by Mail	0	0.00%	0	0.00%	0	0.00%	2	0.36%	0	0.00%	0	0.00%	0	0.00%
Canvass	0	0.00%	0	0.00%	0	0.00%	0	0.00%	0	0.00%	0	0.00%	0	0.00%
Total	0	0.00%	0	0.00%	0	0.00%	2	0.35%	0	0.00%	0	0.00%	0	0.00%
0042258														
Election Day	0	0.00%	0	0.00%	0	0.00%	0	0.00%	0	0.00%	0	0.00%	0	0.00%
Vote by Mail	0	0.00%	1	0.14%	0	0.00%	4	0.57%	0	0.00%	0	0.00%	0	0.00%
Canvass	0	0.00%	0	0.00%	0	0.00%	0	0.00%	0	0.00%	0	0.00%	0	0.00%
Total	0	0.00%	1	0.14%	0	0.00%	4	0.55%	0	0.00%	0	0.00%	0	0.00%
0042312														
Election Day	0	0.00%	0	0.00%	0	0.00%	0	0.00%	0	0.00%	0	0.00%	0	0.00%
Vote by Mail	2	0.34%	0	0.00%	0	0.00%	2	0.34%	0	0.00%	0	0.00%	1	0.17%
Canvass	0		0		0		0		0		0		0	
Total	2	0.33%	0	0.00%	0	0.00%	2	0.33%	0	0.00%	0	0.00%	1	0.16%
0042351														
Election Day	0	0.00%	0	0.00%	0	0.00%	0	0.00%	0	0.00%	0	0.00%	0	0.00%
Vote by Mail	0	0.00%	1	0.18%	1	0.18%	4	0.73%	0	0.00%	0	0.00%	2	0.36%
Canvass	0	0.00%	0	0.00%	0	0.00%	0	0.00%	0	0.00%	0	0.00%	0	0.00%
Total	0	0.00%	1	0.18%	1	0.18%	4	0.71%	0	0.00%	0	0.00%	2	0.35%
0042389														
Election Day	0	0.00%	0	0.00%	0	0.00%	0	0.00%	0	0.00%	0	0.00%	0	0.00%
Vote by Mail	0	0.00%	0	0.00%	1	0.17%	3	0.52%	0	0.00%	0	0.00%	0	0.00%
Canvass	0	0.00%	0	0.00%	0	0.00%	0	0.00%	0	0.00%	0	0.00%	0	0.00%
Total	0	0.00%	0	0.00%	1	0.17%	3	0.50%	0	0.00%	0	0.00%	0	0.00%
0042434														
Election Day	0	0.00%	0	0.00%	0	0.00%	0	0.00%	0	0.00%	0	0.00%	0	0.00%
Vote by Mail	0	0.00%	0	0.00%	1	0.17%	7	1.20%	0	0.00%	1	0.17%	0	0.00%
Canvass	0	0.00%	0	0.00%	0	0.00%	0	0.00%	0	0.00%	0	0.00%	0	0.00%
Total	0	0.00%	0	0.00%	1	0.16%	7	1.14%	0	0.00%	1	0.16%	0	0.00%

Precinct	DANIEL MERCURI (REP)		JACQUELINE MCGOWAN (DEM)		DAVID MOORE (NPP)		DAVID ALEXANDER BRAMANTE (REP)		HOLLY L. BAADE (DEM)		ANGELYNE (NPP)		JAMES G. HANINK (NPP)	
0042016														
Election Day	0	0.00%	0	0.00%	0	0.00%	0	0.00%	0	0.00%	0	0.00%	0	0.00%
Vote by Mail	0	0.00%	14	2.51%	0	0.00%	0	0.00%	4	0.72%	6	1.08%	0	0.00%
Canvass	0	0.00%	0	0.00%	0	0.00%	0	0.00%	0	0.00%	0	0.00%	0	0.00%
Total	0	0.00%	14	2.46%	0	0.00%	0	0.00%	4	0.70%	6	1.06%	0	0.00%
0042258														
Election Day	0	0.00%	0	0.00%	0	0.00%	0	0.00%	0	0.00%	0	0.00%	0	0.00%
Vote by Mail	0	0.00%	18	2.56%	6	0.85%	0	0.00%	10	1.42%	7	1.00%	2	0.28%
Canvass	0	0.00%	0	0.00%	0	0.00%	0	0.00%	0	0.00%	0	0.00%	0	0.00%
Total	0	0.00%	18	2.48%	6	0.83%	0	0.00%	10	1.38%	7	0.96%	2	0.28%
0042312														
Election Day	0	0.00%	0	0.00%	0	0.00%	0	0.00%	0	0.00%	0	0.00%	0	0.00%
Vote by Mail	0	0.00%	15	2.51%	2	0.34%	0	0.00%	8	1.34%	8	1.34%	0	0.00%
Canvass	0		0		0		0		0		0		0	
Total	0	0.00%	15	2.45%	2	0.33%	0	0.00%	8	1.31%	8	1.31%	0	0.00%
0042351														
Election Day	0	0.00%	0	0.00%	0	0.00%	0	0.00%	0	0.00%	0	0.00%	0	0.00%
Vote by Mail	0	0.00%	5	0.91%	3	0.55%	0	0.00%	4	0.73%	1	0.18%	0	0.00%
Canvass	0	0.00%	0	0.00%	0	0.00%	0	0.00%	0	0.00%	0	0.00%	0	0.00%
Total	0	0.00%	5	0.89%	3	0.53%	0	0.00%	4	0.71%	1	0.18%	0	0.00%
0042389														
Election Day	0	0.00%	0	0.00%	0	0.00%	0	0.00%	1	7.69%	0	0.00%	0	0.00%
Vote by Mail	0	0.00%	9	1.55%	3	0.52%	0	0.00%	7	1.20%	5	0.86%	1	0.17%
Canvass	0	0.00%	0	0.00%	0	0.00%	0	0.00%	0	0.00%	0	0.00%	0	0.00%
Total	0	0.00%	9	1.51%	3	0.50%	0	0.00%	8	1.34%	5	0.84%	1	0.17%
0042434														
Election Day	0	0.00%	0	0.00%	0	0.00%	0	0.00%	0	0.00%	0	0.00%	0	0.00%
Vote by Mail	0	0.00%	20	3.44%	7	1.20%	1	0.17%	5	0.86%	9	1.55%	1	0.17%
Canvass	0	0.00%	0	0.00%	0	0.00%	0	0.00%	0	0.00%	0	0.00%	0	0.00%
Total	0	0.00%	20	3.26%	7	1.14%	1	0.16%	5	0.82%	9	1.47%	1	0.16%

Precinct	DAVID HILLBERG (REP)		JEFF HEWITT (LIB)		JOHN R. DRAKE (DEM)		LARRY A. ELDER (REP)		KEVIN PAFFRATH (DEM)		ADAM PAPAGAN (NPP)		ARMANDO "MANDO" PEREZ- SERRATO (DEM)	
0042016														
Election Day	0	0.00%	0	0.00%	0	0.00%	4	57.14%	0	0.00%	0	0.00%	0	0.00%
Vote by Mail	0	0.00%	3	0.54%	4	0.72%	150	26.88%	123	22.04%	0	0.00%	2	0.36%
Canvass	0	0.00%	0	0.00%	0	0.00%	1	33.33%	1	33.33%	0	0.00%	0	0.00%
Total	0	0.00%	3	0.53%	4	0.70%	155	27.29%	124	21.83%	0	0.00%	2	0.35%
0042258														
Election Day	0	0.00%	0	0.00%	0	0.00%	17	73.91%	1	4.35%	0	0.00%	1	4.35%
Vote by Mail	0	0.00%	5	0.71%	2	0.28%	177	25.21%	136	19.37%	2	0.28%	3	0.43%
Canvass	0	0.00%	0	0.00%	0	0.00%	1	50.00%	0	0.00%	0	0.00%	0	0.00%
Total	0	0.00%	5	0.69%	2	0.28%	195	26.82%	137	18.84%	2	0.28%	4	0.55%
0042312														
Election Day	0	0.00%	0	0.00%	0	0.00%	7	46.67%	3	20.00%	0	0.00%	0	0.00%
Vote by Mail	0	0.00%	6	1.01%	4	0.67%	155	25.96%	97	16.25%	0	0.00%	5	0.84%
Canvass	0	0.00%	0	0.00%	0	0.00%	0	0.00%	0	0.00%	0	0.00%	0	0.00%
Total	0	0.00%	6	0.98%	4	0.65%	162	26.47%	100	16.34%	0	0.00%	5	0.82%
0042351														
Election Day	0	0.00%	0	0.00%	0	0.00%	8	72.73%	1	9.09%	0	0.00%	0	0.00%
Vote by Mail	0	0.00%	3	0.55%	3	0.55%	176	32.06%	69	12.57%	0	0.00%	1	0.18%
Canvass	0	0.00%	0	0.00%	0	0.00%	3	75.00%	0	0.00%	0	0.00%	0	0.00%
Total	0	0.00%	3	0.53%	3	0.53%	187	33.16%	70	12.41%	0	0.00%	1	0.18%
0042389														
Election Day	0	0.00%	0	0.00%	0	0.00%	7	53.85%	1	7.69%	0	0.00%	0	0.00%
Vote by Mail	0	0.00%	6	1.03%	2	0.34%	165	28.40%	86	14.80%	1	0.17%	1	0.17%
Canvass	0	0.00%	0	0.00%	0	0.00%	0	0.00%	0	0.00%	0	0.00%	0	0.00%
Total	0	0.00%	6	1.01%	2	0.34%	172	28.86%	87	14.60%	1	0.17%	1	0.17%
0042434														
Election Day	0	0.00%	0	0.00%	0	0.00%	14	53.85%	3	11.54%	0	0.00%	0	0.00%
Vote by Mail	0	0.00%	4	0.69%	6	1.03%	148	25.47%	110	18.93%	1	0.17%	3	0.52%
Canvass	0	0.00%	0	0.00%	0	0.00%	1	16.67%	4	66.67%	0	0.00%	0	0.00%
Total	0	0.00%	4	0.65%	6	0.98%	163	26.59%	117	19.09%	1	0.16%	3	0.49%

Precinct	JOHN COX (REP)		HEATHER COLLINS (G-P)		DANIEL WATTS (DEM)		NICKOLAS WILDSTAR (REP)		SARAH STEPHENS (REP)		DENVER STONER (REP)		JOE M. SYMMON (REP)	
0042016														
Election Day	0	0.00%	0	0.00%	0	0.00%	0	0.00%	0	0.00%	0	0.00%	0	0.00%
Vote by Mail	6	1.08%	3	0.54%	9	1.61%	0	0.00%	0	0.00%	0	0.00%	0	0.00%
Canvass	0	0.00%	0	0.00%	1	33.33%	0	0.00%	0	0.00%	0	0.00%	0	0.00%
Total	6	1.06%	3	0.53%	10	1.76%	0	0.00%	0	0.00%	0	0.00%	0	0.00%
0042258														
Election Day	0	0.00%	0	0.00%	0	0.00%	0	0.00%	0	0.00%	0	0.00%	0	0.00%
Vote by Mail	14	1.99%	8	1.14%	26	3.70%	1	0.14%	0	0.00%	0	0.00%	0	0.00%
Canvass	0	0.00%	0	0.00%	0	0.00%	0	0.00%	0	0.00%	0	0.00%	0	0.00%
Total	14	1.93%	8	1.10%	26	3.58%	1	0.14%	0	0.00%	0	0.00%	0	0.00%
0042312														
Election Day	1	6.67%	0	0.00%	0	0.00%	0	0.00%	0	0.00%	0	0.00%	0	0.00%
Vote by Mail	13	2.18%	8	1.34%	11	1.84%	0	0.00%	0	0.00%	0	0.00%	0	0.00%
Canvass	0		0		0		0		0		0		0	
Total	14	2.29%	8	1.31%	11	1.80%	0	0.00%	0	0.00%	0	0.00%	0	0.00%
0042351														
Election Day	0	0.00%	0	0.00%	0	0.00%	0	0.00%	0	0.00%	0	0.00%	0	0.00%
Vote by Mail	12	2.19%	3	0.55%	11	2.00%	0	0.00%	0	0.00%	0	0.00%	0	0.00%
Canvass	0	0.00%	0	0.00%	0	0.00%	0	0.00%	0	0.00%	0	0.00%	0	0.00%
Total	12	2.13%	3	0.53%	11	1.95%	0	0.00%	0	0.00%	0	0.00%	0	0.00%
0042389														
Election Day	0	0.00%	1	7.69%	1	7.69%	0	0.00%	0	0.00%	0	0.00%	0	0.00%
Vote by Mail	17	2.93%	7	1.20%	17	2.93%	0	0.00%	1	0.17%	1	0.17%	0	0.00%
Canvass	0	0.00%	0	0.00%	0	0.00%	0	0.00%	0	0.00%	0	0.00%	0	0.00%
Total	17	2.85%	8	1.34%	18	3.02%	0	0.00%	1	0.17%	1	0.17%	0	0.00%
0042434														
Election Day	1	3.85%	0	0.00%	0	0.00%	0	0.00%	0	0.00%	0	0.00%	0	0.00%
Vote by Mail	12	2.07%	5	0.86%	11	1.89%	0	0.00%	0	0.00%	2	0.34%	0	0.00%
Canvass	0	0.00%	0	0.00%	1	16.67%	0	0.00%	0	0.00%	0	0.00%	0	0.00%
Total	13	2.12%	5	0.82%	12	1.96%	0	0.00%	0	0.00%	2	0.33%	0	0.00%

Precinct	MAJOR SINGH (NPP)		DOUG OSE (REP)		Write-in		Total Votes	ROXANNE Qualified Write In		STACY SMITH Qualified Write In		MAJOR WILLIAMS Qualified Write In	
0042016													
Election Day	0	0.00%	0	0.00%	0	0.00%	7	0	0.00%	0	0.00%	0	0.00%
Vote by Mail	0	0.00%	1	0.18%	0	0.00%	558	0	0.00%	0	0.00%	0	0.00%
Canvass	0	0.00%	0	0.00%	0	0.00%	3	0	0.00%	0	0.00%	0	0.00%
Total	0	0.00%	1	0.18%	0	0.00%	568	0	0.00%	0	0.00%	0	0.00%
0042258													
Election Day	0	0.00%	0	0.00%	0	0.00%	23	0	0.00%	0	0.00%	0	0.00%
Vote by Mail	2	0.28%	7	1.00%	2	0.28%	702	0	0.00%	0	0.00%	0	0.00%
Canvass	0	0.00%	0	0.00%	0	0.00%	2	0	0.00%	0	0.00%	0	0.00%
Total	2	0.28%	7	0.96%	2	0.28%	727	0	0.00%	0	0.00%	0	0.00%
0042312													
Election Day	0	0.00%	0	0.00%	0	0.00%	15	0	0.00%	0	0.00%	0	0.00%
Vote by Mail	1	0.17%	5	0.84%	1	0.17%	597	0	0.00%	0	0.00%	1	0.17%
Canvass	0		0		0		0	0		0		0	
Total	1	0.16%	5	0.82%	1	0.16%	612	0	0.00%	0	0.00%	1	0.16%
0042351													
Election Day	0	0.00%	0	0.00%	0	0.00%	11	0	0.00%	0	0.00%	0	0.00%
Vote by Mail	2	0.36%	9	1.64%	0	0.00%	549	0	0.00%	0	0.00%	0	0.00%
Canvass	0	0.00%	0	0.00%	0	0.00%	4	0	0.00%	0	0.00%	0	0.00%
Total	2	0.35%	9	1.60%	0	0.00%	564	0	0.00%	0	0.00%	0	0.00%
0042389													
Election Day	0	0.00%	0	0.00%	0	0.00%	13	0	0.00%	0	0.00%	0	0.00%
Vote by Mail	1	0.17%	3	0.52%	0	0.00%	581	0	0.00%	0	0.00%	0	0.00%
Canvass	0	0.00%	0	0.00%	0	0.00%	2	0	0.00%	0	0.00%	0	0.00%
Total	1	0.17%	3	0.50%	0	0.00%	596	0	0.00%	0	0.00%	0	0.00%
0042434													
Election Day	0	0.00%	0	0.00%	0	0.00%	26	0	0.00%	0	0.00%	0	0.00%
Vote by Mail	1	0.17%	2	0.34%	0	0.00%	581	0	0.00%	0	0.00%	0	0.00%
Canvass	0	0.00%	0	0.00%	0	0.00%	6	0	0.00%	0	0.00%	0	0.00%
Total	1	0.16%	2	0.33%	0	0.00%	613	0	0.00%	0	0.00%	0	0.00%

Precinct	THUY E. HUGENS Qualified Write In		MIKI HABRYN Qualified Write In		VINCE LUNDGREN Qualified Write In		VIVEK B. MOHAN Qualified Write In	
0042016								
Election Day	0	0.00%	0	0.00%	0	0.00%	0	0.00%
Vote by Mail	0	0.00%	0	0.00%	0	0.00%	0	0.00%
Canvass	0	0.00%	0	0.00%	0	0.00%	0	0.00%
Total	0	0.00%	0	0.00%	0	0.00%	0	0.00%
0042258								
Election Day	0	0.00%	0	0.00%	0	0.00%	0	0.00%
Vote by Mail	0	0.00%	0	0.00%	0	0.00%	2	0.28%
Canvass	0	0.00%	0	0.00%	0	0.00%	0	0.00%
Total	0	0.00%	0	0.00%	0	0.00%	2	0.28%
0042312								
Election Day	0	0.00%	0	0.00%	0	0.00%	0	0.00%
Vote by Mail	0	0.00%	0	0.00%	0	0.00%	0	0.00%
Canvass	0		0		0		0	
Total	0	0.00%	0	0.00%	0	0.00%	0	0.00%
0042351								
Election Day	0	0.00%	0	0.00%	0	0.00%	0	0.00%
Vote by Mail	0	0.00%	0	0.00%	0	0.00%	0	0.00%
Canvass	0	0.00%	0	0.00%	0	0.00%	0	0.00%
Total	0	0.00%	0	0.00%	0	0.00%	0	0.00%
0042389								
Election Day	0	0.00%	0	0.00%	0	0.00%	0	0.00%
Vote by Mail	0	0.00%	0	0.00%	0	0.00%	0	0.00%
Canvass	0	0.00%	0	0.00%	0	0.00%	0	0.00%
Total	0	0.00%	0	0.00%	0	0.00%	0	0.00%
0042434								
Election Day	0	0.00%	0	0.00%	0	0.00%	0	0.00%
Vote by Mail	0	0.00%	0	0.00%	0	0.00%	0	0.00%
Canvass	0	0.00%	0	0.00%	0	0.00%	0	0.00%
Total	0	0.00%	0	0.00%	0	0.00%	0	0.00%

Precinct	Times Cast	Registered Voters	Undervotes	Overvotes
0042481				
Election Day	21	1,586	3	0
Vote by Mail	1,246	1,586	618	0
Canvass	6	1,586	4	0
Total	1,273	1,586	625	0
0042509				
Election Day	23	1,530	2	0
Vote by Mail	1,232	1,530	495	3
Canvass	0	1,530	0	0
Total	1,255	1,530	497	3
0042636				
Election Day	17	1,309	1	0
Vote by Mail	1,037	1,309	486	0
Canvass	1	1,309	0	0
Total	1,055	1,309	487	0
0042707				
Election Day	30	1,322	10	0
Vote by Mail	716	1,322	344	0
Canvass	47	1,322	20	0
Total	793	1,322	374	0
0042854				
Election Day	31	1,733	7	0
Vote by Mail	1,154	1,733	643	2
Canvass	14	1,733	9	0
Total	1,199	1,733	659	2
0042911				
Election Day	29	1,415	8	0
Vote by Mail	1,073	1,415	600	0
Canvass	3	1,415	0	0
Total	1,105	1,415	608	0

Precinct	DAN KAPELOVITZ (G-P)		KEVIN K. KAUL (NPP)	
0042481				
Election Day	0	0.00%	0	0.00%
Vote by Mail	12	1.91%	0	0.00%
Canvass	0	0.00%	0	0.00%
Total	12	1.85%	0	0.00%
0042509				
Election Day	0	0.00%	0	0.00%
Vote by Mail	4	0.54%	0	0.00%
Canvass	0		0	
Total	4	0.53%	0	0.00%
0042636				
Election Day	0	0.00%	0	0.00%
Vote by Mail	8	1.45%	1	0.18%
Canvass	0	0.00%	0	0.00%
Total	8	1.41%	1	0.18%
0042707				
Election Day	2	10.00%	0	0.00%
Vote by Mail	6	1.61%	0	0.00%
Canvass	2	7.41%	0	0.00%
Total	10	2.39%	0	0.00%
0042854				
Election Day	0	0.00%	0	0.00%
Vote by Mail	14	2.75%	0	0.00%
Canvass	0	0.00%	0	0.00%
Total	14	2.60%	0	0.00%
0042911				
Election Day	0	0.00%	0	0.00%
Vote by Mail	13	2.75%	0	0.00%
Canvass	0	0.00%	0	0.00%
Total	13	2.62%	0	0.00%

Precinct	CHAUNCEY "SLIM" KILLENS (REP)		KEVIN KILEY (REP)		PATRICK KILPATRICK (DEM)		ANTHONY TRIMINO (REP)		JOEL VENTRESCA (DEM)		KEVIN L. FAULCONER (REP)		RHONDA FURIN (REP)	
0042481														
Election Day	0	0.00%	0	0.00%	0	0.00%	0	0.00%	0	0.00%	2	11.11%	0	0.00%
Vote by Mail	0	0.00%	27	4.30%	2	0.32%	0	0.00%	52	8.28%	116	18.47%	0	0.00%
Canvass	0	0.00%	0	0.00%	0	0.00%	0	0.00%	0	0.00%	0	0.00%	0	0.00%
Total	0	0.00%	27	4.17%	2	0.31%	0	0.00%	52	8.02%	118	18.21%	0	0.00%
0042509														
Election Day	0	0.00%	2	9.52%	0	0.00%	1	4.76%	0	0.00%	4	19.05%	0	0.00%
Vote by Mail	0	0.00%	36	4.90%	6	0.82%	0	0.00%	31	4.22%	171	23.30%	0	0.00%
Canvass	0		0		0		0		0		0		0	
Total	0	0.00%	38	5.03%	6	0.79%	1	0.13%	31	4.11%	175	23.18%	0	0.00%
0042636														
Election Day	0	0.00%	0	0.00%	0	0.00%	0	0.00%	2	12.50%	2	12.50%	0	0.00%
Vote by Mail	1	0.18%	19	3.45%	3	0.54%	0	0.00%	36	6.53%	103	18.69%	0	0.00%
Canvass	0	0.00%	1	100.00%	0	0.00%	0	0.00%	0	0.00%	0	0.00%	0	0.00%
Total	1	0.18%	20	3.52%	3	0.53%	0	0.00%	38	6.69%	105	18.49%	0	0.00%
0042707														
Election Day	0	0.00%	1	5.00%	0	0.00%	1	5.00%	5	25.00%	0	0.00%	0	0.00%
Vote by Mail	0	0.00%	6	1.61%	6	1.61%	1	0.27%	28	7.53%	48	12.90%	2	0.54%
Canvass	0	0.00%	0	0.00%	0	0.00%	0	0.00%	3	11.11%	2	7.41%	0	0.00%
Total	0	0.00%	7	1.67%	6	1.43%	2	0.48%	36	8.59%	50	11.93%	2	0.48%
0042854														
Election Day	0	0.00%	0	0.00%	0	0.00%	0	0.00%	0	0.00%	1	4.17%	0	0.00%
Vote by Mail	1	0.20%	9	1.77%	5	0.98%	1	0.20%	38	7.47%	56	11.00%	0	0.00%
Canvass	0	0.00%	0	0.00%	1	20.00%	0	0.00%	0	0.00%	0	0.00%	0	0.00%
Total	1	0.19%	9	1.67%	6	1.12%	1	0.19%	38	7.06%	57	10.59%	0	0.00%
0042911														
Election Day	0	0.00%	0	0.00%	0	0.00%	0	0.00%	1	4.76%	3	14.29%	0	0.00%
Vote by Mail	0	0.00%	15	3.17%	7	1.48%	1	0.21%	32	6.77%	86	18.18%	0	0.00%
Canvass	0	0.00%	0	0.00%	0	0.00%	0	0.00%	0	0.00%	0	0.00%	0	0.00%
Total	0	0.00%	15	3.02%	7	1.41%	1	0.20%	33	6.64%	89	17.91%	0	0.00%

Precinct	ROBERT C. NEWMAN II (REP)		DENNIS RICHTER (NPP)		BRANDON M. ROSS (DEM)		SAM L. GALLUCCI (REP)		TED GAINES (REP)		CAITLYN JENNER (REP)		LEO S. ZACKY (REP)	
0042481														
Election Day	0	0.00%	0	0.00%	0	0.00%	0	0.00%	0	0.00%	0	0.00%	0	0.00%
Vote by Mail	1	0.16%	0	0.00%	38	6.05%	0	0.00%	5	0.80%	7	1.11%	0	0.00%
Canvass	0	0.00%	0	0.00%	1	50.00%	0	0.00%	0	0.00%	0	0.00%	0	0.00%
Total	1	0.15%	0	0.00%	39	6.02%	0	0.00%	5	0.77%	7	1.08%	0	0.00%
0042509														
Election Day	0	0.00%	0	0.00%	0	0.00%	0	0.00%	0	0.00%	0	0.00%	0	0.00%
Vote by Mail	0	0.00%	0	0.00%	35	4.77%	1	0.14%	22	3.00%	4	0.54%	0	0.00%
Canvass	0		0		0		0		0		0		0	
Total	0	0.00%	0	0.00%	35	4.64%	1	0.13%	22	2.91%	4	0.53%	0	0.00%
0042636														
Election Day	0	0.00%	0	0.00%	1	6.25%	0	0.00%	0	0.00%	0	0.00%	0	0.00%
Vote by Mail	0	0.00%	1	0.18%	44	7.99%	0	0.00%	1	0.18%	9	1.63%	0	0.00%
Canvass	0	0.00%	0	0.00%	0	0.00%	0	0.00%	0	0.00%	0	0.00%	0	0.00%
Total	0	0.00%	1	0.18%	45	7.92%	0	0.00%	1	0.18%	9	1.58%	0	0.00%
0042707														
Election Day	0	0.00%	0	0.00%	2	10.00%	0	0.00%	0	0.00%	0	0.00%	0	0.00%
Vote by Mail	0	0.00%	1	0.27%	26	6.99%	0	0.00%	4	1.08%	3	0.81%	0	0.00%
Canvass	0	0.00%	0	0.00%	2	7.41%	0	0.00%	0	0.00%	0	0.00%	0	0.00%
Total	0	0.00%	1	0.24%	30	7.16%	0	0.00%	4	0.95%	3	0.72%	0	0.00%
0042854														
Election Day	0	0.00%	0	0.00%	4	16.67%	0	0.00%	0	0.00%	0	0.00%	0	0.00%
Vote by Mail	0	0.00%	1	0.20%	36	7.07%	0	0.00%	6	1.18%	10	1.96%	1	0.20%
Canvass	0	0.00%	0	0.00%	0	0.00%	0	0.00%	0	0.00%	0	0.00%	0	0.00%
Total	0	0.00%	1	0.19%	40	7.43%	0	0.00%	6	1.12%	10	1.86%	1	0.19%
0042911														
Election Day	0	0.00%	0	0.00%	1	4.76%	0	0.00%	0	0.00%	1	4.76%	0	0.00%
Vote by Mail	0	0.00%	1	0.21%	33	6.98%	0	0.00%	4	0.85%	1	0.21%	0	0.00%
Canvass	0	0.00%	0	0.00%	0	0.00%	0	0.00%	0	0.00%	0	0.00%	0	0.00%
Total	0	0.00%	1	0.20%	34	6.84%	0	0.00%	4	0.80%	2	0.40%	0	0.00%

Precinct	JENNY RAE LE ROUX (REP)		DAVID LOZANO (REP)		STEVE CHAVEZ LODGE (REP)		MICHAEL LOEBBS (NPP)		DENIS LUCEY (NPP)		DIEGO MARTINEZ (REP)		JEREMIAH "JEREMY" MARCINIAK (NPP)	
0042481														
Election Day	0	0.00%	0	0.00%	0	0.00%	0	0.00%	0	0.00%	0	0.00%	0	0.00%
Vote by Mail	0	0.00%	0	0.00%	1	0.16%	4	0.64%	0	0.00%	1	0.16%	0	0.00%
Canvass	0	0.00%	0	0.00%	0	0.00%	0	0.00%	0	0.00%	0	0.00%	0	0.00%
Total	0	0.00%	0	0.00%	1	0.15%	4	0.62%	0	0.00%	1	0.15%	0	0.00%
0042509														
Election Day	0	0.00%	0	0.00%	0	0.00%	0	0.00%	0	0.00%	0	0.00%	0	0.00%
Vote by Mail	2	0.27%	2	0.27%	0	0.00%	0	0.00%	0	0.00%	0	0.00%	0	0.00%
Canvass	0		0		0		0		0		0		0	
Total	2	0.26%	2	0.26%	0	0.00%	0	0.00%	0	0.00%	0	0.00%	0	0.00%
0042636														
Election Day	0	0.00%	0	0.00%	0	0.00%	0	0.00%	0	0.00%	0	0.00%	0	0.00%
Vote by Mail	0	0.00%	1	0.18%	0	0.00%	0	0.00%	0	0.00%	0	0.00%	0	0.00%
Canvass	0	0.00%	0	0.00%	0	0.00%	0	0.00%	0	0.00%	0	0.00%	0	0.00%
Total	0	0.00%	1	0.18%	0	0.00%	0	0.00%	0	0.00%	0	0.00%	0	0.00%
0042707														
Election Day	0	0.00%	0	0.00%	0	0.00%	0	0.00%	0	0.00%	0	0.00%	0	0.00%
Vote by Mail	0	0.00%	0	0.00%	0	0.00%	2	0.54%	0	0.00%	0	0.00%	0	0.00%
Canvass	0	0.00%	0	0.00%	0	0.00%	0	0.00%	0	0.00%	0	0.00%	0	0.00%
Total	0	0.00%	0	0.00%	0	0.00%	2	0.48%	0	0.00%	0	0.00%	0	0.00%
0042854														
Election Day	0	0.00%	0	0.00%	0	0.00%	0	0.00%	0	0.00%	0	0.00%	0	0.00%
Vote by Mail	0	0.00%	1	0.20%	0	0.00%	11	2.16%	1	0.20%	0	0.00%	2	0.39%
Canvass	0	0.00%	0	0.00%	0	0.00%	0	0.00%	0	0.00%	0	0.00%	0	0.00%
Total	0	0.00%	1	0.19%	0	0.00%	11	2.04%	1	0.19%	0	0.00%	2	0.37%
0042911														
Election Day	0	0.00%	0	0.00%	0	0.00%	0	0.00%	0	0.00%	0	0.00%	0	0.00%
Vote by Mail	0	0.00%	0	0.00%	1	0.21%	1	0.21%	0	0.00%	1	0.21%	0	0.00%
Canvass	0	0.00%	0	0.00%	0	0.00%	0	0.00%	0	0.00%	0	0.00%	0	0.00%
Total	0	0.00%	0	0.00%	1	0.20%	1	0.20%	0	0.00%	1	0.20%	0	0.00%

Precinct	DANIEL MERCURI (REP)		JACQUELINE MCGOWAN (DEM)		DAVID MOORE (NPP)		DAVID ALEXANDER BRAMANTE (REP)		HOLLY L. BAADE (DEM)		ANGELYNE (NPP)		JAMES G. HANINK (NPP)	
0042481														
Election Day	0	0.00%	0	0.00%	0	0.00%	0	0.00%	1	5.56%	0	0.00%	0	0.00%
Vote by Mail	0	0.00%	13	2.07%	1	0.16%	0	0.00%	9	1.43%	6	0.96%	0	0.00%
Canvass	0	0.00%	0	0.00%	0	0.00%	0	0.00%	0	0.00%	0	0.00%	0	0.00%
Total	0	0.00%	13	2.01%	1	0.15%	0	0.00%	10	1.54%	6	0.93%	0	0.00%
0042509														
Election Day	0	0.00%	0	0.00%	0	0.00%	0	0.00%	0	0.00%	0	0.00%	0	0.00%
Vote by Mail	0	0.00%	14	1.91%	0	0.00%	0	0.00%	8	1.09%	3	0.41%	0	0.00%
Canvass	0		0		0		0		0		0		0	
Total	0	0.00%	14	1.85%	0	0.00%	0	0.00%	8	1.06%	3	0.40%	0	0.00%
0042636														
Election Day	0	0.00%	0	0.00%	0	0.00%	0	0.00%	0	0.00%	0	0.00%	0	0.00%
Vote by Mail	0	0.00%	15	2.72%	2	0.36%	2	0.36%	11	2.00%	9	1.63%	3	0.54%
Canvass	0	0.00%	0	0.00%	0	0.00%	0	0.00%	0	0.00%	0	0.00%	0	0.00%
Total	0	0.00%	15	2.64%	2	0.35%	2	0.35%	11	1.94%	9	1.58%	3	0.53%
0042707														
Election Day	0	0.00%	0	0.00%	0	0.00%	0	0.00%	1	5.00%	0	0.00%	0	0.00%
Vote by Mail	1	0.27%	13	3.49%	1	0.27%	1	0.27%	3	0.81%	3	0.81%	0	0.00%
Canvass	0	0.00%	0	0.00%	1	3.70%	0	0.00%	0	0.00%	0	0.00%	0	0.00%
Total	1	0.24%	13	3.10%	2	0.48%	1	0.24%	4	0.95%	3	0.72%	0	0.00%
0042854														
Election Day	0	0.00%	1	4.17%	0	0.00%	0	0.00%	0	0.00%	1	4.17%	0	0.00%
Vote by Mail	0	0.00%	26	5.11%	6	1.18%	0	0.00%	4	0.79%	8	1.57%	1	0.20%
Canvass	0	0.00%	0	0.00%	0	0.00%	0	0.00%	0	0.00%	0	0.00%	0	0.00%
Total	0	0.00%	27	5.02%	6	1.12%	0	0.00%	4	0.74%	9	1.67%	1	0.19%
0042911														
Election Day	0	0.00%	3	14.29%	0	0.00%	0	0.00%	1	4.76%	0	0.00%	0	0.00%
Vote by Mail	0	0.00%	19	4.02%	0	0.00%	0	0.00%	5	1.06%	4	0.85%	0	0.00%
Canvass	0	0.00%	0	0.00%	0	0.00%	0	0.00%	0	0.00%	0	0.00%	0	0.00%
Total	0	0.00%	22	4.43%	0	0.00%	0	0.00%	6	1.21%	4	0.80%	0	0.00%

Precinct	DAVID HILLBERG (REP)		JEFF HEWITT (LIB)		JOHN R. DRAKE (DEM)		LARRY A. ELDER (REP)		KEVIN PAFFRATH (DEM)		ADAM PAPAGAN (NPP)		ARMANDO "MANDO" PEREZ- SERRATO (DEM)	
0042481														
Election Day	0	0.00%	0	0.00%	0	0.00%	13	72.22%	2	11.11%	0	0.00%	0	0.00%
Vote by Mail	0	0.00%	2	0.32%	4	0.64%	155	24.68%	123	19.59%	0	0.00%	2	0.32%
Canvass	0	0.00%	0	0.00%	0	0.00%	0	0.00%	1	50.00%	0	0.00%	0	0.00%
Total	0	0.00%	2	0.31%	4	0.62%	168	25.93%	126	19.44%	0	0.00%	2	0.31%
0042509														
Election Day	0	0.00%	0	0.00%	1	4.76%	13	61.90%	0	0.00%	0	0.00%	0	0.00%
Vote by Mail	0	0.00%	3	0.41%	3	0.41%	264	35.97%	78	10.63%	0	0.00%	2	0.27%
Canvass	0		0		0		0		0		0		0	
Total	0	0.00%	3	0.40%	4	0.53%	277	36.69%	78	10.33%	0	0.00%	2	0.26%
0042636														
Election Day	0	0.00%	0	0.00%	0	0.00%	10	62.50%	1	6.25%	0	0.00%	0	0.00%
Vote by Mail	0	0.00%	2	0.36%	10	1.81%	140	25.41%	75	13.61%	0	0.00%	4	0.73%
Canvass	0	0.00%	0	0.00%	0	0.00%	0	0.00%	0	0.00%	0	0.00%	0	0.00%
Total	0	0.00%	2	0.35%	10	1.76%	150	26.41%	76	13.38%	0	0.00%	4	0.70%
0042707														
Election Day	0	0.00%	0	0.00%	1	5.00%	4	20.00%	2	10.00%	0	0.00%	0	0.00%
Vote by Mail	0	0.00%	2	0.54%	4	1.08%	117	31.45%	62	16.67%	0	0.00%	2	0.54%
Canvass	0	0.00%	0	0.00%	0	0.00%	12	44.44%	2	7.41%	0	0.00%	1	3.70%
Total	0	0.00%	2	0.48%	5	1.19%	133	31.74%	66	15.75%	0	0.00%	3	0.72%
0042854														
Election Day	0	0.00%	0	0.00%	0	0.00%	12	50.00%	2	8.33%	0	0.00%	1	4.17%
Vote by Mail	0	0.00%	9	1.77%	5	0.98%	92	18.07%	110	21.61%	3	0.59%	8	1.57%
Canvass	0	0.00%	0	0.00%	0	0.00%	3	60.00%	0	0.00%	0	0.00%	0	0.00%
Total	0	0.00%	9	1.67%	5	0.93%	107	19.89%	112	20.82%	3	0.56%	9	1.67%
0042911														
Election Day	0	0.00%	0	0.00%	0	0.00%	7	33.33%	3	14.29%	0	0.00%	0	0.00%
Vote by Mail	0	0.00%	2	0.42%	7	1.48%	124	26.22%	84	17.76%	1	0.21%	3	0.63%
Canvass	0	0.00%	0	0.00%	0	0.00%	1	33.33%	0	0.00%	0	0.00%	0	0.00%
Total	0	0.00%	2	0.40%	7	1.41%	132	26.56%	87	17.51%	1	0.20%	3	0.60%

Precinct	JOHN COX (REP)		HEATHER COLLINS (G-P)		DANIEL WATTS (DEM)		NICKOLAS WILDSTAR (REP)		SARAH STEPHENS (REP)		DENVER STONER (REP)		JOE M. SYMMON (REP)	
0042481														
Election Day	0	0.00%	0	0.00%	0	0.00%	0	0.00%	0	0.00%	0	0.00%	0	0.00%
Vote by Mail	16	2.55%	7	1.11%	21	3.34%	0	0.00%	0	0.00%	0	0.00%	1	0.16%
Canvass	0	0.00%	0	0.00%	0	0.00%	0	0.00%	0	0.00%	0	0.00%	0	0.00%
Total	16	2.47%	7	1.08%	21	3.24%	0	0.00%	0	0.00%	0	0.00%	1	0.15%
0042509														
Election Day	0	0.00%	0	0.00%	0	0.00%	0	0.00%	0	0.00%	0	0.00%	0	0.00%
Vote by Mail	15	2.04%	3	0.41%	13	1.77%	0	0.00%	1	0.14%	0	0.00%	0	0.00%
Canvass	0		0		0		0		0		0		0	
Total	15	1.99%	3	0.40%	13	1.72%	0	0.00%	1	0.13%	0	0.00%	0	0.00%
0042636														
Election Day	0	0.00%	0	0.00%	0	0.00%	0	0.00%	0	0.00%	0	0.00%	0	0.00%
Vote by Mail	14	2.54%	6	1.09%	21	3.81%	0	0.00%	0	0.00%	3	0.54%	0	0.00%
Canvass	0	0.00%	0	0.00%	0	0.00%	0	0.00%	0	0.00%	0	0.00%	0	0.00%
Total	14	2.46%	6	1.06%	21	3.70%	0	0.00%	0	0.00%	3	0.53%	0	0.00%
0042707														
Election Day	0	0.00%	0	0.00%	1	5.00%	0	0.00%	0	0.00%	0	0.00%	0	0.00%
Vote by Mail	6	1.61%	8	2.15%	7	1.88%	0	0.00%	1	0.27%	0	0.00%	0	0.00%
Canvass	0	0.00%	1	3.70%	1	3.70%	0	0.00%	0	0.00%	0	0.00%	0	0.00%
Total	6	1.43%	9	2.15%	9	2.15%	0	0.00%	1	0.24%	0	0.00%	0	0.00%
0042854														
Election Day	0	0.00%	1	4.17%	1	4.17%	0	0.00%	0	0.00%	0	0.00%	0	0.00%
Vote by Mail	3	0.59%	18	3.54%	17	3.34%	2	0.39%	0	0.00%	1	0.20%	0	0.00%
Canvass	0	0.00%	0	0.00%	0	0.00%	0	0.00%	0	0.00%	0	0.00%	0	0.00%
Total	3	0.56%	19	3.53%	18	3.35%	2	0.37%	0	0.00%	1	0.19%	0	0.00%
0042911														
Election Day	0	0.00%	0	0.00%	1	4.76%	0	0.00%	0	0.00%	0	0.00%	0	0.00%
Vote by Mail	5	1.06%	4	0.85%	17	3.59%	0	0.00%	0	0.00%	0	0.00%	0	0.00%
Canvass	1	33.33%	0	0.00%	1	33.33%	0	0.00%	0	0.00%	0	0.00%	0	0.00%
Total	6	1.21%	4	0.80%	19	3.82%	0	0.00%	0	0.00%	0	0.00%	0	0.00%

Precinct	MAJOR SINGH (NPP)		DOUG OSE (REP)		Write-in		Total Votes	ROXANNE Qualified Write In		STACY SMITH Qualified Write In		MAJOR WILLIAMS Qualified Write In	
0042481													
Election Day	0	0.00%	0	0.00%	0	0.00%	18	0	0.00%	0	0.00%	0	0.00%
Vote by Mail	1	0.16%	1	0.16%	0	0.00%	628	0	0.00%	0	0.00%	0	0.00%
Canvass	0	0.00%	0	0.00%	0	0.00%	2	0	0.00%	0	0.00%	0	0.00%
Total	1	0.15%	1	0.15%	0	0.00%	648	0	0.00%	0	0.00%	0	0.00%
0042509													
Election Day	0	0.00%	0	0.00%	0	0.00%	21	0	0.00%	0	0.00%	0	0.00%
Vote by Mail	3	0.41%	10	1.36%	0	0.00%	734	0	0.00%	0	0.00%	0	0.00%
Canvass	0		0		0		0	0		0		0	
Total	3	0.40%	10	1.32%	0	0.00%	755	0	0.00%	0	0.00%	0	0.00%
0042636													
Election Day	0	0.00%	0	0.00%	0	0.00%	16	0	0.00%	0	0.00%	0	0.00%
Vote by Mail	1	0.18%	6	1.09%	0	0.00%	551	0	0.00%	0	0.00%	0	0.00%
Canvass	0	0.00%	0	0.00%	0	0.00%	1	0	0.00%	0	0.00%	0	0.00%
Total	1	0.18%	6	1.06%	0	0.00%	568	0	0.00%	0	0.00%	0	0.00%
0042707													
Election Day	0	0.00%	0	0.00%	0	0.00%	20	0	0.00%	0	0.00%	0	0.00%
Vote by Mail	0	0.00%	7	1.88%	1	0.27%	372	0	0.00%	0	0.00%	1	0.27%
Canvass	0	0.00%	0	0.00%	0	0.00%	27	0	0.00%	0	0.00%	0	0.00%
Total	0	0.00%	7	1.67%	1	0.24%	419	0	0.00%	0	0.00%	1	0.24%
0042854													
Election Day	0	0.00%	0	0.00%	0	0.00%	24	0	0.00%	0	0.00%	0	0.00%
Vote by Mail	2	0.39%	1	0.20%	0	0.00%	509	0	0.00%	0	0.00%	0	0.00%
Canvass	1	20.00%	0	0.00%	0	0.00%	5	0	0.00%	0	0.00%	0	0.00%
Total	3	0.56%	1	0.19%	0	0.00%	538	0	0.00%	0	0.00%	0	0.00%
0042911													
Election Day	0	0.00%	0	0.00%	0	0.00%	21	0	0.00%	0	0.00%	0	0.00%
Vote by Mail	0	0.00%	2	0.42%	0	0.00%	473	0	0.00%	0	0.00%	0	0.00%
Canvass	0	0.00%	0	0.00%	0	0.00%	3	0	0.00%	0	0.00%	0	0.00%
Total	0	0.00%	2	0.40%	0	0.00%	497	0	0.00%	0	0.00%	0	0.00%

Precinct	THUY E. HUGENS Qualified Write In		MIKI HABRYN Qualified Write In		VINCE LUNDGREN Qualified Write In		VIVEK B. MOHAN Qualified Write In	
0042481								
Election Day	0	0.00%	0	0.00%	0	0.00%	0	0.00%
Vote by Mail	0	0.00%	0	0.00%	0	0.00%	0	0.00%
Canvass	0	0.00%	0	0.00%	0	0.00%	0	0.00%
Total	0	0.00%	0	0.00%	0	0.00%	0	0.00%
0042509								
Election Day	0	0.00%	0	0.00%	0	0.00%	0	0.00%
Vote by Mail	0	0.00%	0	0.00%	0	0.00%	0	0.00%
Canvass	0		0		0		0	
Total	0	0.00%	0	0.00%	0	0.00%	0	0.00%
0042636								
Election Day	0	0.00%	0	0.00%	0	0.00%	0	0.00%
Vote by Mail	0	0.00%	0	0.00%	0	0.00%	0	0.00%
Canvass	0	0.00%	0	0.00%	0	0.00%	0	0.00%
Total	0	0.00%	0	0.00%	0	0.00%	0	0.00%
0042707								
Election Day	0	0.00%	0	0.00%	0	0.00%	0	0.00%
Vote by Mail	0	0.00%	0	0.00%	0	0.00%	0	0.00%
Canvass	0	0.00%	0	0.00%	0	0.00%	0	0.00%
Total	0	0.00%	0	0.00%	0	0.00%	0	0.00%
0042854								
Election Day	0	0.00%	0	0.00%	0	0.00%	0	0.00%
Vote by Mail	0	0.00%	0	0.00%	0	0.00%	0	0.00%
Canvass	0	0.00%	0	0.00%	0	0.00%	0	0.00%
Total	0	0.00%	0	0.00%	0	0.00%	0	0.00%
0042911								
Election Day	0	0.00%	0	0.00%	0	0.00%	0	0.00%
Vote by Mail	0	0.00%	0	0.00%	0	0.00%	0	0.00%
Canvass	0	0.00%	0	0.00%	0	0.00%	0	0.00%
Total	0	0.00%	0	0.00%	0	0.00%	0	0.00%

Precinct	Times Cast	Registered Voters	Undervotes	Overvotes
0042960				
Election Day	29	1,842	7	0
Vote by Mail	1,306	1,842	673	1
Canvass	5	1,842	2	0
Total	1,340	1,842	682	1
0043033				
Election Day	0	0	0	0
Vote by Mail	0	0	0	0
Canvass	0	0	0	0
Total	0	0	0	0
0043148				
Election Day	30	1,479	5	0
Vote by Mail	1,186	1,479	565	0
Canvass	10	1,479	4	0
Total	1,226	1,479	574	0
0043242				
Election Day	20	1,277	3	0
Vote by Mail	1,063	1,277	521	1
Canvass	4	1,277	3	0
Total	1,087	1,277	527	1
0043377				
Election Day	33	1,354	10	0
Vote by Mail	524	1,354	255	2
Canvass	66	1,354	21	0
Total	623	1,354	286	2
0043400				
Election Day	34	1,716	7	0
Vote by Mail	1,224	1,716	567	2
Canvass	9	1,716	3	0
Total	1,267	1,716	577	2

Precinct	DAN KAPELOVITZ (G-P)		KEVIN K. KAUL (NPP)	
0042960				
Election Day	0	0.00%	0	0.00%
Vote by Mail	8	1.27%	1	0.16%
Canvass	0	0.00%	0	0.00%
Total	8	1.22%	1	0.15%
0043033				
Election Day	0		0	
Vote by Mail	0		0	
Canvass	0		0	
Total	0		0	
0043148				
Election Day	1	4.00%	0	0.00%
Vote by Mail	9	1.45%	1	0.16%
Canvass	0	0.00%	0	0.00%
Total	10	1.53%	1	0.15%
0043242				
Election Day	0	0.00%	0	0.00%
Vote by Mail	4	0.74%	0	0.00%
Canvass	0	0.00%	0	0.00%
Total	4	0.72%	0	0.00%
0043377				
Election Day	1	4.35%	0	0.00%
Vote by Mail	1	0.37%	0	0.00%
Canvass	3	6.67%	0	0.00%
Total	5	1.49%	0	0.00%
0043400				
Election Day	0	0.00%	0	0.00%
Vote by Mail	3	0.46%	0	0.00%
Canvass	0	0.00%	0	0.00%
Total	3	0.44%	0	0.00%

Precinct	CHAUNCEY "SLIM" KILLENS (REP)		KEVIN KILEY (REP)		PATRICK KILPATRICK (DEM)		ANTHONY TRIMINO (REP)		JOEL VENTRESCA (DEM)		KEVIN L. FAULCONER (REP)		RHONDA FURIN (REP)	
0042960														
Election Day	0	0.00%	1	4.55%	0	0.00%	0	0.00%	1	4.55%	1	4.55%	0	0.00%
Vote by Mail	0	0.00%	19	3.01%	5	0.79%	1	0.16%	61	9.65%	67	10.60%	0	0.00%
Canvass	0	0.00%	0	0.00%	0	0.00%	0	0.00%	1	33.33%	0	0.00%	0	0.00%
Total	0	0.00%	20	3.04%	5	0.76%	1	0.15%	63	9.59%	68	10.35%	0	0.00%
0043033														
Election Day	0		0		0		0		0		0		0	
Vote by Mail	0		0		0		0		0		0		0	
Canvass	0		0		0		0		0		0		0	
Total	0		0		0		0		0		0		0	
0043148														
Election Day	0	0.00%	2	8.00%	0	0.00%	0	0.00%	0	0.00%	3	12.00%	0	0.00%
Vote by Mail	0	0.00%	23	3.70%	6	0.97%	0	0.00%	48	7.73%	92	14.81%	0	0.00%
Canvass	0	0.00%	0	0.00%	0	0.00%	0	0.00%	0	0.00%	0	0.00%	0	0.00%
Total	0	0.00%	25	3.83%	6	0.92%	0	0.00%	48	7.36%	95	14.57%	0	0.00%
0043242														
Election Day	0	0.00%	1	5.88%	0	0.00%	0	0.00%	1	5.88%	4	23.53%	0	0.00%
Vote by Mail	0	0.00%	29	5.36%	6	1.11%	0	0.00%	35	6.47%	79	14.60%	0	0.00%
Canvass	0	0.00%	0	0.00%	0	0.00%	0	0.00%	0	0.00%	0	0.00%	0	0.00%
Total	0	0.00%	30	5.37%	6	1.07%	0	0.00%	36	6.44%	83	14.85%	0	0.00%
0043377														
Election Day	0	0.00%	0	0.00%	0	0.00%	0	0.00%	5	21.74%	0	0.00%	0	0.00%
Vote by Mail	0	0.00%	4	1.50%	1	0.37%	0	0.00%	14	5.24%	18	6.74%	0	0.00%
Canvass	0	0.00%	1	2.22%	0	0.00%	0	0.00%	9	20.00%	0	0.00%	1	2.22%
Total	0	0.00%	5	1.49%	1	0.30%	0	0.00%	28	8.36%	18	5.37%	1	0.30%
0043400														
Election Day	0	0.00%	2	7.41%	0	0.00%	0	0.00%	0	0.00%	3	11.11%	0	0.00%
Vote by Mail	0	0.00%	38	5.80%	4	0.61%	0	0.00%	30	4.58%	104	15.88%	0	0.00%
Canvass	0	0.00%	0	0.00%	0	0.00%	0	0.00%	0	0.00%	0	0.00%	0	0.00%
Total	0	0.00%	40	5.81%	4	0.58%	0	0.00%	30	4.36%	107	15.55%	0	0.00%

Precinct	ROBERT C. NEWMAN II (REP)		DENNIS RICHTER (NPP)		BRANDON M. ROSS (DEM)		SAM L. GALLUCCI (REP)		TED GAINES (REP)		CAITLYN JENNER (REP)		LEO S. ZACKY (REP)	
0042960														
Election Day	0	0.00%	1	4.55%	0	0.00%	0	0.00%	0	0.00%	0	0.00%	0	0.00%
Vote by Mail	0	0.00%	1	0.16%	38	6.01%	2	0.32%	1	0.16%	4	0.63%	0	0.00%
Canvass	0	0.00%	0	0.00%	0	0.00%	0	0.00%	0	0.00%	0	0.00%	0	0.00%
Total	0	0.00%	2	0.30%	38	5.78%	2	0.30%	1	0.15%	4	0.61%	0	0.00%
0043033														
Election Day	0		0		0		0		0		0		0	
Vote by Mail	0		0		0		0		0		0		0	
Canvass	0		0		0		0		0		0		0	
Total	0		0		0		0		0		0		0	
0043148														
Election Day	0	0.00%	0	0.00%	1	4.00%	0	0.00%	0	0.00%	0	0.00%	0	0.00%
Vote by Mail	0	0.00%	0	0.00%	31	4.99%	0	0.00%	11	1.77%	8	1.29%	0	0.00%
Canvass	0	0.00%	0	0.00%	2	33.33%	0	0.00%	0	0.00%	0	0.00%	0	0.00%
Total	0	0.00%	0	0.00%	34	5.21%	0	0.00%	11	1.69%	8	1.23%	0	0.00%
0043242														
Election Day	0	0.00%	0	0.00%	0	0.00%	0	0.00%	0	0.00%	0	0.00%	0	0.00%
Vote by Mail	0	0.00%	0	0.00%	28	5.18%	0	0.00%	12	2.22%	9	1.66%	0	0.00%
Canvass	0	0.00%	0	0.00%	0	0.00%	0	0.00%	0	0.00%	0	0.00%	0	0.00%
Total	0	0.00%	0	0.00%	28	5.01%	0	0.00%	12	2.15%	9	1.61%	0	0.00%
0043377														
Election Day	0	0.00%	0	0.00%	3	13.04%	0	0.00%	0	0.00%	0	0.00%	0	0.00%
Vote by Mail	1	0.37%	0	0.00%	16	5.99%	0	0.00%	4	1.50%	4	1.50%	0	0.00%
Canvass	0	0.00%	0	0.00%	7	15.56%	0	0.00%	0	0.00%	1	2.22%	0	0.00%
Total	1	0.30%	0	0.00%	26	7.76%	0	0.00%	4	1.19%	5	1.49%	0	0.00%
0043400														
Election Day	0	0.00%	0	0.00%	3	11.11%	0	0.00%	0	0.00%	0	0.00%	0	0.00%
Vote by Mail	0	0.00%	0	0.00%	37	5.65%	0	0.00%	7	1.07%	7	1.07%	0	0.00%
Canvass	0	0.00%	0	0.00%	0	0.00%	0	0.00%	0	0.00%	0	0.00%	0	0.00%
Total	0	0.00%	0	0.00%	40	5.81%	0	0.00%	7	1.02%	7	1.02%	0	0.00%

Precinct	JENNY RAE LE ROUX (REP)		DAVID LOZANO (REP)		STEVE CHAVEZ LODGE (REP)		MICHAEL LOEBBS (NPP)		DENIS LUCEY (NPP)		DIEGO MARTINEZ (REP)		JEREMIAH "JEREMY" MARCINIAK (NPP)	
0042960														
Election Day	0	0.00%	0	0.00%	0	0.00%	0	0.00%	0	0.00%	0	0.00%	0	0.00%
Vote by Mail	0	0.00%	0	0.00%	2	0.32%	8	1.27%	0	0.00%	0	0.00%	1	0.16%
Canvass	0	0.00%	0	0.00%	0	0.00%	0	0.00%	0	0.00%	0	0.00%	0	0.00%
Total	0	0.00%	0	0.00%	2	0.30%	8	1.22%	0	0.00%	0	0.00%	1	0.15%
0043033														
Election Day	0		0		0		0		0		0		0	
Vote by Mail	0		0		0		0		0		0		0	
Canvass	0		0		0		0		0		0		0	
Total	0		0		0		0		0		0		0	
0043148														
Election Day	0	0.00%	0	0.00%	0	0.00%	0	0.00%	0	0.00%	0	0.00%	0	0.00%
Vote by Mail	0	0.00%	0	0.00%	2	0.32%	3	0.48%	0	0.00%	1	0.16%	1	0.16%
Canvass	0	0.00%	0	0.00%	0	0.00%	0	0.00%	0	0.00%	0	0.00%	0	0.00%
Total	0	0.00%	0	0.00%	2	0.31%	3	0.46%	0	0.00%	1	0.15%	1	0.15%
0043242														
Election Day	0	0.00%	0	0.00%	0	0.00%	0	0.00%	0	0.00%	0	0.00%	0	0.00%
Vote by Mail	0	0.00%	0	0.00%	0	0.00%	0	0.00%	0	0.00%	1	0.18%	0	0.00%
Canvass	0	0.00%	0	0.00%	0	0.00%	0	0.00%	0	0.00%	0	0.00%	0	0.00%
Total	0	0.00%	0	0.00%	0	0.00%	0	0.00%	0	0.00%	1	0.18%	0	0.00%
0043377														
Election Day	0	0.00%	0	0.00%	0	0.00%	0	0.00%	0	0.00%	0	0.00%	0	0.00%
Vote by Mail	0	0.00%	0	0.00%	4	1.50%	2	0.75%	1	0.37%	0	0.00%	0	0.00%
Canvass	0	0.00%	0	0.00%	0	0.00%	0	0.00%	0	0.00%	0	0.00%	0	0.00%
Total	0	0.00%	0	0.00%	4	1.19%	2	0.60%	1	0.30%	0	0.00%	0	0.00%
0043400														
Election Day	0	0.00%	0	0.00%	0	0.00%	0	0.00%	0	0.00%	0	0.00%	0	0.00%
Vote by Mail	0	0.00%	0	0.00%	1	0.15%	1	0.15%	0	0.00%	0	0.00%	0	0.00%
Canvass	0	0.00%	0	0.00%	0	0.00%	0	0.00%	1	16.67%	0	0.00%	0	0.00%
Total	0	0.00%	0	0.00%	1	0.15%	1	0.15%	1	0.15%	0	0.00%	0	0.00%

Precinct	DANIEL MERCURI (REP)		JACQUELINE MCGOWAN (DEM)		DAVID MOORE (NPP)		DAVID ALEXANDER BRAMANTE (REP)		HOLLY L. BAADE (DEM)		ANGELYNE (NPP)		JAMES G. HANINK (NPP)	
0042960														
Election Day	0	0.00%	0	0.00%	0	0.00%	0	0.00%	1	4.55%	0	0.00%	0	0.00%
Vote by Mail	0	0.00%	13	2.06%	2	0.32%	1	0.16%	6	0.95%	10	1.58%	1	0.16%
Canvass	0	0.00%	0	0.00%	0	0.00%	0	0.00%	0	0.00%	0	0.00%	0	0.00%
Total	0	0.00%	13	1.98%	2	0.30%	1	0.15%	7	1.07%	10	1.52%	1	0.15%
0043033														
Election Day	0		0		0		0		0		0		0	
Vote by Mail	0		0		0		0		0		0		0	
Canvass	0		0		0		0		0		0		0	
Total	0		0		0		0		0		0		0	
0043148														
Election Day	0	0.00%	0	0.00%	0	0.00%	0	0.00%	0	0.00%	0	0.00%	0	0.00%
Vote by Mail	0	0.00%	9	1.45%	3	0.48%	0	0.00%	6	0.97%	6	0.97%	0	0.00%
Canvass	0	0.00%	0	0.00%	0	0.00%	0	0.00%	0	0.00%	0	0.00%	0	0.00%
Total	0	0.00%	9	1.38%	3	0.46%	0	0.00%	6	0.92%	6	0.92%	0	0.00%
0043242														
Election Day	0	0.00%	0	0.00%	0	0.00%	0	0.00%	0	0.00%	2	11.76%	0	0.00%
Vote by Mail	0	0.00%	8	1.48%	1	0.18%	0	0.00%	4	0.74%	2	0.37%	1	0.18%
Canvass	0	0.00%	0	0.00%	0	0.00%	0	0.00%	0	0.00%	0	0.00%	0	0.00%
Total	0	0.00%	8	1.43%	1	0.18%	0	0.00%	4	0.72%	4	0.72%	1	0.18%
0043377														
Election Day	0	0.00%	0	0.00%	0	0.00%	0	0.00%	0	0.00%	0	0.00%	0	0.00%
Vote by Mail	0	0.00%	20	7.49%	2	0.75%	0	0.00%	5	1.87%	2	0.75%	1	0.37%
Canvass	0	0.00%	0	0.00%	0	0.00%	0	0.00%	2	4.44%	1	2.22%	0	0.00%
Total	0	0.00%	20	5.97%	2	0.60%	0	0.00%	7	2.09%	3	0.90%	1	0.30%
0043400														
Election Day	0	0.00%	0	0.00%	2	7.41%	0	0.00%	0	0.00%	0	0.00%	0	0.00%
Vote by Mail	1	0.15%	13	1.98%	2	0.31%	0	0.00%	1	0.15%	4	0.61%	0	0.00%
Canvass	0	0.00%	0	0.00%	0	0.00%	0	0.00%	0	0.00%	0	0.00%	0	0.00%
Total	1	0.15%	13	1.89%	4	0.58%	0	0.00%	1	0.15%	4	0.58%	0	0.00%

Precinct	DAVID HILLBERG (REP)		JEFF HEWITT (LIB)		JOHN R. DRAKE (DEM)		LARRY A. ELDER (REP)		KEVIN PAFFRATH (DEM)		ADAM PAPAGAN (NPP)		ARMANDO "MANDO" PEREZ- SERRATO (DEM)	
0042960														
Election Day	0	0.00%	0	0.00%	1	4.55%	14	63.64%	0	0.00%	0	0.00%	0	0.00%
Vote by Mail	0	0.00%	6	0.95%	7	1.11%	216	34.18%	96	15.19%	0	0.00%	3	0.47%
Canvass	0	0.00%	0	0.00%	0	0.00%	2	66.67%	0	0.00%	0	0.00%	0	0.00%
Total	0	0.00%	6	0.91%	8	1.22%	232	35.31%	96	14.61%	0	0.00%	3	0.46%
0043033														
Election Day	0		0		0		0		0		0		0	
Vote by Mail	0		0		0		0		0		0		0	
Canvass	0		0		0		0		0		0		0	
Total	0		0		0		0		0		0		0	
0043148														
Election Day	0	0.00%	0	0.00%	1	4.00%	14	56.00%	2	8.00%	0	0.00%	0	0.00%
Vote by Mail	0	0.00%	4	0.64%	5	0.81%	218	35.10%	81	13.04%	1	0.16%	7	1.13%
Canvass	0	0.00%	0	0.00%	0	0.00%	2	33.33%	2	33.33%	0	0.00%	0	0.00%
Total	0	0.00%	4	0.61%	6	0.92%	234	35.89%	85	13.04%	1	0.15%	7	1.07%
0043242														
Election Day	0	0.00%	1	5.88%	0	0.00%	6	35.29%	2	11.76%	0	0.00%	0	0.00%
Vote by Mail	0	0.00%	2	0.37%	7	1.29%	171	31.61%	93	17.19%	0	0.00%	3	0.55%
Canvass	0	0.00%	0	0.00%	0	0.00%	0	0.00%	1	100.00%	0	0.00%	0	0.00%
Total	0	0.00%	3	0.54%	7	1.25%	177	31.66%	96	17.17%	0	0.00%	3	0.54%
0043377														
Election Day	0	0.00%	0	0.00%	0	0.00%	11	47.83%	2	8.70%	0	0.00%	0	0.00%
Vote by Mail	0	0.00%	3	1.12%	7	2.62%	72	26.97%	52	19.48%	0	0.00%	0	0.00%
Canvass	0	0.00%	0	0.00%	2	4.44%	8	17.78%	5	11.11%	0	0.00%	2	4.44%
Total	0	0.00%	3	0.90%	9	2.69%	91	27.16%	59	17.61%	0	0.00%	2	0.60%
0043400														
Election Day	0	0.00%	0	0.00%	0	0.00%	17	62.96%	0	0.00%	0	0.00%	0	0.00%
Vote by Mail	0	0.00%	4	0.61%	9	1.37%	272	41.53%	82	12.52%	0	0.00%	2	0.31%
Canvass	0	0.00%	0	0.00%	0	0.00%	4	66.67%	1	16.67%	0	0.00%	0	0.00%
Total	0	0.00%	4	0.58%	9	1.31%	293	42.59%	83	12.06%	0	0.00%	2	0.29%

Precinct	JOHN COX (REP)		HEATHER COLLINS (G-P)		DANIEL WATTS (DEM)		NICKOLAS WILDSTAR (REP)		SARAH STEPHENS (REP)		DENVER STONER (REP)		JOE M. SYMMON (REP)	
0042960														
Election Day	0	0.00%	2	9.09%	0	0.00%	0	0.00%	0	0.00%	0	0.00%	0	0.00%
Vote by Mail	21	3.32%	8	1.27%	15	2.37%	0	0.00%	0	0.00%	1	0.16%	1	0.16%
Canvass	0	0.00%	0	0.00%	0	0.00%	0	0.00%	0	0.00%	0	0.00%	0	0.00%
Total	21	3.20%	10	1.52%	15	2.28%	0	0.00%	0	0.00%	1	0.15%	1	0.15%
0043033														
Election Day	0		0		0		0		0		0		0	
Vote by Mail	0		0		0		0		0		0		0	
Canvass	0		0		0		0		0		0		0	
Total	0		0		0		0		0		0		0	
0043148														
Election Day	0	0.00%	0	0.00%	1	4.00%	0	0.00%	0	0.00%	0	0.00%	0	0.00%
Vote by Mail	21	3.38%	4	0.64%	14	2.25%	0	0.00%	0	0.00%	0	0.00%	1	0.16%
Canvass	0	0.00%	0	0.00%	0	0.00%	0	0.00%	0	0.00%	0	0.00%	0	0.00%
Total	21	3.22%	4	0.61%	15	2.30%	0	0.00%	0	0.00%	0	0.00%	1	0.15%
0043242														
Election Day	0	0.00%	0	0.00%	0	0.00%	0	0.00%	0	0.00%	0	0.00%	0	0.00%
Vote by Mail	11	2.03%	11	2.03%	17	3.14%	3	0.55%	0	0.00%	0	0.00%	0	0.00%
Canvass	0	0.00%	0	0.00%	0	0.00%	0	0.00%	0	0.00%	0	0.00%	0	0.00%
Total	11	1.97%	11	1.97%	17	3.04%	3	0.54%	0	0.00%	0	0.00%	0	0.00%
0043377														
Election Day	0	0.00%	0	0.00%	1	4.35%	0	0.00%	0	0.00%	0	0.00%	0	0.00%
Vote by Mail	16	5.99%	7	2.62%	7	2.62%	0	0.00%	0	0.00%	1	0.37%	0	0.00%
Canvass	0	0.00%	0	0.00%	3	6.67%	0	0.00%	0	0.00%	0	0.00%	0	0.00%
Total	16	4.78%	7	2.09%	11	3.28%	0	0.00%	0	0.00%	1	0.30%	0	0.00%
0043400														
Election Day	0	0.00%	0	0.00%	0	0.00%	0	0.00%	0	0.00%	0	0.00%	0	0.00%
Vote by Mail	12	1.83%	4	0.61%	5	0.76%	0	0.00%	2	0.31%	0	0.00%	0	0.00%
Canvass	0	0.00%	0	0.00%	0	0.00%	0	0.00%	0	0.00%	0	0.00%	0	0.00%
Total	12	1.74%	4	0.58%	5	0.73%	0	0.00%	2	0.29%	0	0.00%	0	0.00%

Precinct	MAJOR SINGH (NPP)		DOUG OSE (REP)		Write-in		Total Votes	ROXANNE Qualified Write In		STACY SMITH Qualified Write In		MAJOR WILLIAMS Qualified Write In	
0042960													
Election Day	0	0.00%	0	0.00%	0	0.00%	22	0	0.00%	0	0.00%	0	0.00%
Vote by Mail	1	0.16%	5	0.79%	0	0.00%	632	0	0.00%	0	0.00%	0	0.00%
Canvass	0	0.00%	0	0.00%	0	0.00%	3	0	0.00%	0	0.00%	0	0.00%
Total	1	0.15%	5	0.76%	0	0.00%	657	0	0.00%	0	0.00%	0	0.00%
0043033													
Election Day	0		0		0		0	0		0		0	
Vote by Mail	0		0		0		0	0		0		0	
Canvass	0		0		0		0	0		0		0	
Total	0		0		0		0	0		0		0	
0043148													
Election Day	0	0.00%	0	0.00%	0	0.00%	25	0	0.00%	0	0.00%	0	0.00%
Vote by Mail	0	0.00%	5	0.81%	0	0.00%	621	0	0.00%	0	0.00%	0	0.00%
Canvass	0	0.00%	0	0.00%	0	0.00%	6	0	0.00%	0	0.00%	0	0.00%
Total	0	0.00%	5	0.77%	0	0.00%	652	0	0.00%	0	0.00%	0	0.00%
0043242													
Election Day	0	0.00%	0	0.00%	0	0.00%	17	0	0.00%	0	0.00%	0	0.00%
Vote by Mail	0	0.00%	3	0.55%	1	0.18%	541	0	0.00%	0	0.00%	1	0.18%
Canvass	0	0.00%	0	0.00%	0	0.00%	1	0	0.00%	0	0.00%	0	0.00%
Total	0	0.00%	3	0.54%	1	0.18%	559	0	0.00%	0	0.00%	1	0.18%
0043377													
Election Day	0	0.00%	0	0.00%	0	0.00%	23	0	0.00%	0	0.00%	0	0.00%
Vote by Mail	0	0.00%	0	0.00%	2	0.75%	267	0	0.00%	0	0.00%	2	0.75%
Canvass	0	0.00%	0	0.00%	0	0.00%	45	0	0.00%	0	0.00%	0	0.00%
Total	0	0.00%	0	0.00%	2	0.60%	335	0	0.00%	0	0.00%	2	0.60%
0043400													
Election Day	0	0.00%	0	0.00%	0	0.00%	27	0	0.00%	0	0.00%	0	0.00%
Vote by Mail	0	0.00%	9	1.37%	1	0.15%	655	0	0.00%	0	0.00%	1	0.15%
Canvass	0	0.00%	0	0.00%	0	0.00%	6	0	0.00%	0	0.00%	0	0.00%
Total	0	0.00%	9	1.31%	1	0.15%	688	0	0.00%	0	0.00%	1	0.15%

Precinct	THUY E. HUGENS Qualified Write In		MIKI HABRYN Qualified Write In		VINCE LUNDGREN Qualified Write In		VIVEK B. MOHAN Qualified Write In	
0042960								
Election Day	0	0.00%	0	0.00%	0	0.00%	0	0.00%
Vote by Mail	0	0.00%	0	0.00%	0	0.00%	0	0.00%
Canvass	0	0.00%	0	0.00%	0	0.00%	0	0.00%
Total	0	0.00%	0	0.00%	0	0.00%	0	0.00%
0043033								
Election Day	0		0		0		0	
Vote by Mail	0		0		0		0	
Canvass	0		0		0		0	
Total	0		0		0		0	
0043148								
Election Day	0	0.00%	0	0.00%	0	0.00%	0	0.00%
Vote by Mail	0	0.00%	0	0.00%	0	0.00%	0	0.00%
Canvass	0	0.00%	0	0.00%	0	0.00%	0	0.00%
Total	0	0.00%	0	0.00%	0	0.00%	0	0.00%
0043242								
Election Day	0	0.00%	0	0.00%	0	0.00%	0	0.00%
Vote by Mail	0	0.00%	0	0.00%	0	0.00%	0	0.00%
Canvass	0	0.00%	0	0.00%	0	0.00%	0	0.00%
Total	0	0.00%	0	0.00%	0	0.00%	0	0.00%
0043377								
Election Day	0	0.00%	0	0.00%	0	0.00%	0	0.00%
Vote by Mail	0	0.00%	0	0.00%	0	0.00%	0	0.00%
Canvass	0	0.00%	0	0.00%	0	0.00%	0	0.00%
Total	0	0.00%	0	0.00%	0	0.00%	0	0.00%
0043400								
Election Day	0	0.00%	0	0.00%	0	0.00%	0	0.00%
Vote by Mail	0	0.00%	0	0.00%	0	0.00%	0	0.00%
Canvass	0	0.00%	0	0.00%	0	0.00%	0	0.00%
Total	0	0.00%	0	0.00%	0	0.00%	0	0.00%

Precinct	Times Cast	Registered Voters	Undervotes	Overvotes
0043439				
Election Day	20	1,743	5	0
Vote by Mail	1,385	1,743	719	3
Canvass	18	1,743	7	0
Total	1,423	1,743	731	3
0043691				
Election Day	41	1,756	3	0
Vote by Mail	1,271	1,756	562	3
Canvass	8	1,756	1	0
Total	1,320	1,756	566	3
0043738				
Election Day	30	1,223	5	0
Vote by Mail	687	1,223	321	1
Canvass	7	1,223	4	0
Total	724	1,223	330	1
0043845				
Election Day	38	1,333	11	0
Vote by Mail	882	1,333	433	0
Canvass	10	1,333	5	0
Total	930	1,333	449	0
0043915				
Election Day	14	1,698	3	0
Vote by Mail	927	1,698	413	3
Canvass	17	1,698	4	0
Total	958	1,698	420	3
0044013				
Election Day	23	1,632	14	0
Vote by Mail	886	1,632	472	4
Canvass	7	1,632	2	0
Total	916	1,632	488	4

Precinct	DAN KAPELOVITZ (G-P)		KEVIN K. KAUL (NPP)	
0043439				
Election Day	0	0.00%	0	0.00%
Vote by Mail	5	0.75%	0	0.00%
Canvass	0	0.00%	0	0.00%
Total	5	0.73%	0	0.00%
0043691				
Election Day	0	0.00%	0	0.00%
Vote by Mail	7	0.99%	0	0.00%
Canvass	0	0.00%	0	0.00%
Total	7	0.93%	0	0.00%
0043738				
Election Day	0	0.00%	0	0.00%
Vote by Mail	5	1.37%	0	0.00%
Canvass	0	0.00%	0	0.00%
Total	5	1.27%	0	0.00%
0043845				
Election Day	1	3.70%	0	0.00%
Vote by Mail	3	0.67%	0	0.00%
Canvass	1	20.00%	0	0.00%
Total	5	1.04%	0	0.00%
0043915				
Election Day	0	0.00%	0	0.00%
Vote by Mail	6	1.17%	0	0.00%
Canvass	0	0.00%	0	0.00%
Total	6	1.12%	0	0.00%
0044013				
Election Day	0	0.00%	0	0.00%
Vote by Mail	13	3.17%	0	0.00%
Canvass	0	0.00%	0	0.00%
Total	13	3.07%	0	0.00%

Precinct	CHAUNCEY "SLIM" KILLENS (REP)		KEVIN KILEY (REP)		PATRICK KILPATRICK (DEM)		ANTHONY TRIMINO (REP)		JOEL VENTRESCA (DEM)		KEVIN L. FAULCONER (REP)		RHONDA FURIN (REP)	
0043439														
Election Day	0	0.00%	1	6.67%	0	0.00%	0	0.00%	2	13.33%	1	6.67%	0	0.00%
Vote by Mail	0	0.00%	41	6.18%	6	0.90%	2	0.30%	48	7.24%	121	18.25%	0	0.00%
Canvass	0	0.00%	1	9.09%	0	0.00%	0	0.00%	4	36.36%	0	0.00%	0	0.00%
Total	0	0.00%	43	6.24%	6	0.87%	2	0.29%	54	7.84%	122	17.71%	0	0.00%
0043691														
Election Day	1	2.63%	3	7.89%	0	0.00%	2	5.26%	3	7.89%	4	10.53%	0	0.00%
Vote by Mail	1	0.14%	43	6.09%	3	0.42%	0	0.00%	31	4.39%	90	12.75%	0	0.00%
Canvass	0	0.00%	0	0.00%	0	0.00%	0	0.00%	0	0.00%	0	0.00%	0	0.00%
Total	2	0.27%	46	6.13%	3	0.40%	2	0.27%	34	4.53%	94	12.52%	0	0.00%
0043738														
Election Day	0	0.00%	1	4.00%	0	0.00%	0	0.00%	4	16.00%	1	4.00%	0	0.00%
Vote by Mail	0	0.00%	22	6.03%	2	0.55%	0	0.00%	18	4.93%	41	11.23%	0	0.00%
Canvass	0	0.00%	0	0.00%	0	0.00%	0	0.00%	0	0.00%	1	33.33%	0	0.00%
Total	0	0.00%	23	5.85%	2	0.51%	0	0.00%	22	5.60%	43	10.94%	0	0.00%
0043845														
Election Day	0	0.00%	3	11.11%	0	0.00%	0	0.00%	0	0.00%	3	11.11%	0	0.00%
Vote by Mail	0	0.00%	11	2.45%	8	1.78%	0	0.00%	27	6.01%	49	10.91%	0	0.00%
Canvass	0	0.00%	0	0.00%	0	0.00%	0	0.00%	0	0.00%	0	0.00%	0	0.00%
Total	0	0.00%	14	2.91%	8	1.66%	0	0.00%	27	5.61%	52	10.81%	0	0.00%
0043915														
Election Day	0	0.00%	1	9.09%	0	0.00%	0	0.00%	1	9.09%	0	0.00%	0	0.00%
Vote by Mail	0	0.00%	22	4.31%	3	0.59%	3	0.59%	30	5.87%	37	7.24%	0	0.00%
Canvass	0	0.00%	0	0.00%	0	0.00%	0	0.00%	3	23.08%	0	0.00%	0	0.00%
Total	0	0.00%	23	4.30%	3	0.56%	3	0.56%	34	6.36%	37	6.92%	0	0.00%
0044013														
Election Day	0	0.00%	0	0.00%	0	0.00%	0	0.00%	0	0.00%	2	22.22%	0	0.00%
Vote by Mail	0	0.00%	17	4.15%	4	0.98%	0	0.00%	50	12.20%	63	15.37%	0	0.00%
Canvass	0	0.00%	0	0.00%	0	0.00%	0	0.00%	0	0.00%	0	0.00%	0	0.00%
Total	0	0.00%	17	4.01%	4	0.94%	0	0.00%	50	11.79%	65	15.33%	0	0.00%

Precinct	ROBERT C. NEWMAN II (REP)		DENNIS RICHTER (NPP)		BRANDON M. ROSS (DEM)		SAM L. GALLUCCI (REP)		TED GAINES (REP)		CAITLYN JENNER (REP)		LEO S. ZACKY (REP)	
0043439														
Election Day	0	0.00%	0	0.00%	1	6.67%	0	0.00%	0	0.00%	0	0.00%	0	0.00%
Vote by Mail	2	0.30%	1	0.15%	37	5.58%	0	0.00%	15	2.26%	13	1.96%	2	0.30%
Canvass	0	0.00%	0	0.00%	0	0.00%	0	0.00%	0	0.00%	0	0.00%	0	0.00%
Total	2	0.29%	1	0.15%	38	5.52%	0	0.00%	15	2.18%	13	1.89%	2	0.29%
0043691														
Election Day	0	0.00%	0	0.00%	2	5.26%	0	0.00%	0	0.00%	0	0.00%	0	0.00%
Vote by Mail	1	0.14%	1	0.14%	34	4.82%	0	0.00%	12	1.70%	9	1.27%	3	0.42%
Canvass	0	0.00%	0	0.00%	0	0.00%	0	0.00%	0	0.00%	0	0.00%	0	0.00%
Total	1	0.13%	1	0.13%	36	4.79%	0	0.00%	12	1.60%	9	1.20%	3	0.40%
0043738														
Election Day	0	0.00%	0	0.00%	3	12.00%	0	0.00%	0	0.00%	1	4.00%	0	0.00%
Vote by Mail	1	0.27%	0	0.00%	21	5.75%	0	0.00%	5	1.37%	8	2.19%	0	0.00%
Canvass	0	0.00%	0	0.00%	1	33.33%	0	0.00%	0	0.00%	0	0.00%	0	0.00%
Total	1	0.25%	0	0.00%	25	6.36%	0	0.00%	5	1.27%	9	2.29%	0	0.00%
0043845														
Election Day	0	0.00%	0	0.00%	2	7.41%	0	0.00%	0	0.00%	0	0.00%	0	0.00%
Vote by Mail	1	0.22%	1	0.22%	22	4.90%	0	0.00%	10	2.23%	2	0.45%	0	0.00%
Canvass	0	0.00%	0	0.00%	0	0.00%	0	0.00%	0	0.00%	0	0.00%	0	0.00%
Total	1	0.21%	1	0.21%	24	4.99%	0	0.00%	10	2.08%	2	0.42%	0	0.00%
0043915														
Election Day	0	0.00%	0	0.00%	1	9.09%	0	0.00%	0	0.00%	0	0.00%	0	0.00%
Vote by Mail	2	0.39%	1	0.20%	33	6.46%	1	0.20%	3	0.59%	10	1.96%	1	0.20%
Canvass	0	0.00%	0	0.00%	3	23.08%	0	0.00%	0	0.00%	0	0.00%	0	0.00%
Total	2	0.37%	1	0.19%	37	6.92%	1	0.19%	3	0.56%	10	1.87%	1	0.19%
0044013														
Election Day	0	0.00%	0	0.00%	1	11.11%	0	0.00%	0	0.00%	0	0.00%	0	0.00%
Vote by Mail	0	0.00%	1	0.24%	24	5.85%	0	0.00%	3	0.73%	10	2.44%	0	0.00%
Canvass	0	0.00%	0	0.00%	0	0.00%	0	0.00%	0	0.00%	0	0.00%	0	0.00%
Total	0	0.00%	1	0.24%	25	5.90%	0	0.00%	3	0.71%	10	2.36%	0	0.00%

Precinct	JENNY RAE LE ROUX (REP)		DAVID LOZANO (REP)		STEVE CHAVEZ LODGE (REP)		MICHAEL LOEBBS (NPP)		DENIS LUCEY (NPP)		DIEGO MARTINEZ (REP)		JEREMIAH "JEREMY" MARCINIAK (NPP)	
0043439														
Election Day	0	0.00%	0	0.00%	0	0.00%	0	0.00%	0	0.00%	0	0.00%	0	0.00%
Vote by Mail	1	0.15%	0	0.00%	0	0.00%	5	0.75%	0	0.00%	0	0.00%	0	0.00%
Canvass	0	0.00%	0	0.00%	0	0.00%	0	0.00%	1	9.09%	0	0.00%	0	0.00%
Total	1	0.15%	0	0.00%	0	0.00%	5	0.73%	1	0.15%	0	0.00%	0	0.00%
0043691														
Election Day	0	0.00%	1	2.63%	0	0.00%	0	0.00%	0	0.00%	0	0.00%	0	0.00%
Vote by Mail	0	0.00%	1	0.14%	0	0.00%	1	0.14%	1	0.14%	0	0.00%	0	0.00%
Canvass	0	0.00%	0	0.00%	0	0.00%	0	0.00%	0	0.00%	0	0.00%	0	0.00%
Total	0	0.00%	2	0.27%	0	0.00%	1	0.13%	1	0.13%	0	0.00%	0	0.00%
0043738														
Election Day	0	0.00%	0	0.00%	0	0.00%	0	0.00%	0	0.00%	0	0.00%	0	0.00%
Vote by Mail	0	0.00%	0	0.00%	0	0.00%	2	0.55%	0	0.00%	1	0.27%	0	0.00%
Canvass	0	0.00%	0	0.00%	0	0.00%	0	0.00%	0	0.00%	0	0.00%	0	0.00%
Total	0	0.00%	0	0.00%	0	0.00%	2	0.51%	0	0.00%	1	0.25%	0	0.00%
0043845														
Election Day	0	0.00%	0	0.00%	0	0.00%	0	0.00%	0	0.00%	0	0.00%	0	0.00%
Vote by Mail	1	0.22%	0	0.00%	0	0.00%	1	0.22%	1	0.22%	1	0.22%	0	0.00%
Canvass	0	0.00%	0	0.00%	0	0.00%	0	0.00%	0	0.00%	0	0.00%	0	0.00%
Total	1	0.21%	0	0.00%	0	0.00%	1	0.21%	1	0.21%	1	0.21%	0	0.00%
0043915														
Election Day	0	0.00%	0	0.00%	0	0.00%	0	0.00%	0	0.00%	0	0.00%	0	0.00%
Vote by Mail	1	0.20%	3	0.59%	0	0.00%	3	0.59%	0	0.00%	0	0.00%	0	0.00%
Canvass	0	0.00%	0	0.00%	0	0.00%	0	0.00%	0	0.00%	0	0.00%	0	0.00%
Total	1	0.19%	3	0.56%	0	0.00%	3	0.56%	0	0.00%	0	0.00%	0	0.00%
0044013														
Election Day	0	0.00%	0	0.00%	0	0.00%	0	0.00%	0	0.00%	0	0.00%	0	0.00%
Vote by Mail	0	0.00%	0	0.00%	1	0.24%	6	1.46%	0	0.00%	0	0.00%	0	0.00%
Canvass	0	0.00%	0	0.00%	0	0.00%	0	0.00%	0	0.00%	0	0.00%	0	0.00%
Total	0	0.00%	0	0.00%	1	0.24%	6	1.42%	0	0.00%	0	0.00%	0	0.00%

Precinct	DANIEL MERCURI (REP)		JACQUELINE MCGOWAN (DEM)		DAVID MOORE (NPP)		DAVID ALEXANDER BRAMANTE (REP)		HOLLY L. BAADE (DEM)		ANGELYNE (NPP)		JAMES G. HANINK (NPP)	
0043439														
Election Day	0	0.00%	0	0.00%	0	0.00%	0	0.00%	0	0.00%	0	0.00%	0	0.00%
Vote by Mail	0	0.00%	10	1.51%	2	0.30%	0	0.00%	3	0.45%	7	1.06%	0	0.00%
Canvass	0	0.00%	1	9.09%	0	0.00%	0	0.00%	0	0.00%	0	0.00%	0	0.00%
Total	0	0.00%	11	1.60%	2	0.29%	0	0.00%	3	0.44%	7	1.02%	0	0.00%
0043691														
Election Day	0	0.00%	0	0.00%	0	0.00%	0	0.00%	0	0.00%	0	0.00%	0	0.00%
Vote by Mail	0	0.00%	12	1.70%	1	0.14%	1	0.14%	7	0.99%	5	0.71%	1	0.14%
Canvass	0	0.00%	2	28.57%	0	0.00%	0	0.00%	1	14.29%	0	0.00%	0	0.00%
Total	0	0.00%	14	1.86%	1	0.13%	1	0.13%	8	1.07%	5	0.67%	1	0.13%
0043738														
Election Day	0	0.00%	0	0.00%	0	0.00%	0	0.00%	0	0.00%	0	0.00%	0	0.00%
Vote by Mail	0	0.00%	11	3.01%	2	0.55%	1	0.27%	4	1.10%	3	0.82%	0	0.00%
Canvass	0	0.00%	0	0.00%	0	0.00%	0	0.00%	0	0.00%	0	0.00%	0	0.00%
Total	0	0.00%	11	2.80%	2	0.51%	1	0.25%	4	1.02%	3	0.76%	0	0.00%
0043845														
Election Day	0	0.00%	0	0.00%	0	0.00%	0	0.00%	0	0.00%	0	0.00%	0	0.00%
Vote by Mail	0	0.00%	14	3.12%	6	1.34%	0	0.00%	3	0.67%	3	0.67%	0	0.00%
Canvass	0	0.00%	0	0.00%	0	0.00%	2	40.00%	0	0.00%	0	0.00%	0	0.00%
Total	0	0.00%	14	2.91%	6	1.25%	2	0.42%	3	0.62%	3	0.62%	0	0.00%
0043915														
Election Day	0	0.00%	0	0.00%	0	0.00%	0	0.00%	0	0.00%	0	0.00%	0	0.00%
Vote by Mail	1	0.20%	21	4.11%	7	1.37%	1	0.20%	7	1.37%	1	0.20%	0	0.00%
Canvass	0	0.00%	2	15.38%	0	0.00%	0	0.00%	0	0.00%	0	0.00%	0	0.00%
Total	1	0.19%	23	4.30%	7	1.31%	1	0.19%	7	1.31%	1	0.19%	0	0.00%
0044013														
Election Day	0	0.00%	1	11.11%	0	0.00%	0	0.00%	0	0.00%	0	0.00%	0	0.00%
Vote by Mail	0	0.00%	17	4.15%	2	0.49%	0	0.00%	8	1.95%	5	1.22%	0	0.00%
Canvass	0	0.00%	0	0.00%	0	0.00%	0	0.00%	1	20.00%	0	0.00%	0	0.00%
Total	0	0.00%	18	4.25%	2	0.47%	0	0.00%	9	2.12%	5	1.18%	0	0.00%

Precinct	DAVID HILLBERG (REP)		JEFF HEWITT (LIB)		JOHN R. DRAKE (DEM)		LARRY A. ELDER (REP)		KEVIN PAFFRATH (DEM)		ADAM PAPAGAN (NPP)		ARMANDO "MANDO" PEREZ- SERRATO (DEM)	
0043439														
Election Day	0	0.00%	0	0.00%	0	0.00%	8	53.33%	0	0.00%	0	0.00%	0	0.00%
Vote by Mail	0	0.00%	7	1.06%	2	0.30%	213	32.13%	82	12.37%	0	0.00%	1	0.15%
Canvass	0	0.00%	0	0.00%	0	0.00%	3	27.27%	0	0.00%	0	0.00%	0	0.00%
Total	0	0.00%	7	1.02%	2	0.29%	224	32.51%	82	11.90%	0	0.00%	1	0.15%
0043691														
Election Day	0	0.00%	0	0.00%	0	0.00%	18	47.37%	2	5.26%	0	0.00%	0	0.00%
Vote by Mail	0	0.00%	8	1.13%	2	0.28%	278	39.38%	89	12.61%	0	0.00%	0	0.00%
Canvass	0	0.00%	0	0.00%	0	0.00%	3	42.86%	1	14.29%	0	0.00%	0	0.00%
Total	0	0.00%	8	1.07%	2	0.27%	299	39.81%	92	12.25%	0	0.00%	0	0.00%
0043738														
Election Day	0	0.00%	0	0.00%	1	4.00%	13	52.00%	0	0.00%	0	0.00%	1	4.00%
Vote by Mail	0	0.00%	3	0.82%	3	0.82%	141	38.63%	50	13.70%	0	0.00%	0	0.00%
Canvass	0	0.00%	0	0.00%	0	0.00%	1	33.33%	0	0.00%	0	0.00%	0	0.00%
Total	0	0.00%	3	0.76%	4	1.02%	155	39.44%	50	12.72%	0	0.00%	1	0.25%
0043845														
Election Day	0	0.00%	0	0.00%	0	0.00%	15	55.56%	2	7.41%	0	0.00%	0	0.00%
Vote by Mail	0	0.00%	4	0.89%	1	0.22%	178	39.64%	64	14.25%	0	0.00%	1	0.22%
Canvass	0	0.00%	0	0.00%	0	0.00%	2	40.00%	0	0.00%	0	0.00%	0	0.00%
Total	0	0.00%	4	0.83%	1	0.21%	195	40.54%	66	13.72%	0	0.00%	1	0.21%
0043915														
Election Day	0	0.00%	0	0.00%	0	0.00%	8	72.73%	0	0.00%	0	0.00%	0	0.00%
Vote by Mail	3	0.59%	4	0.78%	2	0.39%	179	35.03%	67	13.11%	0	0.00%	9	1.76%
Canvass	0	0.00%	0	0.00%	1	7.69%	2	15.38%	2	15.38%	0	0.00%	0	0.00%
Total	3	0.56%	4	0.75%	3	0.56%	189	35.33%	69	12.90%	0	0.00%	9	1.68%
0044013														
Election Day	0	0.00%	0	0.00%	0	0.00%	2	22.22%	3	33.33%	0	0.00%	0	0.00%
Vote by Mail	0	0.00%	3	0.73%	2	0.49%	66	16.10%	88	21.46%	0	0.00%	1	0.24%
Canvass	0	0.00%	1	20.00%	0	0.00%	1	20.00%	1	20.00%	0	0.00%	0	0.00%
Total	0	0.00%	4	0.94%	2	0.47%	69	16.27%	92	21.70%	0	0.00%	1	0.24%

Precinct	JOHN COX (REP)		HEATHER COLLINS (G-P)		DANIEL WATTS (DEM)		NICKOLAS WILDSTAR (REP)		SARAH STEPHENS (REP)		DENVER STONER (REP)		JOE M. SYMMON (REP)	
0043439														
Election Day	0	0.00%	0	0.00%	2	13.33%	0	0.00%	0	0.00%	0	0.00%	0	0.00%
Vote by Mail	20	3.02%	1	0.15%	7	1.06%	0	0.00%	0	0.00%	0	0.00%	0	0.00%
Canvass	0	0.00%	0	0.00%	1	9.09%	0	0.00%	0	0.00%	0	0.00%	0	0.00%
Total	20	2.90%	1	0.15%	10	1.45%	0	0.00%	0	0.00%	0	0.00%	0	0.00%
0043691														
Election Day	1	2.63%	0	0.00%	1	2.63%	0	0.00%	0	0.00%	0	0.00%	0	0.00%
Vote by Mail	31	4.39%	5	0.71%	13	1.84%	1	0.14%	0	0.00%	3	0.42%	0	0.00%
Canvass	0	0.00%	0	0.00%	0	0.00%	0	0.00%	0	0.00%	0	0.00%	0	0.00%
Total	32	4.26%	5	0.67%	14	1.86%	1	0.13%	0	0.00%	3	0.40%	0	0.00%
0043738														
Election Day	0	0.00%	0	0.00%	0	0.00%	0	0.00%	0	0.00%	0	0.00%	0	0.00%
Vote by Mail	8	2.19%	3	0.82%	5	1.37%	0	0.00%	1	0.27%	0	0.00%	0	0.00%
Canvass	0	0.00%	0	0.00%	0	0.00%	0	0.00%	0	0.00%	0	0.00%	0	0.00%
Total	8	2.04%	3	0.76%	5	1.27%	0	0.00%	1	0.25%	0	0.00%	0	0.00%
0043845														
Election Day	0	0.00%	0	0.00%	1	3.70%	0	0.00%	0	0.00%	0	0.00%	0	0.00%
Vote by Mail	19	4.23%	3	0.67%	7	1.56%	0	0.00%	1	0.22%	2	0.45%	0	0.00%
Canvass	0	0.00%	0	0.00%	0	0.00%	0	0.00%	0	0.00%	0	0.00%	0	0.00%
Total	19	3.95%	3	0.62%	8	1.66%	0	0.00%	1	0.21%	2	0.42%	0	0.00%
0043915														
Election Day	0	0.00%	0	0.00%	0	0.00%	0	0.00%	0	0.00%	0	0.00%	0	0.00%
Vote by Mail	29	5.68%	4	0.78%	11	2.15%	0	0.00%	0	0.00%	2	0.39%	0	0.00%
Canvass	0	0.00%	0	0.00%	0	0.00%	0	0.00%	0	0.00%	0	0.00%	0	0.00%
Total	29	5.42%	4	0.75%	11	2.06%	0	0.00%	0	0.00%	2	0.37%	0	0.00%
0044013														
Election Day	0	0.00%	0	0.00%	0	0.00%	0	0.00%	0	0.00%	0	0.00%	0	0.00%
Vote by Mail	10	2.44%	3	0.73%	9	2.20%	0	0.00%	0	0.00%	0	0.00%	0	0.00%
Canvass	0	0.00%	0	0.00%	1	20.00%	0	0.00%	0	0.00%	0	0.00%	0	0.00%
Total	10	2.36%	3	0.71%	10	2.36%	0	0.00%	0	0.00%	0	0.00%	0	0.00%

Precinct	MAJOR SINGH (NPP)		DOUG OSE (REP)		Write-in		Total Votes	ROXANNE Qualified Write In		STACY SMITH Qualified Write In		MAJOR WILLIAMS Qualified Write In	
0043439													
Election Day	0	0.00%	0	0.00%	0	0.00%	15	0	0.00%	0	0.00%	0	0.00%
Vote by Mail	1	0.15%	8	1.21%	0	0.00%	663	0	0.00%	0	0.00%	0	0.00%
Canvass	0	0.00%	0	0.00%	0	0.00%	11	0	0.00%	0	0.00%	0	0.00%
Total	1	0.15%	8	1.16%	0	0.00%	689	0	0.00%	0	0.00%	0	0.00%
0043691													
Election Day	0	0.00%	0	0.00%	0	0.00%	38	0	0.00%	0	0.00%	0	0.00%
Vote by Mail	1	0.14%	9	1.27%	1	0.14%	706	0	0.00%	0	0.00%	0	0.00%
Canvass	0	0.00%	0	0.00%	0	0.00%	7	0	0.00%	0	0.00%	0	0.00%
Total	1	0.13%	9	1.20%	1	0.13%	751	0	0.00%	0	0.00%	0	0.00%
0043738													
Election Day	0	0.00%	0	0.00%	0	0.00%	25	0	0.00%	0	0.00%	0	0.00%
Vote by Mail	0	0.00%	4	1.10%	0	0.00%	365	0	0.00%	0	0.00%	0	0.00%
Canvass	0	0.00%	0	0.00%	0	0.00%	3	0	0.00%	0	0.00%	0	0.00%
Total	0	0.00%	4	1.02%	0	0.00%	393	0	0.00%	0	0.00%	0	0.00%
0043845													
Election Day	0	0.00%	0	0.00%	0	0.00%	27	0	0.00%	0	0.00%	0	0.00%
Vote by Mail	1	0.22%	4	0.89%	0	0.00%	449	0	0.00%	0	0.00%	0	0.00%
Canvass	0	0.00%	0	0.00%	0	0.00%	5	0	0.00%	0	0.00%	0	0.00%
Total	1	0.21%	4	0.83%	0	0.00%	481	0	0.00%	0	0.00%	0	0.00%
0043915													
Election Day	0	0.00%	0	0.00%	0	0.00%	11	0	0.00%	0	0.00%	0	0.00%
Vote by Mail	0	0.00%	3	0.59%	1	0.20%	511	0	0.00%	0	0.00%	1	0.20%
Canvass	0	0.00%	0	0.00%	0	0.00%	13	0	0.00%	0	0.00%	0	0.00%
Total	0	0.00%	3	0.56%	1	0.19%	535	0	0.00%	0	0.00%	1	0.19%
0044013													
Election Day	0	0.00%	0	0.00%	0	0.00%	9	0	0.00%	0	0.00%	0	0.00%
Vote by Mail	0	0.00%	2	0.49%	2	0.49%	410	0	0.00%	0	0.00%	2	0.49%
Canvass	0	0.00%	0	0.00%	0	0.00%	5	0	0.00%	0	0.00%	0	0.00%
Total	0	0.00%	2	0.47%	2	0.47%	424	0	0.00%	0	0.00%	2	0.47%

Precinct	THUY E. HUGENS Qualified Write In		MIKI HABRYN Qualified Write In		VINCE LUNDGREN Qualified Write In		VIVEK B. MOHAN Qualified Write In	
0043439								
Election Day	0	0.00%	0	0.00%	0	0.00%	0	0.00%
Vote by Mail	0	0.00%	0	0.00%	0	0.00%	0	0.00%
Canvass	0	0.00%	0	0.00%	0	0.00%	0	0.00%
Total	0	0.00%	0	0.00%	0	0.00%	0	0.00%
0043691								
Election Day	0	0.00%	0	0.00%	0	0.00%	0	0.00%
Vote by Mail	0	0.00%	0	0.00%	1	0.14%	0	0.00%
Canvass	0	0.00%	0	0.00%	0	0.00%	0	0.00%
Total	0	0.00%	0	0.00%	1	0.13%	0	0.00%
0043738								
Election Day	0	0.00%	0	0.00%	0	0.00%	0	0.00%
Vote by Mail	0	0.00%	0	0.00%	0	0.00%	0	0.00%
Canvass	0	0.00%	0	0.00%	0	0.00%	0	0.00%
Total	0	0.00%	0	0.00%	0	0.00%	0	0.00%
0043845								
Election Day	0	0.00%	0	0.00%	0	0.00%	0	0.00%
Vote by Mail	0	0.00%	0	0.00%	0	0.00%	0	0.00%
Canvass	0	0.00%	0	0.00%	0	0.00%	0	0.00%
Total	0	0.00%	0	0.00%	0	0.00%	0	0.00%
0043915								
Election Day	0	0.00%	0	0.00%	0	0.00%	0	0.00%
Vote by Mail	0	0.00%	0	0.00%	0	0.00%	0	0.00%
Canvass	0	0.00%	0	0.00%	0	0.00%	0	0.00%
Total	0	0.00%	0	0.00%	0	0.00%	0	0.00%
0044013								
Election Day	0	0.00%	0	0.00%	0	0.00%	0	0.00%
Vote by Mail	0	0.00%	0	0.00%	0	0.00%	0	0.00%
Canvass	0	0.00%	0	0.00%	0	0.00%	0	0.00%
Total	0	0.00%	0	0.00%	0	0.00%	0	0.00%

Precinct	Times Cast	Registered Voters	Undervotes	Overvotes
0044022				
Election Day	33	1,639	3	0
Vote by Mail	1,335	1,639	624	0
Canvass	5	1,639	4	0
Total	1,373	1,639	631	0
0044167				
Election Day	16	1,348	7	0
Vote by Mail	1,099	1,348	570	0
Canvass	2	1,348	1	0
Total	1,117	1,348	578	0
0044209				
Election Day	37	1,387	9	0
Vote by Mail	870	1,387	476	0
Canvass	9	1,387	2	0
Total	916	1,387	487	0
0044255				
Election Day	32	1,432	13	0
Vote by Mail	1,162	1,432	655	0
Canvass	7	1,432	3	0
Total	1,201	1,432	671	0
0044337				
Election Day	38	1,651	14	1
Vote by Mail	1,365	1,651	759	1
Canvass	6	1,651	3	0
Total	1,409	1,651	776	2
0044507				
Election Day	23	1,338	10	0
Vote by Mail	973	1,338	546	4
Canvass	5	1,338	1	0
Total	1,001	1,338	557	4

Precinct	DAN KAPELOVITZ (G-P)		KEVIN K. KAUL (NPP)	
0044022				
Election Day	1	3.33%	1	3.33%
Vote by Mail	12	1.69%	0	0.00%
Canvass	0	0.00%	0	0.00%
Total	13	1.75%	1	0.13%
0044167				
Election Day	0	0.00%	0	0.00%
Vote by Mail	6	1.13%	0	0.00%
Canvass	0	0.00%	0	0.00%
Total	6	1.11%	0	0.00%
0044209				
Election Day	0	0.00%	0	0.00%
Vote by Mail	18	4.57%	0	0.00%
Canvass	0	0.00%	0	0.00%
Total	18	4.20%	0	0.00%
0044255				
Election Day	0	0.00%	0	0.00%
Vote by Mail	9	1.78%	0	0.00%
Canvass	1	25.00%	0	0.00%
Total	10	1.89%	0	0.00%
0044337				
Election Day	0	0.00%	0	0.00%
Vote by Mail	19	3.14%	1	0.17%
Canvass	0	0.00%	0	0.00%
Total	19	3.01%	1	0.16%
0044507				
Election Day	0	0.00%	0	0.00%
Vote by Mail	6	1.42%	0	0.00%
Canvass	0	0.00%	0	0.00%
Total	6	1.36%	0	0.00%

Precinct	CHAUNCEY "SLIM" KILLENS (REP)		KEVIN KILEY (REP)		PATRICK KILPATRICK (DEM)		ANTHONY TRIMINO (REP)		JOEL VENTRESCA (DEM)		KEVIN L. FAULCONER (REP)		RHONDA FURIN (REP)	
0044022														
Election Day	0	0.00%	1	3.33%	0	0.00%	0	0.00%	2	6.67%	2	6.67%	0	0.00%
Vote by Mail	0	0.00%	30	4.22%	6	0.84%	0	0.00%	45	6.33%	159	22.36%	0	0.00%
Canvass	0	0.00%	0	0.00%	0	0.00%	0	0.00%	1	100.00%	0	0.00%	0	0.00%
Total	0	0.00%	31	4.18%	6	0.81%	0	0.00%	48	6.47%	161	21.70%	0	0.00%
0044167														
Election Day	0	0.00%	1	11.11%	0	0.00%	0	0.00%	1	11.11%	1	11.11%	0	0.00%
Vote by Mail	0	0.00%	20	3.78%	9	1.70%	0	0.00%	40	7.56%	120	22.68%	0	0.00%
Canvass	0	0.00%	0	0.00%	0	0.00%	0	0.00%	0	0.00%	0	0.00%	0	0.00%
Total	0	0.00%	21	3.90%	9	1.67%	0	0.00%	41	7.61%	121	22.45%	0	0.00%
0044209														
Election Day	0	0.00%	1	3.57%	1	3.57%	0	0.00%	5	17.86%	1	3.57%	0	0.00%
Vote by Mail	1	0.25%	15	3.81%	8	2.03%	0	0.00%	35	8.88%	46	11.68%	1	0.25%
Canvass	0	0.00%	0	0.00%	0	0.00%	0	0.00%	2	28.57%	0	0.00%	0	0.00%
Total	1	0.23%	16	3.73%	9	2.10%	0	0.00%	42	9.79%	47	10.96%	1	0.23%
0044255														
Election Day	0	0.00%	2	10.53%	0	0.00%	0	0.00%	1	5.26%	1	5.26%	0	0.00%
Vote by Mail	0	0.00%	19	3.75%	6	1.18%	0	0.00%	54	10.65%	106	20.91%	0	0.00%
Canvass	0	0.00%	0	0.00%	0	0.00%	0	0.00%	1	25.00%	0	0.00%	0	0.00%
Total	0	0.00%	21	3.96%	6	1.13%	0	0.00%	56	10.57%	107	20.19%	0	0.00%
0044337														
Election Day	0	0.00%	0	0.00%	0	0.00%	0	0.00%	2	8.70%	5	21.74%	0	0.00%
Vote by Mail	0	0.00%	19	3.14%	4	0.66%	0	0.00%	38	6.28%	133	21.98%	1	0.17%
Canvass	0	0.00%	0	0.00%	0	0.00%	0	0.00%	0	0.00%	1	33.33%	0	0.00%
Total	0	0.00%	19	3.01%	4	0.63%	0	0.00%	40	6.34%	139	22.03%	1	0.16%
0044507														
Election Day	0	0.00%	1	7.69%	1	7.69%	0	0.00%	2	15.38%	2	15.38%	0	0.00%
Vote by Mail	0	0.00%	13	3.07%	4	0.95%	0	0.00%	23	5.44%	90	21.28%	1	0.24%
Canvass	0	0.00%	0	0.00%	0	0.00%	0	0.00%	0	0.00%	0	0.00%	0	0.00%
Total	0	0.00%	14	3.18%	5	1.14%	0	0.00%	25	5.68%	92	20.91%	1	0.23%

Precinct	ROBERT C. NEWMAN II (REP)		DENNIS RICHTER (NPP)		BRANDON M. ROSS (DEM)		SAM L. GALLUCCI (REP)		TED GAINES (REP)		CAITLYN JENNER (REP)		LEO S. ZACKY (REP)	
0044022														
Election Day	0	0.00%	0	0.00%	0	0.00%	0	0.00%	0	0.00%	0	0.00%	0	0.00%
Vote by Mail	0	0.00%	0	0.00%	50	7.03%	0	0.00%	2	0.28%	3	0.42%	0	0.00%
Canvass	0	0.00%	0	0.00%	0	0.00%	0	0.00%	0	0.00%	0	0.00%	0	0.00%
Total	0	0.00%	0	0.00%	50	6.74%	0	0.00%	2	0.27%	3	0.40%	0	0.00%
0044167														
Election Day	0	0.00%	0	0.00%	0	0.00%	0	0.00%	0	0.00%	0	0.00%	0	0.00%
Vote by Mail	0	0.00%	0	0.00%	43	8.13%	0	0.00%	3	0.57%	7	1.32%	0	0.00%
Canvass	0	0.00%	0	0.00%	1	100.00%	0	0.00%	0	0.00%	0	0.00%	0	0.00%
Total	0	0.00%	0	0.00%	44	8.16%	0	0.00%	3	0.56%	7	1.30%	0	0.00%
0044209														
Election Day	0	0.00%	0	0.00%	2	7.14%	0	0.00%	0	0.00%	0	0.00%	0	0.00%
Vote by Mail	0	0.00%	4	1.02%	21	5.33%	0	0.00%	1	0.25%	8	2.03%	0	0.00%
Canvass	0	0.00%	0	0.00%	0	0.00%	0	0.00%	0	0.00%	0	0.00%	0	0.00%
Total	0	0.00%	4	0.93%	23	5.36%	0	0.00%	1	0.23%	8	1.86%	0	0.00%
0044255														
Election Day	0	0.00%	0	0.00%	2	10.53%	0	0.00%	0	0.00%	0	0.00%	0	0.00%
Vote by Mail	0	0.00%	0	0.00%	27	5.33%	0	0.00%	3	0.59%	6	1.18%	1	0.20%
Canvass	0	0.00%	0	0.00%	0	0.00%	0	0.00%	0	0.00%	0	0.00%	0	0.00%
Total	0	0.00%	0	0.00%	29	5.47%	0	0.00%	3	0.57%	6	1.13%	1	0.19%
0044337														
Election Day	0	0.00%	0	0.00%	3	13.04%	0	0.00%	0	0.00%	0	0.00%	0	0.00%
Vote by Mail	1	0.17%	1	0.17%	51	8.43%	0	0.00%	3	0.50%	7	1.16%	1	0.17%
Canvass	0	0.00%	0	0.00%	0	0.00%	0	0.00%	0	0.00%	0	0.00%	0	0.00%
Total	1	0.16%	1	0.16%	54	8.56%	0	0.00%	3	0.48%	7	1.11%	1	0.16%
0044507														
Election Day	0	0.00%	0	0.00%	0	0.00%	0	0.00%	0	0.00%	0	0.00%	0	0.00%
Vote by Mail	0	0.00%	2	0.47%	14	3.31%	0	0.00%	3	0.71%	3	0.71%	0	0.00%
Canvass	0	0.00%	0	0.00%	1	25.00%	0	0.00%	0	0.00%	0	0.00%	0	0.00%
Total	0	0.00%	2	0.45%	15	3.41%	0	0.00%	3	0.68%	3	0.68%	0	0.00%

Precinct	JENNY RAE LE ROUX (REP)		DAVID LOZANO (REP)		STEVE CHAVEZ LODGE (REP)		MICHAEL LOEBBS (NPP)		DENIS LUCEY (NPP)		DIEGO MARTINEZ (REP)		JEREMIAH "JEREMY" MARCINIAK (NPP)	
0044022														
Election Day	0	0.00%	0	0.00%	0	0.00%	0	0.00%	0	0.00%	0	0.00%	0	0.00%
Vote by Mail	1	0.14%	0	0.00%	1	0.14%	3	0.42%	0	0.00%	0	0.00%	0	0.00%
Canvass	0	0.00%	0	0.00%	0	0.00%	0	0.00%	0	0.00%	0	0.00%	0	0.00%
Total	1	0.13%	0	0.00%	1	0.13%	3	0.40%	0	0.00%	0	0.00%	0	0.00%
0044167														
Election Day	0	0.00%	0	0.00%	0	0.00%	0	0.00%	0	0.00%	0	0.00%	0	0.00%
Vote by Mail	0	0.00%	0	0.00%	0	0.00%	6	1.13%	0	0.00%	0	0.00%	1	0.19%
Canvass	0	0.00%	0	0.00%	0	0.00%	0	0.00%	0	0.00%	0	0.00%	0	0.00%
Total	0	0.00%	0	0.00%	0	0.00%	6	1.11%	0	0.00%	0	0.00%	1	0.19%
0044209														
Election Day	0	0.00%	0	0.00%	0	0.00%	0	0.00%	0	0.00%	0	0.00%	0	0.00%
Vote by Mail	0	0.00%	0	0.00%	0	0.00%	4	1.02%	0	0.00%	0	0.00%	0	0.00%
Canvass	0	0.00%	0	0.00%	0	0.00%	0	0.00%	0	0.00%	0	0.00%	0	0.00%
Total	0	0.00%	0	0.00%	0	0.00%	4	0.93%	0	0.00%	0	0.00%	0	0.00%
0044255														
Election Day	0	0.00%	0	0.00%	0	0.00%	0	0.00%	0	0.00%	0	0.00%	0	0.00%
Vote by Mail	0	0.00%	0	0.00%	0	0.00%	3	0.59%	0	0.00%	2	0.39%	0	0.00%
Canvass	0	0.00%	0	0.00%	0	0.00%	0	0.00%	0	0.00%	0	0.00%	0	0.00%
Total	0	0.00%	0	0.00%	0	0.00%	3	0.57%	0	0.00%	2	0.38%	0	0.00%
0044337														
Election Day	0	0.00%	0	0.00%	0	0.00%	0	0.00%	0	0.00%	0	0.00%	0	0.00%
Vote by Mail	1	0.17%	0	0.00%	1	0.17%	1	0.17%	0	0.00%	0	0.00%	0	0.00%
Canvass	0	0.00%	0	0.00%	0	0.00%	0	0.00%	0	0.00%	0	0.00%	0	0.00%
Total	1	0.16%	0	0.00%	1	0.16%	1	0.16%	0	0.00%	0	0.00%	0	0.00%
0044507														
Election Day	0	0.00%	0	0.00%	0	0.00%	0	0.00%	0	0.00%	0	0.00%	0	0.00%
Vote by Mail	0	0.00%	0	0.00%	0	0.00%	7	1.65%	0	0.00%	0	0.00%	0	0.00%
Canvass	0	0.00%	0	0.00%	0	0.00%	0	0.00%	0	0.00%	0	0.00%	0	0.00%
Total	0	0.00%	0	0.00%	0	0.00%	7	1.59%	0	0.00%	0	0.00%	0	0.00%

Precinct	DANIEL MERCURI (REP)		JACQUELINE MCGOWAN (DEM)		DAVID MOORE (NPP)		DAVID ALEXANDER BRAMANTE (REP)		HOLLY L. BAADE (DEM)		ANGELYNE (NPP)		JAMES G. HANINK (NPP)	
0044022														
Election Day	0	0.00%	0	0.00%	2	6.67%	0	0.00%	1	3.33%	0	0.00%	0	0.00%
Vote by Mail	0	0.00%	19	2.67%	4	0.56%	0	0.00%	4	0.56%	7	0.98%	1	0.14%
Canvass	0	0.00%	0	0.00%	0	0.00%	0	0.00%	0	0.00%	0	0.00%	0	0.00%
Total	0	0.00%	19	2.56%	6	0.81%	0	0.00%	5	0.67%	7	0.94%	1	0.13%
0044167														
Election Day	0	0.00%	0	0.00%	0	0.00%	0	0.00%	0	0.00%	0	0.00%	0	0.00%
Vote by Mail	1	0.19%	27	5.10%	1	0.19%	0	0.00%	3	0.57%	8	1.51%	0	0.00%
Canvass	0	0.00%	0	0.00%	0	0.00%	0	0.00%	0	0.00%	0	0.00%	0	0.00%
Total	1	0.19%	27	5.01%	1	0.19%	0	0.00%	3	0.56%	8	1.48%	0	0.00%
0044209														
Election Day	0	0.00%	1	3.57%	0	0.00%	0	0.00%	0	0.00%	0	0.00%	0	0.00%
Vote by Mail	0	0.00%	26	6.60%	6	1.52%	0	0.00%	4	1.02%	3	0.76%	0	0.00%
Canvass	0	0.00%	0	0.00%	0	0.00%	0	0.00%	0	0.00%	0	0.00%	0	0.00%
Total	0	0.00%	27	6.29%	6	1.40%	0	0.00%	4	0.93%	3	0.70%	0	0.00%
0044255														
Election Day	0	0.00%	0	0.00%	0	0.00%	0	0.00%	1	5.26%	0	0.00%	0	0.00%
Vote by Mail	0	0.00%	26	5.13%	3	0.59%	0	0.00%	11	2.17%	3	0.59%	0	0.00%
Canvass	0	0.00%	1	25.00%	0	0.00%	0	0.00%	0	0.00%	0	0.00%	0	0.00%
Total	0	0.00%	27	5.09%	3	0.57%	0	0.00%	12	2.26%	3	0.57%	0	0.00%
0044337														
Election Day	0	0.00%	1	4.35%	0	0.00%	0	0.00%	0	0.00%	0	0.00%	0	0.00%
Vote by Mail	0	0.00%	20	3.31%	3	0.50%	0	0.00%	9	1.49%	7	1.16%	0	0.00%
Canvass	0	0.00%	1	33.33%	0	0.00%	0	0.00%	0	0.00%	0	0.00%	0	0.00%
Total	0	0.00%	22	3.49%	3	0.48%	0	0.00%	9	1.43%	7	1.11%	0	0.00%
0044507														
Election Day	0	0.00%	0	0.00%	0	0.00%	0	0.00%	0	0.00%	0	0.00%	0	0.00%
Vote by Mail	0	0.00%	11	2.60%	3	0.71%	1	0.24%	3	0.71%	3	0.71%	1	0.24%
Canvass	0	0.00%	1	25.00%	0	0.00%	0	0.00%	0	0.00%	0	0.00%	0	0.00%
Total	0	0.00%	12	2.73%	3	0.68%	1	0.23%	3	0.68%	3	0.68%	1	0.23%

Precinct	DAVID HILLBERG (REP)		JEFF HEWITT (LIB)		JOHN R. DRAKE (DEM)		LARRY A. ELDER (REP)		KEVIN PAFFRATH (DEM)		ADAM PAPAGAN (NPP)		ARMANDO "MANDO" PEREZ- SERRATO (DEM)	
0044022														
Election Day	0	0.00%	0	0.00%	0	0.00%	15	50.00%	4	13.33%	0	0.00%	0	0.00%
Vote by Mail	0	0.00%	2	0.28%	10	1.41%	177	24.89%	133	18.71%	0	0.00%	1	0.14%
Canvass	0	0.00%	0	0.00%	0	0.00%	0	0.00%	0	0.00%	0	0.00%	0	0.00%
Total	0	0.00%	2	0.27%	10	1.35%	192	25.88%	137	18.46%	0	0.00%	1	0.13%
0044167														
Election Day	0	0.00%	0	0.00%	0	0.00%	5	55.56%	1	11.11%	0	0.00%	0	0.00%
Vote by Mail	0	0.00%	11	2.08%	5	0.95%	94	17.77%	96	18.15%	0	0.00%	0	0.00%
Canvass	0	0.00%	0	0.00%	0	0.00%	0	0.00%	0	0.00%	0	0.00%	0	0.00%
Total	0	0.00%	11	2.04%	5	0.93%	99	18.37%	97	18.00%	0	0.00%	0	0.00%
0044209														
Election Day	0	0.00%	1	3.57%	0	0.00%	11	39.29%	2	7.14%	0	0.00%	0	0.00%
Vote by Mail	0	0.00%	6	1.52%	6	1.52%	65	16.50%	82	20.81%	1	0.25%	3	0.76%
Canvass	0	0.00%	0	0.00%	0	0.00%	5	71.43%	0	0.00%	0	0.00%	0	0.00%
Total	0	0.00%	7	1.63%	6	1.40%	81	18.88%	84	19.58%	1	0.23%	3	0.70%
0044255														
Election Day	0	0.00%	0	0.00%	0	0.00%	7	36.84%	3	15.79%	0	0.00%	0	0.00%
Vote by Mail	0	0.00%	3	0.59%	9	1.78%	80	15.78%	98	19.33%	0	0.00%	2	0.39%
Canvass	0	0.00%	0	0.00%	0	0.00%	0	0.00%	0	0.00%	0	0.00%	0	0.00%
Total	0	0.00%	3	0.57%	9	1.70%	87	16.42%	101	19.06%	0	0.00%	2	0.38%
0044337														
Election Day	0	0.00%	0	0.00%	0	0.00%	10	43.48%	1	4.35%	0	0.00%	0	0.00%
Vote by Mail	0	0.00%	3	0.50%	6	0.99%	116	19.17%	109	18.02%	0	0.00%	2	0.33%
Canvass	0	0.00%	0	0.00%	0	0.00%	0	0.00%	0	0.00%	0	0.00%	0	0.00%
Total	0	0.00%	3	0.48%	6	0.95%	126	19.97%	110	17.43%	0	0.00%	2	0.32%
0044507														
Election Day	0	0.00%	0	0.00%	0	0.00%	3	23.08%	3	23.08%	0	0.00%	0	0.00%
Vote by Mail	0	0.00%	1	0.24%	7	1.65%	110	26.00%	79	18.68%	1	0.24%	3	0.71%
Canvass	0	0.00%	0	0.00%	0	0.00%	2	50.00%	0	0.00%	0	0.00%	0	0.00%
Total	0	0.00%	1	0.23%	7	1.59%	115	26.14%	82	18.64%	1	0.23%	3	0.68%

Precinct	JOHN COX (REP)		HEATHER COLLINS (G-P)		DANIEL WATTS (DEM)		NICKOLAS WILDSTAR (REP)		SARAH STEPHENS (REP)		DENVER STONER (REP)		JOE M. SYMMON (REP)	
0044022														
Election Day	1	3.33%	0	0.00%	0	0.00%	0	0.00%	0	0.00%	0	0.00%	0	0.00%
Vote by Mail	13	1.83%	5	0.70%	16	2.25%	0	0.00%	1	0.14%	1	0.14%	0	0.00%
Canvass	0	0.00%	0	0.00%	0	0.00%	0	0.00%	0	0.00%	0	0.00%	0	0.00%
Total	14	1.89%	5	0.67%	16	2.16%	0	0.00%	1	0.13%	1	0.13%	0	0.00%
0044167														
Election Day	0	0.00%	0	0.00%	0	0.00%	0	0.00%	0	0.00%	0	0.00%	0	0.00%
Vote by Mail	6	1.13%	5	0.95%	13	2.46%	0	0.00%	0	0.00%	0	0.00%	0	0.00%
Canvass	0	0.00%	0	0.00%	0	0.00%	0	0.00%	0	0.00%	0	0.00%	0	0.00%
Total	6	1.11%	5	0.93%	13	2.41%	0	0.00%	0	0.00%	0	0.00%	0	0.00%
0044209														
Election Day	1	3.57%	1	3.57%	1	3.57%	0	0.00%	0	0.00%	0	0.00%	0	0.00%
Vote by Mail	7	1.78%	9	2.28%	11	2.79%	0	0.00%	0	0.00%	0	0.00%	0	0.00%
Canvass	0	0.00%	0	0.00%	0	0.00%	0	0.00%	0	0.00%	0	0.00%	0	0.00%
Total	8	1.86%	10	2.33%	12	2.80%	0	0.00%	0	0.00%	0	0.00%	0	0.00%
0044255														
Election Day	0	0.00%	2	10.53%	0	0.00%	0	0.00%	0	0.00%	0	0.00%	0	0.00%
Vote by Mail	7	1.38%	8	1.58%	17	3.35%	0	0.00%	0	0.00%	0	0.00%	0	0.00%
Canvass	0	0.00%	0	0.00%	0	0.00%	0	0.00%	0	0.00%	0	0.00%	0	0.00%
Total	7	1.32%	10	1.89%	17	3.21%	0	0.00%	0	0.00%	0	0.00%	0	0.00%
0044337														
Election Day	0	0.00%	0	0.00%	1	4.35%	0	0.00%	0	0.00%	0	0.00%	0	0.00%
Vote by Mail	9	1.49%	9	1.49%	20	3.31%	0	0.00%	0	0.00%	1	0.17%	0	0.00%
Canvass	0	0.00%	1	33.33%	0	0.00%	0	0.00%	0	0.00%	0	0.00%	0	0.00%
Total	9	1.43%	10	1.58%	21	3.33%	0	0.00%	0	0.00%	1	0.16%	0	0.00%
0044507														
Election Day	1	7.69%	0	0.00%	0	0.00%	0	0.00%	0	0.00%	0	0.00%	0	0.00%
Vote by Mail	6	1.42%	3	0.71%	22	5.20%	1	0.24%	0	0.00%	0	0.00%	0	0.00%
Canvass	0	0.00%	0	0.00%	0	0.00%	0	0.00%	0	0.00%	0	0.00%	0	0.00%
Total	7	1.59%	3	0.68%	22	5.00%	1	0.23%	0	0.00%	0	0.00%	0	0.00%

Precinct	MAJOR SINGH (NPP)		DOUG OSE (REP)		Write-in		Total Votes	ROXANNE Qualified Write In		STACY SMITH Qualified Write In		MAJOR WILLIAMS Qualified Write In	
0044022													
Election Day	0	0.00%	0	0.00%	0	0.00%	30	0	0.00%	0	0.00%	0	0.00%
Vote by Mail	0	0.00%	5	0.70%	0	0.00%	711	0	0.00%	0	0.00%	0	0.00%
Canvass	0	0.00%	0	0.00%	0	0.00%	1	0	0.00%	0	0.00%	0	0.00%
Total	0	0.00%	5	0.67%	0	0.00%	742	0	0.00%	0	0.00%	0	0.00%
0044167													
Election Day	0	0.00%	0	0.00%	0	0.00%	9	0	0.00%	0	0.00%	0	0.00%
Vote by Mail	1	0.19%	3	0.57%	0	0.00%	529	0	0.00%	0	0.00%	0	0.00%
Canvass	0	0.00%	0	0.00%	0	0.00%	1	0	0.00%	0	0.00%	0	0.00%
Total	1	0.19%	3	0.56%	0	0.00%	539	0	0.00%	0	0.00%	0	0.00%
0044209													
Election Day	0	0.00%	0	0.00%	0	0.00%	28	0	0.00%	0	0.00%	0	0.00%
Vote by Mail	3	0.76%	0	0.00%	0	0.00%	394	0	0.00%	0	0.00%	0	0.00%
Canvass	0	0.00%	0	0.00%	0	0.00%	7	0	0.00%	0	0.00%	0	0.00%
Total	3	0.70%	0	0.00%	0	0.00%	429	0	0.00%	0	0.00%	0	0.00%
0044255													
Election Day	0	0.00%	0	0.00%	0	0.00%	19	0	0.00%	0	0.00%	0	0.00%
Vote by Mail	0	0.00%	2	0.39%	2	0.39%	507	0	0.00%	0	0.00%	2	0.39%
Canvass	0	0.00%	1	25.00%	0	0.00%	4	0	0.00%	0	0.00%	0	0.00%
Total	0	0.00%	3	0.57%	2	0.38%	530	0	0.00%	0	0.00%	2	0.38%
0044337													
Election Day	0	0.00%	0	0.00%	0	0.00%	23	0	0.00%	0	0.00%	0	0.00%
Vote by Mail	1	0.17%	8	1.32%	0	0.00%	605	0	0.00%	0	0.00%	0	0.00%
Canvass	0	0.00%	0	0.00%	0	0.00%	3	0	0.00%	0	0.00%	0	0.00%
Total	1	0.16%	8	1.27%	0	0.00%	631	0	0.00%	0	0.00%	0	0.00%
0044507													
Election Day	0	0.00%	0	0.00%	0	0.00%	13	0	0.00%	0	0.00%	0	0.00%
Vote by Mail	0	0.00%	2	0.47%	0	0.00%	423	0	0.00%	0	0.00%	0	0.00%
Canvass	0	0.00%	0	0.00%	0	0.00%	4	0	0.00%	0	0.00%	0	0.00%
Total	0	0.00%	2	0.45%	0	0.00%	440	0	0.00%	0	0.00%	0	0.00%

Precinct	THUY E. HUGENS Qualified Write In		MIKI HABRYN Qualified Write In		VINCE LUNDGREN Qualified Write In		VIVEK B. MOHAN Qualified Write In	
0044022								
Election Day	0	0.00%	0	0.00%	0	0.00%	0	0.00%
Vote by Mail	0	0.00%	0	0.00%	0	0.00%	0	0.00%
Canvass	0	0.00%	0	0.00%	0	0.00%	0	0.00%
Total	0	0.00%	0	0.00%	0	0.00%	0	0.00%
0044167								
Election Day	0	0.00%	0	0.00%	0	0.00%	0	0.00%
Vote by Mail	0	0.00%	0	0.00%	0	0.00%	0	0.00%
Canvass	0	0.00%	0	0.00%	0	0.00%	0	0.00%
Total	0	0.00%	0	0.00%	0	0.00%	0	0.00%
0044209								
Election Day	0	0.00%	0	0.00%	0	0.00%	0	0.00%
Vote by Mail	0	0.00%	0	0.00%	0	0.00%	0	0.00%
Canvass	0	0.00%	0	0.00%	0	0.00%	0	0.00%
Total	0	0.00%	0	0.00%	0	0.00%	0	0.00%
0044255								
Election Day	0	0.00%	0	0.00%	0	0.00%	0	0.00%
Vote by Mail	0	0.00%	0	0.00%	0	0.00%	0	0.00%
Canvass	0	0.00%	0	0.00%	0	0.00%	0	0.00%
Total	0	0.00%	0	0.00%	0	0.00%	0	0.00%
0044337								
Election Day	0	0.00%	0	0.00%	0	0.00%	0	0.00%
Vote by Mail	0	0.00%	0	0.00%	0	0.00%	0	0.00%
Canvass	0	0.00%	0	0.00%	0	0.00%	0	0.00%
Total	0	0.00%	0	0.00%	0	0.00%	0	0.00%
0044507								
Election Day	0	0.00%	0	0.00%	0	0.00%	0	0.00%
Vote by Mail	0	0.00%	0	0.00%	0	0.00%	0	0.00%
Canvass	0	0.00%	0	0.00%	0	0.00%	0	0.00%
Total	0	0.00%	0	0.00%	0	0.00%	0	0.00%

Precinct	Times Cast	Registered Voters	Undervotes	Overvotes
0044520				
Election Day	16	1,594	2	0
Vote by Mail	1,343	1,594	671	1
Canvass	1	1,594	0	0
Total	1,360	1,594	673	1
0044562				
Election Day	29	1,490	9	0
Vote by Mail	1,259	1,490	624	0
Canvass	3	1,490	2	0
Total	1,291	1,490	635	0
0044601				
Election Day	26	1,658	7	0
Vote by Mail	1,208	1,658	599	4
Canvass	5	1,658	1	0
Total	1,239	1,658	607	4
0044650				
Election Day	16	1,625	3	0
Vote by Mail	1,316	1,625	712	1
Canvass	4	1,625	0	0
Total	1,336	1,625	715	1
0044706				
Election Day	24	1,674	4	0
Vote by Mail	1,331	1,674	710	1
Canvass	2	1,674	1	0
Total	1,357	1,674	715	1
0044757				
Election Day	16	1,365	6	0
Vote by Mail	896	1,365	519	1
Canvass	10	1,365	4	0
Total	922	1,365	529	1

Precinct	DAN KAPELOVITZ (G-P)		KEVIN K. KAUL (NPP)	
0044520				
Election Day	0	0.00%	0	0.00%
Vote by Mail	8	1.19%	1	0.15%
Canvass	1	100.00%	0	0.00%
Total	9	1.31%	1	0.15%
0044562				
Election Day	0	0.00%	0	0.00%
Vote by Mail	13	2.05%	0	0.00%
Canvass	0	0.00%	0	0.00%
Total	13	1.98%	0	0.00%
0044601				
Election Day	0	0.00%	0	0.00%
Vote by Mail	12	1.98%	0	0.00%
Canvass	0	0.00%	0	0.00%
Total	12	1.91%	0	0.00%
0044650				
Election Day	0	0.00%	0	0.00%
Vote by Mail	6	1.00%	1	0.17%
Canvass	0	0.00%	0	0.00%
Total	6	0.97%	1	0.16%
0044706				
Election Day	0	0.00%	0	0.00%
Vote by Mail	8	1.29%	0	0.00%
Canvass	0	0.00%	0	0.00%
Total	8	1.25%	0	0.00%
0044757				
Election Day	0	0.00%	0	0.00%
Vote by Mail	5	1.33%	0	0.00%
Canvass	0	0.00%	0	0.00%
Total	5	1.28%	0	0.00%

Precinct	CHAUNCEY "SLIM" KILLENS (REP)		KEVIN KILEY (REP)		PATRICK KILPATRICK (DEM)		ANTHONY TRIMINO (REP)		JOEL VENTRESCA (DEM)		KEVIN L. FAULCONER (REP)		RHONDA FURIN (REP)	
0044520														
Election Day	0	0.00%	1	7.14%	0	0.00%	0	0.00%	0	0.00%	2	14.29%	0	0.00%
Vote by Mail	0	0.00%	17	2.53%	6	0.89%	0	0.00%	42	6.26%	163	24.29%	0	0.00%
Canvass	0	0.00%	0	0.00%	0	0.00%	0	0.00%	0	0.00%	0	0.00%	0	0.00%
Total	0	0.00%	18	2.62%	6	0.87%	0	0.00%	42	6.12%	165	24.05%	0	0.00%
0044562														
Election Day	0	0.00%	0	0.00%	0	0.00%	0	0.00%	0	0.00%	4	20.00%	0	0.00%
Vote by Mail	0	0.00%	21	3.31%	4	0.63%	1	0.16%	27	4.25%	163	25.67%	0	0.00%
Canvass	0	0.00%	0	0.00%	0	0.00%	0	0.00%	0	0.00%	1	100.00%	0	0.00%
Total	0	0.00%	21	3.20%	4	0.61%	1	0.15%	27	4.12%	168	25.61%	0	0.00%
0044601														
Election Day	0	0.00%	5	26.32%	0	0.00%	0	0.00%	0	0.00%	1	5.26%	0	0.00%
Vote by Mail	0	0.00%	36	5.95%	4	0.66%	0	0.00%	22	3.64%	89	14.71%	1	0.17%
Canvass	0	0.00%	0	0.00%	1	25.00%	0	0.00%	0	0.00%	0	0.00%	0	0.00%
Total	0	0.00%	41	6.53%	5	0.80%	0	0.00%	22	3.50%	90	14.33%	1	0.16%
0044650														
Election Day	0	0.00%	0	0.00%	0	0.00%	0	0.00%	0	0.00%	1	7.69%	0	0.00%
Vote by Mail	1	0.17%	31	5.14%	8	1.33%	0	0.00%	17	2.82%	98	16.25%	0	0.00%
Canvass	0	0.00%	0	0.00%	0	0.00%	0	0.00%	0	0.00%	1	25.00%	0	0.00%
Total	1	0.16%	31	5.00%	8	1.29%	0	0.00%	17	2.74%	100	16.13%	0	0.00%
0044706														
Election Day	0	0.00%	4	20.00%	0	0.00%	0	0.00%	1	5.00%	0	0.00%	0	0.00%
Vote by Mail	0	0.00%	18	2.90%	5	0.81%	0	0.00%	25	4.03%	100	16.13%	0	0.00%
Canvass	0	0.00%	0	0.00%	0	0.00%	0	0.00%	0	0.00%	0	0.00%	0	0.00%
Total	0	0.00%	22	3.43%	5	0.78%	0	0.00%	26	4.06%	100	15.60%	0	0.00%
0044757														
Election Day	0	0.00%	0	0.00%	0	0.00%	1	10.00%	0	0.00%	1	10.00%	0	0.00%
Vote by Mail	1	0.27%	23	6.12%	6	1.60%	1	0.27%	8	2.13%	48	12.77%	1	0.27%
Canvass	0	0.00%	0	0.00%	0	0.00%	0	0.00%	0	0.00%	0	0.00%	0	0.00%
Total	1	0.26%	23	5.87%	6	1.53%	2	0.51%	8	2.04%	49	12.50%	1	0.26%

Precinct	ROBERT C. NEWMAN II (REP)		DENNIS RICHTER (NPP)		BRANDON M. ROSS (DEM)		SAM L. GALLUCCI (REP)		TED GAINES (REP)		CAITLYN JENNER (REP)		LEO S. ZACKY (REP)	
0044520														
Election Day	0	0.00%	0	0.00%	0	0.00%	0	0.00%	0	0.00%	0	0.00%	0	0.00%
Vote by Mail	0	0.00%	0	0.00%	49	7.30%	0	0.00%	14	2.09%	6	0.89%	0	0.00%
Canvass	0	0.00%	0	0.00%	0	0.00%	0	0.00%	0	0.00%	0	0.00%	0	0.00%
Total	0	0.00%	0	0.00%	49	7.14%	0	0.00%	14	2.04%	6	0.87%	0	0.00%
0044562														
Election Day	0	0.00%	1	5.00%	1	5.00%	0	0.00%	0	0.00%	0	0.00%	0	0.00%
Vote by Mail	0	0.00%	0	0.00%	37	5.83%	0	0.00%	6	0.94%	4	0.63%	0	0.00%
Canvass	0	0.00%	0	0.00%	0	0.00%	0	0.00%	0	0.00%	0	0.00%	0	0.00%
Total	0	0.00%	1	0.15%	38	5.79%	0	0.00%	6	0.91%	4	0.61%	0	0.00%
0044601														
Election Day	1	5.26%	0	0.00%	1	5.26%	0	0.00%	0	0.00%	0	0.00%	0	0.00%
Vote by Mail	1	0.17%	3	0.50%	49	8.10%	1	0.17%	8	1.32%	10	1.65%	0	0.00%
Canvass	0	0.00%	0	0.00%	0	0.00%	0	0.00%	0	0.00%	1	25.00%	0	0.00%
Total	2	0.32%	3	0.48%	50	7.96%	1	0.16%	8	1.27%	11	1.75%	0	0.00%
0044650														
Election Day	0	0.00%	0	0.00%	3	23.08%	0	0.00%	0	0.00%	0	0.00%	0	0.00%
Vote by Mail	0	0.00%	0	0.00%	49	8.13%	0	0.00%	7	1.16%	6	1.00%	0	0.00%
Canvass	0	0.00%	0	0.00%	0	0.00%	0	0.00%	0	0.00%	0	0.00%	0	0.00%
Total	0	0.00%	0	0.00%	52	8.39%	0	0.00%	7	1.13%	6	0.97%	0	0.00%
0044706														
Election Day	0	0.00%	1	5.00%	2	10.00%	0	0.00%	0	0.00%	0	0.00%	0	0.00%
Vote by Mail	1	0.16%	0	0.00%	44	7.10%	0	0.00%	10	1.61%	8	1.29%	0	0.00%
Canvass	0	0.00%	0	0.00%	0	0.00%	0	0.00%	0	0.00%	0	0.00%	0	0.00%
Total	1	0.16%	1	0.16%	46	7.18%	0	0.00%	10	1.56%	8	1.25%	0	0.00%
0044757														
Election Day	0	0.00%	0	0.00%	0	0.00%	0	0.00%	0	0.00%	0	0.00%	0	0.00%
Vote by Mail	0	0.00%	0	0.00%	40	10.64%	0	0.00%	0	0.00%	6	1.60%	0	0.00%
Canvass	0	0.00%	0	0.00%	2	33.33%	0	0.00%	0	0.00%	0	0.00%	0	0.00%
Total	0	0.00%	0	0.00%	42	10.71%	0	0.00%	0	0.00%	6	1.53%	0	0.00%

Precinct	JENNY RAE LE ROUX (REP)		DAVID LOZANO (REP)		STEVE CHAVEZ LODGE (REP)		MICHAEL LOEBBS (NPP)		DENIS LUCEY (NPP)		DIEGO MARTINEZ (REP)		JEREMIAH "JEREMY" MARCINIAK (NPP)	
0044520														
Election Day	0	0.00%	0	0.00%	0	0.00%	0	0.00%	0	0.00%	0	0.00%	0	0.00%
Vote by Mail	2	0.30%	0	0.00%	0	0.00%	5	0.75%	0	0.00%	0	0.00%	0	0.00%
Canvass	0	0.00%	0	0.00%	0	0.00%	0	0.00%	0	0.00%	0	0.00%	0	0.00%
Total	2	0.29%	0	0.00%	0	0.00%	5	0.73%	0	0.00%	0	0.00%	0	0.00%
0044562														
Election Day	0	0.00%	0	0.00%	0	0.00%	0	0.00%	0	0.00%	0	0.00%	0	0.00%
Vote by Mail	1	0.16%	0	0.00%	0	0.00%	4	0.63%	1	0.16%	0	0.00%	0	0.00%
Canvass	0	0.00%	0	0.00%	0	0.00%	0	0.00%	0	0.00%	0	0.00%	0	0.00%
Total	1	0.15%	0	0.00%	0	0.00%	4	0.61%	1	0.15%	0	0.00%	0	0.00%
0044601														
Election Day	0	0.00%	0	0.00%	0	0.00%	0	0.00%	0	0.00%	0	0.00%	0	0.00%
Vote by Mail	0	0.00%	1	0.17%	0	0.00%	8	1.32%	0	0.00%	0	0.00%	0	0.00%
Canvass	0	0.00%	0	0.00%	0	0.00%	0	0.00%	0	0.00%	0	0.00%	0	0.00%
Total	0	0.00%	1	0.16%	0	0.00%	8	1.27%	0	0.00%	0	0.00%	0	0.00%
0044650														
Election Day	0	0.00%	0	0.00%	0	0.00%	0	0.00%	0	0.00%	0	0.00%	0	0.00%
Vote by Mail	1	0.17%	0	0.00%	1	0.17%	4	0.66%	1	0.17%	0	0.00%	0	0.00%
Canvass	0	0.00%	0	0.00%	0	0.00%	0	0.00%	0	0.00%	0	0.00%	0	0.00%
Total	1	0.16%	0	0.00%	1	0.16%	4	0.65%	1	0.16%	0	0.00%	0	0.00%
0044706														
Election Day	0	0.00%	0	0.00%	0	0.00%	0	0.00%	1	5.00%	0	0.00%	0	0.00%
Vote by Mail	3	0.48%	0	0.00%	1	0.16%	1	0.16%	0	0.00%	0	0.00%	0	0.00%
Canvass	0	0.00%	0	0.00%	0	0.00%	0	0.00%	0	0.00%	0	0.00%	0	0.00%
Total	3	0.47%	0	0.00%	1	0.16%	1	0.16%	1	0.16%	0	0.00%	0	0.00%
0044757														
Election Day	0	0.00%	0	0.00%	0	0.00%	0	0.00%	0	0.00%	0	0.00%	0	0.00%
Vote by Mail	1	0.27%	0	0.00%	1	0.27%	1	0.27%	0	0.00%	0	0.00%	0	0.00%
Canvass	0	0.00%	0	0.00%	0	0.00%	0	0.00%	0	0.00%	0	0.00%	0	0.00%
Total	1	0.26%	0	0.00%	1	0.26%	1	0.26%	0	0.00%	0	0.00%	0	0.00%

Precinct	DANIEL MERCURI (REP)		JACQUELINE MCGOWAN (DEM)		DAVID MOORE (NPP)		DAVID ALEXANDER BRAMANTE (REP)		HOLLY L. BAADE (DEM)		ANGELYNE (NPP)		JAMES G. HANINK (NPP)	
0044520														
Election Day	0	0.00%	0	0.00%	0	0.00%	0	0.00%	0	0.00%	0	0.00%	0	0.00%
Vote by Mail	0	0.00%	11	1.64%	0	0.00%	0	0.00%	3	0.45%	5	0.75%	0	0.00%
Canvass	0	0.00%	0	0.00%	0	0.00%	0	0.00%	0	0.00%	0	0.00%	0	0.00%
Total	0	0.00%	11	1.60%	0	0.00%	0	0.00%	3	0.44%	5	0.73%	0	0.00%
0044562														
Election Day	0	0.00%	1	5.00%	0	0.00%	0	0.00%	0	0.00%	1	5.00%	0	0.00%
Vote by Mail	0	0.00%	15	2.36%	3	0.47%	0	0.00%	8	1.26%	5	0.79%	1	0.16%
Canvass	0	0.00%	0	0.00%	0	0.00%	0	0.00%	0	0.00%	0	0.00%	0	0.00%
Total	0	0.00%	16	2.44%	3	0.46%	0	0.00%	8	1.22%	6	0.91%	1	0.15%
0044601														
Election Day	0	0.00%	1	5.26%	0	0.00%	0	0.00%	0	0.00%	0	0.00%	0	0.00%
Vote by Mail	0	0.00%	22	3.64%	2	0.33%	0	0.00%	6	0.99%	3	0.50%	0	0.00%
Canvass	0	0.00%	0	0.00%	0	0.00%	0	0.00%	0	0.00%	0	0.00%	0	0.00%
Total	0	0.00%	23	3.66%	2	0.32%	0	0.00%	6	0.96%	3	0.48%	0	0.00%
0044650														
Election Day	0	0.00%	0	0.00%	0	0.00%	0	0.00%	0	0.00%	0	0.00%	0	0.00%
Vote by Mail	0	0.00%	21	3.48%	5	0.83%	0	0.00%	10	1.66%	4	0.66%	0	0.00%
Canvass	0	0.00%	0	0.00%	0	0.00%	0	0.00%	0	0.00%	0	0.00%	0	0.00%
Total	0	0.00%	21	3.39%	5	0.81%	0	0.00%	10	1.61%	4	0.65%	0	0.00%
0044706														
Election Day	0	0.00%	0	0.00%	0	0.00%	0	0.00%	0	0.00%	0	0.00%	0	0.00%
Vote by Mail	0	0.00%	25	4.03%	2	0.32%	0	0.00%	5	0.81%	2	0.32%	0	0.00%
Canvass	0	0.00%	0	0.00%	0	0.00%	0	0.00%	0	0.00%	0	0.00%	0	0.00%
Total	0	0.00%	25	3.90%	2	0.31%	0	0.00%	5	0.78%	2	0.31%	0	0.00%
0044757														
Election Day	0	0.00%	0	0.00%	0	0.00%	0	0.00%	0	0.00%	0	0.00%	0	0.00%
Vote by Mail	0	0.00%	27	7.18%	1	0.27%	0	0.00%	5	1.33%	0	0.00%	0	0.00%
Canvass	0	0.00%	0	0.00%	0	0.00%	0	0.00%	0	0.00%	0	0.00%	0	0.00%
Total	0	0.00%	27	6.89%	1	0.26%	0	0.00%	5	1.28%	0	0.00%	0	0.00%

Precinct	DAVID HILLBERG (REP)		JEFF HEWITT (LIB)		JOHN R. DRAKE (DEM)		LARRY A. ELDER (REP)		KEVIN PAFFRATH (DEM)		ADAM PAPAGAN (NPP)		ARMANDO "MANDO" PEREZ- SERRATO (DEM)	
0044520														
Election Day	0	0.00%	0	0.00%	0	0.00%	11	78.57%	0	0.00%	0	0.00%	0	0.00%
Vote by Mail	0	0.00%	6	0.89%	5	0.75%	191	28.46%	82	12.22%	0	0.00%	1	0.15%
Canvass	0	0.00%	0	0.00%	0	0.00%	0	0.00%	0	0.00%	0	0.00%	0	0.00%
Total	0	0.00%	6	0.87%	5	0.73%	202	29.45%	82	11.95%	0	0.00%	1	0.15%
0044562														
Election Day	0	0.00%	0	0.00%	0	0.00%	10	50.00%	1	5.00%	0	0.00%	0	0.00%
Vote by Mail	0	0.00%	2	0.31%	6	0.94%	195	30.71%	92	14.49%	0	0.00%	0	0.00%
Canvass	0	0.00%	0	0.00%	0	0.00%	0	0.00%	0	0.00%	0	0.00%	0	0.00%
Total	0	0.00%	2	0.30%	6	0.91%	205	31.25%	93	14.18%	0	0.00%	0	0.00%
0044601														
Election Day	0	0.00%	0	0.00%	0	0.00%	10	52.63%	0	0.00%	0	0.00%	0	0.00%
Vote by Mail	0	0.00%	6	0.99%	4	0.66%	190	31.40%	68	11.24%	0	0.00%	7	1.16%
Canvass	0	0.00%	0	0.00%	0	0.00%	2	50.00%	0	0.00%	0	0.00%	0	0.00%
Total	0	0.00%	6	0.96%	4	0.64%	202	32.17%	68	10.83%	0	0.00%	7	1.11%
0044650														
Election Day	0	0.00%	0	0.00%	0	0.00%	8	61.54%	0	0.00%	0	0.00%	0	0.00%
Vote by Mail	0	0.00%	4	0.66%	4	0.66%	197	32.67%	61	10.12%	0	0.00%	5	0.83%
Canvass	0	0.00%	0	0.00%	0	0.00%	2	50.00%	0	0.00%	0	0.00%	0	0.00%
Total	0	0.00%	4	0.65%	4	0.65%	207	33.39%	61	9.84%	0	0.00%	5	0.81%
0044706														
Election Day	0	0.00%	1	5.00%	1	5.00%	8	40.00%	0	0.00%	0	0.00%	0	0.00%
Vote by Mail	0	0.00%	4	0.65%	7	1.13%	197	31.77%	93	15.00%	1	0.16%	0	0.00%
Canvass	0	0.00%	0	0.00%	0	0.00%	1	100.00%	0	0.00%	0	0.00%	0	0.00%
Total	0	0.00%	5	0.78%	8	1.25%	206	32.14%	93	14.51%	1	0.16%	0	0.00%
0044757														
Election Day	0	0.00%	0	0.00%	0	0.00%	6	60.00%	1	10.00%	0	0.00%	1	10.00%
Vote by Mail	0	0.00%	2	0.53%	7	1.86%	114	30.32%	46	12.23%	0	0.00%	2	0.53%
Canvass	0	0.00%	0	0.00%	0	0.00%	4	66.67%	0	0.00%	0	0.00%	0	0.00%
Total	0	0.00%	2	0.51%	7	1.79%	124	31.63%	47	11.99%	0	0.00%	3	0.77%

Precinct	JOHN COX (REP)		HEATHER COLLINS (G-P)		DANIEL WATTS (DEM)		NICKOLAS WILDSTAR (REP)		SARAH STEPHENS (REP)		DENVER STONER (REP)		JOE M. SYMMON (REP)	
0044520														
Election Day	0	0.00%	0	0.00%	0	0.00%	0	0.00%	0	0.00%	0	0.00%	0	0.00%
Vote by Mail	28	4.17%	4	0.60%	8	1.19%	0	0.00%	1	0.15%	0	0.00%	0	0.00%
Canvass	0	0.00%	0	0.00%	0	0.00%	0	0.00%	0	0.00%	0	0.00%	0	0.00%
Total	28	4.08%	4	0.58%	8	1.17%	0	0.00%	1	0.15%	0	0.00%	0	0.00%
0044562														
Election Day	1	5.00%	0	0.00%	0	0.00%	0	0.00%	0	0.00%	0	0.00%	0	0.00%
Vote by Mail	9	1.42%	4	0.63%	7	1.10%	0	0.00%	0	0.00%	0	0.00%	0	0.00%
Canvass	0	0.00%	0	0.00%	0	0.00%	0	0.00%	0	0.00%	0	0.00%	0	0.00%
Total	10	1.52%	4	0.61%	7	1.07%	0	0.00%	0	0.00%	0	0.00%	0	0.00%
0044601														
Election Day	0	0.00%	0	0.00%	0	0.00%	0	0.00%	0	0.00%	0	0.00%	0	0.00%
Vote by Mail	20	3.31%	5	0.83%	13	2.15%	1	0.17%	0	0.00%	1	0.17%	0	0.00%
Canvass	0	0.00%	0	0.00%	0	0.00%	0	0.00%	0	0.00%	0	0.00%	0	0.00%
Total	20	3.18%	5	0.80%	13	2.07%	1	0.16%	0	0.00%	1	0.16%	0	0.00%
0044650														
Election Day	0	0.00%	0	0.00%	0	0.00%	0	0.00%	0	0.00%	0	0.00%	0	0.00%
Vote by Mail	23	3.81%	8	1.33%	21	3.48%	0	0.00%	0	0.00%	0	0.00%	0	0.00%
Canvass	0	0.00%	1	25.00%	0	0.00%	0	0.00%	0	0.00%	0	0.00%	0	0.00%
Total	23	3.71%	9	1.45%	21	3.39%	0	0.00%	0	0.00%	0	0.00%	0	0.00%
0044706														
Election Day	0	0.00%	1	5.00%	0	0.00%	0	0.00%	0	0.00%	0	0.00%	0	0.00%
Vote by Mail	23	3.71%	10	1.61%	20	3.23%	1	0.16%	0	0.00%	2	0.32%	0	0.00%
Canvass	0	0.00%	0	0.00%	0	0.00%	0	0.00%	0	0.00%	0	0.00%	0	0.00%
Total	23	3.59%	11	1.72%	20	3.12%	1	0.16%	0	0.00%	2	0.31%	0	0.00%
0044757														
Election Day	0	0.00%	0	0.00%	0	0.00%	0	0.00%	0	0.00%	0	0.00%	0	0.00%
Vote by Mail	14	3.72%	4	1.06%	9	2.39%	0	0.00%	0	0.00%	0	0.00%	0	0.00%
Canvass	0	0.00%	0	0.00%	0	0.00%	0	0.00%	0	0.00%	0	0.00%	0	0.00%
Total	14	3.57%	4	1.02%	9	2.30%	0	0.00%	0	0.00%	0	0.00%	0	0.00%

Precinct	MAJOR SINGH (NPP)		DOUG OSE (REP)		Write-in		Total Votes	ROXANNE Qualified Write In		STACY SMITH Qualified Write In		MAJOR WILLIAMS Qualified Write In	
0044520													
Election Day	0	0.00%	0	0.00%	0	0.00%	14	0	0.00%	0	0.00%	0	0.00%
Vote by Mail	1	0.15%	12	1.79%	0	0.00%	671	0	0.00%	0	0.00%	0	0.00%
Canvass	0	0.00%	0	0.00%	0	0.00%	1	0	0.00%	0	0.00%	0	0.00%
Total	1	0.15%	12	1.75%	0	0.00%	686	0	0.00%	0	0.00%	0	0.00%
0044562													
Election Day	0	0.00%	0	0.00%	0	0.00%	20	0	0.00%	0	0.00%	0	0.00%
Vote by Mail	2	0.31%	4	0.63%	0	0.00%	635	0	0.00%	0	0.00%	0	0.00%
Canvass	0	0.00%	0	0.00%	0	0.00%	1	0	0.00%	0	0.00%	0	0.00%
Total	2	0.30%	4	0.61%	0	0.00%	656	0	0.00%	0	0.00%	0	0.00%
0044601													
Election Day	0	0.00%	0	0.00%	0	0.00%	19	0	0.00%	0	0.00%	0	0.00%
Vote by Mail	2	0.33%	8	1.32%	2	0.33%	605	0	0.00%	0	0.00%	2	0.33%
Canvass	0	0.00%	0	0.00%	0	0.00%	4	0	0.00%	0	0.00%	0	0.00%
Total	2	0.32%	8	1.27%	2	0.32%	628	0	0.00%	0	0.00%	2	0.32%
0044650													
Election Day	0	0.00%	1	7.69%	0	0.00%	13	0	0.00%	0	0.00%	0	0.00%
Vote by Mail	3	0.50%	5	0.83%	1	0.17%	603	0	0.00%	0	0.00%	1	0.17%
Canvass	0	0.00%	0	0.00%	0	0.00%	4	0	0.00%	0	0.00%	0	0.00%
Total	3	0.48%	6	0.97%	1	0.16%	620	0	0.00%	0	0.00%	1	0.16%
0044706													
Election Day	0	0.00%	0	0.00%	0	0.00%	20	0	0.00%	0	0.00%	0	0.00%
Vote by Mail	0	0.00%	3	0.48%	1	0.16%	620	0	0.00%	0	0.00%	1	0.16%
Canvass	0	0.00%	0	0.00%	0	0.00%	1	0	0.00%	0	0.00%	0	0.00%
Total	0	0.00%	3	0.47%	1	0.16%	641	0	0.00%	0	0.00%	1	0.16%
0044757													
Election Day	0	0.00%	0	0.00%	0	0.00%	10	0	0.00%	0	0.00%	0	0.00%
Vote by Mail	0	0.00%	3	0.80%	0	0.00%	376	0	0.00%	0	0.00%	0	0.00%
Canvass	0	0.00%	0	0.00%	0	0.00%	6	0	0.00%	0	0.00%	0	0.00%
Total	0	0.00%	3	0.77%	0	0.00%	392	0	0.00%	0	0.00%	0	0.00%

Precinct	THUY E. HUGENS Qualified Write In		MIKI HABRYN Qualified Write In		VINCE LUNDGREN Qualified Write In		VIVEK B. MOHAN Qualified Write In	
0044520								
Election Day	0	0.00%	0	0.00%	0	0.00%	0	0.00%
Vote by Mail	0	0.00%	0	0.00%	0	0.00%	0	0.00%
Canvass	0	0.00%	0	0.00%	0	0.00%	0	0.00%
Total	0	0.00%	0	0.00%	0	0.00%	0	0.00%
0044562								
Election Day	0	0.00%	0	0.00%	0	0.00%	0	0.00%
Vote by Mail	0	0.00%	0	0.00%	0	0.00%	0	0.00%
Canvass	0	0.00%	0	0.00%	0	0.00%	0	0.00%
Total	0	0.00%	0	0.00%	0	0.00%	0	0.00%
0044601								
Election Day	0	0.00%	0	0.00%	0	0.00%	0	0.00%
Vote by Mail	0	0.00%	0	0.00%	0	0.00%	0	0.00%
Canvass	0	0.00%	0	0.00%	0	0.00%	0	0.00%
Total	0	0.00%	0	0.00%	0	0.00%	0	0.00%
0044650								
Election Day	0	0.00%	0	0.00%	0	0.00%	0	0.00%
Vote by Mail	0	0.00%	0	0.00%	0	0.00%	0	0.00%
Canvass	0	0.00%	0	0.00%	0	0.00%	0	0.00%
Total	0	0.00%	0	0.00%	0	0.00%	0	0.00%
0044706								
Election Day	0	0.00%	0	0.00%	0	0.00%	0	0.00%
Vote by Mail	0	0.00%	0	0.00%	0	0.00%	0	0.00%
Canvass	0	0.00%	0	0.00%	0	0.00%	0	0.00%
Total	0	0.00%	0	0.00%	0	0.00%	0	0.00%
0044757								
Election Day	0	0.00%	0	0.00%	0	0.00%	0	0.00%
Vote by Mail	0	0.00%	0	0.00%	0	0.00%	0	0.00%
Canvass	0	0.00%	0	0.00%	0	0.00%	0	0.00%
Total	0	0.00%	0	0.00%	0	0.00%	0	0.00%

Precinct	Times Cast	Registered Voters	Undervotes	Overvotes
0044804				
Election Day	35	1,744	8	0
Vote by Mail	1,210	1,744	664	0
Canvass	14	1,744	6	0
Total	1,259	1,744	678	0
0044903				
Election Day	24	1,844	3	0
Vote by Mail	1,217	1,844	671	4
Canvass	5	1,844	4	0
Total	1,246	1,844	678	4
0045015				
Election Day	48	1,577	20	0
Vote by Mail	941	1,577	497	9
Canvass	14	1,577	8	0
Total	1,003	1,577	525	9
0045029				
Election Day	40	1,620	20	0
Vote by Mail	857	1,620	533	4
Canvass	13	1,620	5	0
Total	910	1,620	558	4
0045140				
Election Day	48	1,780	15	0
Vote by Mail	871	1,780	510	2
Canvass	12	1,780	6	0
Total	931	1,780	531	2
0045241				
Election Day	14	1,372	3	0
Vote by Mail	782	1,372	407	2
Canvass	2	1,372	2	0
Total	798	1,372	412	2

Precinct	DAN KAPELOVITZ (G-P)		KEVIN K. KAUL (NPP)	
0044804				
Election Day	1	3.70%	0	0.00%
Vote by Mail	8	1.47%	0	0.00%
Canvass	0	0.00%	0	0.00%
Total	9	1.55%	0	0.00%
0044903				
Election Day	1	4.76%	0	0.00%
Vote by Mail	4	0.74%	1	0.18%
Canvass	0	0.00%	0	0.00%
Total	5	0.89%	1	0.18%
0045015				
Election Day	2	7.14%	0	0.00%
Vote by Mail	13	2.99%	0	0.00%
Canvass	0	0.00%	0	0.00%
Total	15	3.20%	0	0.00%
0045029				
Election Day	0	0.00%	0	0.00%
Vote by Mail	12	3.75%	0	0.00%
Canvass	0	0.00%	0	0.00%
Total	12	3.45%	0	0.00%
0045140				
Election Day	1	3.03%	0	0.00%
Vote by Mail	11	3.06%	0	0.00%
Canvass	0	0.00%	0	0.00%
Total	12	3.02%	0	0.00%
0045241				
Election Day	0	0.00%	0	0.00%
Vote by Mail	15	4.02%	1	0.27%
Canvass	0		0	
Total	15	3.91%	1	0.26%

Precinct	CHAUNCEY "SLIM" KILLENS (REP)		KEVIN KILEY (REP)		PATRICK KILPATRICK (DEM)		ANTHONY TRIMINO (REP)		JOEL VENTRESCA (DEM)		KEVIN L. FAULCONER (REP)		RHONDA FURIN (REP)	
0044804														
Election Day	0	0.00%	1	3.70%	0	0.00%	1	3.70%	1	3.70%	1	3.70%	0	0.00%
Vote by Mail	0	0.00%	20	3.66%	13	2.38%	1	0.18%	24	4.40%	90	16.48%	0	0.00%
Canvass	0	0.00%	0	0.00%	0	0.00%	0	0.00%	1	12.50%	1	12.50%	0	0.00%
Total	0	0.00%	21	3.61%	13	2.24%	2	0.34%	26	4.48%	92	15.83%	0	0.00%
0044903														
Election Day	0	0.00%	0	0.00%	0	0.00%	1	4.76%	0	0.00%	0	0.00%	1	4.76%
Vote by Mail	0	0.00%	15	2.77%	2	0.37%	0	0.00%	9	1.66%	50	9.23%	0	0.00%
Canvass	0	0.00%	0	0.00%	0	0.00%	0	0.00%	0	0.00%	1	100.00%	0	0.00%
Total	0	0.00%	15	2.66%	2	0.35%	1	0.18%	9	1.60%	51	9.04%	1	0.18%
0045015														
Election Day	0	0.00%	4	14.29%	0	0.00%	0	0.00%	1	3.57%	0	0.00%	0	0.00%
Vote by Mail	1	0.23%	15	3.45%	8	1.84%	0	0.00%	53	12.18%	35	8.05%	0	0.00%
Canvass	0	0.00%	0	0.00%	0	0.00%	0	0.00%	1	16.67%	0	0.00%	0	0.00%
Total	1	0.21%	19	4.05%	8	1.71%	0	0.00%	55	11.73%	35	7.46%	0	0.00%
0045029														
Election Day	0	0.00%	0	0.00%	0	0.00%	0	0.00%	4	20.00%	2	10.00%	0	0.00%
Vote by Mail	0	0.00%	4	1.25%	3	0.94%	1	0.31%	28	8.75%	29	9.06%	0	0.00%
Canvass	0	0.00%	0	0.00%	1	12.50%	1	12.50%	2	25.00%	2	25.00%	0	0.00%
Total	0	0.00%	4	1.15%	4	1.15%	2	0.57%	34	9.77%	33	9.48%	0	0.00%
0045140														
Election Day	0	0.00%	3	9.09%	1	3.03%	0	0.00%	3	9.09%	0	0.00%	0	0.00%
Vote by Mail	1	0.28%	7	1.95%	3	0.84%	1	0.28%	44	12.26%	31	8.64%	0	0.00%
Canvass	0	0.00%	0	0.00%	0	0.00%	0	0.00%	0	0.00%	0	0.00%	0	0.00%
Total	1	0.25%	10	2.51%	4	1.01%	1	0.25%	47	11.81%	31	7.79%	0	0.00%
0045241														
Election Day	0	0.00%	0	0.00%	0	0.00%	0	0.00%	1	9.09%	0	0.00%	0	0.00%
Vote by Mail	0	0.00%	13	3.49%	3	0.80%	0	0.00%	36	9.65%	20	5.36%	0	0.00%
Canvass	0		0		0		0		0		0		0	
Total	0	0.00%	13	3.39%	3	0.78%	0	0.00%	37	9.64%	20	5.21%	0	0.00%

Precinct	ROBERT C. NEWMAN II (REP)		DENNIS RICHTER (NPP)		BRANDON M. ROSS (DEM)		SAM L. GALLUCCI (REP)		TED GAINES (REP)		CAITLYN JENNER (REP)		LEO S. ZACKY (REP)	
0044804														
Election Day	0	0.00%	0	0.00%	0	0.00%	0	0.00%	0	0.00%	0	0.00%	0	0.00%
Vote by Mail	0	0.00%	5	0.92%	34	6.23%	0	0.00%	4	0.73%	5	0.92%	0	0.00%
Canvass	0	0.00%	0	0.00%	0	0.00%	0	0.00%	0	0.00%	0	0.00%	0	0.00%
Total	0	0.00%	5	0.86%	34	5.85%	0	0.00%	4	0.69%	5	0.86%	0	0.00%
0044903														
Election Day	0	0.00%	0	0.00%	0	0.00%	0	0.00%	0	0.00%	1	4.76%	0	0.00%
Vote by Mail	2	0.37%	1	0.18%	57	10.52%	0	0.00%	4	0.74%	3	0.55%	0	0.00%
Canvass	0	0.00%	0	0.00%	0	0.00%	0	0.00%	0	0.00%	0	0.00%	0	0.00%
Total	2	0.35%	1	0.18%	57	10.11%	0	0.00%	4	0.71%	4	0.71%	0	0.00%
0045015														
Election Day	0	0.00%	1	3.57%	2	7.14%	0	0.00%	0	0.00%	0	0.00%	0	0.00%
Vote by Mail	0	0.00%	0	0.00%	36	8.28%	0	0.00%	0	0.00%	4	0.92%	0	0.00%
Canvass	0	0.00%	0	0.00%	1	16.67%	0	0.00%	0	0.00%	0	0.00%	0	0.00%
Total	0	0.00%	1	0.21%	39	8.32%	0	0.00%	0	0.00%	4	0.85%	0	0.00%
0045029														
Election Day	0	0.00%	0	0.00%	2	10.00%	0	0.00%	0	0.00%	0	0.00%	0	0.00%
Vote by Mail	0	0.00%	0	0.00%	24	7.50%	0	0.00%	1	0.31%	1	0.31%	0	0.00%
Canvass	0	0.00%	0	0.00%	0	0.00%	0	0.00%	0	0.00%	0	0.00%	0	0.00%
Total	0	0.00%	0	0.00%	26	7.47%	0	0.00%	1	0.29%	1	0.29%	0	0.00%
0045140														
Election Day	0	0.00%	1	3.03%	4	12.12%	0	0.00%	0	0.00%	0	0.00%	0	0.00%
Vote by Mail	0	0.00%	2	0.56%	30	8.36%	0	0.00%	1	0.28%	3	0.84%	0	0.00%
Canvass	0	0.00%	0	0.00%	2	33.33%	0	0.00%	0	0.00%	0	0.00%	0	0.00%
Total	0	0.00%	3	0.75%	36	9.05%	0	0.00%	1	0.25%	3	0.75%	0	0.00%
0045241														
Election Day	0	0.00%	0	0.00%	0	0.00%	0	0.00%	1	9.09%	0	0.00%	0	0.00%
Vote by Mail	4	1.07%	1	0.27%	20	5.36%	0	0.00%	5	1.34%	2	0.54%	0	0.00%
Canvass	0		0		0		0		0		0		0	
Total	4	1.04%	1	0.26%	20	5.21%	0	0.00%	6	1.56%	2	0.52%	0	0.00%

Precinct	JENNY RAE LE ROUX (REP)		DAVID LOZANO (REP)		STEVE CHAVEZ LODGE (REP)		MICHAEL LOEBBS (NPP)		DENIS LUCEY (NPP)		DIEGO MARTINEZ (REP)		JEREMIAH "JEREMY" MARCINIAK (NPP)	
0044804														
Election Day	0	0.00%	0	0.00%	0	0.00%	0	0.00%	0	0.00%	0	0.00%	0	0.00%
Vote by Mail	0	0.00%	0	0.00%	1	0.18%	8	1.47%	0	0.00%	0	0.00%	0	0.00%
Canvass	0	0.00%	0	0.00%	0	0.00%	0	0.00%	0	0.00%	0	0.00%	0	0.00%
Total	0	0.00%	0	0.00%	1	0.17%	8	1.38%	0	0.00%	0	0.00%	0	0.00%
0044903														
Election Day	0	0.00%	0	0.00%	0	0.00%	0	0.00%	0	0.00%	0	0.00%	0	0.00%
Vote by Mail	0	0.00%	0	0.00%	3	0.55%	5	0.92%	0	0.00%	1	0.18%	0	0.00%
Canvass	0	0.00%	0	0.00%	0	0.00%	0	0.00%	0	0.00%	0	0.00%	0	0.00%
Total	0	0.00%	0	0.00%	3	0.53%	5	0.89%	0	0.00%	1	0.18%	0	0.00%
0045015														
Election Day	0	0.00%	0	0.00%	0	0.00%	0	0.00%	0	0.00%	0	0.00%	0	0.00%
Vote by Mail	0	0.00%	0	0.00%	0	0.00%	3	0.69%	0	0.00%	1	0.23%	1	0.23%
Canvass	0	0.00%	0	0.00%	0	0.00%	0	0.00%	0	0.00%	0	0.00%	0	0.00%
Total	0	0.00%	0	0.00%	0	0.00%	3	0.64%	0	0.00%	1	0.21%	1	0.21%
0045029														
Election Day	0	0.00%	0	0.00%	0	0.00%	0	0.00%	0	0.00%	0	0.00%	1	5.00%
Vote by Mail	0	0.00%	0	0.00%	1	0.31%	2	0.63%	0	0.00%	0	0.00%	0	0.00%
Canvass	0	0.00%	0	0.00%	0	0.00%	0	0.00%	0	0.00%	0	0.00%	0	0.00%
Total	0	0.00%	0	0.00%	1	0.29%	2	0.57%	0	0.00%	0	0.00%	1	0.29%
0045140														
Election Day	0	0.00%	0	0.00%	0	0.00%	0	0.00%	0	0.00%	0	0.00%	0	0.00%
Vote by Mail	0	0.00%	1	0.28%	0	0.00%	0	0.00%	0	0.00%	0	0.00%	0	0.00%
Canvass	0	0.00%	0	0.00%	0	0.00%	0	0.00%	0	0.00%	0	0.00%	0	0.00%
Total	0	0.00%	1	0.25%	0	0.00%	0	0.00%	0	0.00%	0	0.00%	0	0.00%
0045241														
Election Day	0	0.00%	0	0.00%	0	0.00%	0	0.00%	0	0.00%	0	0.00%	0	0.00%
Vote by Mail	0	0.00%	2	0.54%	1	0.27%	2	0.54%	0	0.00%	6	1.61%	0	0.00%
Canvass	0		0		0		0		0		0		0	
Total	0	0.00%	2	0.52%	1	0.26%	2	0.52%	0	0.00%	6	1.56%	0	0.00%

Precinct	DANIEL MERCURI (REP)		JACQUELINE MCGOWAN (DEM)		DAVID MOORE (NPP)		DAVID ALEXANDER BRAMANTE (REP)		HOLLY L. BAADE (DEM)		ANGELYNE (NPP)		JAMES G. HANINK (NPP)	
0044804														
Election Day	0	0.00%	0	0.00%	0	0.00%	0	0.00%	0	0.00%	1	3.70%	0	0.00%
Vote by Mail	0	0.00%	14	2.56%	11	2.01%	0	0.00%	3	0.55%	4	0.73%	0	0.00%
Canvass	0	0.00%	0	0.00%	0	0.00%	0	0.00%	0	0.00%	0	0.00%	0	0.00%
Total	0	0.00%	14	2.41%	11	1.89%	0	0.00%	3	0.52%	5	0.86%	0	0.00%
0044903														
Election Day	0	0.00%	3	14.29%	0	0.00%	0	0.00%	0	0.00%	0	0.00%	0	0.00%
Vote by Mail	0	0.00%	27	4.98%	1	0.18%	0	0.00%	6	1.11%	3	0.55%	0	0.00%
Canvass	0	0.00%	0	0.00%	0	0.00%	0	0.00%	0	0.00%	0	0.00%	0	0.00%
Total	0	0.00%	30	5.32%	1	0.18%	0	0.00%	6	1.06%	3	0.53%	0	0.00%
0045015														
Election Day	0	0.00%	2	7.14%	0	0.00%	0	0.00%	1	3.57%	0	0.00%	0	0.00%
Vote by Mail	0	0.00%	22	5.06%	5	1.15%	0	0.00%	4	0.92%	3	0.69%	2	0.46%
Canvass	0	0.00%	1	16.67%	0	0.00%	0	0.00%	0	0.00%	0	0.00%	0	0.00%
Total	0	0.00%	25	5.33%	5	1.07%	0	0.00%	5	1.07%	3	0.64%	2	0.43%
0045029														
Election Day	1	5.00%	0	0.00%	0	0.00%	0	0.00%	1	5.00%	0	0.00%	0	0.00%
Vote by Mail	0	0.00%	30	9.38%	1	0.31%	0	0.00%	5	1.56%	5	1.56%	1	0.31%
Canvass	0	0.00%	0	0.00%	0	0.00%	0	0.00%	0	0.00%	0	0.00%	0	0.00%
Total	1	0.29%	30	8.62%	1	0.29%	0	0.00%	6	1.72%	5	1.44%	1	0.29%
0045140														
Election Day	0	0.00%	1	3.03%	1	3.03%	0	0.00%	0	0.00%	0	0.00%	0	0.00%
Vote by Mail	0	0.00%	17	4.74%	5	1.39%	1	0.28%	3	0.84%	4	1.11%	2	0.56%
Canvass	0	0.00%	0	0.00%	1	16.67%	0	0.00%	0	0.00%	0	0.00%	0	0.00%
Total	0	0.00%	18	4.52%	7	1.76%	1	0.25%	3	0.75%	4	1.01%	2	0.50%
0045241														
Election Day	0	0.00%	0	0.00%	0	0.00%	1	9.09%	0	0.00%	0	0.00%	0	0.00%
Vote by Mail	0	0.00%	23	6.17%	3	0.80%	0	0.00%	9	2.41%	2	0.54%	0	0.00%
Canvass	0		0		0		0		0		0		0	
Total	0	0.00%	23	5.99%	3	0.78%	1	0.26%	9	2.34%	2	0.52%	0	0.00%

Precinct	DAVID HILLBERG (REP)		JEFF HEWITT (LIB)		JOHN R. DRAKE (DEM)		LARRY A. ELDER (REP)		KEVIN PAFFRATH (DEM)		ADAM PAPAGAN (NPP)		ARMANDO "MANDO" PEREZ- SERRATO (DEM)	
0044804														
Election Day	0	0.00%	0	0.00%	0	0.00%	19	70.37%	1	3.70%	0	0.00%	0	0.00%
Vote by Mail	1	0.18%	3	0.55%	3	0.55%	165	30.22%	80	14.65%	0	0.00%	4	0.73%
Canvass	0	0.00%	0	0.00%	0	0.00%	3	37.50%	3	37.50%	0	0.00%	0	0.00%
Total	1	0.17%	3	0.52%	3	0.52%	187	32.19%	84	14.46%	0	0.00%	4	0.69%
0044903														
Election Day	0	0.00%	0	0.00%	0	0.00%	11	52.38%	0	0.00%	0	0.00%	1	4.76%
Vote by Mail	1	0.18%	9	1.66%	4	0.74%	194	35.79%	87	16.05%	0	0.00%	0	0.00%
Canvass	0	0.00%	0	0.00%	0	0.00%	0	0.00%	0	0.00%	0	0.00%	0	0.00%
Total	1	0.18%	9	1.60%	4	0.71%	205	36.35%	87	15.43%	0	0.00%	1	0.18%
0045015														
Election Day	0	0.00%	0	0.00%	0	0.00%	10	35.71%	1	3.57%	0	0.00%	1	3.57%
Vote by Mail	0	0.00%	2	0.46%	6	1.38%	76	17.47%	106	24.37%	1	0.23%	6	1.38%
Canvass	0	0.00%	0	0.00%	1	16.67%	2	33.33%	0	0.00%	0	0.00%	0	0.00%
Total	0	0.00%	2	0.43%	7	1.49%	88	18.76%	107	22.81%	1	0.21%	7	1.49%
0045029														
Election Day	0	0.00%	0	0.00%	0	0.00%	8	40.00%	0	0.00%	0	0.00%	0	0.00%
Vote by Mail	0	0.00%	3	0.94%	4	1.25%	66	20.63%	63	19.69%	2	0.63%	3	0.94%
Canvass	0	0.00%	0	0.00%	0	0.00%	1	12.50%	1	12.50%	0	0.00%	0	0.00%
Total	0	0.00%	3	0.86%	4	1.15%	75	21.55%	64	18.39%	2	0.57%	3	0.86%
0045140														
Election Day	0	0.00%	0	0.00%	0	0.00%	13	39.39%	2	6.06%	0	0.00%	0	0.00%
Vote by Mail	0	0.00%	2	0.56%	5	1.39%	85	23.68%	55	15.32%	4	1.11%	3	0.84%
Canvass	0	0.00%	0	0.00%	0	0.00%	2	33.33%	0	0.00%	0	0.00%	0	0.00%
Total	0	0.00%	2	0.50%	5	1.26%	100	25.13%	57	14.32%	4	1.01%	3	0.75%
0045241														
Election Day	0	0.00%	0	0.00%	0	0.00%	8	72.73%	0	0.00%	0	0.00%	0	0.00%
Vote by Mail	0	0.00%	1	0.27%	3	0.80%	104	27.88%	51	13.67%	3	0.80%	5	1.34%
Canvass	0		0		0		0		0		0		0	
Total	0	0.00%	1	0.26%	3	0.78%	112	29.17%	51	13.28%	3	0.78%	5	1.30%

Precinct	JOHN COX (REP)		HEATHER COLLINS (G-P)		DANIEL WATTS (DEM)		NICKOLAS WILDSTAR (REP)		SARAH STEPHENS (REP)		DENVER STONER (REP)		JOE M. SYMMON (REP)	
0044804														
Election Day	0	0.00%	0	0.00%	0	0.00%	0	0.00%	0	0.00%	0	0.00%	0	0.00%
Vote by Mail	11	2.01%	5	0.92%	23	4.21%	0	0.00%	0	0.00%	1	0.18%	0	0.00%
Canvass	0	0.00%	0	0.00%	0	0.00%	0	0.00%	0	0.00%	0	0.00%	0	0.00%
Total	11	1.89%	5	0.86%	23	3.96%	0	0.00%	0	0.00%	1	0.17%	0	0.00%
0044903														
Election Day	1	4.76%	0	0.00%	1	4.76%	0	0.00%	0	0.00%	0	0.00%	0	0.00%
Vote by Mail	26	4.80%	8	1.48%	8	1.48%	0	0.00%	0	0.00%	3	0.55%	1	0.18%
Canvass	0	0.00%	0	0.00%	0	0.00%	0	0.00%	0	0.00%	0	0.00%	0	0.00%
Total	27	4.79%	8	1.42%	9	1.60%	0	0.00%	0	0.00%	3	0.53%	1	0.18%
0045015														
Election Day	0	0.00%	1	3.57%	2	7.14%	0	0.00%	0	0.00%	0	0.00%	0	0.00%
Vote by Mail	2	0.46%	12	2.76%	14	3.22%	0	0.00%	0	0.00%	2	0.46%	0	0.00%
Canvass	0	0.00%	0	0.00%	0	0.00%	0	0.00%	0	0.00%	0	0.00%	0	0.00%
Total	2	0.43%	13	2.77%	16	3.41%	0	0.00%	0	0.00%	2	0.43%	0	0.00%
0045029														
Election Day	1	5.00%	0	0.00%	0	0.00%	0	0.00%	0	0.00%	0	0.00%	0	0.00%
Vote by Mail	4	1.25%	7	2.19%	16	5.00%	0	0.00%	0	0.00%	0	0.00%	0	0.00%
Canvass	0	0.00%	0	0.00%	0	0.00%	0	0.00%	0	0.00%	0	0.00%	0	0.00%
Total	5	1.44%	7	2.01%	16	4.60%	0	0.00%	0	0.00%	0	0.00%	0	0.00%
0045140														
Election Day	1	3.03%	1	3.03%	1	3.03%	0	0.00%	0	0.00%	0	0.00%	0	0.00%
Vote by Mail	9	2.51%	10	2.79%	12	3.34%	1	0.28%	0	0.00%	0	0.00%	0	0.00%
Canvass	0	0.00%	0	0.00%	0	0.00%	0	0.00%	0	0.00%	0	0.00%	0	0.00%
Total	10	2.51%	11	2.76%	13	3.27%	1	0.25%	0	0.00%	0	0.00%	0	0.00%
0045241														
Election Day	0	0.00%	0	0.00%	0	0.00%	0	0.00%	0	0.00%	0	0.00%	0	0.00%
Vote by Mail	22	5.90%	7	1.88%	8	2.14%	0	0.00%	0	0.00%	0	0.00%	0	0.00%
Canvass	0		0		0		0		0		0		0	
Total	22	5.73%	7	1.82%	8	2.08%	0	0.00%	0	0.00%	0	0.00%	0	0.00%

Precinct	MAJOR SINGH (NPP)		DOUG OSE (REP)		Write-in		Total Votes	ROXANNE Qualified Write In		STACY SMITH Qualified Write In		MAJOR WILLIAMS Qualified Write In	
0044804													
Election Day	0	0.00%	1	3.70%	0	0.00%	27	0	0.00%	0	0.00%	0	0.00%
Vote by Mail	1	0.18%	4	0.73%	0	0.00%	546	0	0.00%	0	0.00%	0	0.00%
Canvass	0	0.00%	0	0.00%	0	0.00%	8	0	0.00%	0	0.00%	0	0.00%
Total	1	0.17%	5	0.86%	0	0.00%	581	0	0.00%	0	0.00%	0	0.00%
0044903													
Election Day	0	0.00%	0	0.00%	0	0.00%	21	0	0.00%	0	0.00%	0	0.00%
Vote by Mail	3	0.55%	3	0.55%	1	0.18%	542	0	0.00%	0	0.00%	1	0.18%
Canvass	0	0.00%	0	0.00%	0	0.00%	1	0	0.00%	0	0.00%	0	0.00%
Total	3	0.53%	3	0.53%	1	0.18%	564	0	0.00%	0	0.00%	1	0.18%
0045015													
Election Day	0	0.00%	0	0.00%	0	0.00%	28	0	0.00%	0	0.00%	0	0.00%
Vote by Mail	1	0.23%	0	0.00%	1	0.23%	435	0	0.00%	0	0.00%	0	0.00%
Canvass	0	0.00%	0	0.00%	0	0.00%	6	0	0.00%	0	0.00%	0	0.00%
Total	1	0.21%	0	0.00%	1	0.21%	469	0	0.00%	0	0.00%	0	0.00%
0045029													
Election Day	0	0.00%	0	0.00%	0	0.00%	20	0	0.00%	0	0.00%	0	0.00%
Vote by Mail	1	0.31%	3	0.94%	0	0.00%	320	0	0.00%	0	0.00%	0	0.00%
Canvass	0	0.00%	0	0.00%	0	0.00%	8	0	0.00%	0	0.00%	0	0.00%
Total	1	0.29%	3	0.86%	0	0.00%	348	0	0.00%	0	0.00%	0	0.00%
0045140													
Election Day	0	0.00%	0	0.00%	0	0.00%	33	0	0.00%	0	0.00%	0	0.00%
Vote by Mail	2	0.56%	4	1.11%	0	0.00%	359	0	0.00%	0	0.00%	0	0.00%
Canvass	0	0.00%	0	0.00%	1	16.67%	6	0	0.00%	0	0.00%	1	16.67%
Total	2	0.50%	4	1.01%	1	0.25%	398	0	0.00%	0	0.00%	1	0.25%
0045241													
Election Day	0	0.00%	0	0.00%	0	0.00%	11	0	0.00%	0	0.00%	0	0.00%
Vote by Mail	0	0.00%	1	0.27%	0	0.00%	373	0	0.00%	0	0.00%	0	0.00%
Canvass	0		0		0		0	0		0		0	
Total	0	0.00%	1	0.26%	0	0.00%	384	0	0.00%	0	0.00%	0	0.00%

Precinct	THUY E. HUGENS Qualified Write In		MIKI HABRYN Qualified Write In		VINCE LUNDGREN Qualified Write In		VIVEK B. MOHAN Qualified Write In	
0044804								
Election Day	0	0.00%	0	0.00%	0	0.00%	0	0.00%
Vote by Mail	0	0.00%	0	0.00%	0	0.00%	0	0.00%
Canvass	0	0.00%	0	0.00%	0	0.00%	0	0.00%
Total	0	0.00%	0	0.00%	0	0.00%	0	0.00%
0044903								
Election Day	0	0.00%	0	0.00%	0	0.00%	0	0.00%
Vote by Mail	0	0.00%	0	0.00%	0	0.00%	0	0.00%
Canvass	0	0.00%	0	0.00%	0	0.00%	0	0.00%
Total	0	0.00%	0	0.00%	0	0.00%	0	0.00%
0045015								
Election Day	0	0.00%	0	0.00%	0	0.00%	0	0.00%
Vote by Mail	0	0.00%	1	0.23%	0	0.00%	0	0.00%
Canvass	0	0.00%	0	0.00%	0	0.00%	0	0.00%
Total	0	0.00%	1	0.21%	0	0.00%	0	0.00%
0045029								
Election Day	0	0.00%	0	0.00%	0	0.00%	0	0.00%
Vote by Mail	0	0.00%	0	0.00%	0	0.00%	0	0.00%
Canvass	0	0.00%	0	0.00%	0	0.00%	0	0.00%
Total	0	0.00%	0	0.00%	0	0.00%	0	0.00%
0045140								
Election Day	0	0.00%	0	0.00%	0	0.00%	0	0.00%
Vote by Mail	0	0.00%	0	0.00%	0	0.00%	0	0.00%
Canvass	0	0.00%	0	0.00%	0	0.00%	0	0.00%
Total	0	0.00%	0	0.00%	0	0.00%	0	0.00%
0045241								
Election Day	0	0.00%	0	0.00%	0	0.00%	0	0.00%
Vote by Mail	0	0.00%	0	0.00%	0	0.00%	0	0.00%
Canvass	0		0		0		0	
Total	0	0.00%	0	0.00%	0	0.00%	0	0.00%

Precinct	Times Cast	Registered Voters	Undervotes	Overvotes
0045314				
Election Day	41	1,880	12	0
Vote by Mail	722	1,880	424	4
Canvass	14	1,880	6	0
Total	777	1,880	442	4
0045418				
Election Day	28	1,571	7	0
Vote by Mail	668	1,571	364	7
Canvass	8	1,571	3	0
Total	704	1,571	374	7
0045427				
Election Day	18	881	4	0
Vote by Mail	340	881	209	3
Canvass	1	881	0	0
Total	359	881	213	3
0045482				
Election Day	34	1,920	4	0
Vote by Mail	1,180	1,920	638	7
Canvass	7	1,920	5	0
Total	1,221	1,920	647	7
0045511				
Election Day	11	637	0	0
Vote by Mail	255	637	161	3
Canvass	0	637	0	0
Total	266	637	161	3
0045548				
Election Day	25	1,316	6	0
Vote by Mail	479	1,316	251	6
Canvass	5	1,316	2	1
Total	509	1,316	259	7

Precinct	DAN KAPELOVITZ (G-P)		KEVIN K. KAUL (NPP)	
0045314				
Election Day	0	0.00%	0	0.00%
Vote by Mail	9	3.06%	0	0.00%
Canvass	0	0.00%	0	0.00%
Total	9	2.72%	0	0.00%
0045418				
Election Day	1	4.76%	0	0.00%
Vote by Mail	3	1.01%	0	0.00%
Canvass	0	0.00%	0	0.00%
Total	4	1.24%	0	0.00%
0045427				
Election Day	0	0.00%	0	0.00%
Vote by Mail	8	6.25%	0	0.00%
Canvass	0	0.00%	0	0.00%
Total	8	5.59%	0	0.00%
0045482				
Election Day	0	0.00%	0	0.00%
Vote by Mail	10	1.87%	0	0.00%
Canvass	0	0.00%	0	0.00%
Total	10	1.76%	0	0.00%
0045511				
Election Day	0	0.00%	0	0.00%
Vote by Mail	1	1.10%	0	0.00%
Canvass	0		0	
Total	1	0.98%	0	0.00%
0045548				
Election Day	1	5.26%	0	0.00%
Vote by Mail	3	1.35%	0	0.00%
Canvass	0	0.00%	0	0.00%
Total	4	1.65%	0	0.00%

Precinct	CHAUNCEY "SLIM" KILLENS (REP)		KEVIN KILEY (REP)		PATRICK KILPATRICK (DEM)		ANTHONY TRIMINO (REP)		JOEL VENTRESCA (DEM)		KEVIN L. FAULCONER (REP)		RHONDA FURIN (REP)	
0045314														
Election Day	0	0.00%	2	6.90%	0	0.00%	0	0.00%	1	3.45%	0	0.00%	0	0.00%
Vote by Mail	0	0.00%	8	2.72%	7	2.38%	0	0.00%	23	7.82%	19	6.46%	0	0.00%
Canvass	0	0.00%	0	0.00%	0	0.00%	0	0.00%	1	12.50%	0	0.00%	0	0.00%
Total	0	0.00%	10	3.02%	7	2.11%	0	0.00%	25	7.55%	19	5.74%	0	0.00%
0045418														
Election Day	0	0.00%	0	0.00%	1	4.76%	0	0.00%	1	4.76%	0	0.00%	0	0.00%
Vote by Mail	1	0.34%	17	5.72%	2	0.67%	0	0.00%	27	9.09%	18	6.06%	0	0.00%
Canvass	0	0.00%	0	0.00%	0	0.00%	0	0.00%	0	0.00%	0	0.00%	0	0.00%
Total	1	0.31%	17	5.26%	3	0.93%	0	0.00%	28	8.67%	18	5.57%	0	0.00%
0045427														
Election Day	0	0.00%	1	7.14%	0	0.00%	1	7.14%	1	7.14%	0	0.00%	0	0.00%
Vote by Mail	0	0.00%	4	3.13%	1	0.78%	0	0.00%	8	6.25%	5	3.91%	0	0.00%
Canvass	0	0.00%	0	0.00%	0	0.00%	0	0.00%	0	0.00%	0	0.00%	0	0.00%
Total	0	0.00%	5	3.50%	1	0.70%	1	0.70%	9	6.29%	5	3.50%	0	0.00%
0045482														
Election Day	0	0.00%	1	3.33%	0	0.00%	1	3.33%	2	6.67%	2	6.67%	1	3.33%
Vote by Mail	0	0.00%	14	2.62%	9	1.68%	0	0.00%	35	6.54%	47	8.79%	1	0.19%
Canvass	0	0.00%	0	0.00%	0	0.00%	0	0.00%	0	0.00%	0	0.00%	0	0.00%
Total	0	0.00%	15	2.65%	9	1.59%	1	0.18%	37	6.53%	49	8.64%	2	0.35%
0045511														
Election Day	0	0.00%	0	0.00%	0	0.00%	2	18.18%	0	0.00%	1	9.09%	0	0.00%
Vote by Mail	0	0.00%	1	1.10%	3	3.30%	1	1.10%	10	10.99%	0	0.00%	0	0.00%
Canvass	0		0		0		0		0		0		0	
Total	0	0.00%	1	0.98%	3	2.94%	3	2.94%	10	9.80%	1	0.98%	0	0.00%
0045548														
Election Day	0	0.00%	1	5.26%	1	5.26%	0	0.00%	3	15.79%	0	0.00%	0	0.00%
Vote by Mail	0	0.00%	10	4.50%	9	4.05%	0	0.00%	21	9.46%	5	2.25%	0	0.00%
Canvass	0	0.00%	0	0.00%	0	0.00%	0	0.00%	1	50.00%	0	0.00%	0	0.00%
Total	0	0.00%	11	4.53%	10	4.12%	0	0.00%	25	10.29%	5	2.06%	0	0.00%

Precinct	ROBERT C. NEWMAN II (REP)		DENNIS RICHTER (NPP)		BRANDON M. ROSS (DEM)		SAM L. GALLUCCI (REP)		TED GAINES (REP)		CAITLYN JENNER (REP)		LEO S. ZACKY (REP)	
0045314														
Election Day	0	0.00%	0	0.00%	1	3.45%	0	0.00%	0	0.00%	0	0.00%	0	0.00%
Vote by Mail	2	0.68%	3	1.02%	12	4.08%	4	1.36%	2	0.68%	2	0.68%	0	0.00%
Canvass	0	0.00%	0	0.00%	0	0.00%	0	0.00%	0	0.00%	2	25.00%	0	0.00%
Total	2	0.60%	3	0.91%	13	3.93%	4	1.21%	2	0.60%	4	1.21%	0	0.00%
0045418														
Election Day	0	0.00%	0	0.00%	0	0.00%	0	0.00%	0	0.00%	0	0.00%	0	0.00%
Vote by Mail	0	0.00%	4	1.35%	18	6.06%	0	0.00%	1	0.34%	5	1.68%	0	0.00%
Canvass	0	0.00%	0	0.00%	0	0.00%	0	0.00%	0	0.00%	0	0.00%	0	0.00%
Total	0	0.00%	4	1.24%	18	5.57%	0	0.00%	1	0.31%	5	1.55%	0	0.00%
0045427														
Election Day	0	0.00%	0	0.00%	1	7.14%	0	0.00%	0	0.00%	0	0.00%	0	0.00%
Vote by Mail	0	0.00%	0	0.00%	14	10.94%	0	0.00%	1	0.78%	0	0.00%	0	0.00%
Canvass	0	0.00%	0	0.00%	0	0.00%	0	0.00%	0	0.00%	0	0.00%	0	0.00%
Total	0	0.00%	0	0.00%	15	10.49%	0	0.00%	1	0.70%	0	0.00%	0	0.00%
0045482														
Election Day	0	0.00%	0	0.00%	0	0.00%	0	0.00%	0	0.00%	0	0.00%	0	0.00%
Vote by Mail	1	0.19%	1	0.19%	40	7.48%	3	0.56%	3	0.56%	5	0.93%	0	0.00%
Canvass	0	0.00%	0	0.00%	0	0.00%	0	0.00%	0	0.00%	0	0.00%	0	0.00%
Total	1	0.18%	1	0.18%	40	7.05%	3	0.53%	3	0.53%	5	0.88%	0	0.00%
0045511														
Election Day	0	0.00%	0	0.00%	0	0.00%	0	0.00%	0	0.00%	0	0.00%	0	0.00%
Vote by Mail	1	1.10%	0	0.00%	11	12.09%	0	0.00%	0	0.00%	1	1.10%	0	0.00%
Canvass	0		0		0		0		0		0		0	
Total	1	0.98%	0	0.00%	11	10.78%	0	0.00%	0	0.00%	1	0.98%	0	0.00%
0045548														
Election Day	0	0.00%	0	0.00%	1	5.26%	0	0.00%	0	0.00%	0	0.00%	0	0.00%
Vote by Mail	0	0.00%	0	0.00%	11	4.95%	0	0.00%	2	0.90%	3	1.35%	2	0.90%
Canvass	0	0.00%	0	0.00%	0	0.00%	0	0.00%	0	0.00%	0	0.00%	0	0.00%
Total	0	0.00%	0	0.00%	12	4.94%	0	0.00%	2	0.82%	3	1.23%	2	0.82%

Precinct	JENNY RAE LE ROUX (REP)		DAVID LOZANO (REP)		STEVE CHAVEZ LODGE (REP)		MICHAEL LOEBBS (NPP)		DENIS LUCEY (NPP)		DIEGO MARTINEZ (REP)		JEREMIAH "JEREMY" MARCINIAK (NPP)	
0045314														
Election Day	0	0.00%	0	0.00%	0	0.00%	0	0.00%	0	0.00%	0	0.00%	0	0.00%
Vote by Mail	0	0.00%	2	0.68%	0	0.00%	1	0.34%	0	0.00%	2	0.68%	1	0.34%
Canvass	0	0.00%	0	0.00%	0	0.00%	0	0.00%	0	0.00%	0	0.00%	0	0.00%
Total	0	0.00%	2	0.60%	0	0.00%	1	0.30%	0	0.00%	2	0.60%	1	0.30%
0045418														
Election Day	0	0.00%	0	0.00%	0	0.00%	0	0.00%	0	0.00%	0	0.00%	0	0.00%
Vote by Mail	0	0.00%	0	0.00%	0	0.00%	5	1.68%	0	0.00%	1	0.34%	1	0.34%
Canvass	0	0.00%	0	0.00%	0	0.00%	0	0.00%	0	0.00%	0	0.00%	0	0.00%
Total	0	0.00%	0	0.00%	0	0.00%	5	1.55%	0	0.00%	1	0.31%	1	0.31%
0045427														
Election Day	0	0.00%	0	0.00%	0	0.00%	2	14.29%	0	0.00%	0	0.00%	0	0.00%
Vote by Mail	2	1.56%	0	0.00%	3	2.34%	3	2.34%	2	1.56%	2	1.56%	0	0.00%
Canvass	0	0.00%	0	0.00%	0	0.00%	0	0.00%	0	0.00%	0	0.00%	0	0.00%
Total	2	1.40%	0	0.00%	3	2.10%	5	3.50%	2	1.40%	2	1.40%	0	0.00%
0045482														
Election Day	0	0.00%	0	0.00%	0	0.00%	0	0.00%	0	0.00%	0	0.00%	0	0.00%
Vote by Mail	0	0.00%	2	0.37%	0	0.00%	2	0.37%	1	0.19%	1	0.19%	1	0.19%
Canvass	0	0.00%	0	0.00%	0	0.00%	0	0.00%	0	0.00%	0	0.00%	0	0.00%
Total	0	0.00%	2	0.35%	0	0.00%	2	0.35%	1	0.18%	1	0.18%	1	0.18%
0045511														
Election Day	0	0.00%	0	0.00%	0	0.00%	0	0.00%	0	0.00%	0	0.00%	0	0.00%
Vote by Mail	0	0.00%	0	0.00%	0	0.00%	1	1.10%	0	0.00%	0	0.00%	0	0.00%
Canvass	0		0		0		0		0		0		0	
Total	0	0.00%	0	0.00%	0	0.00%	1	0.98%	0	0.00%	0	0.00%	0	0.00%
0045548														
Election Day	0	0.00%	0	0.00%	0	0.00%	0	0.00%	0	0.00%	0	0.00%	0	0.00%
Vote by Mail	5	2.25%	1	0.45%	0	0.00%	5	2.25%	0	0.00%	3	1.35%	0	0.00%
Canvass	0	0.00%	0	0.00%	0	0.00%	0	0.00%	0	0.00%	0	0.00%	0	0.00%
Total	5	2.06%	1	0.41%	0	0.00%	5	2.06%	0	0.00%	3	1.23%	0	0.00%

Precinct	DANIEL MERCURI (REP)		JACQUELINE MCGOWAN (DEM)		DAVID MOORE (NPP)		DAVID ALEXANDER BRAMANTE (REP)		HOLLY L. BAADE (DEM)		ANGELYNE (NPP)		JAMES G. HANINK (NPP)	
0045314														
Election Day	0	0.00%	1	3.45%	1	3.45%	1	3.45%	1	3.45%	0	0.00%	0	0.00%
Vote by Mail	0	0.00%	18	6.12%	2	0.68%	0	0.00%	0	0.00%	1	0.34%	0	0.00%
Canvass	0	0.00%	0	0.00%	0	0.00%	0	0.00%	0	0.00%	0	0.00%	0	0.00%
Total	0	0.00%	19	5.74%	3	0.91%	1	0.30%	1	0.30%	1	0.30%	0	0.00%
0045418														
Election Day	0	0.00%	1	4.76%	0	0.00%	0	0.00%	0	0.00%	0	0.00%	0	0.00%
Vote by Mail	0	0.00%	11	3.70%	0	0.00%	0	0.00%	10	3.37%	0	0.00%	0	0.00%
Canvass	0	0.00%	0	0.00%	0	0.00%	0	0.00%	0	0.00%	0	0.00%	0	0.00%
Total	0	0.00%	12	3.72%	0	0.00%	0	0.00%	10	3.10%	0	0.00%	0	0.00%
0045427														
Election Day	0	0.00%	0	0.00%	0	0.00%	0	0.00%	0	0.00%	0	0.00%	0	0.00%
Vote by Mail	0	0.00%	11	8.59%	0	0.00%	0	0.00%	0	0.00%	0	0.00%	0	0.00%
Canvass	0	0.00%	0	0.00%	0	0.00%	0	0.00%	0	0.00%	0	0.00%	0	0.00%
Total	0	0.00%	11	7.69%	0	0.00%	0	0.00%	0	0.00%	0	0.00%	0	0.00%
0045482														
Election Day	0	0.00%	1	3.33%	1	3.33%	0	0.00%	0	0.00%	0	0.00%	1	3.33%
Vote by Mail	1	0.19%	31	5.79%	10	1.87%	1	0.19%	5	0.93%	7	1.31%	1	0.19%
Canvass	0	0.00%	0	0.00%	0	0.00%	0	0.00%	0	0.00%	0	0.00%	0	0.00%
Total	1	0.18%	32	5.64%	11	1.94%	1	0.18%	5	0.88%	7	1.23%	2	0.35%
0045511														
Election Day	0	0.00%	0	0.00%	0	0.00%	0	0.00%	0	0.00%	0	0.00%	0	0.00%
Vote by Mail	0	0.00%	7	7.69%	0	0.00%	1	1.10%	1	1.10%	0	0.00%	0	0.00%
Canvass	0		0		0		0		0		0		0	
Total	0	0.00%	7	6.86%	0	0.00%	1	0.98%	1	0.98%	0	0.00%	0	0.00%
0045548														
Election Day	0	0.00%	0	0.00%	0	0.00%	0	0.00%	0	0.00%	0	0.00%	0	0.00%
Vote by Mail	0	0.00%	9	4.05%	1	0.45%	0	0.00%	3	1.35%	0	0.00%	0	0.00%
Canvass	0	0.00%	0	0.00%	1	50.00%	0	0.00%	0	0.00%	0	0.00%	0	0.00%
Total	0	0.00%	9	3.70%	2	0.82%	0	0.00%	3	1.23%	0	0.00%	0	0.00%

Precinct	DAVID HILLBERG (REP)		JEFF HEWITT (LIB)		JOHN R. DRAKE (DEM)		LARRY A. ELDER (REP)		KEVIN PAFFRATH (DEM)		ADAM PAPAGAN (NPP)		ARMANDO "MANDO" PEREZ- SERRATO (DEM)	
0045314														
Election Day	0	0.00%	0	0.00%	2	6.90%	15	51.72%	4	13.79%	0	0.00%	0	0.00%
Vote by Mail	0	0.00%	1	0.34%	3	1.02%	83	28.23%	47	15.99%	0	0.00%	12	4.08%
Canvass	0	0.00%	0	0.00%	0	0.00%	4	50.00%	0	0.00%	0	0.00%	0	0.00%
Total	0	0.00%	1	0.30%	5	1.51%	102	30.82%	51	15.41%	0	0.00%	12	3.63%
0045418														
Election Day	0	0.00%	0	0.00%	0	0.00%	15	71.43%	0	0.00%	0	0.00%	0	0.00%
Vote by Mail	0	0.00%	2	0.67%	3	1.01%	104	35.02%	23	7.74%	3	1.01%	9	3.03%
Canvass	0	0.00%	0	0.00%	0	0.00%	4	80.00%	1	20.00%	0	0.00%	0	0.00%
Total	0	0.00%	2	0.62%	3	0.93%	123	38.08%	24	7.43%	3	0.93%	9	2.79%
0045427														
Election Day	0	0.00%	0	0.00%	0	0.00%	8	57.14%	0	0.00%	0	0.00%	0	0.00%
Vote by Mail	1	0.78%	0	0.00%	2	1.56%	45	35.16%	5	3.91%	0	0.00%	4	3.13%
Canvass	0	0.00%	0	0.00%	0	0.00%	1	100.00%	0	0.00%	0	0.00%	0	0.00%
Total	1	0.70%	0	0.00%	2	1.40%	54	37.76%	5	3.50%	0	0.00%	4	2.80%
0045482														
Election Day	1	3.33%	0	0.00%	2	6.67%	15	50.00%	0	0.00%	0	0.00%	1	3.33%
Vote by Mail	0	0.00%	6	1.12%	5	0.93%	157	29.35%	75	14.02%	0	0.00%	13	2.43%
Canvass	0	0.00%	0	0.00%	0	0.00%	1	50.00%	0	0.00%	0	0.00%	1	50.00%
Total	1	0.18%	6	1.06%	7	1.23%	173	30.51%	75	13.23%	0	0.00%	15	2.65%
0045511														
Election Day	0	0.00%	0	0.00%	0	0.00%	8	72.73%	0	0.00%	0	0.00%	0	0.00%
Vote by Mail	0	0.00%	0	0.00%	0	0.00%	38	41.76%	5	5.49%	0	0.00%	1	1.10%
Canvass	0		0		0		0		0		0		0	
Total	0	0.00%	0	0.00%	0	0.00%	46	45.10%	5	4.90%	0	0.00%	1	0.98%
0045548														
Election Day	0	0.00%	0	0.00%	1	5.26%	10	52.63%	0	0.00%	0	0.00%	1	5.26%
Vote by Mail	1	0.45%	2	0.90%	1	0.45%	77	34.68%	17	7.66%	0	0.00%	5	2.25%
Canvass	0	0.00%	0	0.00%	0	0.00%	0	0.00%	0	0.00%	0	0.00%	0	0.00%
Total	1	0.41%	2	0.82%	2	0.82%	87	35.80%	17	7.00%	0	0.00%	6	2.47%

Precinct	JOHN COX (REP)		HEATHER COLLINS (G-P)		DANIEL WATTS (DEM)		NICKOLAS WILDSTAR (REP)		SARAH STEPHENS (REP)		DENVER STONER (REP)		JOE M. SYMMON (REP)	
0045314														
Election Day	0	0.00%	0	0.00%	0	0.00%	0	0.00%	0	0.00%	0	0.00%	0	0.00%
Vote by Mail	8	2.72%	6	2.04%	11	3.74%	0	0.00%	0	0.00%	4	1.36%	0	0.00%
Canvass	0	0.00%	1	12.50%	0	0.00%	0	0.00%	0	0.00%	0	0.00%	0	0.00%
Total	8	2.42%	7	2.11%	11	3.32%	0	0.00%	0	0.00%	4	1.21%	0	0.00%
0045418														
Election Day	0	0.00%	0	0.00%	1	4.76%	0	0.00%	0	0.00%	0	0.00%	0	0.00%
Vote by Mail	13	4.38%	4	1.35%	7	2.36%	0	0.00%	2	0.67%	0	0.00%	0	0.00%
Canvass	0	0.00%	0	0.00%	0	0.00%	0	0.00%	0	0.00%	0	0.00%	0	0.00%
Total	13	4.02%	4	1.24%	8	2.48%	0	0.00%	2	0.62%	0	0.00%	0	0.00%
0045427														
Election Day	0	0.00%	0	0.00%	0	0.00%	0	0.00%	0	0.00%	0	0.00%	0	0.00%
Vote by Mail	3	2.34%	1	0.78%	2	1.56%	0	0.00%	1	0.78%	0	0.00%	0	0.00%
Canvass	0	0.00%	0	0.00%	0	0.00%	0	0.00%	0	0.00%	0	0.00%	0	0.00%
Total	3	2.10%	1	0.70%	2	1.40%	0	0.00%	1	0.70%	0	0.00%	0	0.00%
0045482														
Election Day	0	0.00%	0	0.00%	0	0.00%	0	0.00%	0	0.00%	0	0.00%	0	0.00%
Vote by Mail	17	3.18%	11	2.06%	12	2.24%	0	0.00%	0	0.00%	0	0.00%	0	0.00%
Canvass	0	0.00%	0	0.00%	0	0.00%	0	0.00%	0	0.00%	0	0.00%	0	0.00%
Total	17	3.00%	11	1.94%	12	2.12%	0	0.00%	0	0.00%	0	0.00%	0	0.00%
0045511														
Election Day	0	0.00%	0	0.00%	0	0.00%	0	0.00%	0	0.00%	0	0.00%	0	0.00%
Vote by Mail	1	1.10%	1	1.10%	4	4.40%	0	0.00%	0	0.00%	0	0.00%	0	0.00%
Canvass	0		0		0		0		0		0		0	
Total	1	0.98%	1	0.98%	4	3.92%	0	0.00%	0	0.00%	0	0.00%	0	0.00%
0045548														
Election Day	0	0.00%	0	0.00%	0	0.00%	0	0.00%	0	0.00%	0	0.00%	0	0.00%
Vote by Mail	14	6.31%	2	0.90%	5	2.25%	0	0.00%	0	0.00%	1	0.45%	0	0.00%
Canvass	0	0.00%	0	0.00%	0	0.00%	0	0.00%	0	0.00%	0	0.00%	0	0.00%
Total	14	5.76%	2	0.82%	5	2.06%	0	0.00%	0	0.00%	1	0.41%	0	0.00%

Precinct	MAJOR SINGH (NPP)		DOUG OSE (REP)		Write-in		Total Votes	ROXANNE Qualified Write In		STACY SMITH Qualified Write In		MAJOR WILLIAMS Qualified Write In	
0045314													
Election Day	0	0.00%	0	0.00%	0	0.00%	29	0	0.00%	0	0.00%	0	0.00%
Vote by Mail	1	0.34%	0	0.00%	0	0.00%	294	0	0.00%	0	0.00%	0	0.00%
Canvass	0	0.00%	0	0.00%	0	0.00%	8	0	0.00%	0	0.00%	0	0.00%
Total	1	0.30%	0	0.00%	0	0.00%	331	0	0.00%	0	0.00%	0	0.00%
0045418													
Election Day	0	0.00%	1	4.76%	0	0.00%	21	0	0.00%	0	0.00%	0	0.00%
Vote by Mail	0	0.00%	3	1.01%	0	0.00%	297	0	0.00%	0	0.00%	0	0.00%
Canvass	0	0.00%	0	0.00%	0	0.00%	5	0	0.00%	0	0.00%	0	0.00%
Total	0	0.00%	4	1.24%	0	0.00%	323	0	0.00%	0	0.00%	0	0.00%
0045427													
Election Day	0	0.00%	0	0.00%	0	0.00%	14	0	0.00%	0	0.00%	0	0.00%
Vote by Mail	0	0.00%	0	0.00%	0	0.00%	128	0	0.00%	0	0.00%	0	0.00%
Canvass	0	0.00%	0	0.00%	0	0.00%	1	0	0.00%	0	0.00%	0	0.00%
Total	0	0.00%	0	0.00%	0	0.00%	143	0	0.00%	0	0.00%	0	0.00%
0045482													
Election Day	0	0.00%	0	0.00%	1	3.33%	30	0	0.00%	0	0.00%	1	3.33%
Vote by Mail	1	0.19%	6	1.12%	0	0.00%	535	0	0.00%	0	0.00%	0	0.00%
Canvass	0	0.00%	0	0.00%	0	0.00%	2	0	0.00%	0	0.00%	0	0.00%
Total	1	0.18%	6	1.06%	1	0.18%	567	0	0.00%	0	0.00%	1	0.18%
0045511													
Election Day	0	0.00%	0	0.00%	0	0.00%	11	0	0.00%	0	0.00%	0	0.00%
Vote by Mail	0	0.00%	2	2.20%	0	0.00%	91	0	0.00%	0	0.00%	0	0.00%
Canvass	0		0		0		0	0		0		0	
Total	0	0.00%	2	1.96%	0	0.00%	102	0	0.00%	0	0.00%	0	0.00%
0045548													
Election Day	0	0.00%	0	0.00%	0	0.00%	19	0	0.00%	0	0.00%	0	0.00%
Vote by Mail	2	0.90%	2	0.90%	0	0.00%	222	0	0.00%	0	0.00%	0	0.00%
Canvass	0	0.00%	0	0.00%	0	0.00%	2	0	0.00%	0	0.00%	0	0.00%
Total	2	0.82%	2	0.82%	0	0.00%	243	0	0.00%	0	0.00%	0	0.00%

Precinct	THUY E. HUGENS Qualified Write In		MIKI HABRYN Qualified Write In		VINCE LUNDGREN Qualified Write In		VIVEK B. MOHAN Qualified Write In	
0045314								
Election Day	0	0.00%	0	0.00%	0	0.00%	0	0.00%
Vote by Mail	0	0.00%	0	0.00%	0	0.00%	0	0.00%
Canvass	0	0.00%	0	0.00%	0	0.00%	0	0.00%
Total	0	0.00%	0	0.00%	0	0.00%	0	0.00%
0045418								
Election Day	0	0.00%	0	0.00%	0	0.00%	0	0.00%
Vote by Mail	0	0.00%	0	0.00%	0	0.00%	0	0.00%
Canvass	0	0.00%	0	0.00%	0	0.00%	0	0.00%
Total	0	0.00%	0	0.00%	0	0.00%	0	0.00%
0045427								
Election Day	0	0.00%	0	0.00%	0	0.00%	0	0.00%
Vote by Mail	0	0.00%	0	0.00%	0	0.00%	0	0.00%
Canvass	0	0.00%	0	0.00%	0	0.00%	0	0.00%
Total	0	0.00%	0	0.00%	0	0.00%	0	0.00%
0045482								
Election Day	0	0.00%	0	0.00%	0	0.00%	0	0.00%
Vote by Mail	0	0.00%	0	0.00%	0	0.00%	0	0.00%
Canvass	0	0.00%	0	0.00%	0	0.00%	0	0.00%
Total	0	0.00%	0	0.00%	0	0.00%	0	0.00%
0045511								
Election Day	0	0.00%	0	0.00%	0	0.00%	0	0.00%
Vote by Mail	0	0.00%	0	0.00%	0	0.00%	0	0.00%
Canvass	0		0		0		0	
Total	0	0.00%	0	0.00%	0	0.00%	0	0.00%
0045548								
Election Day	0	0.00%	0	0.00%	0	0.00%	0	0.00%
Vote by Mail	0	0.00%	0	0.00%	0	0.00%	0	0.00%
Canvass	0	0.00%	0	0.00%	0	0.00%	0	0.00%
Total	0	0.00%	0	0.00%	0	0.00%	0	0.00%

Precinct	Times Cast	Registered Voters	Undervotes	Overvotes
0045624				
Election Day	23	1,601	6	0
Vote by Mail	672	1,601	343	5
Canvass	1	1,601	0	0
Total	696	1,601	349	5
0045670				
Election Day	16	1,979	7	0
Vote by Mail	902	1,979	465	4
Canvass	6	1,979	3	0
Total	924	1,979	475	4
0045701				
Election Day	16	1,580	3	0
Vote by Mail	833	1,580	447	7
Canvass	8	1,580	2	0
Total	857	1,580	452	7
0045736				
Election Day	8	1,261	1	0
Vote by Mail	497	1,261	269	7
Canvass	1	1,261	0	0
Total	506	1,261	270	7
0045774				
Election Day	0	8	0	0
Vote by Mail	5	8	0	0
Canvass	1	8	1	0
Total	6	8	1	0
0045847				
Election Day	17	1,174	3	0
Vote by Mail	494	1,174	311	4
Canvass	1	1,174	0	0
Total	512	1,174	314	4

Precinct	DAN KAPELOVITZ (G-P)		KEVIN K. KAUL (NPP)	
0045624				
Election Day	0	0.00%	0	0.00%
Vote by Mail	2	0.62%	0	0.00%
Canvass	0	0.00%	0	0.00%
Total	2	0.58%	0	0.00%
0045670				
Election Day	0	0.00%	0	0.00%
Vote by Mail	2	0.46%	1	0.23%
Canvass	0	0.00%	0	0.00%
Total	2	0.45%	1	0.22%
0045701				
Election Day	0	0.00%	0	0.00%
Vote by Mail	1	0.26%	0	0.00%
Canvass	0	0.00%	0	0.00%
Total	1	0.25%	0	0.00%
0045736				
Election Day	0	0.00%	0	0.00%
Vote by Mail	0	0.00%	0	0.00%
Canvass	0	0.00%	0	0.00%
Total	0	0.00%	0	0.00%
0045774				
Election Day	0		0	
Vote by Mail	0	0.00%	0	0.00%
Canvass	0		0	
Total	0	0.00%	0	0.00%
0045847				
Election Day	0	0.00%	0	0.00%
Vote by Mail	1	0.56%	0	0.00%
Canvass	0	0.00%	0	0.00%
Total	1	0.52%	0	0.00%

Precinct	CHAUNCEY "SLIM" KILLENS (REP)		KEVIN KILEY (REP)		PATRICK KILPATRICK (DEM)		ANTHONY TRIMINO (REP)		JOEL VENTRESCA (DEM)		KEVIN L. FAULCONER (REP)		RHONDA FURIN (REP)	
0045624														
Election Day	0	0.00%	1	5.88%	0	0.00%	0	0.00%	1	5.88%	0	0.00%	0	0.00%
Vote by Mail	0	0.00%	23	7.10%	0	0.00%	0	0.00%	11	3.40%	21	6.48%	0	0.00%
Canvass	0	0.00%	0	0.00%	0	0.00%	0	0.00%	0	0.00%	0	0.00%	0	0.00%
Total	0	0.00%	24	7.02%	0	0.00%	0	0.00%	12	3.51%	21	6.14%	0	0.00%
0045670														
Election Day	0	0.00%	1	11.11%	1	11.11%	0	0.00%	3	33.33%	0	0.00%	0	0.00%
Vote by Mail	0	0.00%	16	3.70%	7	1.62%	0	0.00%	29	6.70%	18	4.16%	0	0.00%
Canvass	0	0.00%	0	0.00%	0	0.00%	0	0.00%	0	0.00%	0	0.00%	0	0.00%
Total	0	0.00%	17	3.82%	8	1.80%	0	0.00%	32	7.19%	18	4.04%	0	0.00%
0045701														
Election Day	0	0.00%	0	0.00%	0	0.00%	0	0.00%	1	7.69%	1	7.69%	0	0.00%
Vote by Mail	0	0.00%	19	5.01%	0	0.00%	2	0.53%	31	8.18%	33	8.71%	0	0.00%
Canvass	0	0.00%	0	0.00%	0	0.00%	0	0.00%	0	0.00%	0	0.00%	0	0.00%
Total	0	0.00%	19	4.77%	0	0.00%	2	0.50%	32	8.04%	34	8.54%	0	0.00%
0045736														
Election Day	0	0.00%	0	0.00%	0	0.00%	0	0.00%	0	0.00%	0	0.00%	0	0.00%
Vote by Mail	0	0.00%	14	6.33%	6	2.71%	0	0.00%	12	5.43%	18	8.14%	0	0.00%
Canvass	0	0.00%	0	0.00%	0	0.00%	0	0.00%	0	0.00%	0	0.00%	0	0.00%
Total	0	0.00%	14	6.11%	6	2.62%	0	0.00%	12	5.24%	18	7.86%	0	0.00%
0045774														
Election Day	0		0		0		0		0		0		0	
Vote by Mail	0	0.00%	0	0.00%	0	0.00%	0	0.00%	0	0.00%	0	0.00%	0	0.00%
Canvass	0		0		0		0		0		0		0	
Total	0	0.00%	0	0.00%	0	0.00%	0	0.00%	0	0.00%	0	0.00%	0	0.00%
0045847														
Election Day	0	0.00%	0	0.00%	1	7.14%	0	0.00%	0	0.00%	0	0.00%	0	0.00%
Vote by Mail	0	0.00%	9	5.03%	4	2.23%	0	0.00%	8	4.47%	4	2.23%	1	0.56%
Canvass	0	0.00%	0	0.00%	0	0.00%	0	0.00%	0	0.00%	0	0.00%	0	0.00%
Total	0	0.00%	9	4.64%	5	2.58%	0	0.00%	8	4.12%	4	2.06%	1	0.52%

Precinct	ROBERT C. NEWMAN II (REP)		DENNIS RICHTER (NPP)		BRANDON M. ROSS (DEM)		SAM L. GALLUCCI (REP)		TED GAINES (REP)		CAITLYN JENNER (REP)		LEO S. ZACKY (REP)	
0045624														
Election Day	0	0.00%	0	0.00%	0	0.00%	0	0.00%	0	0.00%	0	0.00%	0	0.00%
Vote by Mail	0	0.00%	1	0.31%	28	8.64%	2	0.62%	3	0.93%	1	0.31%	0	0.00%
Canvass	0	0.00%	0	0.00%	0	0.00%	0	0.00%	0	0.00%	0	0.00%	0	0.00%
Total	0	0.00%	1	0.29%	28	8.19%	2	0.58%	3	0.88%	1	0.29%	0	0.00%
0045670														
Election Day	0	0.00%	0	0.00%	0	0.00%	0	0.00%	0	0.00%	0	0.00%	0	0.00%
Vote by Mail	2	0.46%	0	0.00%	27	6.24%	2	0.46%	5	1.15%	5	1.15%	2	0.46%
Canvass	0	0.00%	0	0.00%	0	0.00%	0	0.00%	0	0.00%	0	0.00%	0	0.00%
Total	2	0.45%	0	0.00%	27	6.07%	2	0.45%	5	1.12%	5	1.12%	2	0.45%
0045701														
Election Day	0	0.00%	0	0.00%	1	7.69%	0	0.00%	0	0.00%	0	0.00%	0	0.00%
Vote by Mail	1	0.26%	0	0.00%	26	6.86%	1	0.26%	6	1.58%	10	2.64%	0	0.00%
Canvass	0	0.00%	0	0.00%	0	0.00%	0	0.00%	0	0.00%	0	0.00%	0	0.00%
Total	1	0.25%	0	0.00%	27	6.78%	1	0.25%	6	1.51%	10	2.51%	0	0.00%
0045736														
Election Day	0	0.00%	0	0.00%	1	14.29%	0	0.00%	0	0.00%	0	0.00%	0	0.00%
Vote by Mail	1	0.45%	0	0.00%	16	7.24%	3	1.36%	2	0.90%	4	1.81%	1	0.45%
Canvass	0	0.00%	0	0.00%	0	0.00%	0	0.00%	0	0.00%	0	0.00%	0	0.00%
Total	1	0.44%	0	0.00%	17	7.42%	3	1.31%	2	0.87%	4	1.75%	1	0.44%
0045774														
Election Day	0		0		0		0		0		0		0	
Vote by Mail	0	0.00%	0	0.00%	0	0.00%	0	0.00%	0	0.00%	0	0.00%	0	0.00%
Canvass	0		0		0		0		0		0		0	
Total	0	0.00%	0	0.00%	0	0.00%	0	0.00%	0	0.00%	0	0.00%	0	0.00%
0045847														
Election Day	0	0.00%	0	0.00%	1	7.14%	0	0.00%	0	0.00%	0	0.00%	0	0.00%
Vote by Mail	1	0.56%	1	0.56%	19	10.61%	1	0.56%	0	0.00%	2	1.12%	0	0.00%
Canvass	0	0.00%	0	0.00%	0	0.00%	0	0.00%	0	0.00%	0	0.00%	0	0.00%
Total	1	0.52%	1	0.52%	20	10.31%	1	0.52%	0	0.00%	2	1.03%	0	0.00%

Precinct	JENNY RAE LE ROUX (REP)		DAVID LOZANO (REP)		STEVE CHAVEZ LODGE (REP)		MICHAEL LOEBBS (NPP)		DENIS LUCEY (NPP)		DIEGO MARTINEZ (REP)		JEREMIAH "JEREMY" MARCINIAK (NPP)	
0045624														
Election Day	0	0.00%	0	0.00%	0	0.00%	0	0.00%	0	0.00%	0	0.00%	0	0.00%
Vote by Mail	1	0.31%	0	0.00%	0	0.00%	1	0.31%	0	0.00%	1	0.31%	0	0.00%
Canvass	0	0.00%	0	0.00%	0	0.00%	0	0.00%	0	0.00%	0	0.00%	0	0.00%
Total	1	0.29%	0	0.00%	0	0.00%	1	0.29%	0	0.00%	1	0.29%	0	0.00%
0045670														
Election Day	0	0.00%	0	0.00%	0	0.00%	0	0.00%	0	0.00%	0	0.00%	0	0.00%
Vote by Mail	0	0.00%	0	0.00%	3	0.69%	1	0.23%	0	0.00%	1	0.23%	0	0.00%
Canvass	0	0.00%	0	0.00%	0	0.00%	0	0.00%	0	0.00%	0	0.00%	0	0.00%
Total	0	0.00%	0	0.00%	3	0.67%	1	0.22%	0	0.00%	1	0.22%	0	0.00%
0045701														
Election Day	1	7.69%	0	0.00%	0	0.00%	0	0.00%	0	0.00%	0	0.00%	0	0.00%
Vote by Mail	0	0.00%	1	0.26%	0	0.00%	2	0.53%	0	0.00%	1	0.26%	0	0.00%
Canvass	0	0.00%	0	0.00%	0	0.00%	0	0.00%	0	0.00%	0	0.00%	0	0.00%
Total	1	0.25%	1	0.25%	0	0.00%	2	0.50%	0	0.00%	1	0.25%	0	0.00%
0045736														
Election Day	0	0.00%	0	0.00%	0	0.00%	0	0.00%	0	0.00%	0	0.00%	0	0.00%
Vote by Mail	0	0.00%	2	0.90%	2	0.90%	2	0.90%	0	0.00%	0	0.00%	4	1.81%
Canvass	0	0.00%	0	0.00%	0	0.00%	0	0.00%	0	0.00%	0	0.00%	0	0.00%
Total	0	0.00%	2	0.87%	2	0.87%	2	0.87%	0	0.00%	0	0.00%	4	1.75%
0045774														
Election Day	0		0		0		0		0		0		0	
Vote by Mail	0	0.00%	0	0.00%	0	0.00%	0	0.00%	0	0.00%	0	0.00%	0	0.00%
Canvass	0		0		0		0		0		0		0	
Total	0	0.00%	0	0.00%	0	0.00%	0	0.00%	0	0.00%	0	0.00%	0	0.00%
0045847														
Election Day	0	0.00%	0	0.00%	0	0.00%	0	0.00%	0	0.00%	0	0.00%	0	0.00%
Vote by Mail	0	0.00%	1	0.56%	0	0.00%	6	3.35%	0	0.00%	0	0.00%	0	0.00%
Canvass	0	0.00%	0	0.00%	0	0.00%	0	0.00%	0	0.00%	0	0.00%	0	0.00%
Total	0	0.00%	1	0.52%	0	0.00%	6	3.09%	0	0.00%	0	0.00%	0	0.00%

Precinct	DANIEL MERCURI (REP)		JACQUELINE MCGOWAN (DEM)		DAVID MOORE (NPP)		DAVID ALEXANDER BRAMANTE (REP)		HOLLY L. BAADE (DEM)		ANGELYNE (NPP)		JAMES G. HANINK (NPP)	
0045624														
Election Day	0	0.00%	0	0.00%	0	0.00%	0	0.00%	1	5.88%	0	0.00%	0	0.00%
Vote by Mail	0	0.00%	18	5.56%	1	0.31%	1	0.31%	0	0.00%	1	0.31%	0	0.00%
Canvass	0	0.00%	0	0.00%	0	0.00%	0	0.00%	0	0.00%	0	0.00%	0	0.00%
Total	0	0.00%	18	5.26%	1	0.29%	1	0.29%	1	0.29%	1	0.29%	0	0.00%
0045670														
Election Day	0	0.00%	1	11.11%	0	0.00%	0	0.00%	0	0.00%	0	0.00%	0	0.00%
Vote by Mail	0	0.00%	27	6.24%	1	0.23%	0	0.00%	8	1.85%	0	0.00%	1	0.23%
Canvass	0	0.00%	0	0.00%	0	0.00%	0	0.00%	0	0.00%	0	0.00%	0	0.00%
Total	0	0.00%	28	6.29%	1	0.22%	0	0.00%	8	1.80%	0	0.00%	1	0.22%
0045701														
Election Day	0	0.00%	1	7.69%	0	0.00%	0	0.00%	0	0.00%	0	0.00%	0	0.00%
Vote by Mail	1	0.26%	15	3.96%	0	0.00%	0	0.00%	8	2.11%	3	0.79%	0	0.00%
Canvass	0	0.00%	0	0.00%	0	0.00%	0	0.00%	0	0.00%	0	0.00%	0	0.00%
Total	1	0.25%	16	4.02%	0	0.00%	0	0.00%	8	2.01%	3	0.75%	0	0.00%
0045736														
Election Day	0	0.00%	0	0.00%	0	0.00%	0	0.00%	0	0.00%	0	0.00%	0	0.00%
Vote by Mail	0	0.00%	8	3.62%	2	0.90%	1	0.45%	2	0.90%	0	0.00%	1	0.45%
Canvass	0	0.00%	0	0.00%	0	0.00%	0	0.00%	0	0.00%	0	0.00%	0	0.00%
Total	0	0.00%	8	3.49%	2	0.87%	1	0.44%	2	0.87%	0	0.00%	1	0.44%
0045774														
Election Day	0		0		0		0		0		0		0	
Vote by Mail	0	0.00%	0	0.00%	0	0.00%	0	0.00%	5	100.00%	0	0.00%	0	0.00%
Canvass	0		0		0		0		0		0		0	
Total	0	0.00%	0	0.00%	0	0.00%	0	0.00%	5	100.00%	0	0.00%	0	0.00%
0045847														
Election Day	0	0.00%	0	0.00%	0	0.00%	0	0.00%	0	0.00%	0	0.00%	0	0.00%
Vote by Mail	0	0.00%	7	3.91%	0	0.00%	0	0.00%	2	1.12%	0	0.00%	2	1.12%
Canvass	0	0.00%	0	0.00%	0	0.00%	0	0.00%	0	0.00%	0	0.00%	0	0.00%
Total	0	0.00%	7	3.61%	0	0.00%	0	0.00%	2	1.03%	0	0.00%	2	1.03%

Precinct	DAVID HILLBERG (REP)		JEFF HEWITT (LIB)		JOHN R. DRAKE (DEM)		LARRY A. ELDER (REP)		KEVIN PAFFRATH (DEM)		ADAM PAPAGAN (NPP)		ARMANDO "MANDO" PEREZ- SERRATO (DEM)	
0045624														
Election Day	0	0.00%	0	0.00%	0	0.00%	11	64.71%	3	17.65%	0	0.00%	0	0.00%
Vote by Mail	0	0.00%	1	0.31%	1	0.31%	123	37.96%	31	9.57%	0	0.00%	18	5.56%
Canvass	0	0.00%	0	0.00%	0	0.00%	1	100.00%	0	0.00%	0	0.00%	0	0.00%
Total	0	0.00%	1	0.29%	1	0.29%	135	39.47%	34	9.94%	0	0.00%	18	5.26%
0045670														
Election Day	0	0.00%	0	0.00%	0	0.00%	2	22.22%	0	0.00%	0	0.00%	1	11.11%
Vote by Mail	0	0.00%	2	0.46%	3	0.69%	165	38.11%	39	9.01%	0	0.00%	22	5.08%
Canvass	0	0.00%	0	0.00%	0	0.00%	3	100.00%	0	0.00%	0	0.00%	0	0.00%
Total	0	0.00%	2	0.45%	3	0.67%	170	38.20%	39	8.76%	0	0.00%	23	5.17%
0045701														
Election Day	0	0.00%	0	0.00%	1	7.69%	7	53.85%	0	0.00%	0	0.00%	0	0.00%
Vote by Mail	0	0.00%	2	0.53%	6	1.58%	121	31.93%	53	13.98%	0	0.00%	5	1.32%
Canvass	0	0.00%	0	0.00%	0	0.00%	5	83.33%	0	0.00%	0	0.00%	1	16.67%
Total	0	0.00%	2	0.50%	7	1.76%	133	33.42%	53	13.32%	0	0.00%	6	1.51%
0045736														
Election Day	0	0.00%	0	0.00%	0	0.00%	5	71.43%	0	0.00%	0	0.00%	0	0.00%
Vote by Mail	0	0.00%	1	0.45%	1	0.45%	72	32.58%	19	8.60%	0	0.00%	2	0.90%
Canvass	0	0.00%	0	0.00%	0	0.00%	0	0.00%	0	0.00%	0	0.00%	0	0.00%
Total	0	0.00%	1	0.44%	1	0.44%	77	33.62%	19	8.30%	0	0.00%	2	0.87%
0045774														
Election Day	0		0		0		0		0		0		0	
Vote by Mail	0	0.00%	0	0.00%	0	0.00%	0	0.00%	0	0.00%	0	0.00%	0	0.00%
Canvass	0		0		0		0		0		0		0	
Total	0	0.00%	0	0.00%	0	0.00%	0	0.00%	0	0.00%	0	0.00%	0	0.00%
0045847														
Election Day	0	0.00%	0	0.00%	0	0.00%	10	71.43%	0	0.00%	0	0.00%	1	7.14%
Vote by Mail	0	0.00%	3	1.68%	3	1.68%	53	29.61%	19	10.61%	1	0.56%	6	3.35%
Canvass	0	0.00%	0	0.00%	0	0.00%	1	100.00%	0	0.00%	0	0.00%	0	0.00%
Total	0	0.00%	3	1.55%	3	1.55%	64	32.99%	19	9.79%	1	0.52%	7	3.61%

Precinct	JOHN COX (REP)		HEATHER COLLINS (G-P)		DANIEL WATTS (DEM)		NICKOLAS WILDSTAR (REP)		SARAH STEPHENS (REP)		DENVER STONER (REP)		JOE M. SYMMON (REP)	
0045624														
Election Day	0	0.00%	0	0.00%	0	0.00%	0	0.00%	0	0.00%	0	0.00%	0	0.00%
Vote by Mail	19	5.86%	1	0.31%	7	2.16%	0	0.00%	1	0.31%	1	0.31%	0	0.00%
Canvass	0	0.00%	0	0.00%	0	0.00%	0	0.00%	0	0.00%	0	0.00%	0	0.00%
Total	19	5.56%	1	0.29%	7	2.05%	0	0.00%	1	0.29%	1	0.29%	0	0.00%
0045670														
Election Day	0	0.00%	0	0.00%	0	0.00%	0	0.00%	0	0.00%	0	0.00%	0	0.00%
Vote by Mail	15	3.46%	2	0.46%	18	4.16%	0	0.00%	0	0.00%	2	0.46%	0	0.00%
Canvass	0	0.00%	0	0.00%	0	0.00%	0	0.00%	0	0.00%	0	0.00%	0	0.00%
Total	15	3.37%	2	0.45%	18	4.04%	0	0.00%	0	0.00%	2	0.45%	0	0.00%
0045701														
Election Day	0	0.00%	0	0.00%	0	0.00%	0	0.00%	0	0.00%	0	0.00%	0	0.00%
Vote by Mail	17	4.49%	5	1.32%	2	0.53%	0	0.00%	2	0.53%	0	0.00%	0	0.00%
Canvass	0	0.00%	0	0.00%	0	0.00%	0	0.00%	0	0.00%	0	0.00%	0	0.00%
Total	17	4.27%	5	1.26%	2	0.50%	0	0.00%	2	0.50%	0	0.00%	0	0.00%
0045736														
Election Day	0	0.00%	0	0.00%	0	0.00%	0	0.00%	0	0.00%	1	14.29%	0	0.00%
Vote by Mail	14	6.33%	0	0.00%	5	2.26%	0	0.00%	1	0.45%	2	0.90%	0	0.00%
Canvass	1	100.00%	0	0.00%	0	0.00%	0	0.00%	0	0.00%	0	0.00%	0	0.00%
Total	15	6.55%	0	0.00%	5	2.18%	0	0.00%	1	0.44%	3	1.31%	0	0.00%
0045774														
Election Day	0		0		0		0		0		0		0	
Vote by Mail	0	0.00%	0	0.00%	0	0.00%	0	0.00%	0	0.00%	0	0.00%	0	0.00%
Canvass	0		0		0		0		0		0		0	
Total	0	0.00%	0	0.00%	0	0.00%	0	0.00%	0	0.00%	0	0.00%	0	0.00%
0045847														
Election Day	0	0.00%	0	0.00%	1	7.14%	0	0.00%	0	0.00%	0	0.00%	0	0.00%
Vote by Mail	14	7.82%	2	1.12%	6	3.35%	0	0.00%	0	0.00%	0	0.00%	0	0.00%
Canvass	0	0.00%	0	0.00%	0	0.00%	0	0.00%	0	0.00%	0	0.00%	0	0.00%
Total	14	7.22%	2	1.03%	7	3.61%	0	0.00%	0	0.00%	0	0.00%	0	0.00%

Precinct	MAJOR SINGH (NPP)		DOUG OSE (REP)		Write-in		Total Votes	ROXANNE Qualified Write In		STACY SMITH Qualified Write In		MAJOR WILLIAMS Qualified Write In	
0045624													
Election Day	0	0.00%	0	0.00%	0	0.00%	17	0	0.00%	0	0.00%	0	0.00%
Vote by Mail	0	0.00%	4	1.23%	1	0.31%	324	0	0.00%	0	0.00%	1	0.31%
Canvass	0	0.00%	0	0.00%	0	0.00%	1	0	0.00%	0	0.00%	0	0.00%
Total	0	0.00%	4	1.17%	1	0.29%	342	0	0.00%	0	0.00%	1	0.29%
0045670													
Election Day	0	0.00%	0	0.00%	0	0.00%	9	0	0.00%	0	0.00%	0	0.00%
Vote by Mail	1	0.23%	6	1.39%	0	0.00%	433	0	0.00%	0	0.00%	0	0.00%
Canvass	0	0.00%	0	0.00%	0	0.00%	3	0	0.00%	0	0.00%	0	0.00%
Total	1	0.22%	6	1.35%	0	0.00%	445	0	0.00%	0	0.00%	0	0.00%
0045701													
Election Day	0	0.00%	0	0.00%	0	0.00%	13	0	0.00%	0	0.00%	0	0.00%
Vote by Mail	0	0.00%	5	1.32%	0	0.00%	379	0	0.00%	0	0.00%	0	0.00%
Canvass	0	0.00%	0	0.00%	0	0.00%	6	0	0.00%	0	0.00%	0	0.00%
Total	0	0.00%	5	1.26%	0	0.00%	398	0	0.00%	0	0.00%	0	0.00%
0045736													
Election Day	0	0.00%	0	0.00%	0	0.00%	7	0	0.00%	0	0.00%	0	0.00%
Vote by Mail	1	0.45%	2	0.90%	0	0.00%	221	0	0.00%	0	0.00%	0	0.00%
Canvass	0	0.00%	0	0.00%	0	0.00%	1	0	0.00%	0	0.00%	0	0.00%
Total	1	0.44%	2	0.87%	0	0.00%	229	0	0.00%	0	0.00%	0	0.00%
0045774													
Election Day	0		0		0		0	0		0		0	
Vote by Mail	0	0.00%	0	0.00%	0	0.00%	5	0	0.00%	0	0.00%	0	0.00%
Canvass	0		0		0		0	0		0		0	
Total	0	0.00%	0	0.00%	0	0.00%	5	0	0.00%	0	0.00%	0	0.00%
0045847													
Election Day	0	0.00%	0	0.00%	0	0.00%	14	0	0.00%	0	0.00%	0	0.00%
Vote by Mail	0	0.00%	3	1.68%	0	0.00%	179	0	0.00%	0	0.00%	0	0.00%
Canvass	0	0.00%	0	0.00%	0	0.00%	1	0	0.00%	0	0.00%	0	0.00%
Total	0	0.00%	3	1.55%	0	0.00%	194	0	0.00%	0	0.00%	0	0.00%

Precinct	THUY E. HUGENS Qualified Write In		MIKI HABRYN Qualified Write In		VINCE LUNDGREN Qualified Write In		VIVEK B. MOHAN Qualified Write In	
0045624								
Election Day	0	0.00%	0	0.00%	0	0.00%	0	0.00%
Vote by Mail	0	0.00%	0	0.00%	0	0.00%	0	0.00%
Canvass	0	0.00%	0	0.00%	0	0.00%	0	0.00%
Total	0	0.00%	0	0.00%	0	0.00%	0	0.00%
0045670								
Election Day	0	0.00%	0	0.00%	0	0.00%	0	0.00%
Vote by Mail	0	0.00%	0	0.00%	0	0.00%	0	0.00%
Canvass	0	0.00%	0	0.00%	0	0.00%	0	0.00%
Total	0	0.00%	0	0.00%	0	0.00%	0	0.00%
0045701								
Election Day	0	0.00%	0	0.00%	0	0.00%	0	0.00%
Vote by Mail	0	0.00%	0	0.00%	0	0.00%	0	0.00%
Canvass	0	0.00%	0	0.00%	0	0.00%	0	0.00%
Total	0	0.00%	0	0.00%	0	0.00%	0	0.00%
0045736								
Election Day	0	0.00%	0	0.00%	0	0.00%	0	0.00%
Vote by Mail	0	0.00%	0	0.00%	0	0.00%	0	0.00%
Canvass	0	0.00%	0	0.00%	0	0.00%	0	0.00%
Total	0	0.00%	0	0.00%	0	0.00%	0	0.00%
0045774								
Election Day	0		0		0		0	
Vote by Mail	0	0.00%	0	0.00%	0	0.00%	0	0.00%
Canvass	0		0		0		0	
Total	0	0.00%	0	0.00%	0	0.00%	0	0.00%
0045847								
Election Day	0	0.00%	0	0.00%	0	0.00%	0	0.00%
Vote by Mail	0	0.00%	0	0.00%	0	0.00%	0	0.00%
Canvass	0	0.00%	0	0.00%	0	0.00%	0	0.00%
Total	0	0.00%	0	0.00%	0	0.00%	0	0.00%

Precinct	Times Cast	Registered Voters	Undervotes	Overvotes
0045908				
Election Day	6	1,252	2	0
Vote by Mail	577	1,252	295	4
Canvass	3	1,252	1	0
Total	586	1,252	298	4
0045931				
Election Day	4	1,460	0	0
Vote by Mail	652	1,460	363	6
Canvass	2	1,460	2	0
Total	658	1,460	365	6
0045997				
Election Day	14	1,903	3	0
Vote by Mail	758	1,903	391	8
Canvass	21	1,903	6	0
Total	793	1,903	400	8
0046014				
Election Day	22	1,560	7	0
Vote by Mail	1,132	1,560	612	1
Canvass	12	1,560	5	0
Total	1,166	1,560	624	1
0046098				
Election Day	29	1,762	6	0
Vote by Mail	1,264	1,762	653	1
Canvass	8	1,762	3	0
Total	1,301	1,762	662	1
0046289				
Election Day	19	1,700	3	0
Vote by Mail	1,009	1,700	523	3
Canvass	5	1,700	3	0
Total	1,033	1,700	529	3

Precinct	DAN KAPELOVITZ (G-P)		KEVIN K. KAUL (NPP)	
0045908				
Election Day	0	0.00%	0	0.00%
Vote by Mail	1	0.36%	0	0.00%
Canvass	0	0.00%	0	0.00%
Total	1	0.35%	0	0.00%
0045931				
Election Day	0	0.00%	0	0.00%
Vote by Mail	5	1.77%	0	0.00%
Canvass	0		0	
Total	5	1.74%	0	0.00%
0045997				
Election Day	0	0.00%	0	0.00%
Vote by Mail	1	0.28%	1	0.28%
Canvass	0	0.00%	0	0.00%
Total	1	0.26%	1	0.26%
0046014				
Election Day	1	6.67%	0	0.00%
Vote by Mail	11	2.12%	0	0.00%
Canvass	0	0.00%	0	0.00%
Total	12	2.22%	0	0.00%
0046098				
Election Day	0	0.00%	0	0.00%
Vote by Mail	5	0.82%	0	0.00%
Canvass	0	0.00%	0	0.00%
Total	5	0.78%	0	0.00%
0046289				
Election Day	0	0.00%	0	0.00%
Vote by Mail	6	1.24%	0	0.00%
Canvass	0	0.00%	0	0.00%
Total	6	1.20%	0	0.00%

Precinct	CHAUNCEY "SLIM" KILLENS (REP)		KEVIN KILEY (REP)		PATRICK KILPATRICK (DEM)		ANTHONY TRIMINO (REP)		JOEL VENTRESCA (DEM)		KEVIN L. FAULCONER (REP)		RHONDA FURIN (REP)	
0045908														
Election Day	0	0.00%	1	25.00%	0	0.00%	0	0.00%	0	0.00%	0	0.00%	0	0.00%
Vote by Mail	1	0.36%	14	5.04%	2	0.72%	0	0.00%	5	1.80%	12	4.32%	1	0.36%
Canvass	0	0.00%	0	0.00%	0	0.00%	0	0.00%	0	0.00%	0	0.00%	0	0.00%
Total	1	0.35%	15	5.28%	2	0.70%	0	0.00%	5	1.76%	12	4.23%	1	0.35%
0045931														
Election Day	0	0.00%	0	0.00%	0	0.00%	0	0.00%	0	0.00%	0	0.00%	0	0.00%
Vote by Mail	1	0.35%	12	4.24%	7	2.47%	0	0.00%	3	1.06%	17	6.01%	1	0.35%
Canvass	0		0		0		0		0		0		0	
Total	1	0.35%	12	4.18%	7	2.44%	0	0.00%	3	1.05%	17	5.92%	1	0.35%
0045997														
Election Day	0	0.00%	1	9.09%	0	0.00%	0	0.00%	0	0.00%	1	9.09%	0	0.00%
Vote by Mail	1	0.28%	42	11.70%	6	1.67%	1	0.28%	7	1.95%	17	4.74%	7	1.95%
Canvass	0	0.00%	3	20.00%	0	0.00%	0	0.00%	0	0.00%	0	0.00%	0	0.00%
Total	1	0.26%	46	11.95%	6	1.56%	1	0.26%	7	1.82%	18	4.68%	7	1.82%
0046014														
Election Day	0	0.00%	1	6.67%	0	0.00%	1	6.67%	2	13.33%	1	6.67%	0	0.00%
Vote by Mail	2	0.39%	24	4.62%	10	1.93%	0	0.00%	50	9.63%	53	10.21%	0	0.00%
Canvass	0	0.00%	1	14.29%	0	0.00%	0	0.00%	2	28.57%	0	0.00%	0	0.00%
Total	2	0.37%	26	4.81%	10	1.85%	1	0.18%	54	9.98%	54	9.98%	0	0.00%
0046098														
Election Day	0	0.00%	1	4.35%	0	0.00%	0	0.00%	1	4.35%	2	8.70%	0	0.00%
Vote by Mail	1	0.16%	39	6.39%	1	0.16%	2	0.33%	48	7.87%	65	10.66%	0	0.00%
Canvass	0	0.00%	0	0.00%	0	0.00%	0	0.00%	2	40.00%	0	0.00%	0	0.00%
Total	1	0.16%	40	6.27%	1	0.16%	2	0.31%	51	7.99%	67	10.50%	0	0.00%
0046289														
Election Day	0	0.00%	0	0.00%	0	0.00%	0	0.00%	0	0.00%	0	0.00%	0	0.00%
Vote by Mail	0	0.00%	12	2.48%	3	0.62%	0	0.00%	28	5.80%	40	8.28%	0	0.00%
Canvass	0	0.00%	0	0.00%	0	0.00%	0	0.00%	0	0.00%	0	0.00%	0	0.00%
Total	0	0.00%	12	2.40%	3	0.60%	0	0.00%	28	5.59%	40	7.98%	0	0.00%

Precinct	ROBERT C. NEWMAN II (REP)		DENNIS RICHTER (NPP)		BRANDON M. ROSS (DEM)		SAM L. GALLUCCI (REP)		TED GAINES (REP)		CAITLYN JENNER (REP)		LEO S. ZACKY (REP)	
0045908														
Election Day	0	0.00%	0	0.00%	0	0.00%	0	0.00%	0	0.00%	0	0.00%	0	0.00%
Vote by Mail	1	0.36%	0	0.00%	23	8.27%	0	0.00%	3	1.08%	4	1.44%	0	0.00%
Canvass	0	0.00%	0	0.00%	0	0.00%	0	0.00%	0	0.00%	0	0.00%	0	0.00%
Total	1	0.35%	0	0.00%	23	8.10%	0	0.00%	3	1.06%	4	1.41%	0	0.00%
0045931														
Election Day	0	0.00%	0	0.00%	0	0.00%	0	0.00%	0	0.00%	0	0.00%	0	0.00%
Vote by Mail	0	0.00%	0	0.00%	23	8.13%	1	0.35%	3	1.06%	1	0.35%	1	0.35%
Canvass	0		0		0		0		0		0		0	
Total	0	0.00%	0	0.00%	23	8.01%	1	0.35%	3	1.05%	1	0.35%	1	0.35%
0045997														
Election Day	0	0.00%	0	0.00%	1	9.09%	0	0.00%	0	0.00%	0	0.00%	0	0.00%
Vote by Mail	7	1.95%	0	0.00%	27	7.52%	1	0.28%	7	1.95%	5	1.39%	0	0.00%
Canvass	0	0.00%	0	0.00%	1	6.67%	0	0.00%	0	0.00%	1	6.67%	0	0.00%
Total	7	1.82%	0	0.00%	29	7.53%	1	0.26%	7	1.82%	6	1.56%	0	0.00%
0046014														
Election Day	0	0.00%	0	0.00%	2	13.33%	0	0.00%	0	0.00%	0	0.00%	0	0.00%
Vote by Mail	3	0.58%	3	0.58%	40	7.71%	0	0.00%	3	0.58%	9	1.73%	0	0.00%
Canvass	1	14.29%	0	0.00%	0	0.00%	0	0.00%	0	0.00%	0	0.00%	0	0.00%
Total	4	0.74%	3	0.55%	42	7.76%	0	0.00%	3	0.55%	9	1.66%	0	0.00%
0046098														
Election Day	1	4.35%	0	0.00%	1	4.35%	0	0.00%	1	4.35%	0	0.00%	0	0.00%
Vote by Mail	0	0.00%	1	0.16%	37	6.07%	0	0.00%	4	0.66%	4	0.66%	0	0.00%
Canvass	0	0.00%	0	0.00%	2	40.00%	0	0.00%	0	0.00%	0	0.00%	0	0.00%
Total	1	0.16%	1	0.16%	40	6.27%	0	0.00%	5	0.78%	4	0.63%	0	0.00%
0046289														
Election Day	0	0.00%	0	0.00%	0	0.00%	0	0.00%	0	0.00%	0	0.00%	0	0.00%
Vote by Mail	1	0.21%	3	0.62%	23	4.76%	3	0.62%	7	1.45%	5	1.04%	0	0.00%
Canvass	0	0.00%	0	0.00%	0	0.00%	0	0.00%	0	0.00%	0	0.00%	0	0.00%
Total	1	0.20%	3	0.60%	23	4.59%	3	0.60%	7	1.40%	5	1.00%	0	0.00%

Precinct	JENNY RAE LE ROUX (REP)		DAVID LOZANO (REP)		STEVE CHAVEZ LODGE (REP)		MICHAEL LOEBBS (NPP)		DENIS LUCEY (NPP)		DIEGO MARTINEZ (REP)		JEREMIAH "JEREMY" MARCINIAK (NPP)	
0045908														
Election Day	0	0.00%	0	0.00%	0	0.00%	0	0.00%	0	0.00%	0	0.00%	0	0.00%
Vote by Mail	0	0.00%	1	0.36%	0	0.00%	0	0.00%	0	0.00%	0	0.00%	0	0.00%
Canvass	0	0.00%	0	0.00%	0	0.00%	0	0.00%	0	0.00%	0	0.00%	0	0.00%
Total	0	0.00%	1	0.35%	0	0.00%	0	0.00%	0	0.00%	0	0.00%	0	0.00%
0045931														
Election Day	0	0.00%	0	0.00%	0	0.00%	0	0.00%	0	0.00%	0	0.00%	0	0.00%
Vote by Mail	0	0.00%	0	0.00%	0	0.00%	1	0.35%	0	0.00%	0	0.00%	0	0.00%
Canvass	0		0		0		0		0		0		0	
Total	0	0.00%	0	0.00%	0	0.00%	1	0.35%	0	0.00%	0	0.00%	0	0.00%
0045997														
Election Day	0	0.00%	0	0.00%	0	0.00%	0	0.00%	0	0.00%	0	0.00%	0	0.00%
Vote by Mail	1	0.28%	0	0.00%	2	0.56%	1	0.28%	1	0.28%	2	0.56%	1	0.28%
Canvass	0	0.00%	0	0.00%	0	0.00%	0	0.00%	0	0.00%	0	0.00%	0	0.00%
Total	1	0.26%	0	0.00%	2	0.52%	1	0.26%	1	0.26%	2	0.52%	1	0.26%
0046014														
Election Day	0	0.00%	0	0.00%	0	0.00%	0	0.00%	0	0.00%	0	0.00%	0	0.00%
Vote by Mail	1	0.19%	0	0.00%	0	0.00%	6	1.16%	0	0.00%	0	0.00%	0	0.00%
Canvass	0	0.00%	0	0.00%	0	0.00%	0	0.00%	0	0.00%	0	0.00%	0	0.00%
Total	1	0.18%	0	0.00%	0	0.00%	6	1.11%	0	0.00%	0	0.00%	0	0.00%
0046098														
Election Day	0	0.00%	0	0.00%	0	0.00%	0	0.00%	0	0.00%	0	0.00%	0	0.00%
Vote by Mail	1	0.16%	1	0.16%	2	0.33%	3	0.49%	0	0.00%	1	0.16%	0	0.00%
Canvass	0	0.00%	0	0.00%	0	0.00%	0	0.00%	0	0.00%	0	0.00%	0	0.00%
Total	1	0.16%	1	0.16%	2	0.31%	3	0.47%	0	0.00%	1	0.16%	0	0.00%
0046289														
Election Day	0	0.00%	0	0.00%	0	0.00%	0	0.00%	0	0.00%	0	0.00%	0	0.00%
Vote by Mail	1	0.21%	1	0.21%	0	0.00%	0	0.00%	0	0.00%	0	0.00%	0	0.00%
Canvass	0	0.00%	0	0.00%	0	0.00%	0	0.00%	0	0.00%	0	0.00%	0	0.00%
Total	1	0.20%	1	0.20%	0	0.00%	0	0.00%	0	0.00%	0	0.00%	0	0.00%

Precinct	DANIEL MERCURI (REP)		JACQUELINE MCGOWAN (DEM)		DAVID MOORE (NPP)		DAVID ALEXANDER BRAMANTE (REP)		HOLLY L. BAADE (DEM)		ANGELYNE (NPP)		JAMES G. HANINK (NPP)	
0045908														
Election Day	0	0.00%	0	0.00%	0	0.00%	0	0.00%	0	0.00%	0	0.00%	0	0.00%
Vote by Mail	0	0.00%	13	4.68%	1	0.36%	0	0.00%	2	0.72%	3	1.08%	1	0.36%
Canvass	0	0.00%	0	0.00%	0	0.00%	0	0.00%	0	0.00%	0	0.00%	0	0.00%
Total	0	0.00%	13	4.58%	1	0.35%	0	0.00%	2	0.70%	3	1.06%	1	0.35%
0045931														
Election Day	0	0.00%	0	0.00%	0	0.00%	0	0.00%	0	0.00%	0	0.00%	0	0.00%
Vote by Mail	0	0.00%	16	5.65%	2	0.71%	0	0.00%	7	2.47%	0	0.00%	0	0.00%
Canvass	0		0		0		0		0		0		0	
Total	0	0.00%	16	5.57%	2	0.70%	0	0.00%	7	2.44%	0	0.00%	0	0.00%
0045997														
Election Day	0	0.00%	2	18.18%	0	0.00%	0	0.00%	0	0.00%	0	0.00%	0	0.00%
Vote by Mail	0	0.00%	37	10.31%	3	0.84%	0	0.00%	3	0.84%	0	0.00%	0	0.00%
Canvass	0	0.00%	0	0.00%	0	0.00%	0	0.00%	0	0.00%	0	0.00%	0	0.00%
Total	0	0.00%	39	10.13%	3	0.78%	0	0.00%	3	0.78%	0	0.00%	0	0.00%
0046014														
Election Day	0	0.00%	0	0.00%	0	0.00%	0	0.00%	1	6.67%	0	0.00%	0	0.00%
Vote by Mail	0	0.00%	21	4.05%	3	0.58%	0	0.00%	3	0.58%	2	0.39%	0	0.00%
Canvass	0	0.00%	0	0.00%	0	0.00%	0	0.00%	0	0.00%	0	0.00%	0	0.00%
Total	0	0.00%	21	3.88%	3	0.55%	0	0.00%	4	0.74%	2	0.37%	0	0.00%
0046098														
Election Day	0	0.00%	0	0.00%	0	0.00%	0	0.00%	0	0.00%	0	0.00%	0	0.00%
Vote by Mail	1	0.16%	23	3.77%	8	1.31%	1	0.16%	10	1.64%	8	1.31%	0	0.00%
Canvass	0	0.00%	0	0.00%	0	0.00%	0	0.00%	0	0.00%	0	0.00%	0	0.00%
Total	1	0.16%	23	3.61%	8	1.25%	1	0.16%	10	1.57%	8	1.25%	0	0.00%
0046289														
Election Day	0	0.00%	0	0.00%	0	0.00%	0	0.00%	0	0.00%	0	0.00%	0	0.00%
Vote by Mail	0	0.00%	19	3.93%	5	1.04%	1	0.21%	4	0.83%	6	1.24%	0	0.00%
Canvass	0	0.00%	1	50.00%	0	0.00%	0	0.00%	0	0.00%	0	0.00%	0	0.00%
Total	0	0.00%	20	3.99%	5	1.00%	1	0.20%	4	0.80%	6	1.20%	0	0.00%

Precinct	DAVID HILLBERG (REP)		JEFF HEWITT (LIB)		JOHN R. DRAKE (DEM)		LARRY A. ELDER (REP)		KEVIN PAFFRATH (DEM)		ADAM PAPAGAN (NPP)		ARMANDO "MANDO" PEREZ- SERRATO (DEM)	
0045908														
Election Day	0	0.00%	1	25.00%	0	0.00%	2	50.00%	0	0.00%	0	0.00%	0	0.00%
Vote by Mail	0	0.00%	2	0.72%	2	0.72%	100	35.97%	45	16.19%	0	0.00%	12	4.32%
Canvass	0	0.00%	0	0.00%	0	0.00%	1	50.00%	1	50.00%	0	0.00%	0	0.00%
Total	0	0.00%	3	1.06%	2	0.70%	103	36.27%	46	16.20%	0	0.00%	12	4.23%
0045931														
Election Day	0	0.00%	0	0.00%	0	0.00%	3	75.00%	0	0.00%	0	0.00%	0	0.00%
Vote by Mail	2	0.71%	1	0.35%	5	1.77%	110	38.87%	28	9.89%	0	0.00%	4	1.41%
Canvass	0		0		0		0		0		0		0	
Total	2	0.70%	1	0.35%	5	1.74%	113	39.37%	28	9.76%	0	0.00%	4	1.39%
0045997														
Election Day	0	0.00%	0	0.00%	0	0.00%	4	36.36%	0	0.00%	0	0.00%	0	0.00%
Vote by Mail	1	0.28%	4	1.11%	6	1.67%	94	26.18%	22	6.13%	2	0.56%	4	1.11%
Canvass	0	0.00%	0	0.00%	0	0.00%	9	60.00%	1	6.67%	0	0.00%	0	0.00%
Total	1	0.26%	4	1.04%	6	1.56%	107	27.79%	23	5.97%	2	0.52%	4	1.04%
0046014														
Election Day	0	0.00%	0	0.00%	0	0.00%	5	33.33%	1	6.67%	0	0.00%	0	0.00%
Vote by Mail	0	0.00%	4	0.77%	4	0.77%	120	23.12%	90	17.34%	2	0.39%	2	0.39%
Canvass	0	0.00%	0	0.00%	0	0.00%	3	42.86%	0	0.00%	0	0.00%	0	0.00%
Total	0	0.00%	4	0.74%	4	0.74%	128	23.66%	91	16.82%	2	0.37%	2	0.37%
0046098														
Election Day	0	0.00%	0	0.00%	1	4.35%	13	56.52%	2	8.70%	0	0.00%	0	0.00%
Vote by Mail	0	0.00%	2	0.33%	5	0.82%	161	26.39%	109	17.87%	1	0.16%	5	0.82%
Canvass	0	0.00%	0	0.00%	0	0.00%	1	20.00%	0	0.00%	0	0.00%	0	0.00%
Total	0	0.00%	2	0.31%	6	0.94%	175	27.43%	111	17.40%	1	0.16%	5	0.78%
0046289														
Election Day	0	0.00%	0	0.00%	0	0.00%	11	68.75%	1	6.25%	0	0.00%	3	18.75%
Vote by Mail	0	0.00%	3	0.62%	4	0.83%	178	36.85%	68	14.08%	0	0.00%	8	1.66%
Canvass	0	0.00%	0	0.00%	0	0.00%	0	0.00%	0	0.00%	0	0.00%	1	50.00%
Total	0	0.00%	3	0.60%	4	0.80%	189	37.72%	69	13.77%	0	0.00%	12	2.40%

Precinct	JOHN COX (REP)		HEATHER COLLINS (G-P)		DANIEL WATTS (DEM)		NICKOLAS WILDSTAR (REP)		SARAH STEPHENS (REP)		DENVER STONER (REP)		JOE M. SYMMON (REP)	
0045908														
Election Day	0	0.00%	0	0.00%	0	0.00%	0	0.00%	0	0.00%	0	0.00%	0	0.00%
Vote by Mail	16	5.76%	1	0.36%	6	2.16%	0	0.00%	0	0.00%	0	0.00%	0	0.00%
Canvass	0	0.00%	0	0.00%	0	0.00%	0	0.00%	0	0.00%	0	0.00%	0	0.00%
Total	16	5.63%	1	0.35%	6	2.11%	0	0.00%	0	0.00%	0	0.00%	0	0.00%
0045931														
Election Day	0	0.00%	0	0.00%	1	25.00%	0	0.00%	0	0.00%	0	0.00%	0	0.00%
Vote by Mail	9	3.18%	2	0.71%	6	2.12%	0	0.00%	7	2.47%	1	0.35%	0	0.00%
Canvass	0		0		0		0		0		0		0	
Total	9	3.14%	2	0.70%	7	2.44%	0	0.00%	7	2.44%	1	0.35%	0	0.00%
0045997														
Election Day	1	9.09%	0	0.00%	1	9.09%	0	0.00%	0	0.00%	0	0.00%	0	0.00%
Vote by Mail	27	7.52%	2	0.56%	11	3.06%	0	0.00%	1	0.28%	1	0.28%	0	0.00%
Canvass	0	0.00%	0	0.00%	0	0.00%	0	0.00%	0	0.00%	0	0.00%	0	0.00%
Total	28	7.27%	2	0.52%	12	3.12%	0	0.00%	1	0.26%	1	0.26%	0	0.00%
0046014														
Election Day	0	0.00%	0	0.00%	0	0.00%	0	0.00%	0	0.00%	0	0.00%	0	0.00%
Vote by Mail	11	2.12%	13	2.50%	14	2.70%	0	0.00%	0	0.00%	1	0.19%	0	0.00%
Canvass	0	0.00%	0	0.00%	0	0.00%	0	0.00%	0	0.00%	0	0.00%	0	0.00%
Total	11	2.03%	13	2.40%	14	2.59%	0	0.00%	0	0.00%	1	0.18%	0	0.00%
0046098														
Election Day	0	0.00%	0	0.00%	0	0.00%	0	0.00%	0	0.00%	0	0.00%	0	0.00%
Vote by Mail	23	3.77%	14	2.30%	19	3.11%	0	0.00%	0	0.00%	1	0.16%	0	0.00%
Canvass	0	0.00%	0	0.00%	0	0.00%	0	0.00%	0	0.00%	0	0.00%	0	0.00%
Total	23	3.61%	14	2.19%	19	2.98%	0	0.00%	0	0.00%	1	0.16%	0	0.00%
0046289														
Election Day	0	0.00%	0	0.00%	1	6.25%	0	0.00%	0	0.00%	0	0.00%	0	0.00%
Vote by Mail	23	4.76%	8	1.66%	19	3.93%	0	0.00%	0	0.00%	1	0.21%	0	0.00%
Canvass	0	0.00%	0	0.00%	0	0.00%	0	0.00%	0	0.00%	0	0.00%	0	0.00%
Total	23	4.59%	8	1.60%	20	3.99%	0	0.00%	0	0.00%	1	0.20%	0	0.00%

Precinct	MAJOR SINGH (NPP)		DOUG OSE (REP)		Write-in		Total Votes	ROXANNE Qualified Write In		STACY SMITH Qualified Write In		MAJOR WILLIAMS Qualified Write In	
0045908													
Election Day	0	0.00%	0	0.00%	0	0.00%	4	0	0.00%	0	0.00%	0	0.00%
Vote by Mail	3	1.08%	3	1.08%	0	0.00%	278	0	0.00%	0	0.00%	0	0.00%
Canvass	0	0.00%	0	0.00%	0	0.00%	2	0	0.00%	0	0.00%	0	0.00%
Total	3	1.06%	3	1.06%	0	0.00%	284	0	0.00%	0	0.00%	0	0.00%
0045931													
Election Day	0	0.00%	0	0.00%	0	0.00%	4	0	0.00%	0	0.00%	0	0.00%
Vote by Mail	0	0.00%	7	2.47%	0	0.00%	283	0	0.00%	0	0.00%	0	0.00%
Canvass	0		0		0		0	0		0		0	
Total	0	0.00%	7	2.44%	0	0.00%	287	0	0.00%	0	0.00%	0	0.00%
0045997													
Election Day	0	0.00%	0	0.00%	0	0.00%	11	0	0.00%	0	0.00%	0	0.00%
Vote by Mail	2	0.56%	1	0.28%	0	0.00%	359	0	0.00%	0	0.00%	0	0.00%
Canvass	0	0.00%	0	0.00%	0	0.00%	15	0	0.00%	0	0.00%	0	0.00%
Total	2	0.52%	1	0.26%	0	0.00%	385	0	0.00%	0	0.00%	0	0.00%
0046014													
Election Day	0	0.00%	0	0.00%	0	0.00%	15	0	0.00%	0	0.00%	0	0.00%
Vote by Mail	2	0.39%	11	2.12%	1	0.19%	519	0	0.00%	0	0.00%	1	0.19%
Canvass	0	0.00%	0	0.00%	0	0.00%	7	0	0.00%	0	0.00%	0	0.00%
Total	2	0.37%	11	2.03%	1	0.18%	541	0	0.00%	0	0.00%	1	0.18%
0046098													
Election Day	0	0.00%	0	0.00%	0	0.00%	23	0	0.00%	0	0.00%	0	0.00%
Vote by Mail	0	0.00%	3	0.49%	1	0.16%	610	0	0.00%	0	0.00%	1	0.16%
Canvass	0	0.00%	0	0.00%	0	0.00%	5	0	0.00%	0	0.00%	0	0.00%
Total	0	0.00%	3	0.47%	1	0.16%	638	0	0.00%	0	0.00%	1	0.16%
0046289													
Election Day	0	0.00%	0	0.00%	0	0.00%	16	0	0.00%	0	0.00%	0	0.00%
Vote by Mail	0	0.00%	2	0.41%	1	0.21%	483	0	0.00%	0	0.00%	1	0.21%
Canvass	0	0.00%	0	0.00%	0	0.00%	2	0	0.00%	0	0.00%	0	0.00%
Total	0	0.00%	2	0.40%	1	0.20%	501	0	0.00%	0	0.00%	1	0.20%

Precinct	THUY E. HUGENS Qualified Write In		MIKI HABRYN Qualified Write In		VINCE LUNDGREN Qualified Write In		VIVEK B. MOHAN Qualified Write In	
0045908								
Election Day	0	0.00%	0	0.00%	0	0.00%	0	0.00%
Vote by Mail	0	0.00%	0	0.00%	0	0.00%	0	0.00%
Canvass	0	0.00%	0	0.00%	0	0.00%	0	0.00%
Total	0	0.00%	0	0.00%	0	0.00%	0	0.00%
0045931								
Election Day	0	0.00%	0	0.00%	0	0.00%	0	0.00%
Vote by Mail	0	0.00%	0	0.00%	0	0.00%	0	0.00%
Canvass	0		0		0		0	
Total	0	0.00%	0	0.00%	0	0.00%	0	0.00%
0045997								
Election Day	0	0.00%	0	0.00%	0	0.00%	0	0.00%
Vote by Mail	0	0.00%	0	0.00%	0	0.00%	0	0.00%
Canvass	0	0.00%	0	0.00%	0	0.00%	0	0.00%
Total	0	0.00%	0	0.00%	0	0.00%	0	0.00%
0046014								
Election Day	0	0.00%	0	0.00%	0	0.00%	0	0.00%
Vote by Mail	0	0.00%	0	0.00%	0	0.00%	0	0.00%
Canvass	0	0.00%	0	0.00%	0	0.00%	0	0.00%
Total	0	0.00%	0	0.00%	0	0.00%	0	0.00%
0046098								
Election Day	0	0.00%	0	0.00%	0	0.00%	0	0.00%
Vote by Mail	0	0.00%	0	0.00%	0	0.00%	0	0.00%
Canvass	0	0.00%	0	0.00%	0	0.00%	0	0.00%
Total	0	0.00%	0	0.00%	0	0.00%	0	0.00%
0046289								
Election Day	0	0.00%	0	0.00%	0	0.00%	0	0.00%
Vote by Mail	0	0.00%	0	0.00%	0	0.00%	0	0.00%
Canvass	0	0.00%	0	0.00%	0	0.00%	0	0.00%
Total	0	0.00%	0	0.00%	0	0.00%	0	0.00%

Precinct	Times Cast	Registered Voters	Undervotes	Overvotes
0046307				
Election Day	20	1,477	3	0
Vote by Mail	1,058	1,477	512	1
Canvass	7	1,477	3	0
Total	1,085	1,477	518	1
0046445				
Election Day	26	1,862	4	0
Vote by Mail	1,071	1,862	564	2
Canvass	4	1,862	3	0
Total	1,101	1,862	571	2
0046618				
Election Day	14	1,991	3	0
Vote by Mail	801	1,991	401	4
Canvass	5	1,991	2	0
Total	820	1,991	406	4
0046682				
Election Day	17	1,776	6	0
Vote by Mail	757	1,776	460	4
Canvass	4	1,776	1	0
Total	778	1,776	467	4
0046727				
Election Day	12	1,467	3	0
Vote by Mail	629	1,467	384	6
Canvass	1	1,467	0	0
Total	642	1,467	387	6
0046828				
Election Day	17	1,810	3	0
Vote by Mail	817	1,810	414	5
Canvass	3	1,810	1	0
Total	837	1,810	418	5

Precinct	DAN KAPELOVITZ (G-P)		KEVIN K. KAUL (NPP)	
0046307				
Election Day	0	0.00%	0	0.00%
Vote by Mail	8	1.47%	0	0.00%
Canvass	0	0.00%	0	0.00%
Total	8	1.41%	0	0.00%
0046445				
Election Day	0	0.00%	0	0.00%
Vote by Mail	6	1.19%	0	0.00%
Canvass	0	0.00%	0	0.00%
Total	6	1.14%	0	0.00%
0046618				
Election Day	1	9.09%	0	0.00%
Vote by Mail	1	0.25%	1	0.25%
Canvass	0	0.00%	0	0.00%
Total	2	0.49%	1	0.24%
0046682				
Election Day	0	0.00%	0	0.00%
Vote by Mail	1	0.34%	0	0.00%
Canvass	0	0.00%	0	0.00%
Total	1	0.33%	0	0.00%
0046727				
Election Day	0	0.00%	0	0.00%
Vote by Mail	1	0.42%	0	0.00%
Canvass	0	0.00%	0	0.00%
Total	1	0.40%	0	0.00%
0046828				
Election Day	0	0.00%	0	0.00%
Vote by Mail	2	0.50%	0	0.00%
Canvass	0	0.00%	0	0.00%
Total	2	0.48%	0	0.00%

Precinct	CHAUNCEY "SLIM" KILLENS (REP)		KEVIN KILEY (REP)		PATRICK KILPATRICK (DEM)		ANTHONY TRIMINO (REP)		JOEL VENTRESCA (DEM)		KEVIN L. FAULCONER (REP)		RHONDA FURIN (REP)	
0046307														
Election Day	0	0.00%	1	5.88%	0	0.00%	0	0.00%	0	0.00%	0	0.00%	0	0.00%
Vote by Mail	0	0.00%	31	5.69%	4	0.73%	0	0.00%	31	5.69%	50	9.17%	1	0.18%
Canvass	0	0.00%	0	0.00%	0	0.00%	0	0.00%	1	25.00%	0	0.00%	0	0.00%
Total	0	0.00%	32	5.65%	4	0.71%	0	0.00%	32	5.65%	50	8.83%	1	0.18%
0046445														
Election Day	0	0.00%	0	0.00%	0	0.00%	0	0.00%	5	22.73%	1	4.55%	0	0.00%
Vote by Mail	1	0.20%	18	3.56%	7	1.39%	1	0.20%	32	6.34%	34	6.73%	0	0.00%
Canvass	0	0.00%	0	0.00%	0	0.00%	0	0.00%	0	0.00%	0	0.00%	0	0.00%
Total	1	0.19%	18	3.41%	7	1.33%	1	0.19%	37	7.01%	35	6.63%	0	0.00%
0046618														
Election Day	0	0.00%	0	0.00%	0	0.00%	0	0.00%	1	9.09%	0	0.00%	0	0.00%
Vote by Mail	0	0.00%	20	5.05%	2	0.51%	0	0.00%	32	8.08%	36	9.09%	2	0.51%
Canvass	0	0.00%	2	66.67%	0	0.00%	0	0.00%	0	0.00%	0	0.00%	0	0.00%
Total	0	0.00%	22	5.37%	2	0.49%	0	0.00%	33	8.05%	36	8.78%	2	0.49%
0046682														
Election Day	0	0.00%	0	0.00%	0	0.00%	2	18.18%	0	0.00%	1	9.09%	0	0.00%
Vote by Mail	1	0.34%	14	4.78%	2	0.68%	0	0.00%	23	7.85%	30	10.24%	0	0.00%
Canvass	0	0.00%	0	0.00%	0	0.00%	0	0.00%	0	0.00%	0	0.00%	0	0.00%
Total	1	0.33%	14	4.56%	2	0.65%	2	0.65%	23	7.49%	31	10.10%	0	0.00%
0046727														
Election Day	0	0.00%	0	0.00%	0	0.00%	0	0.00%	1	11.11%	0	0.00%	0	0.00%
Vote by Mail	0	0.00%	16	6.69%	1	0.42%	1	0.42%	8	3.35%	8	3.35%	0	0.00%
Canvass	0	0.00%	0	0.00%	0	0.00%	0	0.00%	0	0.00%	0	0.00%	0	0.00%
Total	0	0.00%	16	6.43%	1	0.40%	1	0.40%	9	3.61%	8	3.21%	0	0.00%
0046828														
Election Day	0	0.00%	2	14.29%	0	0.00%	1	7.14%	0	0.00%	0	0.00%	0	0.00%
Vote by Mail	0	0.00%	16	4.02%	2	0.50%	0	0.00%	7	1.76%	21	5.28%	1	0.25%
Canvass	0	0.00%	0	0.00%	0	0.00%	0	0.00%	0	0.00%	0	0.00%	0	0.00%
Total	0	0.00%	18	4.35%	2	0.48%	1	0.24%	7	1.69%	21	5.07%	1	0.24%

Precinct	ROBERT C. NEWMAN II (REP)		DENNIS RICHTER (NPP)		BRANDON M. ROSS (DEM)		SAM L. GALLUCCI (REP)		TED GAINES (REP)		CAITLYN JENNER (REP)		LEO S. ZACKY (REP)	
0046307														
Election Day	0	0.00%	0	0.00%	3	17.65%	1	5.88%	0	0.00%	0	0.00%	0	0.00%
Vote by Mail	0	0.00%	2	0.37%	34	6.24%	0	0.00%	8	1.47%	9	1.65%	0	0.00%
Canvass	0	0.00%	0	0.00%	0	0.00%	0	0.00%	0	0.00%	0	0.00%	0	0.00%
Total	0	0.00%	2	0.35%	37	6.54%	1	0.18%	8	1.41%	9	1.59%	0	0.00%
0046445														
Election Day	0	0.00%	0	0.00%	1	4.55%	0	0.00%	1	4.55%	0	0.00%	0	0.00%
Vote by Mail	0	0.00%	0	0.00%	25	4.95%	1	0.20%	4	0.79%	4	0.79%	0	0.00%
Canvass	0	0.00%	0	0.00%	0	0.00%	0	0.00%	0	0.00%	0	0.00%	0	0.00%
Total	0	0.00%	0	0.00%	26	4.92%	1	0.19%	5	0.95%	4	0.76%	0	0.00%
0046618														
Election Day	0	0.00%	0	0.00%	0	0.00%	0	0.00%	0	0.00%	0	0.00%	0	0.00%
Vote by Mail	3	0.76%	0	0.00%	12	3.03%	2	0.51%	10	2.53%	7	1.77%	1	0.25%
Canvass	0	0.00%	0	0.00%	0	0.00%	0	0.00%	0	0.00%	0	0.00%	0	0.00%
Total	3	0.73%	0	0.00%	12	2.93%	2	0.49%	10	2.44%	7	1.71%	1	0.24%
0046682														
Election Day	0	0.00%	0	0.00%	2	18.18%	0	0.00%	0	0.00%	0	0.00%	0	0.00%
Vote by Mail	1	0.34%	0	0.00%	15	5.12%	0	0.00%	3	1.02%	4	1.37%	0	0.00%
Canvass	1	33.33%	0	0.00%	0	0.00%	0	0.00%	0	0.00%	0	0.00%	0	0.00%
Total	2	0.65%	0	0.00%	17	5.54%	0	0.00%	3	0.98%	4	1.30%	0	0.00%
0046727														
Election Day	0	0.00%	0	0.00%	1	11.11%	0	0.00%	0	0.00%	0	0.00%	0	0.00%
Vote by Mail	0	0.00%	2	0.84%	18	7.53%	1	0.42%	8	3.35%	5	2.09%	0	0.00%
Canvass	0	0.00%	0	0.00%	0	0.00%	0	0.00%	0	0.00%	0	0.00%	0	0.00%
Total	0	0.00%	2	0.80%	19	7.63%	1	0.40%	8	3.21%	5	2.01%	0	0.00%
0046828														
Election Day	0	0.00%	0	0.00%	0	0.00%	0	0.00%	0	0.00%	0	0.00%	0	0.00%
Vote by Mail	0	0.00%	0	0.00%	37	9.30%	0	0.00%	5	1.26%	6	1.51%	0	0.00%
Canvass	0	0.00%	0	0.00%	1	50.00%	0	0.00%	0	0.00%	0	0.00%	0	0.00%
Total	0	0.00%	0	0.00%	38	9.18%	0	0.00%	5	1.21%	6	1.45%	0	0.00%

Precinct	JENNY RAE LE ROUX (REP)		DAVID LOZANO (REP)		STEVE CHAVEZ LODGE (REP)		MICHAEL LOEBBS (NPP)		DENIS LUCEY (NPP)		DIEGO MARTINEZ (REP)		JEREMIAH "JEREMY" MARCINIAK (NPP)	
0046307														
Election Day	0	0.00%	0	0.00%	0	0.00%	0	0.00%	0	0.00%	0	0.00%	0	0.00%
Vote by Mail	0	0.00%	0	0.00%	2	0.37%	2	0.37%	1	0.18%	0	0.00%	1	0.18%
Canvass	0	0.00%	0	0.00%	0	0.00%	0	0.00%	0	0.00%	0	0.00%	0	0.00%
Total	0	0.00%	0	0.00%	2	0.35%	2	0.35%	1	0.18%	0	0.00%	1	0.18%
0046445														
Election Day	0	0.00%	0	0.00%	0	0.00%	0	0.00%	0	0.00%	0	0.00%	0	0.00%
Vote by Mail	0	0.00%	0	0.00%	0	0.00%	2	0.40%	0	0.00%	1	0.20%	2	0.40%
Canvass	0	0.00%	0	0.00%	0	0.00%	0	0.00%	0	0.00%	0	0.00%	0	0.00%
Total	0	0.00%	0	0.00%	0	0.00%	2	0.38%	0	0.00%	1	0.19%	2	0.38%
0046618														
Election Day	0	0.00%	0	0.00%	0	0.00%	0	0.00%	0	0.00%	0	0.00%	0	0.00%
Vote by Mail	0	0.00%	0	0.00%	0	0.00%	5	1.26%	1	0.25%	2	0.51%	0	0.00%
Canvass	0	0.00%	0	0.00%	0	0.00%	0	0.00%	0	0.00%	0	0.00%	0	0.00%
Total	0	0.00%	0	0.00%	0	0.00%	5	1.22%	1	0.24%	2	0.49%	0	0.00%
0046682														
Election Day	0	0.00%	0	0.00%	0	0.00%	0	0.00%	0	0.00%	0	0.00%	0	0.00%
Vote by Mail	0	0.00%	0	0.00%	1	0.34%	3	1.02%	2	0.68%	1	0.34%	1	0.34%
Canvass	0	0.00%	0	0.00%	0	0.00%	0	0.00%	0	0.00%	0	0.00%	0	0.00%
Total	0	0.00%	0	0.00%	1	0.33%	3	0.98%	2	0.65%	1	0.33%	1	0.33%
0046727														
Election Day	0	0.00%	0	0.00%	0	0.00%	0	0.00%	0	0.00%	0	0.00%	0	0.00%
Vote by Mail	4	1.67%	0	0.00%	0	0.00%	6	2.51%	0	0.00%	0	0.00%	0	0.00%
Canvass	0	0.00%	0	0.00%	0	0.00%	0	0.00%	0	0.00%	0	0.00%	0	0.00%
Total	4	1.61%	0	0.00%	0	0.00%	6	2.41%	0	0.00%	0	0.00%	0	0.00%
0046828														
Election Day	0	0.00%	0	0.00%	0	0.00%	0	0.00%	0	0.00%	0	0.00%	0	0.00%
Vote by Mail	1	0.25%	7	1.76%	1	0.25%	1	0.25%	0	0.00%	1	0.25%	0	0.00%
Canvass	0	0.00%	0	0.00%	0	0.00%	0	0.00%	0	0.00%	0	0.00%	0	0.00%
Total	1	0.24%	7	1.69%	1	0.24%	1	0.24%	0	0.00%	1	0.24%	0	0.00%

Precinct	DANIEL MERCURI (REP)		JACQUELINE MCGOWAN (DEM)		DAVID MOORE (NPP)		DAVID ALEXANDER BRAMANTE (REP)		HOLLY L. BAADE (DEM)		ANGELYNE (NPP)		JAMES G. HANINK (NPP)	
0046307														
Election Day	0	0.00%	0	0.00%	0	0.00%	0	0.00%	0	0.00%	0	0.00%	0	0.00%
Vote by Mail	0	0.00%	23	4.22%	2	0.37%	2	0.37%	9	1.65%	8	1.47%	0	0.00%
Canvass	0	0.00%	0	0.00%	0	0.00%	0	0.00%	0	0.00%	0	0.00%	0	0.00%
Total	0	0.00%	23	4.06%	2	0.35%	2	0.35%	9	1.59%	8	1.41%	0	0.00%
0046445														
Election Day	0	0.00%	0	0.00%	0	0.00%	0	0.00%	0	0.00%	0	0.00%	0	0.00%
Vote by Mail	0	0.00%	22	4.36%	5	0.99%	0	0.00%	8	1.58%	3	0.59%	0	0.00%
Canvass	0	0.00%	0	0.00%	0	0.00%	0	0.00%	0	0.00%	0	0.00%	0	0.00%
Total	0	0.00%	22	4.17%	5	0.95%	0	0.00%	8	1.52%	3	0.57%	0	0.00%
0046618														
Election Day	0	0.00%	0	0.00%	0	0.00%	0	0.00%	1	9.09%	0	0.00%	0	0.00%
Vote by Mail	0	0.00%	17	4.29%	1	0.25%	1	0.25%	3	0.76%	0	0.00%	2	0.51%
Canvass	0	0.00%	0	0.00%	0	0.00%	0	0.00%	1	33.33%	0	0.00%	0	0.00%
Total	0	0.00%	17	4.15%	1	0.24%	1	0.24%	5	1.22%	0	0.00%	2	0.49%
0046682														
Election Day	0	0.00%	0	0.00%	0	0.00%	0	0.00%	0	0.00%	0	0.00%	0	0.00%
Vote by Mail	1	0.34%	9	3.07%	2	0.68%	0	0.00%	6	2.05%	3	1.02%	0	0.00%
Canvass	0	0.00%	0	0.00%	0	0.00%	0	0.00%	0	0.00%	0	0.00%	0	0.00%
Total	1	0.33%	9	2.93%	2	0.65%	0	0.00%	6	1.95%	3	0.98%	0	0.00%
0046727														
Election Day	0	0.00%	0	0.00%	0	0.00%	0	0.00%	0	0.00%	0	0.00%	0	0.00%
Vote by Mail	0	0.00%	10	4.18%	0	0.00%	1	0.42%	3	1.26%	0	0.00%	0	0.00%
Canvass	0	0.00%	0	0.00%	0	0.00%	0	0.00%	0	0.00%	0	0.00%	0	0.00%
Total	0	0.00%	10	4.02%	0	0.00%	1	0.40%	3	1.20%	0	0.00%	0	0.00%
0046828														
Election Day	0	0.00%	1	7.14%	0	0.00%	0	0.00%	0	0.00%	0	0.00%	0	0.00%
Vote by Mail	1	0.25%	14	3.52%	6	1.51%	6	1.51%	4	1.01%	1	0.25%	0	0.00%
Canvass	0	0.00%	0	0.00%	0	0.00%	0	0.00%	0	0.00%	0	0.00%	0	0.00%
Total	1	0.24%	15	3.62%	6	1.45%	6	1.45%	4	0.97%	1	0.24%	0	0.00%

Precinct	DAVID HILLBERG (REP)		JEFF HEWITT (LIB)		JOHN R. DRAKE (DEM)		LARRY A. ELDER (REP)		KEVIN PAFFRATH (DEM)		ADAM PAPAGAN (NPP)		ARMANDO "MANDO" PEREZ- SERRATO (DEM)	
0046307														
Election Day	0	0.00%	0	0.00%	0	0.00%	11	64.71%	0	0.00%	0	0.00%	0	0.00%
Vote by Mail	0	0.00%	10	1.83%	8	1.47%	161	29.54%	86	15.78%	0	0.00%	3	0.55%
Canvass	0	0.00%	0	0.00%	0	0.00%	3	75.00%	0	0.00%	0	0.00%	0	0.00%
Total	0	0.00%	10	1.77%	8	1.41%	175	30.92%	86	15.19%	0	0.00%	3	0.53%
0046445														
Election Day	0	0.00%	0	0.00%	0	0.00%	11	50.00%	1	4.55%	0	0.00%	1	4.55%
Vote by Mail	0	0.00%	6	1.19%	7	1.39%	180	35.64%	63	12.48%	0	0.00%	15	2.97%
Canvass	0	0.00%	0	0.00%	0	0.00%	1	100.00%	0	0.00%	0	0.00%	0	0.00%
Total	0	0.00%	6	1.14%	7	1.33%	192	36.36%	64	12.12%	0	0.00%	16	3.03%
0046618														
Election Day	0	0.00%	0	0.00%	0	0.00%	7	63.64%	1	9.09%	0	0.00%	0	0.00%
Vote by Mail	0	0.00%	1	0.25%	3	0.76%	122	30.81%	48	12.12%	1	0.25%	12	3.03%
Canvass	0	0.00%	0	0.00%	0	0.00%	0	0.00%	0	0.00%	0	0.00%	0	0.00%
Total	0	0.00%	1	0.24%	3	0.73%	129	31.46%	49	11.95%	1	0.24%	12	2.93%
0046682														
Election Day	0	0.00%	0	0.00%	0	0.00%	3	27.27%	0	0.00%	0	0.00%	0	0.00%
Vote by Mail	0	0.00%	0	0.00%	3	1.02%	92	31.40%	30	10.24%	0	0.00%	4	1.37%
Canvass	0	0.00%	0	0.00%	0	0.00%	2	66.67%	0	0.00%	0	0.00%	0	0.00%
Total	0	0.00%	0	0.00%	3	0.98%	97	31.60%	30	9.77%	0	0.00%	4	1.30%
0046727														
Election Day	0	0.00%	0	0.00%	0	0.00%	6	66.67%	1	11.11%	0	0.00%	0	0.00%
Vote by Mail	0	0.00%	1	0.42%	2	0.84%	92	38.49%	26	10.88%	0	0.00%	2	0.84%
Canvass	0	0.00%	0	0.00%	0	0.00%	1	100.00%	0	0.00%	0	0.00%	0	0.00%
Total	0	0.00%	1	0.40%	2	0.80%	99	39.76%	27	10.84%	0	0.00%	2	0.80%
0046828														
Election Day	0	0.00%	1	7.14%	0	0.00%	9	64.29%	0	0.00%	0	0.00%	0	0.00%
Vote by Mail	0	0.00%	1	0.25%	7	1.76%	163	40.95%	44	11.06%	0	0.00%	4	1.01%
Canvass	0	0.00%	0	0.00%	0	0.00%	1	50.00%	0	0.00%	0	0.00%	0	0.00%
Total	0	0.00%	2	0.48%	7	1.69%	173	41.79%	44	10.63%	0	0.00%	4	0.97%

Precinct	JOHN COX (REP)		HEATHER COLLINS (G-P)		DANIEL WATTS (DEM)		NICKOLAS WILDSTAR (REP)		SARAH STEPHENS (REP)		DENVER STONER (REP)		JOE M. SYMMON (REP)	
0046307														
Election Day	0	0.00%	1	5.88%	0	0.00%	0	0.00%	0	0.00%	0	0.00%	0	0.00%
Vote by Mail	22	4.04%	6	1.10%	15	2.75%	0	0.00%	0	0.00%	1	0.18%	0	0.00%
Canvass	0	0.00%	0	0.00%	0	0.00%	0	0.00%	0	0.00%	0	0.00%	0	0.00%
Total	22	3.89%	7	1.24%	15	2.65%	0	0.00%	0	0.00%	1	0.18%	0	0.00%
0046445														
Election Day	1	4.55%	0	0.00%	0	0.00%	0	0.00%	0	0.00%	0	0.00%	0	0.00%
Vote by Mail	24	4.75%	4	0.79%	16	3.17%	0	0.00%	0	0.00%	1	0.20%	2	0.40%
Canvass	0	0.00%	0	0.00%	0	0.00%	0	0.00%	0	0.00%	0	0.00%	0	0.00%
Total	25	4.73%	4	0.76%	16	3.03%	0	0.00%	0	0.00%	1	0.19%	2	0.38%
0046618														
Election Day	0	0.00%	0	0.00%	0	0.00%	0	0.00%	0	0.00%	0	0.00%	0	0.00%
Vote by Mail	24	6.06%	2	0.51%	10	2.53%	0	0.00%	0	0.00%	2	0.51%	0	0.00%
Canvass	0	0.00%	0	0.00%	0	0.00%	0	0.00%	0	0.00%	0	0.00%	0	0.00%
Total	24	5.85%	2	0.49%	10	2.44%	0	0.00%	0	0.00%	2	0.49%	0	0.00%
0046682														
Election Day	2	18.18%	1	9.09%	0	0.00%	0	0.00%	0	0.00%	0	0.00%	0	0.00%
Vote by Mail	12	4.10%	1	0.34%	22	7.51%	0	0.00%	0	0.00%	1	0.34%	0	0.00%
Canvass	0	0.00%	0	0.00%	0	0.00%	0	0.00%	0	0.00%	0	0.00%	0	0.00%
Total	14	4.56%	2	0.65%	22	7.17%	0	0.00%	0	0.00%	1	0.33%	0	0.00%
0046727														
Election Day	0	0.00%	0	0.00%	0	0.00%	0	0.00%	0	0.00%	0	0.00%	0	0.00%
Vote by Mail	3	1.26%	1	0.42%	16	6.69%	0	0.00%	0	0.00%	0	0.00%	0	0.00%
Canvass	0	0.00%	0	0.00%	0	0.00%	0	0.00%	0	0.00%	0	0.00%	0	0.00%
Total	3	1.20%	1	0.40%	16	6.43%	0	0.00%	0	0.00%	0	0.00%	0	0.00%
0046828														
Election Day	0	0.00%	0	0.00%	0	0.00%	0	0.00%	0	0.00%	0	0.00%	0	0.00%
Vote by Mail	17	4.27%	0	0.00%	14	3.52%	0	0.00%	1	0.25%	2	0.50%	0	0.00%
Canvass	0	0.00%	0	0.00%	0	0.00%	0	0.00%	0	0.00%	0	0.00%	0	0.00%
Total	17	4.11%	0	0.00%	14	3.38%	0	0.00%	1	0.24%	2	0.48%	0	0.00%

Precinct	MAJOR SINGH (NPP)		DOUG OSE (REP)		Write-in		Total Votes	ROXANNE Qualified Write In		STACY SMITH Qualified Write In		MAJOR WILLIAMS Qualified Write In	
0046307													
Election Day	0	0.00%	0	0.00%	0	0.00%	17	0	0.00%	0	0.00%	0	0.00%
Vote by Mail	3	0.55%	2	0.37%	0	0.00%	545	0	0.00%	0	0.00%	0	0.00%
Canvass	0	0.00%	0	0.00%	0	0.00%	4	0	0.00%	0	0.00%	0	0.00%
Total	3	0.53%	2	0.35%	0	0.00%	566	0	0.00%	0	0.00%	0	0.00%
0046445													
Election Day	0	0.00%	0	0.00%	0	0.00%	22	0	0.00%	0	0.00%	0	0.00%
Vote by Mail	2	0.40%	7	1.39%	2	0.40%	505	0	0.00%	0	0.00%	2	0.40%
Canvass	0	0.00%	0	0.00%	0	0.00%	1	0	0.00%	0	0.00%	0	0.00%
Total	2	0.38%	7	1.33%	2	0.38%	528	0	0.00%	0	0.00%	2	0.38%
0046618													
Election Day	0	0.00%	0	0.00%	0	0.00%	11	0	0.00%	0	0.00%	0	0.00%
Vote by Mail	5	1.26%	5	1.26%	0	0.00%	396	0	0.00%	0	0.00%	0	0.00%
Canvass	0	0.00%	0	0.00%	0	0.00%	3	0	0.00%	0	0.00%	0	0.00%
Total	5	1.22%	5	1.22%	0	0.00%	410	0	0.00%	0	0.00%	0	0.00%
0046682													
Election Day	0	0.00%	0	0.00%	0	0.00%	11	0	0.00%	0	0.00%	0	0.00%
Vote by Mail	0	0.00%	5	1.71%	0	0.00%	293	0	0.00%	0	0.00%	0	0.00%
Canvass	0	0.00%	0	0.00%	0	0.00%	3	0	0.00%	0	0.00%	0	0.00%
Total	0	0.00%	5	1.63%	0	0.00%	307	0	0.00%	0	0.00%	0	0.00%
0046727													
Election Day	0	0.00%	0	0.00%	0	0.00%	9	0	0.00%	0	0.00%	0	0.00%
Vote by Mail	1	0.42%	2	0.84%	0	0.00%	239	0	0.00%	0	0.00%	0	0.00%
Canvass	0	0.00%	0	0.00%	0	0.00%	1	0	0.00%	0	0.00%	0	0.00%
Total	1	0.40%	2	0.80%	0	0.00%	249	0	0.00%	0	0.00%	0	0.00%
0046828													
Election Day	0	0.00%	0	0.00%	0	0.00%	14	0	0.00%	0	0.00%	0	0.00%
Vote by Mail	1	0.25%	4	1.01%	0	0.00%	398	0	0.00%	0	0.00%	0	0.00%
Canvass	0	0.00%	0	0.00%	0	0.00%	2	0	0.00%	0	0.00%	0	0.00%
Total	1	0.24%	4	0.97%	0	0.00%	414	0	0.00%	0	0.00%	0	0.00%

Precinct	THUY E. HUGENS Qualified Write In		MIKI HABRYN Qualified Write In		VINCE LUNDGREN Qualified Write In		VIVEK B. MOHAN Qualified Write In	
0046307								
Election Day	0	0.00%	0	0.00%	0	0.00%	0	0.00%
Vote by Mail	0	0.00%	0	0.00%	0	0.00%	0	0.00%
Canvass	0	0.00%	0	0.00%	0	0.00%	0	0.00%
Total	0	0.00%	0	0.00%	0	0.00%	0	0.00%
0046445								
Election Day	0	0.00%	0	0.00%	0	0.00%	0	0.00%
Vote by Mail	0	0.00%	0	0.00%	0	0.00%	0	0.00%
Canvass	0	0.00%	0	0.00%	0	0.00%	0	0.00%
Total	0	0.00%	0	0.00%	0	0.00%	0	0.00%
0046618								
Election Day	0	0.00%	0	0.00%	0	0.00%	0	0.00%
Vote by Mail	0	0.00%	0	0.00%	0	0.00%	0	0.00%
Canvass	0	0.00%	0	0.00%	0	0.00%	0	0.00%
Total	0	0.00%	0	0.00%	0	0.00%	0	0.00%
0046682								
Election Day	0	0.00%	0	0.00%	0	0.00%	0	0.00%
Vote by Mail	0	0.00%	0	0.00%	0	0.00%	0	0.00%
Canvass	0	0.00%	0	0.00%	0	0.00%	0	0.00%
Total	0	0.00%	0	0.00%	0	0.00%	0	0.00%
0046727								
Election Day	0	0.00%	0	0.00%	0	0.00%	0	0.00%
Vote by Mail	0	0.00%	0	0.00%	0	0.00%	0	0.00%
Canvass	0	0.00%	0	0.00%	0	0.00%	0	0.00%
Total	0	0.00%	0	0.00%	0	0.00%	0	0.00%
0046828								
Election Day	0	0.00%	0	0.00%	0	0.00%	0	0.00%
Vote by Mail	0	0.00%	0	0.00%	0	0.00%	0	0.00%
Canvass	0	0.00%	0	0.00%	0	0.00%	0	0.00%
Total	0	0.00%	0	0.00%	0	0.00%	0	0.00%

Precinct	Times Cast	Registered Voters	Undervotes	Overvotes
0047018				
Election Day	21	1,381	4	0
Vote by Mail	847	1,381	463	3
Canvass	6	1,381	1	0
Total	874	1,381	468	3
0047051				
Election Day	22	1,653	5	0
Vote by Mail	1,156	1,653	689	3
Canvass	11	1,653	3	0
Total	1,189	1,653	697	3
0047116				
Election Day	22	1,645	4	0
Vote by Mail	1,285	1,645	639	0
Canvass	8	1,645	2	0
Total	1,315	1,645	645	0
0047154				
Election Day	36	1,506	5	0
Vote by Mail	1,075	1,506	575	2
Canvass	2	1,506	2	0
Total	1,113	1,506	582	2
0047187				
Election Day	47	1,715	12	0
Vote by Mail	1,225	1,715	672	0
Canvass	5	1,715	2	0
Total	1,277	1,715	686	0
0047199				
Election Day	26	1,340	5	0
Vote by Mail	884	1,340	513	1
Canvass	5	1,340	4	0
Total	915	1,340	522	1

Precinct	DAN KAPELOVITZ (G-P)		KEVIN K. KAUL (NPP)	
0047018				
Election Day	0	0.00%	0	0.00%
Vote by Mail	3	0.79%	0	0.00%
Canvass	0	0.00%	0	0.00%
Total	3	0.74%	0	0.00%
0047051				
Election Day	0	0.00%	0	0.00%
Vote by Mail	7	1.51%	0	0.00%
Canvass	0	0.00%	0	0.00%
Total	7	1.43%	0	0.00%
0047116				
Election Day	0	0.00%	0	0.00%
Vote by Mail	11	1.70%	1	0.15%
Canvass	0	0.00%	0	0.00%
Total	11	1.64%	1	0.15%
0047154				
Election Day	0	0.00%	0	0.00%
Vote by Mail	4	0.80%	0	0.00%
Canvass	0		0	
Total	4	0.76%	0	0.00%
0047187				
Election Day	0	0.00%	0	0.00%
Vote by Mail	1	0.18%	0	0.00%
Canvass	0	0.00%	0	0.00%
Total	1	0.17%	0	0.00%
0047199				
Election Day	0	0.00%	0	0.00%
Vote by Mail	5	1.35%	0	0.00%
Canvass	0	0.00%	0	0.00%
Total	5	1.28%	0	0.00%

Precinct	CHAUNCEY "SLIM" KILLENS (REP)		KEVIN KILEY (REP)		PATRICK KILPATRICK (DEM)		ANTHONY TRIMINO (REP)		JOEL VENTRESCA (DEM)		KEVIN L. FAULCONER (REP)		RHONDA FURIN (REP)	
0047018														
Election Day	0	0.00%	0	0.00%	1	5.88%	0	0.00%	0	0.00%	0	0.00%	0	0.00%
Vote by Mail	0	0.00%	19	4.99%	4	1.05%	0	0.00%	8	2.10%	41	10.76%	0	0.00%
Canvass	0	0.00%	0	0.00%	0	0.00%	0	0.00%	0	0.00%	0	0.00%	0	0.00%
Total	0	0.00%	19	4.71%	5	1.24%	0	0.00%	8	1.99%	41	10.17%	0	0.00%
0047051														
Election Day	0	0.00%	0	0.00%	0	0.00%	0	0.00%	0	0.00%	1	5.88%	0	0.00%
Vote by Mail	1	0.22%	24	5.17%	5	1.08%	0	0.00%	18	3.88%	63	13.58%	0	0.00%
Canvass	0	0.00%	2	25.00%	0	0.00%	0	0.00%	0	0.00%	1	12.50%	0	0.00%
Total	1	0.20%	26	5.32%	5	1.02%	0	0.00%	18	3.68%	65	13.29%	0	0.00%
0047116														
Election Day	0	0.00%	4	22.22%	0	0.00%	0	0.00%	0	0.00%	1	5.56%	0	0.00%
Vote by Mail	1	0.15%	39	6.04%	11	1.70%	0	0.00%	14	2.17%	125	19.35%	0	0.00%
Canvass	0	0.00%	0	0.00%	0	0.00%	0	0.00%	0	0.00%	0	0.00%	0	0.00%
Total	1	0.15%	43	6.42%	11	1.64%	0	0.00%	14	2.09%	126	18.81%	0	0.00%
0047154														
Election Day	0	0.00%	2	6.45%	0	0.00%	1	3.23%	0	0.00%	3	9.68%	0	0.00%
Vote by Mail	0	0.00%	37	7.43%	5	1.00%	0	0.00%	6	1.20%	51	10.24%	2	0.40%
Canvass	0		0		0		0		0		0		0	
Total	0	0.00%	39	7.37%	5	0.95%	1	0.19%	6	1.13%	54	10.21%	2	0.38%
0047187														
Election Day	0	0.00%	0	0.00%	0	0.00%	0	0.00%	0	0.00%	1	2.86%	0	0.00%
Vote by Mail	0	0.00%	17	3.07%	5	0.90%	1	0.18%	18	3.25%	87	15.73%	6	1.08%
Canvass	0	0.00%	0	0.00%	0	0.00%	0	0.00%	0	0.00%	0	0.00%	0	0.00%
Total	0	0.00%	17	2.88%	5	0.85%	1	0.17%	18	3.05%	88	14.89%	6	1.02%
0047199														
Election Day	0	0.00%	1	4.76%	0	0.00%	1	4.76%	0	0.00%	0	0.00%	0	0.00%
Vote by Mail	0	0.00%	11	2.97%	7	1.89%	0	0.00%	21	5.68%	42	11.35%	1	0.27%
Canvass	0	0.00%	0	0.00%	0	0.00%	0	0.00%	0	0.00%	0	0.00%	0	0.00%
Total	0	0.00%	12	3.06%	7	1.79%	1	0.26%	21	5.36%	42	10.71%	1	0.26%

Precinct	ROBERT C. NEWMAN II (REP)		DENNIS RICHTER (NPP)		BRANDON M. ROSS (DEM)		SAM L. GALLUCCI (REP)		TED GAINES (REP)		CAITLYN JENNER (REP)		LEO S. ZACKY (REP)	
0047018														
Election Day	1	5.88%	0	0.00%	3	17.65%	0	0.00%	0	0.00%	0	0.00%	0	0.00%
Vote by Mail	0	0.00%	0	0.00%	33	8.66%	0	0.00%	5	1.31%	5	1.31%	0	0.00%
Canvass	0	0.00%	0	0.00%	0	0.00%	0	0.00%	0	0.00%	0	0.00%	0	0.00%
Total	1	0.25%	0	0.00%	36	8.93%	0	0.00%	5	1.24%	5	1.24%	0	0.00%
0047051														
Election Day	0	0.00%	0	0.00%	2	11.76%	0	0.00%	0	0.00%	0	0.00%	0	0.00%
Vote by Mail	0	0.00%	3	0.65%	27	5.82%	0	0.00%	3	0.65%	3	0.65%	0	0.00%
Canvass	0	0.00%	0	0.00%	0	0.00%	0	0.00%	0	0.00%	0	0.00%	0	0.00%
Total	0	0.00%	3	0.61%	29	5.93%	0	0.00%	3	0.61%	3	0.61%	0	0.00%
0047116														
Election Day	0	0.00%	0	0.00%	2	11.11%	0	0.00%	0	0.00%	1	5.56%	0	0.00%
Vote by Mail	0	0.00%	0	0.00%	35	5.42%	0	0.00%	12	1.86%	0	0.00%	1	0.15%
Canvass	0	0.00%	0	0.00%	2	33.33%	0	0.00%	0	0.00%	0	0.00%	0	0.00%
Total	0	0.00%	0	0.00%	39	5.82%	0	0.00%	12	1.79%	1	0.15%	1	0.15%
0047154														
Election Day	1	3.23%	0	0.00%	4	12.90%	0	0.00%	0	0.00%	0	0.00%	0	0.00%
Vote by Mail	0	0.00%	0	0.00%	27	5.42%	0	0.00%	15	3.01%	4	0.80%	1	0.20%
Canvass	0		0		0		0		0		0		0	
Total	1	0.19%	0	0.00%	31	5.86%	0	0.00%	15	2.84%	4	0.76%	1	0.19%
0047187														
Election Day	0	0.00%	1	2.86%	2	5.71%	0	0.00%	0	0.00%	1	2.86%	0	0.00%
Vote by Mail	1	0.18%	2	0.36%	46	8.32%	0	0.00%	12	2.17%	5	0.90%	0	0.00%
Canvass	0	0.00%	0	0.00%	0	0.00%	0	0.00%	0	0.00%	0	0.00%	0	0.00%
Total	1	0.17%	3	0.51%	48	8.12%	0	0.00%	12	2.03%	6	1.02%	0	0.00%
0047199														
Election Day	1	4.76%	0	0.00%	2	9.52%	0	0.00%	0	0.00%	0	0.00%	0	0.00%
Vote by Mail	1	0.27%	0	0.00%	36	9.73%	0	0.00%	8	2.16%	4	1.08%	0	0.00%
Canvass	0	0.00%	0	0.00%	0	0.00%	0	0.00%	0	0.00%	0	0.00%	0	0.00%
Total	2	0.51%	0	0.00%	38	9.69%	0	0.00%	8	2.04%	4	1.02%	0	0.00%

Precinct	JENNY RAE LE ROUX (REP)		DAVID LOZANO (REP)		STEVE CHAVEZ LODGE (REP)		MICHAEL LOEBBS (NPP)		DENIS LUCEY (NPP)		DIEGO MARTINEZ (REP)		JEREMIAH "JEREMY" MARCINIAK (NPP)	
0047018														
Election Day	0	0.00%	0	0.00%	0	0.00%	0	0.00%	0	0.00%	0	0.00%	0	0.00%
Vote by Mail	0	0.00%	0	0.00%	1	0.26%	2	0.52%	0	0.00%	0	0.00%	0	0.00%
Canvass	0	0.00%	0	0.00%	0	0.00%	0	0.00%	0	0.00%	0	0.00%	0	0.00%
Total	0	0.00%	0	0.00%	1	0.25%	2	0.50%	0	0.00%	0	0.00%	0	0.00%
0047051														
Election Day	0	0.00%	0	0.00%	0	0.00%	0	0.00%	0	0.00%	0	0.00%	0	0.00%
Vote by Mail	0	0.00%	2	0.43%	0	0.00%	3	0.65%	0	0.00%	0	0.00%	0	0.00%
Canvass	0	0.00%	1	12.50%	0	0.00%	0	0.00%	0	0.00%	0	0.00%	0	0.00%
Total	0	0.00%	3	0.61%	0	0.00%	3	0.61%	0	0.00%	0	0.00%	0	0.00%
0047116														
Election Day	0	0.00%	0	0.00%	0	0.00%	0	0.00%	0	0.00%	0	0.00%	0	0.00%
Vote by Mail	0	0.00%	0	0.00%	0	0.00%	0	0.00%	0	0.00%	0	0.00%	0	0.00%
Canvass	0	0.00%	0	0.00%	0	0.00%	0	0.00%	0	0.00%	0	0.00%	0	0.00%
Total	0	0.00%	0	0.00%	0	0.00%	0	0.00%	0	0.00%	0	0.00%	0	0.00%
0047154														
Election Day	0	0.00%	0	0.00%	0	0.00%	0	0.00%	1	3.23%	2	6.45%	0	0.00%
Vote by Mail	0	0.00%	0	0.00%	2	0.40%	3	0.60%	1	0.20%	0	0.00%	0	0.00%
Canvass	0		0		0		0		0		0		0	
Total	0	0.00%	0	0.00%	2	0.38%	3	0.57%	2	0.38%	2	0.38%	0	0.00%
0047187														
Election Day	0	0.00%	0	0.00%	0	0.00%	0	0.00%	0	0.00%	0	0.00%	0	0.00%
Vote by Mail	2	0.36%	0	0.00%	1	0.18%	3	0.54%	0	0.00%	0	0.00%	0	0.00%
Canvass	0	0.00%	0	0.00%	0	0.00%	0	0.00%	0	0.00%	0	0.00%	0	0.00%
Total	2	0.34%	0	0.00%	1	0.17%	3	0.51%	0	0.00%	0	0.00%	0	0.00%
0047199														
Election Day	1	4.76%	0	0.00%	0	0.00%	0	0.00%	0	0.00%	0	0.00%	0	0.00%
Vote by Mail	0	0.00%	2	0.54%	0	0.00%	3	0.81%	0	0.00%	1	0.27%	0	0.00%
Canvass	0	0.00%	0	0.00%	0	0.00%	0	0.00%	0	0.00%	0	0.00%	0	0.00%
Total	1	0.26%	2	0.51%	0	0.00%	3	0.77%	0	0.00%	1	0.26%	0	0.00%

Precinct	DANIEL MERCURI (REP)		JACQUELINE MCGOWAN (DEM)		DAVID MOORE (NPP)		DAVID ALEXANDER BRAMANTE (REP)		HOLLY L. BAADE (DEM)		ANGELYNE (NPP)		JAMES G. HANINK (NPP)	
0047018														
Election Day	0	0.00%	3	17.65%	0	0.00%	0	0.00%	0	0.00%	0	0.00%	0	0.00%
Vote by Mail	0	0.00%	27	7.09%	1	0.26%	1	0.26%	4	1.05%	3	0.79%	0	0.00%
Canvass	0	0.00%	1	20.00%	0	0.00%	0	0.00%	0	0.00%	0	0.00%	0	0.00%
Total	0	0.00%	31	7.69%	1	0.25%	1	0.25%	4	0.99%	3	0.74%	0	0.00%
0047051														
Election Day	0	0.00%	1	5.88%	0	0.00%	0	0.00%	1	5.88%	0	0.00%	0	0.00%
Vote by Mail	0	0.00%	28	6.03%	2	0.43%	0	0.00%	6	1.29%	3	0.65%	0	0.00%
Canvass	0	0.00%	2	25.00%	1	12.50%	0	0.00%	0	0.00%	0	0.00%	0	0.00%
Total	0	0.00%	31	6.34%	3	0.61%	0	0.00%	7	1.43%	3	0.61%	0	0.00%
0047116														
Election Day	0	0.00%	1	5.56%	0	0.00%	0	0.00%	0	0.00%	0	0.00%	0	0.00%
Vote by Mail	0	0.00%	19	2.94%	4	0.62%	0	0.00%	3	0.46%	0	0.00%	0	0.00%
Canvass	0	0.00%	0	0.00%	0	0.00%	0	0.00%	0	0.00%	0	0.00%	0	0.00%
Total	0	0.00%	20	2.99%	4	0.60%	0	0.00%	3	0.45%	0	0.00%	0	0.00%
0047154														
Election Day	0	0.00%	1	3.23%	0	0.00%	0	0.00%	0	0.00%	1	3.23%	0	0.00%
Vote by Mail	0	0.00%	14	2.81%	6	1.20%	0	0.00%	3	0.60%	1	0.20%	2	0.40%
Canvass	0		0		0		0		0		0		0	
Total	0	0.00%	15	2.84%	6	1.13%	0	0.00%	3	0.57%	2	0.38%	2	0.38%
0047187														
Election Day	0	0.00%	3	8.57%	0	0.00%	0	0.00%	0	0.00%	0	0.00%	0	0.00%
Vote by Mail	0	0.00%	26	4.70%	2	0.36%	0	0.00%	4	0.72%	2	0.36%	0	0.00%
Canvass	0	0.00%	1	33.33%	0	0.00%	0	0.00%	0	0.00%	0	0.00%	0	0.00%
Total	0	0.00%	30	5.08%	2	0.34%	0	0.00%	4	0.68%	2	0.34%	0	0.00%
0047199														
Election Day	0	0.00%	1	4.76%	0	0.00%	0	0.00%	0	0.00%	0	0.00%	0	0.00%
Vote by Mail	0	0.00%	12	3.24%	2	0.54%	0	0.00%	2	0.54%	3	0.81%	1	0.27%
Canvass	0	0.00%	0	0.00%	0	0.00%	0	0.00%	0	0.00%	0	0.00%	0	0.00%
Total	0	0.00%	13	3.32%	2	0.51%	0	0.00%	2	0.51%	3	0.77%	1	0.26%

Precinct	DAVID HILLBERG (REP)		JEFF HEWITT (LIB)		JOHN R. DRAKE (DEM)		LARRY A. ELDER (REP)		KEVIN PAFFRATH (DEM)		ADAM PAPAGAN (NPP)		ARMANDO "MANDO" PEREZ- SERRATO (DEM)	
0047018														
Election Day	0	0.00%	0	0.00%	1	5.88%	8	47.06%	0	0.00%	0	0.00%	0	0.00%
Vote by Mail	0	0.00%	1	0.26%	4	1.05%	137	35.96%	51	13.39%	0	0.00%	2	0.52%
Canvass	0	0.00%	0	0.00%	0	0.00%	4	80.00%	0	0.00%	0	0.00%	0	0.00%
Total	0	0.00%	1	0.25%	5	1.24%	149	36.97%	51	12.66%	0	0.00%	2	0.50%
0047051														
Election Day	0	0.00%	0	0.00%	0	0.00%	11	64.71%	0	0.00%	0	0.00%	0	0.00%
Vote by Mail	0	0.00%	4	0.86%	4	0.86%	158	34.05%	67	14.44%	0	0.00%	3	0.65%
Canvass	0	0.00%	0	0.00%	0	0.00%	1	12.50%	0	0.00%	0	0.00%	0	0.00%
Total	0	0.00%	4	0.82%	4	0.82%	170	34.76%	67	13.70%	0	0.00%	3	0.61%
0047116														
Election Day	0	0.00%	0	0.00%	0	0.00%	7	38.89%	0	0.00%	0	0.00%	0	0.00%
Vote by Mail	0	0.00%	3	0.46%	2	0.31%	220	34.06%	93	14.40%	1	0.15%	0	0.00%
Canvass	0	0.00%	0	0.00%	0	0.00%	2	33.33%	2	33.33%	0	0.00%	0	0.00%
Total	0	0.00%	3	0.45%	2	0.30%	229	34.18%	95	14.18%	1	0.15%	0	0.00%
0047154														
Election Day	0	0.00%	0	0.00%	0	0.00%	12	38.71%	2	6.45%	0	0.00%	0	0.00%
Vote by Mail	0	0.00%	8	1.61%	1	0.20%	183	36.75%	64	12.85%	0	0.00%	0	0.00%
Canvass	0		0		0		0		0		0		0	
Total	0	0.00%	8	1.51%	1	0.19%	195	36.86%	66	12.48%	0	0.00%	0	0.00%
0047187														
Election Day	0	0.00%	0	0.00%	0	0.00%	24	68.57%	3	8.57%	0	0.00%	0	0.00%
Vote by Mail	0	0.00%	3	0.54%	4	0.72%	211	38.16%	51	9.22%	0	0.00%	4	0.72%
Canvass	0	0.00%	1	33.33%	0	0.00%	0	0.00%	0	0.00%	0	0.00%	1	33.33%
Total	0	0.00%	4	0.68%	4	0.68%	235	39.76%	54	9.14%	0	0.00%	5	0.85%
0047199														
Election Day	0	0.00%	0	0.00%	0	0.00%	10	47.62%	2	9.52%	0	0.00%	0	0.00%
Vote by Mail	0	0.00%	4	1.08%	2	0.54%	124	33.51%	41	11.08%	0	0.00%	1	0.27%
Canvass	0	0.00%	0	0.00%	0	0.00%	1	100.00%	0	0.00%	0	0.00%	0	0.00%
Total	0	0.00%	4	1.02%	2	0.51%	135	34.44%	43	10.97%	0	0.00%	1	0.26%

Precinct	JOHN COX (REP)		HEATHER COLLINS (G-P)		DANIEL WATTS (DEM)		NICKOLAS WILDSTAR (REP)		SARAH STEPHENS (REP)		DENVER STONER (REP)		JOE M. SYMMON (REP)	
0047018														
Election Day	0	0.00%	0	0.00%	0	0.00%	0	0.00%	0	0.00%	0	0.00%	0	0.00%
Vote by Mail	13	3.41%	3	0.79%	8	2.10%	0	0.00%	0	0.00%	0	0.00%	0	0.00%
Canvass	0	0.00%	0	0.00%	0	0.00%	0	0.00%	0	0.00%	0	0.00%	0	0.00%
Total	13	3.23%	3	0.74%	8	1.99%	0	0.00%	0	0.00%	0	0.00%	0	0.00%
0047051														
Election Day	1	5.88%	0	0.00%	0	0.00%	0	0.00%	0	0.00%	0	0.00%	0	0.00%
Vote by Mail	14	3.02%	3	0.65%	5	1.08%	0	0.00%	1	0.22%	0	0.00%	0	0.00%
Canvass	0	0.00%	0	0.00%	0	0.00%	0	0.00%	0	0.00%	0	0.00%	0	0.00%
Total	15	3.07%	3	0.61%	5	1.02%	0	0.00%	1	0.20%	0	0.00%	0	0.00%
0047116														
Election Day	0	0.00%	0	0.00%	1	5.56%	0	0.00%	0	0.00%	0	0.00%	0	0.00%
Vote by Mail	27	4.18%	1	0.15%	10	1.55%	0	0.00%	0	0.00%	0	0.00%	0	0.00%
Canvass	0	0.00%	0	0.00%	0	0.00%	0	0.00%	0	0.00%	0	0.00%	0	0.00%
Total	27	4.03%	1	0.15%	11	1.64%	0	0.00%	0	0.00%	0	0.00%	0	0.00%
0047154														
Election Day	1	3.23%	0	0.00%	0	0.00%	0	0.00%	0	0.00%	0	0.00%	0	0.00%
Vote by Mail	28	5.62%	4	0.80%	16	3.21%	0	0.00%	0	0.00%	0	0.00%	0	0.00%
Canvass	0		0		0		0		0		0		0	
Total	29	5.48%	4	0.76%	16	3.02%	0	0.00%	0	0.00%	0	0.00%	0	0.00%
0047187														
Election Day	0	0.00%	0	0.00%	0	0.00%	0	0.00%	0	0.00%	0	0.00%	0	0.00%
Vote by Mail	21	3.80%	3	0.54%	2	0.36%	0	0.00%	1	0.18%	0	0.00%	0	0.00%
Canvass	0	0.00%	0	0.00%	0	0.00%	0	0.00%	0	0.00%	0	0.00%	0	0.00%
Total	21	3.55%	3	0.51%	2	0.34%	0	0.00%	1	0.17%	0	0.00%	0	0.00%
0047199														
Election Day	2	9.52%	0	0.00%	0	0.00%	0	0.00%	0	0.00%	0	0.00%	0	0.00%
Vote by Mail	17	4.59%	4	1.08%	6	1.62%	0	0.00%	2	0.54%	0	0.00%	0	0.00%
Canvass	0	0.00%	0	0.00%	0	0.00%	0	0.00%	0	0.00%	0	0.00%	0	0.00%
Total	19	4.85%	4	1.02%	6	1.53%	0	0.00%	2	0.51%	0	0.00%	0	0.00%

Precinct	MAJOR SINGH (NPP)		DOUG OSE (REP)		Write-in		Total Votes	ROXANNE Qualified Write In		STACY SMITH Qualified Write In		MAJOR WILLIAMS Qualified Write In	
0047018													
Election Day	0	0.00%	0	0.00%	0	0.00%	17	0	0.00%	0	0.00%	0	0.00%
Vote by Mail	2	0.52%	2	0.52%	1	0.26%	381	0	0.00%	0	0.00%	1	0.26%
Canvass	0	0.00%	0	0.00%	0	0.00%	5	0	0.00%	0	0.00%	0	0.00%
Total	2	0.50%	2	0.50%	1	0.25%	403	0	0.00%	0	0.00%	1	0.25%
0047051													
Election Day	0	0.00%	0	0.00%	0	0.00%	17	0	0.00%	0	0.00%	0	0.00%
Vote by Mail	0	0.00%	7	1.51%	0	0.00%	464	0	0.00%	0	0.00%	0	0.00%
Canvass	0	0.00%	0	0.00%	0	0.00%	8	0	0.00%	0	0.00%	0	0.00%
Total	0	0.00%	7	1.43%	0	0.00%	489	0	0.00%	0	0.00%	0	0.00%
0047116													
Election Day	0	0.00%	1	5.56%	0	0.00%	18	0	0.00%	0	0.00%	0	0.00%
Vote by Mail	1	0.15%	12	1.86%	0	0.00%	646	0	0.00%	0	0.00%	0	0.00%
Canvass	0	0.00%	0	0.00%	0	0.00%	6	0	0.00%	0	0.00%	0	0.00%
Total	1	0.15%	13	1.94%	0	0.00%	670	0	0.00%	0	0.00%	0	0.00%
0047154													
Election Day	0	0.00%	0	0.00%	0	0.00%	31	0	0.00%	0	0.00%	0	0.00%
Vote by Mail	1	0.20%	9	1.81%	0	0.00%	498	0	0.00%	0	0.00%	0	0.00%
Canvass	0		0		0		0	0		0		0	
Total	1	0.19%	9	1.70%	0	0.00%	529	0	0.00%	0	0.00%	0	0.00%
0047187													
Election Day	0	0.00%	0	0.00%	0	0.00%	35	0	0.00%	0	0.00%	0	0.00%
Vote by Mail	2	0.36%	8	1.45%	2	0.36%	553	0	0.00%	0	0.00%	2	0.36%
Canvass	0	0.00%	0	0.00%	0	0.00%	3	0	0.00%	0	0.00%	0	0.00%
Total	2	0.34%	8	1.35%	2	0.34%	591	0	0.00%	0	0.00%	2	0.34%
0047199													
Election Day	0	0.00%	0	0.00%	0	0.00%	21	0	0.00%	0	0.00%	0	0.00%
Vote by Mail	0	0.00%	7	1.89%	0	0.00%	370	0	0.00%	0	0.00%	0	0.00%
Canvass	0	0.00%	0	0.00%	0	0.00%	1	0	0.00%	0	0.00%	0	0.00%
Total	0	0.00%	7	1.79%	0	0.00%	392	0	0.00%	0	0.00%	0	0.00%

Precinct	THUY E. HUGENS Qualified Write In		MIKI HABRYN Qualified Write In		VINCE LUNDGREN Qualified Write In		VIVEK B. MOHAN Qualified Write In	
0047018								
Election Day	0	0.00%	0	0.00%	0	0.00%	0	0.00%
Vote by Mail	0	0.00%	0	0.00%	0	0.00%	0	0.00%
Canvass	0	0.00%	0	0.00%	0	0.00%	0	0.00%
Total	0	0.00%	0	0.00%	0	0.00%	0	0.00%
0047051								
Election Day	0	0.00%	0	0.00%	0	0.00%	0	0.00%
Vote by Mail	0	0.00%	0	0.00%	0	0.00%	0	0.00%
Canvass	0	0.00%	0	0.00%	0	0.00%	0	0.00%
Total	0	0.00%	0	0.00%	0	0.00%	0	0.00%
0047116								
Election Day	0	0.00%	0	0.00%	0	0.00%	0	0.00%
Vote by Mail	0	0.00%	0	0.00%	0	0.00%	0	0.00%
Canvass	0	0.00%	0	0.00%	0	0.00%	0	0.00%
Total	0	0.00%	0	0.00%	0	0.00%	0	0.00%
0047154								
Election Day	0	0.00%	0	0.00%	0	0.00%	0	0.00%
Vote by Mail	0	0.00%	0	0.00%	0	0.00%	0	0.00%
Canvass	0		0		0		0	
Total	0	0.00%	0	0.00%	0	0.00%	0	0.00%
0047187								
Election Day	0	0.00%	0	0.00%	0	0.00%	0	0.00%
Vote by Mail	0	0.00%	0	0.00%	0	0.00%	0	0.00%
Canvass	0	0.00%	0	0.00%	0	0.00%	0	0.00%
Total	0	0.00%	0	0.00%	0	0.00%	0	0.00%
0047199								
Election Day	0	0.00%	0	0.00%	0	0.00%	0	0.00%
Vote by Mail	0	0.00%	0	0.00%	0	0.00%	0	0.00%
Canvass	0	0.00%	0	0.00%	0	0.00%	0	0.00%
Total	0	0.00%	0	0.00%	0	0.00%	0	0.00%

Precinct	Times Cast	Registered Voters	Undervotes	Overvotes
0047249				
Election Day	36	1,555	7	0
Vote by Mail	1,129	1,555	634	4
Canvass	4	1,555	3	0
Total	1,169	1,555	644	4
0047348				
Election Day	24	1,449	11	0
Vote by Mail	1,070	1,449	584	1
Canvass	4	1,449	2	0
Total	1,098	1,449	597	1
0047370				
Election Day	35	1,735	9	0
Vote by Mail	1,281	1,735	685	2
Canvass	3	1,735	0	0
Total	1,319	1,735	694	2
0047411				
Election Day	39	1,525	14	0
Vote by Mail	1,116	1,525	626	2
Canvass	5	1,525	1	0
Total	1,160	1,525	641	2
0047515				
Election Day	19	1,664	5	0
Vote by Mail	1,175	1,664	675	2
Canvass	5	1,664	2	0
Total	1,199	1,664	682	2
0047530				
Election Day	33	1,519	10	0
Vote by Mail	896	1,519	518	4
Canvass	5	1,519	2	0
Total	934	1,519	530	4

Precinct	DAN KAPELOVITZ (G-P)		KEVIN K. KAUL (NPP)	
0047249				
Election Day	0	0.00%	0	0.00%
Vote by Mail	2	0.41%	0	0.00%
Canvass	0	0.00%	0	0.00%
Total	2	0.38%	0	0.00%
0047348				
Election Day	0	0.00%	0	0.00%
Vote by Mail	4	0.82%	1	0.21%
Canvass	0	0.00%	0	0.00%
Total	4	0.80%	1	0.20%
0047370				
Election Day	0	0.00%	0	0.00%
Vote by Mail	7	1.18%	0	0.00%
Canvass	0	0.00%	0	0.00%
Total	7	1.12%	0	0.00%
0047411				
Election Day	0	0.00%	0	0.00%
Vote by Mail	4	0.82%	0	0.00%
Canvass	0	0.00%	0	0.00%
Total	4	0.77%	0	0.00%
0047515				
Election Day	0	0.00%	0	0.00%
Vote by Mail	5	1.00%	0	0.00%
Canvass	0	0.00%	0	0.00%
Total	5	0.97%	0	0.00%
0047530				
Election Day	0	0.00%	0	0.00%
Vote by Mail	7	1.87%	1	0.27%
Canvass	0	0.00%	0	0.00%
Total	7	1.75%	1	0.25%

Precinct	CHAUNCEY "SLIM" KILLENS (REP)		KEVIN KILEY (REP)		PATRICK KILPATRICK (DEM)		ANTHONY TRIMINO (REP)		JOEL VENTRESCA (DEM)		KEVIN L. FAULCONER (REP)		RHONDA FURIN (REP)	
0047249														
Election Day	0	0.00%	3	10.34%	0	0.00%	0	0.00%	0	0.00%	1	3.45%	0	0.00%
Vote by Mail	0	0.00%	29	5.91%	5	1.02%	0	0.00%	12	2.44%	55	11.20%	0	0.00%
Canvass	0	0.00%	0	0.00%	0	0.00%	0	0.00%	0	0.00%	0	0.00%	0	0.00%
Total	0	0.00%	32	6.14%	5	0.96%	0	0.00%	12	2.30%	56	10.75%	0	0.00%
0047348														
Election Day	0	0.00%	0	0.00%	0	0.00%	0	0.00%	0	0.00%	0	0.00%	0	0.00%
Vote by Mail	0	0.00%	19	3.92%	7	1.44%	0	0.00%	15	3.09%	60	12.37%	2	0.41%
Canvass	0	0.00%	0	0.00%	0	0.00%	0	0.00%	0	0.00%	1	50.00%	0	0.00%
Total	0	0.00%	19	3.80%	7	1.40%	0	0.00%	15	3.00%	61	12.20%	2	0.40%
0047370														
Election Day	0	0.00%	2	7.69%	0	0.00%	2	7.69%	0	0.00%	1	3.85%	0	0.00%
Vote by Mail	0	0.00%	23	3.87%	7	1.18%	0	0.00%	19	3.20%	63	10.61%	2	0.34%
Canvass	0	0.00%	1	33.33%	0	0.00%	0	0.00%	0	0.00%	0	0.00%	0	0.00%
Total	0	0.00%	26	4.17%	7	1.12%	2	0.32%	19	3.05%	64	10.27%	2	0.32%
0047411														
Election Day	0	0.00%	1	4.00%	0	0.00%	0	0.00%	1	4.00%	2	8.00%	0	0.00%
Vote by Mail	0	0.00%	18	3.69%	6	1.23%	0	0.00%	13	2.66%	80	16.39%	1	0.20%
Canvass	0	0.00%	0	0.00%	0	0.00%	0	0.00%	0	0.00%	0	0.00%	0	0.00%
Total	0	0.00%	19	3.68%	6	1.16%	0	0.00%	14	2.71%	82	15.86%	1	0.19%
0047515														
Election Day	0	0.00%	1	7.14%	1	7.14%	0	0.00%	0	0.00%	0	0.00%	0	0.00%
Vote by Mail	2	0.40%	24	4.82%	8	1.61%	0	0.00%	8	1.61%	64	12.85%	0	0.00%
Canvass	0	0.00%	0	0.00%	0	0.00%	0	0.00%	0	0.00%	0	0.00%	0	0.00%
Total	2	0.39%	25	4.85%	9	1.75%	0	0.00%	8	1.55%	64	12.43%	0	0.00%
0047530														
Election Day	0	0.00%	2	8.70%	0	0.00%	1	4.35%	0	0.00%	0	0.00%	0	0.00%
Vote by Mail	1	0.27%	14	3.74%	3	0.80%	2	0.53%	9	2.41%	38	10.16%	1	0.27%
Canvass	0	0.00%	0	0.00%	0	0.00%	0	0.00%	0	0.00%	0	0.00%	0	0.00%
Total	1	0.25%	16	4.00%	3	0.75%	3	0.75%	9	2.25%	38	9.50%	1	0.25%

Precinct	ROBERT C. NEWMAN II (REP)		DENNIS RICHTER (NPP)		BRANDON M. ROSS (DEM)		SAM L. GALLUCCI (REP)		TED GAINES (REP)		CAITLYN JENNER (REP)		LEO S. ZACKY (REP)	
0047249														
Election Day	0	0.00%	0	0.00%	1	3.45%	0	0.00%	0	0.00%	0	0.00%	0	0.00%
Vote by Mail	0	0.00%	0	0.00%	35	7.13%	0	0.00%	7	1.43%	7	1.43%	0	0.00%
Canvass	0	0.00%	0	0.00%	0	0.00%	0	0.00%	0	0.00%	0	0.00%	0	0.00%
Total	0	0.00%	0	0.00%	36	6.91%	0	0.00%	7	1.34%	7	1.34%	0	0.00%
0047348														
Election Day	1	7.69%	0	0.00%	3	23.08%	0	0.00%	0	0.00%	0	0.00%	0	0.00%
Vote by Mail	1	0.21%	0	0.00%	41	8.45%	1	0.21%	7	1.44%	4	0.82%	0	0.00%
Canvass	0	0.00%	0	0.00%	0	0.00%	0	0.00%	0	0.00%	0	0.00%	0	0.00%
Total	2	0.40%	0	0.00%	44	8.80%	1	0.20%	7	1.40%	4	0.80%	0	0.00%
0047370														
Election Day	0	0.00%	0	0.00%	1	3.85%	0	0.00%	0	0.00%	0	0.00%	0	0.00%
Vote by Mail	3	0.51%	0	0.00%	40	6.73%	1	0.17%	7	1.18%	11	1.85%	0	0.00%
Canvass	0	0.00%	0	0.00%	0	0.00%	0	0.00%	0	0.00%	0	0.00%	0	0.00%
Total	3	0.48%	0	0.00%	41	6.58%	1	0.16%	7	1.12%	11	1.77%	0	0.00%
0047411														
Election Day	1	4.00%	0	0.00%	3	12.00%	0	0.00%	0	0.00%	0	0.00%	0	0.00%
Vote by Mail	1	0.20%	0	0.00%	51	10.45%	1	0.20%	5	1.02%	3	0.61%	0	0.00%
Canvass	0	0.00%	0	0.00%	2	50.00%	0	0.00%	0	0.00%	0	0.00%	0	0.00%
Total	2	0.39%	0	0.00%	56	10.83%	1	0.19%	5	0.97%	3	0.58%	0	0.00%
0047515														
Election Day	0	0.00%	0	0.00%	0	0.00%	0	0.00%	0	0.00%	0	0.00%	0	0.00%
Vote by Mail	3	0.60%	1	0.20%	26	5.22%	0	0.00%	10	2.01%	5	1.00%	0	0.00%
Canvass	0	0.00%	0	0.00%	0	0.00%	0	0.00%	0	0.00%	0	0.00%	0	0.00%
Total	3	0.58%	1	0.19%	26	5.05%	0	0.00%	10	1.94%	5	0.97%	0	0.00%
0047530														
Election Day	0	0.00%	0	0.00%	4	17.39%	0	0.00%	0	0.00%	0	0.00%	0	0.00%
Vote by Mail	3	0.80%	2	0.53%	29	7.75%	0	0.00%	4	1.07%	3	0.80%	0	0.00%
Canvass	0	0.00%	0	0.00%	0	0.00%	0	0.00%	0	0.00%	0	0.00%	0	0.00%
Total	3	0.75%	2	0.50%	33	8.25%	0	0.00%	4	1.00%	3	0.75%	0	0.00%

Precinct	JENNY RAE LE ROUX (REP)		DAVID LOZANO (REP)		STEVE CHAVEZ LODGE (REP)		MICHAEL LOEBBS (NPP)		DENIS LUCEY (NPP)		DIEGO MARTINEZ (REP)		JEREMIAH "JEREMY" MARCINIAK (NPP)	
0047249														
Election Day	0	0.00%	0	0.00%	0	0.00%	0	0.00%	1	3.45%	0	0.00%	0	0.00%
Vote by Mail	1	0.20%	0	0.00%	0	0.00%	9	1.83%	0	0.00%	0	0.00%	0	0.00%
Canvass	0	0.00%	0	0.00%	0	0.00%	0	0.00%	0	0.00%	0	0.00%	0	0.00%
Total	1	0.19%	0	0.00%	0	0.00%	9	1.73%	1	0.19%	0	0.00%	0	0.00%
0047348														
Election Day	0	0.00%	0	0.00%	0	0.00%	0	0.00%	0	0.00%	0	0.00%	0	0.00%
Vote by Mail	0	0.00%	0	0.00%	2	0.41%	7	1.44%	1	0.21%	0	0.00%	0	0.00%
Canvass	0	0.00%	0	0.00%	0	0.00%	0	0.00%	0	0.00%	0	0.00%	0	0.00%
Total	0	0.00%	0	0.00%	2	0.40%	7	1.40%	1	0.20%	0	0.00%	0	0.00%
0047370														
Election Day	0	0.00%	0	0.00%	1	3.85%	0	0.00%	0	0.00%	0	0.00%	0	0.00%
Vote by Mail	1	0.17%	1	0.17%	0	0.00%	2	0.34%	0	0.00%	0	0.00%	0	0.00%
Canvass	0	0.00%	0	0.00%	0	0.00%	0	0.00%	0	0.00%	0	0.00%	0	0.00%
Total	1	0.16%	1	0.16%	1	0.16%	2	0.32%	0	0.00%	0	0.00%	0	0.00%
0047411														
Election Day	0	0.00%	0	0.00%	0	0.00%	0	0.00%	0	0.00%	0	0.00%	0	0.00%
Vote by Mail	1	0.20%	3	0.61%	4	0.82%	3	0.61%	0	0.00%	0	0.00%	0	0.00%
Canvass	0	0.00%	0	0.00%	0	0.00%	0	0.00%	0	0.00%	0	0.00%	0	0.00%
Total	1	0.19%	3	0.58%	4	0.77%	3	0.58%	0	0.00%	0	0.00%	0	0.00%
0047515														
Election Day	0	0.00%	0	0.00%	0	0.00%	0	0.00%	0	0.00%	0	0.00%	0	0.00%
Vote by Mail	0	0.00%	0	0.00%	0	0.00%	4	0.80%	0	0.00%	0	0.00%	0	0.00%
Canvass	0	0.00%	0	0.00%	0	0.00%	0	0.00%	0	0.00%	0	0.00%	0	0.00%
Total	0	0.00%	0	0.00%	0	0.00%	4	0.78%	0	0.00%	0	0.00%	0	0.00%
0047530														
Election Day	0	0.00%	0	0.00%	0	0.00%	0	0.00%	0	0.00%	0	0.00%	0	0.00%
Vote by Mail	1	0.27%	4	1.07%	0	0.00%	0	0.00%	0	0.00%	1	0.27%	0	0.00%
Canvass	0	0.00%	0	0.00%	0	0.00%	0	0.00%	0	0.00%	0	0.00%	0	0.00%
Total	1	0.25%	4	1.00%	0	0.00%	0	0.00%	0	0.00%	1	0.25%	0	0.00%

Precinct	DANIEL MERCURI (REP)		JACQUELINE MCGOWAN (DEM)		DAVID MOORE (NPP)		DAVID ALEXANDER BRAMANTE (REP)		HOLLY L. BAADE (DEM)		ANGELYNE (NPP)		JAMES G. HANINK (NPP)	
0047249														
Election Day	0	0.00%	0	0.00%	0	0.00%	0	0.00%	0	0.00%	0	0.00%	0	0.00%
Vote by Mail	0	0.00%	27	5.50%	2	0.41%	0	0.00%	7	1.43%	1	0.20%	0	0.00%
Canvass	0	0.00%	0	0.00%	0	0.00%	0	0.00%	0	0.00%	0	0.00%	0	0.00%
Total	0	0.00%	27	5.18%	2	0.38%	0	0.00%	7	1.34%	1	0.19%	0	0.00%
0047348														
Election Day	0	0.00%	1	7.69%	0	0.00%	0	0.00%	0	0.00%	0	0.00%	0	0.00%
Vote by Mail	0	0.00%	13	2.68%	2	0.41%	0	0.00%	5	1.03%	5	1.03%	1	0.21%
Canvass	0	0.00%	0	0.00%	0	0.00%	0	0.00%	0	0.00%	0	0.00%	0	0.00%
Total	0	0.00%	14	2.80%	2	0.40%	0	0.00%	5	1.00%	5	1.00%	1	0.20%
0047370														
Election Day	0	0.00%	0	0.00%	0	0.00%	0	0.00%	0	0.00%	0	0.00%	0	0.00%
Vote by Mail	0	0.00%	20	3.37%	6	1.01%	0	0.00%	9	1.52%	4	0.67%	0	0.00%
Canvass	0	0.00%	0	0.00%	0	0.00%	0	0.00%	0	0.00%	0	0.00%	0	0.00%
Total	0	0.00%	20	3.21%	6	0.96%	0	0.00%	9	1.44%	4	0.64%	0	0.00%
0047411														
Election Day	0	0.00%	0	0.00%	0	0.00%	0	0.00%	0	0.00%	0	0.00%	0	0.00%
Vote by Mail	0	0.00%	15	3.07%	0	0.00%	0	0.00%	7	1.43%	3	0.61%	0	0.00%
Canvass	0	0.00%	0	0.00%	0	0.00%	0	0.00%	0	0.00%	0	0.00%	0	0.00%
Total	0	0.00%	15	2.90%	0	0.00%	0	0.00%	7	1.35%	3	0.58%	0	0.00%
0047515														
Election Day	0	0.00%	1	7.14%	0	0.00%	0	0.00%	0	0.00%	0	0.00%	0	0.00%
Vote by Mail	0	0.00%	24	4.82%	0	0.00%	0	0.00%	7	1.41%	0	0.00%	1	0.20%
Canvass	0	0.00%	0	0.00%	0	0.00%	0	0.00%	0	0.00%	0	0.00%	0	0.00%
Total	0	0.00%	25	4.85%	0	0.00%	0	0.00%	7	1.36%	0	0.00%	1	0.19%
0047530														
Election Day	0	0.00%	1	4.35%	0	0.00%	0	0.00%	0	0.00%	0	0.00%	0	0.00%
Vote by Mail	0	0.00%	14	3.74%	2	0.53%	1	0.27%	7	1.87%	3	0.80%	0	0.00%
Canvass	0	0.00%	0	0.00%	0	0.00%	0	0.00%	0	0.00%	0	0.00%	0	0.00%
Total	0	0.00%	15	3.75%	2	0.50%	1	0.25%	7	1.75%	3	0.75%	0	0.00%

Precinct	DAVID HILLBERG (REP)		JEFF HEWITT (LIB)		JOHN R. DRAKE (DEM)		LARRY A. ELDER (REP)		KEVIN PAFFRATH (DEM)		ADAM PAPAGAN (NPP)		ARMANDO "MANDO" PEREZ- SERRATO (DEM)	
0047249														
Election Day	0	0.00%	0	0.00%	0	0.00%	23	79.31%	0	0.00%	0	0.00%	0	0.00%
Vote by Mail	0	0.00%	10	2.04%	7	1.43%	187	38.09%	32	6.52%	0	0.00%	4	0.81%
Canvass	0	0.00%	0	0.00%	0	0.00%	0	0.00%	1	100.00%	0	0.00%	0	0.00%
Total	0	0.00%	10	1.92%	7	1.34%	210	40.31%	33	6.33%	0	0.00%	4	0.77%
0047348														
Election Day	0	0.00%	0	0.00%	0	0.00%	6	46.15%	0	0.00%	1	7.69%	0	0.00%
Vote by Mail	0	0.00%	5	1.03%	1	0.21%	181	37.32%	55	11.34%	0	0.00%	6	1.24%
Canvass	0	0.00%	0	0.00%	0	0.00%	0	0.00%	0	0.00%	0	0.00%	0	0.00%
Total	0	0.00%	5	1.00%	1	0.20%	187	37.40%	55	11.00%	1	0.20%	6	1.20%
0047370														
Election Day	0	0.00%	0	0.00%	1	3.85%	13	50.00%	2	7.69%	0	0.00%	0	0.00%
Vote by Mail	0	0.00%	5	0.84%	11	1.85%	187	31.48%	108	18.18%	1	0.17%	2	0.34%
Canvass	0	0.00%	0	0.00%	0	0.00%	2	66.67%	0	0.00%	0	0.00%	0	0.00%
Total	0	0.00%	5	0.80%	12	1.93%	202	32.42%	110	17.66%	1	0.16%	2	0.32%
0047411														
Election Day	0	0.00%	0	0.00%	0	0.00%	15	60.00%	0	0.00%	0	0.00%	0	0.00%
Vote by Mail	0	0.00%	3	0.61%	0	0.00%	155	31.76%	68	13.93%	0	0.00%	6	1.23%
Canvass	0	0.00%	0	0.00%	0	0.00%	1	25.00%	1	25.00%	0	0.00%	0	0.00%
Total	0	0.00%	3	0.58%	0	0.00%	171	33.08%	69	13.35%	0	0.00%	6	1.16%
0047515														
Election Day	0	0.00%	0	0.00%	0	0.00%	11	78.57%	0	0.00%	0	0.00%	0	0.00%
Vote by Mail	0	0.00%	4	0.80%	11	2.21%	181	36.35%	59	11.85%	0	0.00%	0	0.00%
Canvass	0	0.00%	1	33.33%	0	0.00%	1	33.33%	1	33.33%	0	0.00%	0	0.00%
Total	0	0.00%	5	0.97%	11	2.14%	193	37.48%	60	11.65%	0	0.00%	0	0.00%
0047530														
Election Day	0	0.00%	0	0.00%	1	4.35%	13	56.52%	0	0.00%	0	0.00%	0	0.00%
Vote by Mail	0	0.00%	0	0.00%	8	2.14%	138	36.90%	42	11.23%	0	0.00%	2	0.53%
Canvass	0	0.00%	0	0.00%	0	0.00%	3	100.00%	0	0.00%	0	0.00%	0	0.00%
Total	0	0.00%	0	0.00%	9	2.25%	154	38.50%	42	10.50%	0	0.00%	2	0.50%

Precinct	JOHN COX (REP)		HEATHER COLLINS (G-P)		DANIEL WATTS (DEM)		NICKOLAS WILDSTAR (REP)		SARAH STEPHENS (REP)		DENVER STONER (REP)		JOE M. SYMMON (REP)	
0047249														
Election Day	0	0.00%	0	0.00%	0	0.00%	0	0.00%	0	0.00%	0	0.00%	0	0.00%
Vote by Mail	24	4.89%	2	0.41%	15	3.05%	0	0.00%	2	0.41%	1	0.20%	0	0.00%
Canvass	0	0.00%	0	0.00%	0	0.00%	0	0.00%	0	0.00%	0	0.00%	0	0.00%
Total	24	4.61%	2	0.38%	15	2.88%	0	0.00%	2	0.38%	1	0.19%	0	0.00%
0047348														
Election Day	1	7.69%	0	0.00%	0	0.00%	0	0.00%	0	0.00%	0	0.00%	0	0.00%
Vote by Mail	17	3.51%	7	1.44%	9	1.86%	0	0.00%	1	0.21%	1	0.21%	0	0.00%
Canvass	0	0.00%	0	0.00%	1	50.00%	0	0.00%	0	0.00%	0	0.00%	0	0.00%
Total	18	3.60%	7	1.40%	10	2.00%	0	0.00%	1	0.20%	1	0.20%	0	0.00%
0047370														
Election Day	2	7.69%	0	0.00%	1	3.85%	0	0.00%	0	0.00%	0	0.00%	0	0.00%
Vote by Mail	25	4.21%	1	0.17%	14	2.36%	4	0.67%	1	0.17%	3	0.51%	0	0.00%
Canvass	0	0.00%	0	0.00%	0	0.00%	0	0.00%	0	0.00%	0	0.00%	0	0.00%
Total	27	4.33%	1	0.16%	15	2.41%	4	0.64%	1	0.16%	3	0.48%	0	0.00%
0047411														
Election Day	1	4.00%	0	0.00%	1	4.00%	0	0.00%	0	0.00%	0	0.00%	0	0.00%
Vote by Mail	11	2.25%	1	0.20%	11	2.25%	0	0.00%	0	0.00%	0	0.00%	0	0.00%
Canvass	0	0.00%	0	0.00%	0	0.00%	0	0.00%	0	0.00%	0	0.00%	0	0.00%
Total	12	2.32%	1	0.19%	12	2.32%	0	0.00%	0	0.00%	0	0.00%	0	0.00%
0047515														
Election Day	0	0.00%	0	0.00%	0	0.00%	0	0.00%	0	0.00%	0	0.00%	0	0.00%
Vote by Mail	28	5.62%	9	1.81%	9	1.81%	0	0.00%	0	0.00%	0	0.00%	0	0.00%
Canvass	0	0.00%	0	0.00%	0	0.00%	0	0.00%	0	0.00%	0	0.00%	0	0.00%
Total	28	5.44%	9	1.75%	9	1.75%	0	0.00%	0	0.00%	0	0.00%	0	0.00%
0047530														
Election Day	0	0.00%	0	0.00%	0	0.00%	0	0.00%	0	0.00%	0	0.00%	0	0.00%
Vote by Mail	16	4.28%	3	0.80%	8	2.14%	0	0.00%	0	0.00%	0	0.00%	0	0.00%
Canvass	0	0.00%	0	0.00%	0	0.00%	0	0.00%	0	0.00%	0	0.00%	0	0.00%
Total	16	4.00%	3	0.75%	8	2.00%	0	0.00%	0	0.00%	0	0.00%	0	0.00%

Precinct	MAJOR SINGH (NPP)		DOUG OSE (REP)		Write-in		Total Votes	ROXANNE Qualified Write In		STACY SMITH Qualified Write In		MAJOR WILLIAMS Qualified Write In	
0047249													
Election Day	0	0.00%	0	0.00%	0	0.00%	29	0	0.00%	0	0.00%	0	0.00%
Vote by Mail	0	0.00%	7	1.43%	1	0.20%	491	0	0.00%	0	0.00%	1	0.20%
Canvass	0	0.00%	0	0.00%	0	0.00%	1	0	0.00%	0	0.00%	0	0.00%
Total	0	0.00%	7	1.34%	1	0.19%	521	0	0.00%	0	0.00%	1	0.19%
0047348													
Election Day	0	0.00%	0	0.00%	0	0.00%	13	0	0.00%	0	0.00%	0	0.00%
Vote by Mail	1	0.21%	3	0.62%	0	0.00%	485	0	0.00%	0	0.00%	0	0.00%
Canvass	0	0.00%	0	0.00%	0	0.00%	2	0	0.00%	0	0.00%	0	0.00%
Total	1	0.20%	3	0.60%	0	0.00%	500	0	0.00%	0	0.00%	0	0.00%
0047370													
Election Day	0	0.00%	0	0.00%	0	0.00%	26	0	0.00%	0	0.00%	0	0.00%
Vote by Mail	1	0.17%	5	0.84%	0	0.00%	594	0	0.00%	0	0.00%	0	0.00%
Canvass	0	0.00%	0	0.00%	0	0.00%	3	0	0.00%	0	0.00%	0	0.00%
Total	1	0.16%	5	0.80%	0	0.00%	623	0	0.00%	0	0.00%	0	0.00%
0047411													
Election Day	0	0.00%	0	0.00%	0	0.00%	25	0	0.00%	0	0.00%	0	0.00%
Vote by Mail	2	0.41%	11	2.25%	1	0.20%	488	0	0.00%	0	0.00%	1	0.20%
Canvass	0	0.00%	0	0.00%	0	0.00%	4	0	0.00%	0	0.00%	0	0.00%
Total	2	0.39%	11	2.13%	1	0.19%	517	0	0.00%	0	0.00%	1	0.19%
0047515													
Election Day	0	0.00%	0	0.00%	0	0.00%	14	0	0.00%	0	0.00%	0	0.00%
Vote by Mail	1	0.20%	4	0.80%	0	0.00%	498	0	0.00%	0	0.00%	0	0.00%
Canvass	0	0.00%	0	0.00%	0	0.00%	3	0	0.00%	0	0.00%	0	0.00%
Total	1	0.19%	4	0.78%	0	0.00%	515	0	0.00%	0	0.00%	0	0.00%
0047530													
Election Day	0	0.00%	1	4.35%	0	0.00%	23	0	0.00%	0	0.00%	0	0.00%
Vote by Mail	1	0.27%	5	1.34%	1	0.27%	374	0	0.00%	0	0.00%	1	0.27%
Canvass	0	0.00%	0	0.00%	0	0.00%	3	0	0.00%	0	0.00%	0	0.00%
Total	1	0.25%	6	1.50%	1	0.25%	400	0	0.00%	0	0.00%	1	0.25%

Precinct	THUY E. HUGENS Qualified Write In		MIKI HABRYN Qualified Write In		VINCE LUNDGREN Qualified Write In		VIVEK B. MOHAN Qualified Write In	
0047249								
Election Day	0	0.00%	0	0.00%	0	0.00%	0	0.00%
Vote by Mail	0	0.00%	0	0.00%	0	0.00%	0	0.00%
Canvass	0	0.00%	0	0.00%	0	0.00%	0	0.00%
Total	0	0.00%	0	0.00%	0	0.00%	0	0.00%
0047348								
Election Day	0	0.00%	0	0.00%	0	0.00%	0	0.00%
Vote by Mail	0	0.00%	0	0.00%	0	0.00%	0	0.00%
Canvass	0	0.00%	0	0.00%	0	0.00%	0	0.00%
Total	0	0.00%	0	0.00%	0	0.00%	0	0.00%
0047370								
Election Day	0	0.00%	0	0.00%	0	0.00%	0	0.00%
Vote by Mail	0	0.00%	0	0.00%	0	0.00%	0	0.00%
Canvass	0	0.00%	0	0.00%	0	0.00%	0	0.00%
Total	0	0.00%	0	0.00%	0	0.00%	0	0.00%
0047411								
Election Day	0	0.00%	0	0.00%	0	0.00%	0	0.00%
Vote by Mail	0	0.00%	0	0.00%	0	0.00%	0	0.00%
Canvass	0	0.00%	0	0.00%	0	0.00%	0	0.00%
Total	0	0.00%	0	0.00%	0	0.00%	0	0.00%
0047515								
Election Day	0	0.00%	0	0.00%	0	0.00%	0	0.00%
Vote by Mail	0	0.00%	0	0.00%	0	0.00%	0	0.00%
Canvass	0	0.00%	0	0.00%	0	0.00%	0	0.00%
Total	0	0.00%	0	0.00%	0	0.00%	0	0.00%
0047530								
Election Day	0	0.00%	0	0.00%	0	0.00%	0	0.00%
Vote by Mail	0	0.00%	0	0.00%	0	0.00%	0	0.00%
Canvass	0	0.00%	0	0.00%	0	0.00%	0	0.00%
Total	0	0.00%	0	0.00%	0	0.00%	0	0.00%

Precinct	Times Cast	Registered Voters	Undervotes	Overvotes
0047563				
Election Day	24	1,649	7	0
Vote by Mail	1,113	1,649	600	3
Canvass	1	1,649	1	0
Total	1,138	1,649	608	3
0047619				
Election Day	35	1,544	10	0
Vote by Mail	1,093	1,544	583	3
Canvass	5	1,544	1	0
Total	1,133	1,544	594	3
0047628				
Election Day	18	1,177	2	0
Vote by Mail	838	1,177	472	0
Canvass	3	1,177	0	0
Total	859	1,177	474	0
0047724				
Election Day	29	1,465	8	0
Vote by Mail	1,117	1,465	606	0
Canvass	6	1,465	1	0
Total	1,152	1,465	615	0
0047760				
Election Day	21	1,476	0	0
Vote by Mail	1,140	1,476	617	2
Canvass	2	1,476	0	0
Total	1,163	1,476	617	2
0047833				
Election Day	39	1,486	16	0
Vote by Mail	1,082	1,486	563	0
Canvass	3	1,486	0	0
Total	1,124	1,486	579	0

Precinct	DAN KAPELOVITZ (G-P)		KEVIN K. KAUL (NPP)	
0047563				
Election Day	0	0.00%	0	0.00%
Vote by Mail	5	0.98%	0	0.00%
Canvass	0		0	
Total	5	0.95%	0	0.00%
0047619				
Election Day	0	0.00%	0	0.00%
Vote by Mail	7	1.38%	0	0.00%
Canvass	0	0.00%	0	0.00%
Total	7	1.31%	0	0.00%
0047628				
Election Day	0	0.00%	0	0.00%
Vote by Mail	1	0.27%	2	0.55%
Canvass	0	0.00%	0	0.00%
Total	1	0.26%	2	0.52%
0047724				
Election Day	0	0.00%	0	0.00%
Vote by Mail	5	0.98%	0	0.00%
Canvass	0	0.00%	0	0.00%
Total	5	0.93%	0	0.00%
0047760				
Election Day	0	0.00%	0	0.00%
Vote by Mail	1	0.19%	0	0.00%
Canvass	0	0.00%	1	50.00%
Total	1	0.18%	1	0.18%
0047833				
Election Day	0	0.00%	0	0.00%
Vote by Mail	7	1.35%	0	0.00%
Canvass	0	0.00%	0	0.00%
Total	7	1.28%	0	0.00%

Precinct	CHAUNCEY "SLIM" KILLENS (REP)		KEVIN KILEY (REP)		PATRICK KILPATRICK (DEM)		ANTHONY TRIMINO (REP)		JOEL VENTRESCA (DEM)		KEVIN L. FAULCONER (REP)		RHONDA FURIN (REP)	
0047563														
Election Day	0	0.00%	2	11.76%	1	5.88%	1	5.88%	0	0.00%	1	5.88%	0	0.00%
Vote by Mail	0	0.00%	24	4.71%	1	0.20%	1	0.20%	22	4.31%	65	12.75%	1	0.20%
Canvass	0		0		0		0		0		0		0	
Total	0	0.00%	26	4.93%	2	0.38%	2	0.38%	22	4.17%	66	12.52%	1	0.19%
0047619														
Election Day	0	0.00%	0	0.00%	0	0.00%	0	0.00%	0	0.00%	2	8.00%	0	0.00%
Vote by Mail	0	0.00%	24	4.73%	4	0.79%	0	0.00%	13	2.56%	76	14.99%	1	0.20%
Canvass	0	0.00%	0	0.00%	0	0.00%	0	0.00%	0	0.00%	0	0.00%	0	0.00%
Total	0	0.00%	24	4.48%	4	0.75%	0	0.00%	13	2.43%	78	14.55%	1	0.19%
0047628														
Election Day	0	0.00%	1	6.25%	0	0.00%	0	0.00%	0	0.00%	1	6.25%	0	0.00%
Vote by Mail	0	0.00%	31	8.47%	5	1.37%	0	0.00%	16	4.37%	34	9.29%	0	0.00%
Canvass	0	0.00%	1	33.33%	0	0.00%	0	0.00%	0	0.00%	0	0.00%	0	0.00%
Total	0	0.00%	33	8.57%	5	1.30%	0	0.00%	16	4.16%	35	9.09%	0	0.00%
0047724														
Election Day	0	0.00%	4	19.05%	0	0.00%	0	0.00%	0	0.00%	2	9.52%	0	0.00%
Vote by Mail	1	0.20%	18	3.52%	0	0.00%	0	0.00%	12	2.35%	69	13.50%	0	0.00%
Canvass	0	0.00%	1	20.00%	0	0.00%	0	0.00%	0	0.00%	1	20.00%	0	0.00%
Total	1	0.19%	23	4.28%	0	0.00%	0	0.00%	12	2.23%	72	13.41%	0	0.00%
0047760														
Election Day	0	0.00%	0	0.00%	0	0.00%	0	0.00%	0	0.00%	1	4.76%	0	0.00%
Vote by Mail	0	0.00%	25	4.80%	3	0.58%	0	0.00%	5	0.96%	80	15.36%	0	0.00%
Canvass	0	0.00%	0	0.00%	0	0.00%	0	0.00%	0	0.00%	0	0.00%	0	0.00%
Total	0	0.00%	25	4.60%	3	0.55%	0	0.00%	5	0.92%	81	14.89%	0	0.00%
0047833														
Election Day	0	0.00%	0	0.00%	0	0.00%	0	0.00%	1	4.35%	2	8.70%	0	0.00%
Vote by Mail	0	0.00%	22	4.24%	7	1.35%	2	0.39%	18	3.47%	88	16.96%	0	0.00%
Canvass	0	0.00%	0	0.00%	0	0.00%	0	0.00%	1	33.33%	0	0.00%	0	0.00%
Total	0	0.00%	22	4.04%	7	1.28%	2	0.37%	20	3.67%	90	16.51%	0	0.00%

Precinct	ROBERT C. NEWMAN II (REP)		DENNIS RICHTER (NPP)		BRANDON M. ROSS (DEM)		SAM L. GALLUCCI (REP)		TED GAINES (REP)		CAITLYN JENNER (REP)		LEO S. ZACKY (REP)	
0047563														
Election Day	0	0.00%	0	0.00%	0	0.00%	0	0.00%	0	0.00%	1	5.88%	1	5.88%
Vote by Mail	1	0.20%	1	0.20%	48	9.41%	0	0.00%	5	0.98%	6	1.18%	0	0.00%
Canvass	0		0		0		0		0		0		0	
Total	1	0.19%	1	0.19%	48	9.11%	0	0.00%	5	0.95%	7	1.33%	1	0.19%
0047619														
Election Day	0	0.00%	0	0.00%	3	12.00%	0	0.00%	0	0.00%	0	0.00%	0	0.00%
Vote by Mail	0	0.00%	1	0.20%	27	5.33%	1	0.20%	4	0.79%	7	1.38%	0	0.00%
Canvass	0	0.00%	0	0.00%	0	0.00%	1	25.00%	0	0.00%	0	0.00%	0	0.00%
Total	0	0.00%	1	0.19%	30	5.60%	2	0.37%	4	0.75%	7	1.31%	0	0.00%
0047628														
Election Day	0	0.00%	0	0.00%	0	0.00%	0	0.00%	0	0.00%	0	0.00%	0	0.00%
Vote by Mail	2	0.55%	0	0.00%	25	6.83%	0	0.00%	11	3.01%	6	1.64%	1	0.27%
Canvass	0	0.00%	0	0.00%	1	33.33%	0	0.00%	0	0.00%	0	0.00%	0	0.00%
Total	2	0.52%	0	0.00%	26	6.75%	0	0.00%	11	2.86%	6	1.56%	1	0.26%
0047724														
Election Day	0	0.00%	0	0.00%	1	4.76%	0	0.00%	0	0.00%	0	0.00%	0	0.00%
Vote by Mail	0	0.00%	0	0.00%	49	9.59%	0	0.00%	13	2.54%	8	1.57%	0	0.00%
Canvass	1	20.00%	0	0.00%	0	0.00%	0	0.00%	0	0.00%	0	0.00%	0	0.00%
Total	1	0.19%	0	0.00%	50	9.31%	0	0.00%	13	2.42%	8	1.49%	0	0.00%
0047760														
Election Day	0	0.00%	0	0.00%	0	0.00%	0	0.00%	0	0.00%	0	0.00%	0	0.00%
Vote by Mail	1	0.19%	0	0.00%	52	9.98%	0	0.00%	14	2.69%	9	1.73%	0	0.00%
Canvass	0	0.00%	0	0.00%	0	0.00%	0	0.00%	0	0.00%	0	0.00%	0	0.00%
Total	1	0.18%	0	0.00%	52	9.56%	0	0.00%	14	2.57%	9	1.65%	0	0.00%
0047833														
Election Day	0	0.00%	0	0.00%	1	4.35%	0	0.00%	0	0.00%	0	0.00%	0	0.00%
Vote by Mail	0	0.00%	2	0.39%	34	6.55%	1	0.19%	4	0.77%	5	0.96%	0	0.00%
Canvass	0	0.00%	0	0.00%	0	0.00%	0	0.00%	0	0.00%	0	0.00%	0	0.00%
Total	0	0.00%	2	0.37%	35	6.42%	1	0.18%	4	0.73%	5	0.92%	0	0.00%

Precinct	JENNY RAE LE ROUX (REP)		DAVID LOZANO (REP)		STEVE CHAVEZ LODGE (REP)		MICHAEL LOEBBS (NPP)		DENIS LUCEY (NPP)		DIEGO MARTINEZ (REP)		JEREMIAH "JEREMY" MARCINIAK (NPP)	
0047563														
Election Day	0	0.00%	0	0.00%	0	0.00%	0	0.00%	0	0.00%	0	0.00%	0	0.00%
Vote by Mail	0	0.00%	0	0.00%	1	0.20%	7	1.37%	0	0.00%	0	0.00%	0	0.00%
Canvass	0		0		0		0		0		0		0	
Total	0	0.00%	0	0.00%	1	0.19%	7	1.33%	0	0.00%	0	0.00%	0	0.00%
0047619														
Election Day	0	0.00%	0	0.00%	0	0.00%	0	0.00%	0	0.00%	0	0.00%	0	0.00%
Vote by Mail	2	0.39%	0	0.00%	0	0.00%	2	0.39%	1	0.20%	0	0.00%	0	0.00%
Canvass	0	0.00%	0	0.00%	0	0.00%	0	0.00%	0	0.00%	0	0.00%	0	0.00%
Total	2	0.37%	0	0.00%	0	0.00%	2	0.37%	1	0.19%	0	0.00%	0	0.00%
0047628														
Election Day	1	6.25%	0	0.00%	0	0.00%	0	0.00%	0	0.00%	0	0.00%	0	0.00%
Vote by Mail	2	0.55%	0	0.00%	2	0.55%	1	0.27%	0	0.00%	0	0.00%	0	0.00%
Canvass	0	0.00%	0	0.00%	0	0.00%	0	0.00%	0	0.00%	0	0.00%	0	0.00%
Total	3	0.78%	0	0.00%	2	0.52%	1	0.26%	0	0.00%	0	0.00%	0	0.00%
0047724														
Election Day	0	0.00%	0	0.00%	0	0.00%	0	0.00%	0	0.00%	0	0.00%	0	0.00%
Vote by Mail	2	0.39%	2	0.39%	1	0.20%	1	0.20%	0	0.00%	0	0.00%	0	0.00%
Canvass	0	0.00%	0	0.00%	0	0.00%	0	0.00%	0	0.00%	0	0.00%	0	0.00%
Total	2	0.37%	2	0.37%	1	0.19%	1	0.19%	0	0.00%	0	0.00%	0	0.00%
0047760														
Election Day	0	0.00%	0	0.00%	0	0.00%	0	0.00%	0	0.00%	0	0.00%	0	0.00%
Vote by Mail	0	0.00%	2	0.38%	0	0.00%	0	0.00%	0	0.00%	1	0.19%	0	0.00%
Canvass	0	0.00%	0	0.00%	0	0.00%	0	0.00%	0	0.00%	0	0.00%	0	0.00%
Total	0	0.00%	2	0.37%	0	0.00%	0	0.00%	0	0.00%	1	0.18%	0	0.00%
0047833														
Election Day	0	0.00%	0	0.00%	0	0.00%	0	0.00%	0	0.00%	0	0.00%	0	0.00%
Vote by Mail	1	0.19%	0	0.00%	1	0.19%	0	0.00%	1	0.19%	0	0.00%	0	0.00%
Canvass	0	0.00%	0	0.00%	0	0.00%	0	0.00%	0	0.00%	0	0.00%	0	0.00%
Total	1	0.18%	0	0.00%	1	0.18%	0	0.00%	1	0.18%	0	0.00%	0	0.00%

Precinct	DANIEL MERCURI (REP)		JACQUELINE MCGOWAN (DEM)		DAVID MOORE (NPP)		DAVID ALEXANDER BRAMANTE (REP)		HOLLY L. BAADE (DEM)		ANGELYNE (NPP)		JAMES G. HANINK (NPP)	
0047563														
Election Day	0	0.00%	1	5.88%	0	0.00%	0	0.00%	0	0.00%	0	0.00%	0	0.00%
Vote by Mail	0	0.00%	25	4.90%	1	0.20%	0	0.00%	7	1.37%	2	0.39%	0	0.00%
Canvass	0		0		0		0		0		0		0	
Total	0	0.00%	26	4.93%	1	0.19%	0	0.00%	7	1.33%	2	0.38%	0	0.00%
0047619														
Election Day	0	0.00%	0	0.00%	0	0.00%	0	0.00%	0	0.00%	0	0.00%	0	0.00%
Vote by Mail	0	0.00%	25	4.93%	6	1.18%	0	0.00%	4	0.79%	2	0.39%	0	0.00%
Canvass	0	0.00%	0	0.00%	0	0.00%	0	0.00%	0	0.00%	0	0.00%	0	0.00%
Total	0	0.00%	25	4.66%	6	1.12%	0	0.00%	4	0.75%	2	0.37%	0	0.00%
0047628														
Election Day	0	0.00%	0	0.00%	0	0.00%	0	0.00%	1	6.25%	0	0.00%	0	0.00%
Vote by Mail	0	0.00%	16	4.37%	3	0.82%	0	0.00%	0	0.00%	0	0.00%	0	0.00%
Canvass	0	0.00%	0	0.00%	0	0.00%	0	0.00%	0	0.00%	0	0.00%	0	0.00%
Total	0	0.00%	16	4.16%	3	0.78%	0	0.00%	1	0.26%	0	0.00%	0	0.00%
0047724														
Election Day	0	0.00%	1	4.76%	0	0.00%	0	0.00%	0	0.00%	0	0.00%	0	0.00%
Vote by Mail	0	0.00%	13	2.54%	1	0.20%	0	0.00%	2	0.39%	1	0.20%	0	0.00%
Canvass	0	0.00%	0	0.00%	0	0.00%	0	0.00%	0	0.00%	0	0.00%	0	0.00%
Total	0	0.00%	14	2.61%	1	0.19%	0	0.00%	2	0.37%	1	0.19%	0	0.00%
0047760														
Election Day	0	0.00%	1	4.76%	0	0.00%	0	0.00%	0	0.00%	0	0.00%	0	0.00%
Vote by Mail	0	0.00%	16	3.07%	1	0.19%	0	0.00%	6	1.15%	5	0.96%	0	0.00%
Canvass	0	0.00%	0	0.00%	0	0.00%	0	0.00%	0	0.00%	0	0.00%	0	0.00%
Total	0	0.00%	17	3.13%	1	0.18%	0	0.00%	6	1.10%	5	0.92%	0	0.00%
0047833														
Election Day	0	0.00%	1	4.35%	0	0.00%	0	0.00%	0	0.00%	0	0.00%	0	0.00%
Vote by Mail	0	0.00%	21	4.05%	1	0.19%	0	0.00%	9	1.73%	3	0.58%	2	0.39%
Canvass	0	0.00%	0	0.00%	0	0.00%	0	0.00%	0	0.00%	0	0.00%	0	0.00%
Total	0	0.00%	22	4.04%	1	0.18%	0	0.00%	9	1.65%	3	0.55%	2	0.37%

Precinct	DAVID HILLBERG (REP)		JEFF HEWITT (LIB)		JOHN R. DRAKE (DEM)		LARRY A. ELDER (REP)		KEVIN PAFFRATH (DEM)		ADAM PAPAGAN (NPP)		ARMANDO "MANDO" PEREZ- SERRATO (DEM)	
0047563														
Election Day	0	0.00%	0	0.00%	1	5.88%	7	41.18%	1	5.88%	0	0.00%	0	0.00%
Vote by Mail	0	0.00%	7	1.37%	7	1.37%	179	35.10%	50	9.80%	0	0.00%	5	0.98%
Canvass	0		0		0		0		0		0		0	
Total	0	0.00%	7	1.33%	8	1.52%	186	35.29%	51	9.68%	0	0.00%	5	0.95%
0047619														
Election Day	0	0.00%	0	0.00%	1	4.00%	14	56.00%	1	4.00%	0	0.00%	1	4.00%
Vote by Mail	0	0.00%	3	0.59%	1	0.20%	191	37.67%	63	12.43%	1	0.20%	0	0.00%
Canvass	0	0.00%	0	0.00%	0	0.00%	3	75.00%	0	0.00%	0	0.00%	0	0.00%
Total	0	0.00%	3	0.56%	2	0.37%	208	38.81%	64	11.94%	1	0.19%	1	0.19%
0047628														
Election Day	0	0.00%	0	0.00%	0	0.00%	7	43.75%	2	12.50%	0	0.00%	0	0.00%
Vote by Mail	0	0.00%	3	0.82%	3	0.82%	124	33.88%	47	12.84%	0	0.00%	3	0.82%
Canvass	0	0.00%	0	0.00%	0	0.00%	1	33.33%	0	0.00%	0	0.00%	0	0.00%
Total	0	0.00%	3	0.78%	3	0.78%	132	34.29%	49	12.73%	0	0.00%	3	0.78%
0047724														
Election Day	0	0.00%	0	0.00%	0	0.00%	13	61.90%	0	0.00%	0	0.00%	0	0.00%
Vote by Mail	0	0.00%	2	0.39%	4	0.78%	204	39.92%	49	9.59%	0	0.00%	1	0.20%
Canvass	0	0.00%	0	0.00%	0	0.00%	2	40.00%	0	0.00%	0	0.00%	0	0.00%
Total	0	0.00%	2	0.37%	4	0.74%	219	40.78%	49	9.12%	0	0.00%	1	0.19%
0047760														
Election Day	0	0.00%	1	4.76%	0	0.00%	17	80.95%	0	0.00%	0	0.00%	0	0.00%
Vote by Mail	0	0.00%	3	0.58%	5	0.96%	191	36.66%	59	11.32%	0	0.00%	1	0.19%
Canvass	0	0.00%	0	0.00%	0	0.00%	0	0.00%	1	50.00%	0	0.00%	0	0.00%
Total	0	0.00%	4	0.74%	5	0.92%	208	38.24%	60	11.03%	0	0.00%	1	0.18%
0047833														
Election Day	0	0.00%	0	0.00%	0	0.00%	16	69.57%	1	4.35%	0	0.00%	0	0.00%
Vote by Mail	0	0.00%	5	0.96%	4	0.77%	192	36.99%	48	9.25%	1	0.19%	4	0.77%
Canvass	0	0.00%	0	0.00%	0	0.00%	2	66.67%	0	0.00%	0	0.00%	0	0.00%
Total	0	0.00%	5	0.92%	4	0.73%	210	38.53%	49	8.99%	1	0.18%	4	0.73%

Precinct	JOHN COX (REP)		HEATHER COLLINS (G-P)		DANIEL WATTS (DEM)		NICKOLAS WILDSTAR (REP)		SARAH STEPHENS (REP)		DENVER STONER (REP)		JOE M. SYMMON (REP)	
0047563														
Election Day	0	0.00%	0	0.00%	0	0.00%	0	0.00%	0	0.00%	0	0.00%	0	0.00%
Vote by Mail	11	2.16%	2	0.39%	20	3.92%	0	0.00%	1	0.20%	2	0.39%	0	0.00%
Canvass	0		0		0		0		0		0		0	
Total	11	2.09%	2	0.38%	20	3.80%	0	0.00%	1	0.19%	2	0.38%	0	0.00%
0047619														
Election Day	2	8.00%	0	0.00%	1	4.00%	0	0.00%	0	0.00%	0	0.00%	0	0.00%
Vote by Mail	25	4.93%	2	0.39%	6	1.18%	0	0.00%	1	0.20%	2	0.39%	0	0.00%
Canvass	0	0.00%	0	0.00%	0	0.00%	0	0.00%	0	0.00%	0	0.00%	0	0.00%
Total	27	5.04%	2	0.37%	7	1.31%	0	0.00%	1	0.19%	2	0.37%	0	0.00%
0047628														
Election Day	1	6.25%	0	0.00%	1	6.25%	0	0.00%	0	0.00%	0	0.00%	0	0.00%
Vote by Mail	14	3.83%	4	1.09%	7	1.91%	0	0.00%	0	0.00%	0	0.00%	0	0.00%
Canvass	0	0.00%	0	0.00%	0	0.00%	0	0.00%	0	0.00%	0	0.00%	0	0.00%
Total	15	3.90%	4	1.04%	8	2.08%	0	0.00%	0	0.00%	0	0.00%	0	0.00%
0047724														
Election Day	0	0.00%	0	0.00%	0	0.00%	0	0.00%	0	0.00%	0	0.00%	0	0.00%
Vote by Mail	29	5.68%	3	0.59%	6	1.17%	0	0.00%	1	0.20%	0	0.00%	0	0.00%
Canvass	0	0.00%	0	0.00%	0	0.00%	0	0.00%	0	0.00%	0	0.00%	0	0.00%
Total	29	5.40%	3	0.56%	6	1.12%	0	0.00%	1	0.19%	0	0.00%	0	0.00%
0047760														
Election Day	1	4.76%	0	0.00%	0	0.00%	0	0.00%	0	0.00%	0	0.00%	0	0.00%
Vote by Mail	24	4.61%	4	0.77%	7	1.34%	0	0.00%	0	0.00%	1	0.19%	0	0.00%
Canvass	0	0.00%	0	0.00%	0	0.00%	0	0.00%	0	0.00%	0	0.00%	0	0.00%
Total	25	4.60%	4	0.74%	7	1.29%	0	0.00%	0	0.00%	1	0.18%	0	0.00%
0047833														
Election Day	0	0.00%	0	0.00%	1	4.35%	0	0.00%	0	0.00%	0	0.00%	0	0.00%
Vote by Mail	20	3.85%	5	0.96%	9	1.73%	0	0.00%	0	0.00%	0	0.00%	0	0.00%
Canvass	0	0.00%	0	0.00%	0	0.00%	0	0.00%	0	0.00%	0	0.00%	0	0.00%
Total	20	3.67%	5	0.92%	10	1.83%	0	0.00%	0	0.00%	0	0.00%	0	0.00%

Precinct	MAJOR SINGH (NPP)		DOUG OSE (REP)		Write-in		Total Votes	ROXANNE Qualified Write In		STACY SMITH Qualified Write In		MAJOR WILLIAMS Qualified Write In	
0047563													
Election Day	0	0.00%	0	0.00%	0	0.00%	17	0	0.00%	0	0.00%	0	0.00%
Vote by Mail	1	0.20%	1	0.20%	1	0.20%	510	0	0.00%	0	0.00%	1	0.20%
Canvass	0		0		0		0	0		0		0	
Total	1	0.19%	1	0.19%	1	0.19%	527	0	0.00%	0	0.00%	1	0.19%
0047619													
Election Day	0	0.00%	0	0.00%	0	0.00%	25	0	0.00%	0	0.00%	0	0.00%
Vote by Mail	0	0.00%	5	0.99%	0	0.00%	507	0	0.00%	0	0.00%	0	0.00%
Canvass	0	0.00%	0	0.00%	0	0.00%	4	0	0.00%	0	0.00%	0	0.00%
Total	0	0.00%	5	0.93%	0	0.00%	536	0	0.00%	0	0.00%	0	0.00%
0047628													
Election Day	1	6.25%	0	0.00%	0	0.00%	16	0	0.00%	0	0.00%	0	0.00%
Vote by Mail	0	0.00%	2	0.55%	1	0.27%	366	0	0.00%	0	0.00%	1	0.27%
Canvass	0	0.00%	0	0.00%	0	0.00%	3	0	0.00%	0	0.00%	0	0.00%
Total	1	0.26%	2	0.52%	1	0.26%	385	0	0.00%	0	0.00%	1	0.26%
0047724													
Election Day	0	0.00%	0	0.00%	0	0.00%	21	0	0.00%	0	0.00%	0	0.00%
Vote by Mail	3	0.59%	11	2.15%	0	0.00%	511	0	0.00%	0	0.00%	0	0.00%
Canvass	0	0.00%	0	0.00%	0	0.00%	5	0	0.00%	0	0.00%	0	0.00%
Total	3	0.56%	11	2.05%	0	0.00%	537	0	0.00%	0	0.00%	0	0.00%
0047760													
Election Day	0	0.00%	0	0.00%	0	0.00%	21	0	0.00%	0	0.00%	0	0.00%
Vote by Mail	1	0.19%	4	0.77%	0	0.00%	521	0	0.00%	0	0.00%	0	0.00%
Canvass	0	0.00%	0	0.00%	0	0.00%	2	0	0.00%	0	0.00%	0	0.00%
Total	1	0.18%	4	0.74%	0	0.00%	544	0	0.00%	0	0.00%	0	0.00%
0047833													
Election Day	0	0.00%	0	0.00%	0	0.00%	23	0	0.00%	0	0.00%	0	0.00%
Vote by Mail	0	0.00%	2	0.39%	0	0.00%	519	0	0.00%	0	0.00%	0	0.00%
Canvass	0	0.00%	0	0.00%	0	0.00%	3	0	0.00%	0	0.00%	0	0.00%
Total	0	0.00%	2	0.37%	0	0.00%	545	0	0.00%	0	0.00%	0	0.00%

Precinct	THUY E. HUGENS Qualified Write In		MIKI HABRYN Qualified Write In		VINCE LUNDGREN Qualified Write In		VIVEK B. MOHAN Qualified Write In	
0047563								
Election Day	0	0.00%	0	0.00%	0	0.00%	0	0.00%
Vote by Mail	0	0.00%	0	0.00%	0	0.00%	0	0.00%
Canvass	0		0		0		0	
Total	0	0.00%	0	0.00%	0	0.00%	0	0.00%
0047619								
Election Day	0	0.00%	0	0.00%	0	0.00%	0	0.00%
Vote by Mail	0	0.00%	0	0.00%	0	0.00%	0	0.00%
Canvass	0	0.00%	0	0.00%	0	0.00%	0	0.00%
Total	0	0.00%	0	0.00%	0	0.00%	0	0.00%
0047628								
Election Day	0	0.00%	0	0.00%	0	0.00%	0	0.00%
Vote by Mail	0	0.00%	0	0.00%	0	0.00%	0	0.00%
Canvass	0	0.00%	0	0.00%	0	0.00%	0	0.00%
Total	0	0.00%	0	0.00%	0	0.00%	0	0.00%
0047724								
Election Day	0	0.00%	0	0.00%	0	0.00%	0	0.00%
Vote by Mail	0	0.00%	0	0.00%	0	0.00%	0	0.00%
Canvass	0	0.00%	0	0.00%	0	0.00%	0	0.00%
Total	0	0.00%	0	0.00%	0	0.00%	0	0.00%
0047760								
Election Day	0	0.00%	0	0.00%	0	0.00%	0	0.00%
Vote by Mail	0	0.00%	0	0.00%	0	0.00%	0	0.00%
Canvass	0	0.00%	0	0.00%	0	0.00%	0	0.00%
Total	0	0.00%	0	0.00%	0	0.00%	0	0.00%
0047833								
Election Day	0	0.00%	0	0.00%	0	0.00%	0	0.00%
Vote by Mail	0	0.00%	0	0.00%	0	0.00%	0	0.00%
Canvass	0	0.00%	0	0.00%	0	0.00%	0	0.00%
Total	0	0.00%	0	0.00%	0	0.00%	0	0.00%

Precinct	Times Cast	Registered Voters	Undervotes	Overvotes
0047868				
Election Day	19	1,371	5	0
Vote by Mail	1,065	1,371	610	1
Canvass	2	1,371	1	0
Total	1,086	1,371	616	1
0047921				
Election Day	27	1,809	3	0
Vote by Mail	1,251	1,809	674	6
Canvass	7	1,809	3	0
Total	1,285	1,809	680	6
0048115				
Election Day	30	1,710	8	0
Vote by Mail	934	1,710	512	3
Canvass	9	1,710	1	0
Total	973	1,710	521	3
0048122				
Election Day	38	1,909	13	0
Vote by Mail	1,047	1,909	643	6
Canvass	8	1,909	5	0
Total	1,093	1,909	661	6
0048243				
Election Day	35	1,854	18	0
Vote by Mail	805	1,854	488	11
Canvass	9	1,854	2	1
Total	849	1,854	508	12
0048305				
Election Day	20	1,454	8	0
Vote by Mail	775	1,454	460	6
Canvass	2	1,454	1	0
Total	797	1,454	469	6

Precinct	DAN KAPELOVITZ (G-P)		KEVIN K. KAUL (NPP)	
0047868				
Election Day	0	0.00%	0	0.00%
Vote by Mail	10	2.20%	1	0.22%
Canvass	0	0.00%	0	0.00%
Total	10	2.13%	1	0.21%
0047921				
Election Day	1	4.17%	0	0.00%
Vote by Mail	1	0.18%	0	0.00%
Canvass	0	0.00%	0	0.00%
Total	2	0.33%	0	0.00%
0048115				
Election Day	0	0.00%	0	0.00%
Vote by Mail	0	0.00%	0	0.00%
Canvass	0	0.00%	0	0.00%
Total	0	0.00%	0	0.00%
0048122				
Election Day	0	0.00%	0	0.00%
Vote by Mail	3	0.75%	1	0.25%
Canvass	0	0.00%	0	0.00%
Total	3	0.70%	1	0.23%
0048243				
Election Day	0	0.00%	0	0.00%
Vote by Mail	3	0.98%	0	0.00%
Canvass	0	0.00%	0	0.00%
Total	3	0.91%	0	0.00%
0048305				
Election Day	0	0.00%	0	0.00%
Vote by Mail	1	0.32%	1	0.32%
Canvass	0	0.00%	0	0.00%
Total	1	0.31%	1	0.31%

Precinct	CHAUNCEY "SLIM" KILLENS (REP)		KEVIN KILEY (REP)		PATRICK KILPATRICK (DEM)		ANTHONY TRIMINO (REP)		JOEL VENTRESCA (DEM)		KEVIN L. FAULCONER (REP)		RHONDA FURIN (REP)	
0047868														
Election Day	0	0.00%	0	0.00%	0	0.00%	1	7.14%	0	0.00%	0	0.00%	0	0.00%
Vote by Mail	0	0.00%	28	6.17%	3	0.66%	0	0.00%	16	3.52%	71	15.64%	0	0.00%
Canvass	0	0.00%	0	0.00%	0	0.00%	0	0.00%	0	0.00%	0	0.00%	0	0.00%
Total	0	0.00%	28	5.97%	3	0.64%	1	0.21%	16	3.41%	71	15.14%	0	0.00%
0047921														
Election Day	0	0.00%	1	4.17%	0	0.00%	0	0.00%	1	4.17%	0	0.00%	0	0.00%
Vote by Mail	0	0.00%	29	5.08%	5	0.88%	0	0.00%	14	2.45%	78	13.66%	2	0.35%
Canvass	0	0.00%	0	0.00%	0	0.00%	0	0.00%	0	0.00%	0	0.00%	0	0.00%
Total	0	0.00%	30	5.01%	5	0.83%	0	0.00%	15	2.50%	78	13.02%	2	0.33%
0048115														
Election Day	0	0.00%	1	4.55%	0	0.00%	0	0.00%	0	0.00%	0	0.00%	0	0.00%
Vote by Mail	2	0.48%	14	3.34%	2	0.48%	3	0.72%	9	2.15%	30	7.16%	2	0.48%
Canvass	0	0.00%	0	0.00%	0	0.00%	0	0.00%	0	0.00%	0	0.00%	0	0.00%
Total	2	0.45%	15	3.34%	2	0.45%	3	0.67%	9	2.00%	30	6.68%	2	0.45%
0048122														
Election Day	0	0.00%	0	0.00%	0	0.00%	0	0.00%	0	0.00%	1	4.00%	1	4.00%
Vote by Mail	1	0.25%	20	5.03%	5	1.26%	2	0.50%	22	5.53%	31	7.79%	1	0.25%
Canvass	0	0.00%	0	0.00%	0	0.00%	0	0.00%	0	0.00%	0	0.00%	0	0.00%
Total	1	0.23%	20	4.69%	5	1.17%	2	0.47%	22	5.16%	32	7.51%	2	0.47%
0048243														
Election Day	0	0.00%	0	0.00%	0	0.00%	0	0.00%	0	0.00%	0	0.00%	1	5.88%
Vote by Mail	0	0.00%	19	6.21%	5	1.63%	1	0.33%	5	1.63%	5	1.63%	2	0.65%
Canvass	0	0.00%	0	0.00%	0	0.00%	0	0.00%	0	0.00%	0	0.00%	0	0.00%
Total	0	0.00%	19	5.78%	5	1.52%	1	0.30%	5	1.52%	5	1.52%	3	0.91%
0048305														
Election Day	0	0.00%	0	0.00%	0	0.00%	0	0.00%	1	8.33%	0	0.00%	0	0.00%
Vote by Mail	2	0.65%	15	4.85%	1	0.32%	3	0.97%	5	1.62%	18	5.83%	0	0.00%
Canvass	0	0.00%	0	0.00%	0	0.00%	0	0.00%	0	0.00%	0	0.00%	0	0.00%
Total	2	0.62%	15	4.66%	1	0.31%	3	0.93%	6	1.86%	18	5.59%	0	0.00%

Precinct	ROBERT C. NEWMAN II (REP)		DENNIS RICHTER (NPP)		BRANDON M. ROSS (DEM)		SAM L. GALLUCCI (REP)		TED GAINES (REP)		CAITLYN JENNER (REP)		LEO S. ZACKY (REP)	
0047868														
Election Day	0	0.00%	0	0.00%	1	7.14%	0	0.00%	0	0.00%	0	0.00%	0	0.00%
Vote by Mail	2	0.44%	1	0.22%	32	7.05%	0	0.00%	4	0.88%	5	1.10%	0	0.00%
Canvass	0	0.00%	0	0.00%	0	0.00%	0	0.00%	0	0.00%	0	0.00%	0	0.00%
Total	2	0.43%	1	0.21%	33	7.04%	0	0.00%	4	0.85%	5	1.07%	0	0.00%
0047921														
Election Day	0	0.00%	0	0.00%	1	4.17%	0	0.00%	0	0.00%	0	0.00%	0	0.00%
Vote by Mail	0	0.00%	1	0.18%	44	7.71%	0	0.00%	12	2.10%	10	1.75%	0	0.00%
Canvass	0	0.00%	0	0.00%	1	25.00%	0	0.00%	0	0.00%	0	0.00%	0	0.00%
Total	0	0.00%	1	0.17%	46	7.68%	0	0.00%	12	2.00%	10	1.67%	0	0.00%
0048115														
Election Day	0	0.00%	0	0.00%	0	0.00%	0	0.00%	0	0.00%	0	0.00%	0	0.00%
Vote by Mail	0	0.00%	0	0.00%	27	6.44%	3	0.72%	4	0.95%	6	1.43%	0	0.00%
Canvass	0	0.00%	0	0.00%	0	0.00%	0	0.00%	0	0.00%	0	0.00%	0	0.00%
Total	0	0.00%	0	0.00%	27	6.01%	3	0.67%	4	0.89%	6	1.34%	0	0.00%
0048122														
Election Day	0	0.00%	0	0.00%	1	4.00%	0	0.00%	1	4.00%	0	0.00%	0	0.00%
Vote by Mail	6	1.51%	0	0.00%	31	7.79%	0	0.00%	6	1.51%	8	2.01%	0	0.00%
Canvass	0	0.00%	0	0.00%	1	33.33%	0	0.00%	0	0.00%	0	0.00%	0	0.00%
Total	6	1.41%	0	0.00%	33	7.75%	0	0.00%	7	1.64%	8	1.88%	0	0.00%
0048243														
Election Day	0	0.00%	0	0.00%	2	11.76%	0	0.00%	0	0.00%	0	0.00%	0	0.00%
Vote by Mail	2	0.65%	1	0.33%	26	8.50%	2	0.65%	5	1.63%	5	1.63%	0	0.00%
Canvass	1	16.67%	0	0.00%	0	0.00%	1	16.67%	0	0.00%	0	0.00%	0	0.00%
Total	3	0.91%	1	0.30%	28	8.51%	3	0.91%	5	1.52%	5	1.52%	0	0.00%
0048305														
Election Day	0	0.00%	0	0.00%	1	8.33%	0	0.00%	0	0.00%	0	0.00%	0	0.00%
Vote by Mail	2	0.65%	3	0.97%	29	9.39%	0	0.00%	4	1.29%	2	0.65%	0	0.00%
Canvass	0	0.00%	0	0.00%	0	0.00%	0	0.00%	0	0.00%	0	0.00%	0	0.00%
Total	2	0.62%	3	0.93%	30	9.32%	0	0.00%	4	1.24%	2	0.62%	0	0.00%

Precinct	JENNY RAE LE ROUX (REP)		DAVID LOZANO (REP)		STEVE CHAVEZ LODGE (REP)		MICHAEL LOEBBS (NPP)		DENIS LUCEY (NPP)		DIEGO MARTINEZ (REP)		JEREMIAH "JEREMY" MARCINIAK (NPP)	
0047868														
Election Day	0	0.00%	0	0.00%	0	0.00%	0	0.00%	0	0.00%	0	0.00%	0	0.00%
Vote by Mail	0	0.00%	1	0.22%	2	0.44%	3	0.66%	0	0.00%	0	0.00%	0	0.00%
Canvass	0	0.00%	0	0.00%	0	0.00%	0	0.00%	0	0.00%	0	0.00%	0	0.00%
Total	0	0.00%	1	0.21%	2	0.43%	3	0.64%	0	0.00%	0	0.00%	0	0.00%
0047921														
Election Day	0	0.00%	0	0.00%	0	0.00%	1	4.17%	0	0.00%	0	0.00%	0	0.00%
Vote by Mail	3	0.53%	0	0.00%	3	0.53%	2	0.35%	0	0.00%	0	0.00%	0	0.00%
Canvass	0	0.00%	0	0.00%	0	0.00%	0	0.00%	0	0.00%	0	0.00%	0	0.00%
Total	3	0.50%	0	0.00%	3	0.50%	3	0.50%	0	0.00%	0	0.00%	0	0.00%
0048115														
Election Day	0	0.00%	0	0.00%	0	0.00%	0	0.00%	0	0.00%	0	0.00%	0	0.00%
Vote by Mail	1	0.24%	1	0.24%	0	0.00%	1	0.24%	0	0.00%	0	0.00%	0	0.00%
Canvass	0	0.00%	0	0.00%	0	0.00%	0	0.00%	0	0.00%	0	0.00%	0	0.00%
Total	1	0.22%	1	0.22%	0	0.00%	1	0.22%	0	0.00%	0	0.00%	0	0.00%
0048122														
Election Day	0	0.00%	0	0.00%	0	0.00%	0	0.00%	0	0.00%	0	0.00%	0	0.00%
Vote by Mail	1	0.25%	1	0.25%	0	0.00%	1	0.25%	1	0.25%	1	0.25%	0	0.00%
Canvass	0	0.00%	0	0.00%	0	0.00%	0	0.00%	0	0.00%	0	0.00%	0	0.00%
Total	1	0.23%	1	0.23%	0	0.00%	1	0.23%	1	0.23%	1	0.23%	0	0.00%
0048243														
Election Day	0	0.00%	0	0.00%	0	0.00%	0	0.00%	0	0.00%	0	0.00%	0	0.00%
Vote by Mail	1	0.33%	2	0.65%	0	0.00%	4	1.31%	0	0.00%	2	0.65%	0	0.00%
Canvass	0	0.00%	0	0.00%	0	0.00%	0	0.00%	0	0.00%	0	0.00%	0	0.00%
Total	1	0.30%	2	0.61%	0	0.00%	4	1.22%	0	0.00%	2	0.61%	0	0.00%
0048305														
Election Day	0	0.00%	0	0.00%	0	0.00%	0	0.00%	0	0.00%	0	0.00%	0	0.00%
Vote by Mail	5	1.62%	1	0.32%	2	0.65%	1	0.32%	0	0.00%	0	0.00%	0	0.00%
Canvass	0	0.00%	0	0.00%	0	0.00%	0	0.00%	0	0.00%	0	0.00%	0	0.00%
Total	5	1.55%	1	0.31%	2	0.62%	1	0.31%	0	0.00%	0	0.00%	0	0.00%

Precinct	DANIEL MERCURI (REP)		JACQUELINE MCGOWAN (DEM)		DAVID MOORE (NPP)		DAVID ALEXANDER BRAMANTE (REP)		HOLLY L. BAADE (DEM)		ANGELYNE (NPP)		JAMES G. HANINK (NPP)	
0047868														
Election Day	0	0.00%	0	0.00%	0	0.00%	0	0.00%	1	7.14%	1	7.14%	0	0.00%
Vote by Mail	3	0.66%	16	3.52%	0	0.00%	0	0.00%	5	1.10%	3	0.66%	0	0.00%
Canvass	0	0.00%	0	0.00%	0	0.00%	0	0.00%	0	0.00%	0	0.00%	0	0.00%
Total	3	0.64%	16	3.41%	0	0.00%	0	0.00%	6	1.28%	4	0.85%	0	0.00%
0047921														
Election Day	0	0.00%	1	4.17%	0	0.00%	0	0.00%	0	0.00%	0	0.00%	0	0.00%
Vote by Mail	0	0.00%	14	2.45%	0	0.00%	0	0.00%	12	2.10%	1	0.18%	2	0.35%
Canvass	0	0.00%	0	0.00%	0	0.00%	0	0.00%	0	0.00%	0	0.00%	0	0.00%
Total	0	0.00%	15	2.50%	0	0.00%	0	0.00%	12	2.00%	1	0.17%	2	0.33%
0048115														
Election Day	0	0.00%	1	4.55%	0	0.00%	0	0.00%	0	0.00%	0	0.00%	0	0.00%
Vote by Mail	0	0.00%	23	5.49%	0	0.00%	3	0.72%	4	0.95%	2	0.48%	1	0.24%
Canvass	0	0.00%	0	0.00%	0	0.00%	0	0.00%	1	12.50%	0	0.00%	0	0.00%
Total	0	0.00%	24	5.35%	0	0.00%	3	0.67%	5	1.11%	2	0.45%	1	0.22%
0048122														
Election Day	0	0.00%	4	16.00%	0	0.00%	0	0.00%	1	4.00%	1	4.00%	0	0.00%
Vote by Mail	0	0.00%	28	7.04%	1	0.25%	1	0.25%	4	1.01%	1	0.25%	0	0.00%
Canvass	0	0.00%	1	33.33%	0	0.00%	0	0.00%	0	0.00%	0	0.00%	0	0.00%
Total	0	0.00%	33	7.75%	1	0.23%	1	0.23%	5	1.17%	2	0.47%	0	0.00%
0048243														
Election Day	0	0.00%	2	11.76%	0	0.00%	0	0.00%	1	5.88%	0	0.00%	0	0.00%
Vote by Mail	0	0.00%	20	6.54%	2	0.65%	0	0.00%	7	2.29%	1	0.33%	1	0.33%
Canvass	0	0.00%	1	16.67%	0	0.00%	0	0.00%	0	0.00%	0	0.00%	0	0.00%
Total	0	0.00%	23	6.99%	2	0.61%	0	0.00%	8	2.43%	1	0.30%	1	0.30%
0048305														
Election Day	0	0.00%	0	0.00%	0	0.00%	0	0.00%	0	0.00%	0	0.00%	0	0.00%
Vote by Mail	2	0.65%	22	7.12%	1	0.32%	0	0.00%	4	1.29%	0	0.00%	0	0.00%
Canvass	0	0.00%	0	0.00%	0	0.00%	0	0.00%	0	0.00%	0	0.00%	0	0.00%
Total	2	0.62%	22	6.83%	1	0.31%	0	0.00%	4	1.24%	0	0.00%	0	0.00%

Precinct	DAVID HILLBERG (REP)		JEFF HEWITT (LIB)		JOHN R. DRAKE (DEM)		LARRY A. ELDER (REP)		KEVIN PAFFRATH (DEM)		ADAM PAPAGAN (NPP)		ARMANDO "MANDO" PEREZ- SERRATO (DEM)	
0047868														
Election Day	0	0.00%	0	0.00%	0	0.00%	9	64.29%	0	0.00%	0	0.00%	0	0.00%
Vote by Mail	0	0.00%	3	0.66%	3	0.66%	150	33.04%	58	12.78%	1	0.22%	4	0.88%
Canvass	0	0.00%	0	0.00%	0	0.00%	1	100.00%	0	0.00%	0	0.00%	0	0.00%
Total	0	0.00%	3	0.64%	3	0.64%	160	34.12%	58	12.37%	1	0.21%	4	0.85%
0047921														
Election Day	0	0.00%	0	0.00%	0	0.00%	15	62.50%	0	0.00%	0	0.00%	0	0.00%
Vote by Mail	0	0.00%	3	0.53%	2	0.35%	215	37.65%	61	10.68%	1	0.18%	4	0.70%
Canvass	0	0.00%	0	0.00%	0	0.00%	2	50.00%	1	25.00%	0	0.00%	0	0.00%
Total	0	0.00%	3	0.50%	2	0.33%	232	38.73%	62	10.35%	1	0.17%	4	0.67%
0048115														
Election Day	0	0.00%	0	0.00%	0	0.00%	19	86.36%	0	0.00%	0	0.00%	0	0.00%
Vote by Mail	0	0.00%	7	1.67%	10	2.39%	181	43.20%	35	8.35%	0	0.00%	8	1.91%
Canvass	0	0.00%	0	0.00%	0	0.00%	5	62.50%	1	12.50%	0	0.00%	0	0.00%
Total	0	0.00%	7	1.56%	10	2.23%	205	45.66%	36	8.02%	0	0.00%	8	1.78%
0048122														
Election Day	0	0.00%	0	0.00%	0	0.00%	12	48.00%	1	4.00%	0	0.00%	0	0.00%
Vote by Mail	0	0.00%	3	0.75%	3	0.75%	134	33.67%	43	10.80%	0	0.00%	10	2.51%
Canvass	0	0.00%	0	0.00%	0	0.00%	1	33.33%	0	0.00%	0	0.00%	0	0.00%
Total	0	0.00%	3	0.70%	3	0.70%	147	34.51%	44	10.33%	0	0.00%	10	2.35%
0048243														
Election Day	1	5.88%	0	0.00%	1	5.88%	8	47.06%	0	0.00%	0	0.00%	0	0.00%
Vote by Mail	1	0.33%	1	0.33%	4	1.31%	106	34.64%	26	8.50%	1	0.33%	5	1.63%
Canvass	0	0.00%	0	0.00%	0	0.00%	3	50.00%	0	0.00%	0	0.00%	0	0.00%
Total	2	0.61%	1	0.30%	5	1.52%	117	35.56%	26	7.90%	1	0.30%	5	1.52%
0048305														
Election Day	0	0.00%	0	0.00%	0	0.00%	10	83.33%	0	0.00%	0	0.00%	0	0.00%
Vote by Mail	1	0.32%	2	0.65%	3	0.97%	105	33.98%	29	9.39%	0	0.00%	2	0.65%
Canvass	0	0.00%	0	0.00%	0	0.00%	0	0.00%	1	100.00%	0	0.00%	0	0.00%
Total	1	0.31%	2	0.62%	3	0.93%	115	35.71%	30	9.32%	0	0.00%	2	0.62%

Precinct	JOHN COX (REP)		HEATHER COLLINS (G-P)		DANIEL WATTS (DEM)		NICKOLAS WILDSTAR (REP)		SARAH STEPHENS (REP)		DENVER STONER (REP)		JOE M. SYMMON (REP)	
0047868														
Election Day	1	7.14%	0	0.00%	0	0.00%	0	0.00%	0	0.00%	0	0.00%	0	0.00%
Vote by Mail	13	2.86%	4	0.88%	6	1.32%	0	0.00%	0	0.00%	0	0.00%	0	0.00%
Canvass	0	0.00%	0	0.00%	0	0.00%	0	0.00%	0	0.00%	0	0.00%	0	0.00%
Total	14	2.99%	4	0.85%	6	1.28%	0	0.00%	0	0.00%	0	0.00%	0	0.00%
0047921														
Election Day	2	8.33%	0	0.00%	1	4.17%	0	0.00%	0	0.00%	0	0.00%	0	0.00%
Vote by Mail	15	2.63%	2	0.35%	19	3.33%	0	0.00%	0	0.00%	1	0.18%	0	0.00%
Canvass	0	0.00%	0	0.00%	0	0.00%	0	0.00%	0	0.00%	0	0.00%	0	0.00%
Total	17	2.84%	2	0.33%	20	3.34%	0	0.00%	0	0.00%	1	0.17%	0	0.00%
0048115														
Election Day	0	0.00%	0	0.00%	1	4.55%	0	0.00%	0	0.00%	0	0.00%	0	0.00%
Vote by Mail	14	3.34%	4	0.95%	15	3.58%	0	0.00%	0	0.00%	0	0.00%	0	0.00%
Canvass	0	0.00%	0	0.00%	1	12.50%	0	0.00%	0	0.00%	0	0.00%	0	0.00%
Total	14	3.12%	4	0.89%	17	3.79%	0	0.00%	0	0.00%	0	0.00%	0	0.00%
0048122														
Election Day	2	8.00%	0	0.00%	0	0.00%	0	0.00%	0	0.00%	0	0.00%	0	0.00%
Vote by Mail	11	2.76%	2	0.50%	14	3.52%	1	0.25%	0	0.00%	0	0.00%	0	0.00%
Canvass	0	0.00%	0	0.00%	0	0.00%	0	0.00%	0	0.00%	0	0.00%	0	0.00%
Total	13	3.05%	2	0.47%	14	3.29%	1	0.23%	0	0.00%	0	0.00%	0	0.00%
0048243														
Election Day	0	0.00%	0	0.00%	0	0.00%	0	0.00%	0	0.00%	0	0.00%	0	0.00%
Vote by Mail	23	7.52%	0	0.00%	10	3.27%	0	0.00%	0	0.00%	0	0.00%	0	0.00%
Canvass	0	0.00%	0	0.00%	0	0.00%	0	0.00%	0	0.00%	0	0.00%	0	0.00%
Total	23	6.99%	0	0.00%	10	3.04%	0	0.00%	0	0.00%	0	0.00%	0	0.00%
0048305														
Election Day	0	0.00%	0	0.00%	0	0.00%	0	0.00%	0	0.00%	0	0.00%	0	0.00%
Vote by Mail	22	7.12%	3	0.97%	16	5.18%	0	0.00%	0	0.00%	1	0.32%	0	0.00%
Canvass	0	0.00%	0	0.00%	0	0.00%	0	0.00%	0	0.00%	0	0.00%	0	0.00%
Total	22	6.83%	3	0.93%	16	4.97%	0	0.00%	0	0.00%	1	0.31%	0	0.00%

Precinct	MAJOR SINGH (NPP)		DOUG OSE (REP)		Write-in		Total Votes	ROXANNE Qualified Write In		STACY SMITH Qualified Write In		MAJOR WILLIAMS Qualified Write In	
0047868													
Election Day	0	0.00%	0	0.00%	0	0.00%	14	0	0.00%	0	0.00%	0	0.00%
Vote by Mail	1	0.22%	5	1.10%	0	0.00%	454	0	0.00%	0	0.00%	0	0.00%
Canvass	0	0.00%	0	0.00%	0	0.00%	1	0	0.00%	0	0.00%	0	0.00%
Total	1	0.21%	5	1.07%	0	0.00%	469	0	0.00%	0	0.00%	0	0.00%
0047921													
Election Day	0	0.00%	0	0.00%	0	0.00%	24	0	0.00%	0	0.00%	0	0.00%
Vote by Mail	1	0.18%	14	2.45%	0	0.00%	571	0	0.00%	0	0.00%	0	0.00%
Canvass	0	0.00%	0	0.00%	0	0.00%	4	0	0.00%	0	0.00%	0	0.00%
Total	1	0.17%	14	2.34%	0	0.00%	599	0	0.00%	0	0.00%	0	0.00%
0048115													
Election Day	0	0.00%	0	0.00%	0	0.00%	22	0	0.00%	0	0.00%	0	0.00%
Vote by Mail	0	0.00%	5	1.19%	2	0.48%	419	0	0.00%	0	0.00%	2	0.48%
Canvass	0	0.00%	0	0.00%	0	0.00%	8	0	0.00%	0	0.00%	0	0.00%
Total	0	0.00%	5	1.11%	2	0.45%	449	0	0.00%	0	0.00%	2	0.45%
0048122													
Election Day	0	0.00%	0	0.00%	0	0.00%	25	0	0.00%	0	0.00%	0	0.00%
Vote by Mail	0	0.00%	0	0.00%	0	0.00%	398	0	0.00%	0	0.00%	0	0.00%
Canvass	0	0.00%	0	0.00%	0	0.00%	3	0	0.00%	0	0.00%	0	0.00%
Total	0	0.00%	0	0.00%	0	0.00%	426	0	0.00%	0	0.00%	0	0.00%
0048243													
Election Day	0	0.00%	1	5.88%	0	0.00%	17	0	0.00%	0	0.00%	0	0.00%
Vote by Mail	5	1.63%	2	0.65%	1	0.33%	306	0	0.00%	0	0.00%	1	0.33%
Canvass	0	0.00%	0	0.00%	0	0.00%	6	0	0.00%	0	0.00%	0	0.00%
Total	5	1.52%	3	0.91%	1	0.30%	329	0	0.00%	0	0.00%	1	0.30%
0048305													
Election Day	0	0.00%	0	0.00%	0	0.00%	12	0	0.00%	0	0.00%	0	0.00%
Vote by Mail	1	0.32%	0	0.00%	0	0.00%	309	0	0.00%	0	0.00%	0	0.00%
Canvass	0	0.00%	0	0.00%	0	0.00%	1	0	0.00%	0	0.00%	0	0.00%
Total	1	0.31%	0	0.00%	0	0.00%	322	0	0.00%	0	0.00%	0	0.00%

Precinct	THUY E. HUGENS Qualified Write In		MIKI HABRYN Qualified Write In		VINCE LUNDGREN Qualified Write In		VIVEK B. MOHAN Qualified Write In	
0047868								
Election Day	0	0.00%	0	0.00%	0	0.00%	0	0.00%
Vote by Mail	0	0.00%	0	0.00%	0	0.00%	0	0.00%
Canvass	0	0.00%	0	0.00%	0	0.00%	0	0.00%
Total	0	0.00%	0	0.00%	0	0.00%	0	0.00%
0047921								
Election Day	0	0.00%	0	0.00%	0	0.00%	0	0.00%
Vote by Mail	0	0.00%	0	0.00%	0	0.00%	0	0.00%
Canvass	0	0.00%	0	0.00%	0	0.00%	0	0.00%
Total	0	0.00%	0	0.00%	0	0.00%	0	0.00%
0048115								
Election Day	0	0.00%	0	0.00%	0	0.00%	0	0.00%
Vote by Mail	0	0.00%	0	0.00%	0	0.00%	0	0.00%
Canvass	0	0.00%	0	0.00%	0	0.00%	0	0.00%
Total	0	0.00%	0	0.00%	0	0.00%	0	0.00%
0048122								
Election Day	0	0.00%	0	0.00%	0	0.00%	0	0.00%
Vote by Mail	0	0.00%	0	0.00%	0	0.00%	0	0.00%
Canvass	0	0.00%	0	0.00%	0	0.00%	0	0.00%
Total	0	0.00%	0	0.00%	0	0.00%	0	0.00%
0048243								
Election Day	0	0.00%	0	0.00%	0	0.00%	0	0.00%
Vote by Mail	0	0.00%	0	0.00%	0	0.00%	0	0.00%
Canvass	0	0.00%	0	0.00%	0	0.00%	0	0.00%
Total	0	0.00%	0	0.00%	0	0.00%	0	0.00%
0048305								
Election Day	0	0.00%	0	0.00%	0	0.00%	0	0.00%
Vote by Mail	0	0.00%	0	0.00%	0	0.00%	0	0.00%
Canvass	0	0.00%	0	0.00%	0	0.00%	0	0.00%
Total	0	0.00%	0	0.00%	0	0.00%	0	0.00%

Precinct	Times Cast	Registered Voters	Undervotes	Overvotes
0048320				
Election Day	20	1,261	9	0
Vote by Mail	605	1,261	354	1
Canvass	3	1,261	1	0
Total	628	1,261	364	1
0048396				
Election Day	13	1,723	4	0
Vote by Mail	848	1,723	538	10
Canvass	6	1,723	1	0
Total	867	1,723	543	10
0048447				
Election Day	17	1,606	9	0
Vote by Mail	687	1,606	426	5
Canvass	5	1,606	2	0
Total	709	1,606	437	5
0048475				
Election Day	21	1,570	9	0
Vote by Mail	629	1,570	398	1
Canvass	3	1,570	2	0
Total	653	1,570	409	1
0048524				
Election Day	22	1,312	5	0
Vote by Mail	541	1,312	329	5
Canvass	7	1,312	1	0
Total	570	1,312	335	5
0048579				
Election Day	14	1,634	5	0
Vote by Mail	597	1,634	385	5
Canvass	5	1,634	3	1
Total	616	1,634	393	6

Precinct	DAN KAPELOVITZ (G-P)		KEVIN K. KAUL (NPP)	
0048320				
Election Day	0	0.00%	0	0.00%
Vote by Mail	2	0.80%	0	0.00%
Canvass	0	0.00%	0	0.00%
Total	2	0.76%	0	0.00%
0048396				
Election Day	0	0.00%	0	0.00%
Vote by Mail	2	0.67%	1	0.33%
Canvass	0	0.00%	0	0.00%
Total	2	0.64%	1	0.32%
0048447				
Election Day	0	0.00%	0	0.00%
Vote by Mail	1	0.39%	0	0.00%
Canvass	0	0.00%	0	0.00%
Total	1	0.37%	0	0.00%
0048475				
Election Day	0	0.00%	0	0.00%
Vote by Mail	3	1.30%	2	0.87%
Canvass	0	0.00%	0	0.00%
Total	3	1.23%	2	0.82%
0048524				
Election Day	0	0.00%	0	0.00%
Vote by Mail	0	0.00%	0	0.00%
Canvass	0	0.00%	0	0.00%
Total	0	0.00%	0	0.00%
0048579				
Election Day	0	0.00%	0	0.00%
Vote by Mail	0	0.00%	0	0.00%
Canvass	0	0.00%	0	0.00%
Total	0	0.00%	0	0.00%

Precinct	CHAUNCEY "SLIM" KILLENS (REP)		KEVIN KILEY (REP)		PATRICK KILPATRICK (DEM)		ANTHONY TRIMINO (REP)		JOEL VENTRESCA (DEM)		KEVIN L. FAULCONER (REP)		RHONDA FURIN (REP)	
0048320														
Election Day	0	0.00%	0	0.00%	0	0.00%	0	0.00%	0	0.00%	1	9.09%	0	0.00%
Vote by Mail	0	0.00%	7	2.80%	2	0.80%	0	0.00%	2	0.80%	6	2.40%	1	0.40%
Canvass	0	0.00%	0	0.00%	0	0.00%	0	0.00%	0	0.00%	0	0.00%	0	0.00%
Total	0	0.00%	7	2.66%	2	0.76%	0	0.00%	2	0.76%	7	2.66%	1	0.38%
0048396														
Election Day	0	0.00%	0	0.00%	0	0.00%	0	0.00%	1	11.11%	0	0.00%	0	0.00%
Vote by Mail	0	0.00%	8	2.67%	10	3.33%	0	0.00%	5	1.67%	14	4.67%	0	0.00%
Canvass	0	0.00%	0	0.00%	0	0.00%	0	0.00%	0	0.00%	0	0.00%	0	0.00%
Total	0	0.00%	8	2.55%	10	3.18%	0	0.00%	6	1.91%	14	4.46%	0	0.00%
0048447														
Election Day	0	0.00%	1	12.50%	0	0.00%	0	0.00%	1	12.50%	0	0.00%	0	0.00%
Vote by Mail	1	0.39%	9	3.52%	3	1.17%	1	0.39%	1	0.39%	9	3.52%	1	0.39%
Canvass	0	0.00%	0	0.00%	0	0.00%	0	0.00%	0	0.00%	0	0.00%	0	0.00%
Total	1	0.37%	10	3.75%	3	1.12%	1	0.37%	2	0.75%	9	3.37%	1	0.37%
0048475														
Election Day	0	0.00%	0	0.00%	0	0.00%	0	0.00%	0	0.00%	1	8.33%	1	8.33%
Vote by Mail	0	0.00%	7	3.04%	4	1.74%	0	0.00%	8	3.48%	10	4.35%	0	0.00%
Canvass	0	0.00%	0	0.00%	0	0.00%	0	0.00%	0	0.00%	0	0.00%	0	0.00%
Total	0	0.00%	7	2.88%	4	1.65%	0	0.00%	8	3.29%	11	4.53%	1	0.41%
0048524														
Election Day	0	0.00%	1	5.88%	0	0.00%	0	0.00%	2	11.76%	0	0.00%	0	0.00%
Vote by Mail	0	0.00%	9	4.35%	4	1.93%	0	0.00%	5	2.42%	11	5.31%	0	0.00%
Canvass	0	0.00%	0	0.00%	0	0.00%	0	0.00%	0	0.00%	0	0.00%	0	0.00%
Total	0	0.00%	10	4.35%	4	1.74%	0	0.00%	7	3.04%	11	4.78%	0	0.00%
0048579														
Election Day	0	0.00%	0	0.00%	0	0.00%	0	0.00%	0	0.00%	0	0.00%	1	11.11%
Vote by Mail	0	0.00%	9	4.35%	1	0.48%	2	0.97%	6	2.90%	7	3.38%	0	0.00%
Canvass	0	0.00%	0	0.00%	0	0.00%	0	0.00%	0	0.00%	0	0.00%	0	0.00%
Total	0	0.00%	9	4.15%	1	0.46%	2	0.92%	6	2.76%	7	3.23%	1	0.46%

Precinct	ROBERT C. NEWMAN II (REP)		DENNIS RICHTER (NPP)		BRANDON M. ROSS (DEM)		SAM L. GALLUCCI (REP)		TED GAINES (REP)		CAITLYN JENNER (REP)		LEO S. ZACKY (REP)	
0048320														
Election Day	0	0.00%	0	0.00%	4	36.36%	0	0.00%	0	0.00%	0	0.00%	0	0.00%
Vote by Mail	3	1.20%	1	0.40%	17	6.80%	0	0.00%	2	0.80%	1	0.40%	0	0.00%
Canvass	0	0.00%	0	0.00%	1	50.00%	0	0.00%	0	0.00%	0	0.00%	0	0.00%
Total	3	1.14%	1	0.38%	22	8.37%	0	0.00%	2	0.76%	1	0.38%	0	0.00%
0048396														
Election Day	0	0.00%	0	0.00%	2	22.22%	0	0.00%	1	11.11%	0	0.00%	0	0.00%
Vote by Mail	5	1.67%	0	0.00%	23	7.67%	1	0.33%	1	0.33%	4	1.33%	0	0.00%
Canvass	0	0.00%	0	0.00%	0	0.00%	0	0.00%	0	0.00%	0	0.00%	0	0.00%
Total	5	1.59%	0	0.00%	25	7.96%	1	0.32%	2	0.64%	4	1.27%	0	0.00%
0048447														
Election Day	0	0.00%	0	0.00%	2	25.00%	0	0.00%	0	0.00%	0	0.00%	0	0.00%
Vote by Mail	4	1.56%	0	0.00%	25	9.77%	0	0.00%	0	0.00%	3	1.17%	1	0.39%
Canvass	0	0.00%	0	0.00%	1	33.33%	0	0.00%	0	0.00%	0	0.00%	0	0.00%
Total	4	1.50%	0	0.00%	28	10.49%	0	0.00%	0	0.00%	3	1.12%	1	0.37%
0048475														
Election Day	0	0.00%	0	0.00%	3	25.00%	0	0.00%	0	0.00%	0	0.00%	0	0.00%
Vote by Mail	0	0.00%	0	0.00%	28	12.17%	0	0.00%	4	1.74%	1	0.43%	1	0.43%
Canvass	0	0.00%	0	0.00%	0	0.00%	0	0.00%	0	0.00%	0	0.00%	0	0.00%
Total	0	0.00%	0	0.00%	31	12.76%	0	0.00%	4	1.65%	1	0.41%	1	0.41%
0048524														
Election Day	0	0.00%	0	0.00%	2	11.76%	0	0.00%	0	0.00%	0	0.00%	0	0.00%
Vote by Mail	0	0.00%	0	0.00%	21	10.14%	0	0.00%	1	0.48%	11	5.31%	0	0.00%
Canvass	0	0.00%	0	0.00%	0	0.00%	0	0.00%	1	16.67%	0	0.00%	0	0.00%
Total	0	0.00%	0	0.00%	23	10.00%	0	0.00%	2	0.87%	11	4.78%	0	0.00%
0048579														
Election Day	0	0.00%	0	0.00%	2	22.22%	0	0.00%	0	0.00%	0	0.00%	0	0.00%
Vote by Mail	1	0.48%	1	0.48%	19	9.18%	1	0.48%	2	0.97%	3	1.45%	0	0.00%
Canvass	0	0.00%	0	0.00%	0	0.00%	0	0.00%	0	0.00%	0	0.00%	0	0.00%
Total	1	0.46%	1	0.46%	21	9.68%	1	0.46%	2	0.92%	3	1.38%	0	0.00%

Precinct	JENNY RAE LE ROUX (REP)		DAVID LOZANO (REP)		STEVE CHAVEZ LODGE (REP)		MICHAEL LOEBBS (NPP)		DENIS LUCEY (NPP)		DIEGO MARTINEZ (REP)		JEREMIAH "JEREMY" MARCINIAK (NPP)	
0048320														
Election Day	0	0.00%	0	0.00%	0	0.00%	0	0.00%	0	0.00%	1	9.09%	0	0.00%
Vote by Mail	0	0.00%	0	0.00%	3	1.20%	0	0.00%	0	0.00%	2	0.80%	0	0.00%
Canvass	0	0.00%	0	0.00%	0	0.00%	0	0.00%	0	0.00%	0	0.00%	0	0.00%
Total	0	0.00%	0	0.00%	3	1.14%	0	0.00%	0	0.00%	3	1.14%	0	0.00%
0048396														
Election Day	0	0.00%	0	0.00%	0	0.00%	0	0.00%	0	0.00%	0	0.00%	0	0.00%
Vote by Mail	3	1.00%	3	1.00%	2	0.67%	1	0.33%	2	0.67%	0	0.00%	0	0.00%
Canvass	0	0.00%	0	0.00%	0	0.00%	0	0.00%	0	0.00%	0	0.00%	0	0.00%
Total	3	0.96%	3	0.96%	2	0.64%	1	0.32%	2	0.64%	0	0.00%	0	0.00%
0048447														
Election Day	0	0.00%	0	0.00%	0	0.00%	0	0.00%	0	0.00%	0	0.00%	0	0.00%
Vote by Mail	0	0.00%	3	1.17%	1	0.39%	1	0.39%	0	0.00%	1	0.39%	1	0.39%
Canvass	0	0.00%	0	0.00%	0	0.00%	0	0.00%	0	0.00%	0	0.00%	0	0.00%
Total	0	0.00%	3	1.12%	1	0.37%	1	0.37%	0	0.00%	1	0.37%	1	0.37%
0048475														
Election Day	0	0.00%	0	0.00%	0	0.00%	0	0.00%	0	0.00%	0	0.00%	0	0.00%
Vote by Mail	0	0.00%	1	0.43%	1	0.43%	1	0.43%	0	0.00%	1	0.43%	0	0.00%
Canvass	0	0.00%	0	0.00%	0	0.00%	0	0.00%	0	0.00%	0	0.00%	0	0.00%
Total	0	0.00%	1	0.41%	1	0.41%	1	0.41%	0	0.00%	1	0.41%	0	0.00%
0048524														
Election Day	0	0.00%	0	0.00%	0	0.00%	0	0.00%	0	0.00%	0	0.00%	0	0.00%
Vote by Mail	0	0.00%	0	0.00%	0	0.00%	0	0.00%	0	0.00%	1	0.48%	0	0.00%
Canvass	0	0.00%	0	0.00%	0	0.00%	0	0.00%	0	0.00%	0	0.00%	0	0.00%
Total	0	0.00%	0	0.00%	0	0.00%	0	0.00%	0	0.00%	1	0.43%	0	0.00%
0048579														
Election Day	0	0.00%	0	0.00%	0	0.00%	0	0.00%	0	0.00%	0	0.00%	0	0.00%
Vote by Mail	0	0.00%	1	0.48%	3	1.45%	0	0.00%	0	0.00%	0	0.00%	0	0.00%
Canvass	0	0.00%	0	0.00%	0	0.00%	0	0.00%	0	0.00%	0	0.00%	0	0.00%
Total	0	0.00%	1	0.46%	3	1.38%	0	0.00%	0	0.00%	0	0.00%	0	0.00%

Precinct	DANIEL MERCURI (REP)		JACQUELINE MCGOWAN (DEM)		DAVID MOORE (NPP)		DAVID ALEXANDER BRAMANTE (REP)		HOLLY L. BAADE (DEM)		ANGELYNE (NPP)		JAMES G. HANINK (NPP)	
0048320														
Election Day	0	0.00%	0	0.00%	1	9.09%	0	0.00%	0	0.00%	0	0.00%	0	0.00%
Vote by Mail	0	0.00%	28	11.20%	2	0.80%	0	0.00%	6	2.40%	2	0.80%	0	0.00%
Canvass	0	0.00%	1	50.00%	0	0.00%	0	0.00%	0	0.00%	0	0.00%	0	0.00%
Total	0	0.00%	29	11.03%	3	1.14%	0	0.00%	6	2.28%	2	0.76%	0	0.00%
0048396														
Election Day	0	0.00%	2	22.22%	1	11.11%	0	0.00%	0	0.00%	0	0.00%	0	0.00%
Vote by Mail	0	0.00%	23	7.67%	2	0.67%	0	0.00%	3	1.00%	0	0.00%	1	0.33%
Canvass	0	0.00%	0	0.00%	0	0.00%	0	0.00%	0	0.00%	0	0.00%	0	0.00%
Total	0	0.00%	25	7.96%	3	0.96%	0	0.00%	3	0.96%	0	0.00%	1	0.32%
0048447														
Election Day	0	0.00%	0	0.00%	0	0.00%	0	0.00%	0	0.00%	0	0.00%	0	0.00%
Vote by Mail	0	0.00%	27	10.55%	0	0.00%	0	0.00%	7	2.73%	1	0.39%	1	0.39%
Canvass	0	0.00%	0	0.00%	0	0.00%	0	0.00%	0	0.00%	0	0.00%	0	0.00%
Total	0	0.00%	27	10.11%	0	0.00%	0	0.00%	7	2.62%	1	0.37%	1	0.37%
0048475														
Election Day	0	0.00%	0	0.00%	0	0.00%	0	0.00%	0	0.00%	0	0.00%	0	0.00%
Vote by Mail	1	0.43%	28	12.17%	0	0.00%	0	0.00%	2	0.87%	0	0.00%	0	0.00%
Canvass	0	0.00%	0	0.00%	0	0.00%	0	0.00%	0	0.00%	0	0.00%	0	0.00%
Total	1	0.41%	28	11.52%	0	0.00%	0	0.00%	2	0.82%	0	0.00%	0	0.00%
0048524														
Election Day	0	0.00%	0	0.00%	0	0.00%	0	0.00%	0	0.00%	0	0.00%	0	0.00%
Vote by Mail	0	0.00%	14	6.76%	1	0.48%	0	0.00%	6	2.90%	0	0.00%	0	0.00%
Canvass	0	0.00%	1	16.67%	0	0.00%	0	0.00%	0	0.00%	0	0.00%	0	0.00%
Total	0	0.00%	15	6.52%	1	0.43%	0	0.00%	6	2.61%	0	0.00%	0	0.00%
0048579														
Election Day	0	0.00%	2	22.22%	0	0.00%	0	0.00%	0	0.00%	0	0.00%	0	0.00%
Vote by Mail	0	0.00%	22	10.63%	2	0.97%	2	0.97%	6	2.90%	0	0.00%	0	0.00%
Canvass	0	0.00%	1	100.00%	0	0.00%	0	0.00%	0	0.00%	0	0.00%	0	0.00%
Total	0	0.00%	25	11.52%	2	0.92%	2	0.92%	6	2.76%	0	0.00%	0	0.00%

Precinct	DAVID HILLBERG (REP)		JEFF HEWITT (LIB)		JOHN R. DRAKE (DEM)		LARRY A. ELDER (REP)		KEVIN PAFFRATH (DEM)		ADAM PAPAGAN (NPP)		ARMANDO "MANDO" PEREZ- SERRATO (DEM)	
0048320														
Election Day	0	0.00%	0	0.00%	0	0.00%	4	36.36%	0	0.00%	0	0.00%	0	0.00%
Vote by Mail	0	0.00%	2	0.80%	4	1.60%	80	32.00%	37	14.80%	1	0.40%	8	3.20%
Canvass	0	0.00%	0	0.00%	0	0.00%	0	0.00%	0	0.00%	0	0.00%	0	0.00%
Total	0	0.00%	2	0.76%	4	1.52%	84	31.94%	37	14.07%	1	0.38%	8	3.04%
0048396														
Election Day	0	0.00%	0	0.00%	0	0.00%	1	11.11%	1	11.11%	0	0.00%	0	0.00%
Vote by Mail	0	0.00%	1	0.33%	6	2.00%	96	32.00%	38	12.67%	2	0.67%	9	3.00%
Canvass	0	0.00%	0	0.00%	2	40.00%	2	40.00%	0	0.00%	0	0.00%	1	20.00%
Total	0	0.00%	1	0.32%	8	2.55%	99	31.53%	39	12.42%	2	0.64%	10	3.18%
0048447														
Election Day	0	0.00%	0	0.00%	0	0.00%	4	50.00%	0	0.00%	0	0.00%	0	0.00%
Vote by Mail	0	0.00%	5	1.95%	4	1.56%	71	27.73%	22	8.59%	1	0.39%	8	3.13%
Canvass	0	0.00%	0	0.00%	0	0.00%	2	66.67%	0	0.00%	0	0.00%	0	0.00%
Total	0	0.00%	5	1.87%	4	1.50%	77	28.84%	22	8.24%	1	0.37%	8	3.00%
0048475														
Election Day	0	0.00%	0	0.00%	0	0.00%	6	50.00%	0	0.00%	0	0.00%	0	0.00%
Vote by Mail	0	0.00%	4	1.74%	4	1.74%	65	28.26%	28	12.17%	0	0.00%	6	2.61%
Canvass	0	0.00%	0	0.00%	0	0.00%	1	100.00%	0	0.00%	0	0.00%	0	0.00%
Total	0	0.00%	4	1.65%	4	1.65%	72	29.63%	28	11.52%	0	0.00%	6	2.47%
0048524														
Election Day	0	0.00%	0	0.00%	0	0.00%	11	64.71%	1	5.88%	0	0.00%	0	0.00%
Vote by Mail	0	0.00%	3	1.45%	1	0.48%	67	32.37%	22	10.63%	0	0.00%	3	1.45%
Canvass	0	0.00%	0	0.00%	0	0.00%	3	50.00%	0	0.00%	0	0.00%	0	0.00%
Total	0	0.00%	3	1.30%	1	0.43%	81	35.22%	23	10.00%	0	0.00%	3	1.30%
0048579														
Election Day	0	0.00%	0	0.00%	0	0.00%	3	33.33%	0	0.00%	0	0.00%	0	0.00%
Vote by Mail	0	0.00%	0	0.00%	7	3.38%	63	30.43%	18	8.70%	0	0.00%	2	0.97%
Canvass	0	0.00%	0	0.00%	0	0.00%	0	0.00%	0	0.00%	0	0.00%	0	0.00%
Total	0	0.00%	0	0.00%	7	3.23%	66	30.41%	18	8.29%	0	0.00%	2	0.92%

Precinct	JOHN COX (REP)		HEATHER COLLINS (G-P)		DANIEL WATTS (DEM)		NICKOLAS WILDSTAR (REP)		SARAH STEPHENS (REP)		DENVER STONER (REP)		JOE M. SYMMON (REP)	
0048320														
Election Day	0	0.00%	0	0.00%	0	0.00%	0	0.00%	0	0.00%	0	0.00%	0	0.00%
Vote by Mail	14	5.60%	2	0.80%	8	3.20%	0	0.00%	0	0.00%	1	0.40%	1	0.40%
Canvass	0	0.00%	0	0.00%	0	0.00%	0	0.00%	0	0.00%	0	0.00%	0	0.00%
Total	14	5.32%	2	0.76%	8	3.04%	0	0.00%	0	0.00%	1	0.38%	1	0.38%
0048396														
Election Day	0	0.00%	0	0.00%	0	0.00%	0	0.00%	0	0.00%	0	0.00%	0	0.00%
Vote by Mail	15	5.00%	0	0.00%	14	4.67%	0	0.00%	2	0.67%	0	0.00%	0	0.00%
Canvass	0	0.00%	0	0.00%	0	0.00%	0	0.00%	0	0.00%	0	0.00%	0	0.00%
Total	15	4.78%	0	0.00%	14	4.46%	0	0.00%	2	0.64%	0	0.00%	0	0.00%
0048447														
Election Day	0	0.00%	0	0.00%	0	0.00%	0	0.00%	0	0.00%	0	0.00%	0	0.00%
Vote by Mail	18	7.03%	1	0.39%	19	7.42%	0	0.00%	0	0.00%	1	0.39%	2	0.78%
Canvass	0	0.00%	0	0.00%	0	0.00%	0	0.00%	0	0.00%	0	0.00%	0	0.00%
Total	18	6.74%	1	0.37%	19	7.12%	0	0.00%	0	0.00%	1	0.37%	2	0.75%
0048475														
Election Day	1	8.33%	0	0.00%	0	0.00%	0	0.00%	0	0.00%	0	0.00%	0	0.00%
Vote by Mail	8	3.48%	5	2.17%	4	1.74%	0	0.00%	0	0.00%	0	0.00%	0	0.00%
Canvass	0	0.00%	0	0.00%	0	0.00%	0	0.00%	0	0.00%	0	0.00%	0	0.00%
Total	9	3.70%	5	2.06%	4	1.65%	0	0.00%	0	0.00%	0	0.00%	0	0.00%
0048524														
Election Day	0	0.00%	0	0.00%	0	0.00%	0	0.00%	0	0.00%	0	0.00%	0	0.00%
Vote by Mail	8	3.86%	1	0.48%	12	5.80%	0	0.00%	0	0.00%	2	0.97%	0	0.00%
Canvass	0	0.00%	0	0.00%	1	16.67%	0	0.00%	0	0.00%	0	0.00%	0	0.00%
Total	8	3.48%	1	0.43%	13	5.65%	0	0.00%	0	0.00%	2	0.87%	0	0.00%
0048579														
Election Day	0	0.00%	0	0.00%	1	11.11%	0	0.00%	0	0.00%	0	0.00%	0	0.00%
Vote by Mail	11	5.31%	0	0.00%	13	6.28%	0	0.00%	0	0.00%	0	0.00%	0	0.00%
Canvass	0	0.00%	0	0.00%	0	0.00%	0	0.00%	0	0.00%	0	0.00%	0	0.00%
Total	11	5.07%	0	0.00%	14	6.45%	0	0.00%	0	0.00%	0	0.00%	0	0.00%

Precinct	MAJOR SINGH (NPP)		DOUG OSE (REP)		Write-in		Total Votes	ROXANNE Qualified Write In		STACY SMITH Qualified Write In		MAJOR WILLIAMS Qualified Write In	
0048320													
Election Day	0	0.00%	0	0.00%	0	0.00%	11	0	0.00%	0	0.00%	0	0.00%
Vote by Mail	4	1.60%	1	0.40%	0	0.00%	250	0	0.00%	0	0.00%	0	0.00%
Canvass	0	0.00%	0	0.00%	0	0.00%	2	0	0.00%	0	0.00%	0	0.00%
Total	4	1.52%	1	0.38%	0	0.00%	263	0	0.00%	0	0.00%	0	0.00%
0048396													
Election Day	0	0.00%	0	0.00%	0	0.00%	9	0	0.00%	0	0.00%	0	0.00%
Vote by Mail	0	0.00%	3	1.00%	0	0.00%	300	0	0.00%	0	0.00%	0	0.00%
Canvass	0	0.00%	0	0.00%	0	0.00%	5	0	0.00%	0	0.00%	0	0.00%
Total	0	0.00%	3	0.96%	0	0.00%	314	0	0.00%	0	0.00%	0	0.00%
0048447													
Election Day	0	0.00%	0	0.00%	0	0.00%	8	0	0.00%	0	0.00%	0	0.00%
Vote by Mail	1	0.39%	1	0.39%	0	0.00%	256	0	0.00%	0	0.00%	0	0.00%
Canvass	0	0.00%	0	0.00%	0	0.00%	3	0	0.00%	0	0.00%	0	0.00%
Total	1	0.37%	1	0.37%	0	0.00%	267	0	0.00%	0	0.00%	0	0.00%
0048475													
Election Day	0	0.00%	0	0.00%	0	0.00%	12	0	0.00%	0	0.00%	0	0.00%
Vote by Mail	0	0.00%	3	1.30%	0	0.00%	230	0	0.00%	0	0.00%	0	0.00%
Canvass	0	0.00%	0	0.00%	0	0.00%	1	0	0.00%	0	0.00%	0	0.00%
Total	0	0.00%	3	1.23%	0	0.00%	243	0	0.00%	0	0.00%	0	0.00%
0048524													
Election Day	0	0.00%	0	0.00%	0	0.00%	17	0	0.00%	0	0.00%	0	0.00%
Vote by Mail	1	0.48%	3	1.45%	0	0.00%	207	0	0.00%	0	0.00%	0	0.00%
Canvass	0	0.00%	0	0.00%	0	0.00%	6	0	0.00%	0	0.00%	0	0.00%
Total	1	0.43%	3	1.30%	0	0.00%	230	0	0.00%	0	0.00%	0	0.00%
0048579													
Election Day	0	0.00%	0	0.00%	0	0.00%	9	0	0.00%	0	0.00%	0	0.00%
Vote by Mail	3	1.45%	1	0.48%	1	0.48%	207	0	0.00%	0	0.00%	1	0.48%
Canvass	0	0.00%	0	0.00%	0	0.00%	1	0	0.00%	0	0.00%	0	0.00%
Total	3	1.38%	1	0.46%	1	0.46%	217	0	0.00%	0	0.00%	1	0.46%

Precinct	THUY E. HUGENS Qualified Write In		MIKI HABRYN Qualified Write In		VINCE LUNDGREN Qualified Write In		VIVEK B. MOHAN Qualified Write In	
0048320								
Election Day	0	0.00%	0	0.00%	0	0.00%	0	0.00%
Vote by Mail	0	0.00%	0	0.00%	0	0.00%	0	0.00%
Canvass	0	0.00%	0	0.00%	0	0.00%	0	0.00%
Total	0	0.00%	0	0.00%	0	0.00%	0	0.00%
0048396								
Election Day	0	0.00%	0	0.00%	0	0.00%	0	0.00%
Vote by Mail	0	0.00%	0	0.00%	0	0.00%	0	0.00%
Canvass	0	0.00%	0	0.00%	0	0.00%	0	0.00%
Total	0	0.00%	0	0.00%	0	0.00%	0	0.00%
0048447								
Election Day	0	0.00%	0	0.00%	0	0.00%	0	0.00%
Vote by Mail	0	0.00%	0	0.00%	0	0.00%	0	0.00%
Canvass	0	0.00%	0	0.00%	0	0.00%	0	0.00%
Total	0	0.00%	0	0.00%	0	0.00%	0	0.00%
0048475								
Election Day	0	0.00%	0	0.00%	0	0.00%	0	0.00%
Vote by Mail	0	0.00%	0	0.00%	0	0.00%	0	0.00%
Canvass	0	0.00%	0	0.00%	0	0.00%	0	0.00%
Total	0	0.00%	0	0.00%	0	0.00%	0	0.00%
0048524								
Election Day	0	0.00%	0	0.00%	0	0.00%	0	0.00%
Vote by Mail	0	0.00%	0	0.00%	0	0.00%	0	0.00%
Canvass	0	0.00%	0	0.00%	0	0.00%	0	0.00%
Total	0	0.00%	0	0.00%	0	0.00%	0	0.00%
0048579								
Election Day	0	0.00%	0	0.00%	0	0.00%	0	0.00%
Vote by Mail	0	0.00%	0	0.00%	0	0.00%	0	0.00%
Canvass	0	0.00%	0	0.00%	0	0.00%	0	0.00%
Total	0	0.00%	0	0.00%	0	0.00%	0	0.00%

Precinct	Times Cast	Registered Voters	Undervotes	Overvotes
0048602				
Election Day	9	1,359	4	0
Vote by Mail	559	1,359	347	5
Canvass	3	1,359	1	0
Total	571	1,359	352	5
0048637				
Election Day	25	1,460	9	1
Vote by Mail	585	1,460	351	5
Canvass	6	1,460	3	0
Total	616	1,460	363	6
0048689				
Election Day	0	0	0	0
Vote by Mail	0	0	0	0
Canvass	0	0	0	0
Total	0	0	0	0
0048703				
Election Day	21	1,707	9	0
Vote by Mail	683	1,707	388	6
Canvass	4	1,707	1	0
Total	708	1,707	398	6
0048728				
Election Day	20	1,437	4	0
Vote by Mail	682	1,437	418	7
Canvass	2	1,437	1	0
Total	704	1,437	423	7
0048906				
Election Day	44	1,943	11	0
Vote by Mail	889	1,943	531	4
Canvass	2	1,943	1	1
Total	935	1,943	543	5

Precinct	DAN KAPELOVITZ (G-P)		KEVIN K. KAUL (NPP)	
0048602				
Election Day	0	0.00%	0	0.00%
Vote by Mail	0	0.00%	0	0.00%
Canvass	0	0.00%	0	0.00%
Total	0	0.00%	0	0.00%
0048637				
Election Day	0	0.00%	0	0.00%
Vote by Mail	1	0.44%	1	0.44%
Canvass	0	0.00%	0	0.00%
Total	1	0.40%	1	0.40%
0048689				
Election Day	0		0	
Vote by Mail	0		0	
Canvass	0		0	
Total	0		0	
0048703				
Election Day	0	0.00%	0	0.00%
Vote by Mail	3	1.04%	0	0.00%
Canvass	0	0.00%	0	0.00%
Total	3	0.99%	0	0.00%
0048728				
Election Day	0	0.00%	0	0.00%
Vote by Mail	1	0.39%	0	0.00%
Canvass	0	0.00%	0	0.00%
Total	1	0.36%	0	0.00%
0048906				
Election Day	1	3.03%	0	0.00%
Vote by Mail	0	0.00%	0	0.00%
Canvass	0		0	
Total	1	0.26%	0	0.00%

Precinct	CHAUNCEY "SLIM" KILLENS (REP)		KEVIN KILEY (REP)		PATRICK KILPATRICK (DEM)		ANTHONY TRIMINO (REP)		JOEL VENTRESCA (DEM)		KEVIN L. FAULCONER (REP)		RHONDA FURIN (REP)	
0048602														
Election Day	0	0.00%	1	20.00%	0	0.00%	0	0.00%	0	0.00%	0	0.00%	0	0.00%
Vote by Mail	0	0.00%	7	3.38%	6	2.90%	0	0.00%	1	0.48%	8	3.86%	0	0.00%
Canvass	0	0.00%	0	0.00%	0	0.00%	0	0.00%	0	0.00%	0	0.00%	0	0.00%
Total	0	0.00%	8	3.74%	6	2.80%	0	0.00%	1	0.47%	8	3.74%	0	0.00%
0048637														
Election Day	0	0.00%	0	0.00%	1	6.67%	0	0.00%	0	0.00%	0	0.00%	0	0.00%
Vote by Mail	0	0.00%	8	3.49%	2	0.87%	6	2.62%	9	3.93%	10	4.37%	0	0.00%
Canvass	0	0.00%	0	0.00%	0	0.00%	0	0.00%	0	0.00%	0	0.00%	0	0.00%
Total	0	0.00%	8	3.24%	3	1.21%	6	2.43%	9	3.64%	10	4.05%	0	0.00%
0048689														
Election Day	0		0		0		0		0		0		0	
Vote by Mail	0		0		0		0		0		0		0	
Canvass	0		0		0		0		0		0		0	
Total	0		0		0		0		0		0		0	
0048703														
Election Day	0	0.00%	1	8.33%	0	0.00%	0	0.00%	1	8.33%	0	0.00%	0	0.00%
Vote by Mail	0	0.00%	9	3.11%	4	1.38%	1	0.35%	2	0.69%	9	3.11%	2	0.69%
Canvass	0	0.00%	0	0.00%	0	0.00%	0	0.00%	0	0.00%	0	0.00%	0	0.00%
Total	0	0.00%	10	3.29%	4	1.32%	1	0.33%	3	0.99%	9	2.96%	2	0.66%
0048728														
Election Day	0	0.00%	1	6.25%	0	0.00%	0	0.00%	0	0.00%	0	0.00%	0	0.00%
Vote by Mail	0	0.00%	7	2.72%	3	1.17%	2	0.78%	3	1.17%	17	6.61%	2	0.78%
Canvass	0	0.00%	0	0.00%	0	0.00%	0	0.00%	0	0.00%	0	0.00%	0	0.00%
Total	0	0.00%	8	2.92%	3	1.09%	2	0.73%	3	1.09%	17	6.20%	2	0.73%
0048906														
Election Day	0	0.00%	1	3.03%	0	0.00%	0	0.00%	0	0.00%	0	0.00%	1	3.03%
Vote by Mail	0	0.00%	16	4.52%	3	0.85%	1	0.28%	2	0.56%	27	7.63%	9	2.54%
Canvass	0		0		0		0		0		0		0	
Total	0	0.00%	17	4.39%	3	0.78%	1	0.26%	2	0.52%	27	6.98%	10	2.58%

Precinct	ROBERT C. NEWMAN II (REP)		DENNIS RICHTER (NPP)		BRANDON M. ROSS (DEM)		SAM L. GALLUCCI (REP)		TED GAINES (REP)		CAITLYN JENNER (REP)		LEO S. ZACKY (REP)	
0048602														
Election Day	0	0.00%	0	0.00%	0	0.00%	0	0.00%	0	0.00%	0	0.00%	0	0.00%
Vote by Mail	0	0.00%	0	0.00%	20	9.66%	0	0.00%	2	0.97%	2	0.97%	0	0.00%
Canvass	0	0.00%	0	0.00%	0	0.00%	0	0.00%	0	0.00%	0	0.00%	0	0.00%
Total	0	0.00%	0	0.00%	20	9.35%	0	0.00%	2	0.93%	2	0.93%	0	0.00%
0048637														
Election Day	1	6.67%	0	0.00%	4	26.67%	0	0.00%	0	0.00%	2	13.33%	0	0.00%
Vote by Mail	0	0.00%	0	0.00%	26	11.35%	0	0.00%	0	0.00%	5	2.18%	0	0.00%
Canvass	0	0.00%	0	0.00%	1	33.33%	0	0.00%	0	0.00%	0	0.00%	0	0.00%
Total	1	0.40%	0	0.00%	31	12.55%	0	0.00%	0	0.00%	7	2.83%	0	0.00%
0048689														
Election Day	0		0		0		0		0		0		0	
Vote by Mail	0		0		0		0		0		0		0	
Canvass	0		0		0		0		0		0		0	
Total	0		0		0		0		0		0		0	
0048703														
Election Day	0	0.00%	0	0.00%	0	0.00%	0	0.00%	0	0.00%	1	8.33%	0	0.00%
Vote by Mail	4	1.38%	0	0.00%	22	7.61%	0	0.00%	3	1.04%	3	1.04%	0	0.00%
Canvass	0	0.00%	0	0.00%	0	0.00%	0	0.00%	0	0.00%	1	33.33%	0	0.00%
Total	4	1.32%	0	0.00%	22	7.24%	0	0.00%	3	0.99%	5	1.64%	0	0.00%
0048728														
Election Day	0	0.00%	0	0.00%	1	6.25%	0	0.00%	0	0.00%	0	0.00%	0	0.00%
Vote by Mail	2	0.78%	0	0.00%	26	10.12%	0	0.00%	0	0.00%	2	0.78%	0	0.00%
Canvass	0	0.00%	0	0.00%	0	0.00%	0	0.00%	0	0.00%	0	0.00%	0	0.00%
Total	2	0.73%	0	0.00%	27	9.85%	0	0.00%	0	0.00%	2	0.73%	0	0.00%
0048906														
Election Day	0	0.00%	0	0.00%	6	18.18%	0	0.00%	0	0.00%	0	0.00%	0	0.00%
Vote by Mail	1	0.28%	0	0.00%	23	6.50%	0	0.00%	2	0.56%	6	1.69%	0	0.00%
Canvass	0		0		0		0		0		0		0	
Total	1	0.26%	0	0.00%	29	7.49%	0	0.00%	2	0.52%	6	1.55%	0	0.00%

Precinct	JENNY RAE LE ROUX (REP)		DAVID LOZANO (REP)		STEVE CHAVEZ LODGE (REP)		MICHAEL LOEBBS (NPP)		DENIS LUCEY (NPP)		DIEGO MARTINEZ (REP)		JEREMIAH "JEREMY" MARCINIAK (NPP)	
0048602														
Election Day	0	0.00%	0	0.00%	0	0.00%	0	0.00%	0	0.00%	0	0.00%	0	0.00%
Vote by Mail	1	0.48%	0	0.00%	5	2.42%	0	0.00%	0	0.00%	0	0.00%	1	0.48%
Canvass	0	0.00%	0	0.00%	0	0.00%	0	0.00%	0	0.00%	0	0.00%	0	0.00%
Total	1	0.47%	0	0.00%	5	2.34%	0	0.00%	0	0.00%	0	0.00%	1	0.47%
0048637														
Election Day	0	0.00%	0	0.00%	0	0.00%	0	0.00%	0	0.00%	0	0.00%	0	0.00%
Vote by Mail	0	0.00%	6	2.62%	2	0.87%	0	0.00%	0	0.00%	4	1.75%	0	0.00%
Canvass	0	0.00%	0	0.00%	0	0.00%	0	0.00%	0	0.00%	0	0.00%	0	0.00%
Total	0	0.00%	6	2.43%	2	0.81%	0	0.00%	0	0.00%	4	1.62%	0	0.00%
0048689														
Election Day	0		0		0		0		0		0		0	
Vote by Mail	0		0		0		0		0		0		0	
Canvass	0		0		0		0		0		0		0	
Total	0		0		0		0		0		0		0	
0048703														
Election Day	0	0.00%	0	0.00%	0	0.00%	0	0.00%	0	0.00%	0	0.00%	0	0.00%
Vote by Mail	0	0.00%	1	0.35%	1	0.35%	1	0.35%	0	0.00%	3	1.04%	0	0.00%
Canvass	0	0.00%	0	0.00%	0	0.00%	0	0.00%	0	0.00%	0	0.00%	0	0.00%
Total	0	0.00%	1	0.33%	1	0.33%	1	0.33%	0	0.00%	3	0.99%	0	0.00%
0048728														
Election Day	0	0.00%	0	0.00%	0	0.00%	0	0.00%	0	0.00%	0	0.00%	0	0.00%
Vote by Mail	3	1.17%	2	0.78%	1	0.39%	2	0.78%	0	0.00%	1	0.39%	0	0.00%
Canvass	0	0.00%	0	0.00%	0	0.00%	0	0.00%	0	0.00%	0	0.00%	0	0.00%
Total	3	1.09%	2	0.73%	1	0.36%	2	0.73%	0	0.00%	1	0.36%	0	0.00%
0048906														
Election Day	0	0.00%	0	0.00%	0	0.00%	0	0.00%	0	0.00%	0	0.00%	0	0.00%
Vote by Mail	0	0.00%	1	0.28%	0	0.00%	3	0.85%	2	0.56%	0	0.00%	1	0.28%
Canvass	0		0		0		0		0		0		0	
Total	0	0.00%	1	0.26%	0	0.00%	3	0.78%	2	0.52%	0	0.00%	1	0.26%

Precinct	DANIEL MERCURI (REP)		JACQUELINE MCGOWAN (DEM)		DAVID MOORE (NPP)		DAVID ALEXANDER BRAMANTE (REP)		HOLLY L. BAADE (DEM)		ANGELYNE (NPP)		JAMES G. HANINK (NPP)	
0048602														
Election Day	0	0.00%	0	0.00%	0	0.00%	0	0.00%	0	0.00%	0	0.00%	0	0.00%
Vote by Mail	1	0.48%	20	9.66%	1	0.48%	0	0.00%	3	1.45%	0	0.00%	0	0.00%
Canvass	0	0.00%	0	0.00%	0	0.00%	0	0.00%	0	0.00%	0	0.00%	0	0.00%
Total	1	0.47%	20	9.35%	1	0.47%	0	0.00%	3	1.40%	0	0.00%	0	0.00%
0048637														
Election Day	0	0.00%	0	0.00%	0	0.00%	0	0.00%	0	0.00%	0	0.00%	0	0.00%
Vote by Mail	1	0.44%	15	6.55%	1	0.44%	0	0.00%	3	1.31%	1	0.44%	0	0.00%
Canvass	0	0.00%	0	0.00%	0	0.00%	0	0.00%	0	0.00%	0	0.00%	0	0.00%
Total	1	0.40%	15	6.07%	1	0.40%	0	0.00%	3	1.21%	1	0.40%	0	0.00%
0048689														
Election Day	0		0		0		0		0		0		0	
Vote by Mail	0		0		0		0		0		0		0	
Canvass	0		0		0		0		0		0		0	
Total	0		0		0		0		0		0		0	
0048703														
Election Day	0	0.00%	1	8.33%	0	0.00%	0	0.00%	0	0.00%	0	0.00%	0	0.00%
Vote by Mail	0	0.00%	25	8.65%	0	0.00%	1	0.35%	3	1.04%	0	0.00%	0	0.00%
Canvass	0	0.00%	0	0.00%	0	0.00%	0	0.00%	0	0.00%	0	0.00%	0	0.00%
Total	0	0.00%	26	8.55%	0	0.00%	1	0.33%	3	0.99%	0	0.00%	0	0.00%
0048728														
Election Day	0	0.00%	1	6.25%	0	0.00%	0	0.00%	0	0.00%	0	0.00%	0	0.00%
Vote by Mail	0	0.00%	10	3.89%	1	0.39%	1	0.39%	2	0.78%	1	0.39%	0	0.00%
Canvass	0	0.00%	0	0.00%	0	0.00%	0	0.00%	0	0.00%	0	0.00%	0	0.00%
Total	0	0.00%	11	4.01%	1	0.36%	1	0.36%	2	0.73%	1	0.36%	0	0.00%
0048906														
Election Day	0	0.00%	3	9.09%	0	0.00%	0	0.00%	3	9.09%	0	0.00%	0	0.00%
Vote by Mail	0	0.00%	20	5.65%	3	0.85%	1	0.28%	11	3.11%	4	1.13%	0	0.00%
Canvass	0		0		0		0		0		0		0	
Total	0	0.00%	23	5.94%	3	0.78%	1	0.26%	14	3.62%	4	1.03%	0	0.00%

Precinct	DAVID HILLBERG (REP)		JEFF HEWITT (LIB)		JOHN R. DRAKE (DEM)		LARRY A. ELDER (REP)		KEVIN PAFFRATH (DEM)		ADAM PAPAGAN (NPP)		ARMANDO "MANDO" PEREZ- SERRATO (DEM)	
0048602														
Election Day	0	0.00%	0	0.00%	0	0.00%	4	80.00%	0	0.00%	0	0.00%	0	0.00%
Vote by Mail	3	1.45%	1	0.48%	9	4.35%	65	31.40%	15	7.25%	0	0.00%	6	2.90%
Canvass	0	0.00%	0	0.00%	0	0.00%	1	50.00%	0	0.00%	0	0.00%	0	0.00%
Total	3	1.40%	1	0.47%	9	4.21%	70	32.71%	15	7.01%	0	0.00%	6	2.80%
0048637														
Election Day	0	0.00%	0	0.00%	0	0.00%	6	40.00%	0	0.00%	0	0.00%	0	0.00%
Vote by Mail	0	0.00%	2	0.87%	5	2.18%	81	35.37%	18	7.86%	0	0.00%	7	3.06%
Canvass	0	0.00%	0	0.00%	0	0.00%	2	66.67%	0	0.00%	0	0.00%	0	0.00%
Total	0	0.00%	2	0.81%	5	2.02%	89	36.03%	18	7.29%	0	0.00%	7	2.83%
0048689														
Election Day	0		0		0		0		0		0		0	
Vote by Mail	0		0		0		0		0		0		0	
Canvass	0		0		0		0		0		0		0	
Total	0		0		0		0		0		0		0	
0048703														
Election Day	0	0.00%	0	0.00%	0	0.00%	7	58.33%	1	8.33%	0	0.00%	0	0.00%
Vote by Mail	0	0.00%	1	0.35%	7	2.42%	91	31.49%	50	17.30%	0	0.00%	5	1.73%
Canvass	0	0.00%	0	0.00%	0	0.00%	1	33.33%	0	0.00%	0	0.00%	0	0.00%
Total	0	0.00%	1	0.33%	7	2.30%	99	32.57%	51	16.78%	0	0.00%	5	1.64%
0048728														
Election Day	0	0.00%	0	0.00%	0	0.00%	11	68.75%	1	6.25%	0	0.00%	0	0.00%
Vote by Mail	0	0.00%	3	1.17%	6	2.33%	100	38.91%	23	8.95%	0	0.00%	3	1.17%
Canvass	0	0.00%	0	0.00%	0	0.00%	1	100.00%	0	0.00%	0	0.00%	0	0.00%
Total	0	0.00%	3	1.09%	6	2.19%	112	40.88%	24	8.76%	0	0.00%	3	1.09%
0048906														
Election Day	0	0.00%	0	0.00%	0	0.00%	16	48.48%	1	3.03%	0	0.00%	0	0.00%
Vote by Mail	0	0.00%	2	0.56%	4	1.13%	133	37.57%	41	11.58%	0	0.00%	10	2.82%
Canvass	0		0		0		0		0		0		0	
Total	0	0.00%	2	0.52%	4	1.03%	149	38.50%	42	10.85%	0	0.00%	10	2.58%

Precinct	JOHN COX (REP)		HEATHER COLLINS (G-P)		DANIEL WATTS (DEM)		NICKOLAS WILDSTAR (REP)		SARAH STEPHENS (REP)		DENVER STONER (REP)		JOE M. SYMMON (REP)	
0048602														
Election Day	0	0.00%	0	0.00%	0	0.00%	0	0.00%	0	0.00%	0	0.00%	0	0.00%
Vote by Mail	7	3.38%	0	0.00%	14	6.76%	0	0.00%	1	0.48%	1	0.48%	0	0.00%
Canvass	0	0.00%	0	0.00%	1	50.00%	0	0.00%	0	0.00%	0	0.00%	0	0.00%
Total	7	3.27%	0	0.00%	15	7.01%	0	0.00%	1	0.47%	1	0.47%	0	0.00%
0048637														
Election Day	1	6.67%	0	0.00%	0	0.00%	0	0.00%	0	0.00%	0	0.00%	0	0.00%
Vote by Mail	6	2.62%	2	0.87%	1	0.44%	0	0.00%	0	0.00%	0	0.00%	0	0.00%
Canvass	0	0.00%	0	0.00%	0	0.00%	0	0.00%	0	0.00%	0	0.00%	0	0.00%
Total	7	2.83%	2	0.81%	1	0.40%	0	0.00%	0	0.00%	0	0.00%	0	0.00%
0048689														
Election Day	0		0		0		0		0		0		0	
Vote by Mail	0		0		0		0		0		0		0	
Canvass	0		0		0		0		0		0		0	
Total	0		0		0		0		0		0		0	
0048703														
Election Day	0	0.00%	0	0.00%	0	0.00%	0	0.00%	0	0.00%	0	0.00%	0	0.00%
Vote by Mail	10	3.46%	3	1.04%	15	5.19%	1	0.35%	2	0.69%	2	0.69%	0	0.00%
Canvass	0	0.00%	0	0.00%	0	0.00%	0	0.00%	0	0.00%	0	0.00%	0	0.00%
Total	10	3.29%	3	0.99%	15	4.93%	1	0.33%	2	0.66%	2	0.66%	0	0.00%
0048728														
Election Day	1	6.25%	0	0.00%	0	0.00%	0	0.00%	0	0.00%	0	0.00%	0	0.00%
Vote by Mail	13	5.06%	2	0.78%	12	4.67%	0	0.00%	2	0.78%	0	0.00%	0	0.00%
Canvass	0	0.00%	0	0.00%	0	0.00%	0	0.00%	0	0.00%	0	0.00%	0	0.00%
Total	14	5.11%	2	0.73%	12	4.38%	0	0.00%	2	0.73%	0	0.00%	0	0.00%
0048906														
Election Day	0	0.00%	0	0.00%	1	3.03%	0	0.00%	0	0.00%	0	0.00%	0	0.00%
Vote by Mail	12	3.39%	3	0.85%	11	3.11%	1	0.28%	0	0.00%	0	0.00%	0	0.00%
Canvass	0		0		0		0		0		0		0	
Total	12	3.10%	3	0.78%	12	3.10%	1	0.26%	0	0.00%	0	0.00%	0	0.00%

Precinct	MAJOR SINGH (NPP)		DOUG OSE (REP)		Write-in		Total Votes	ROXANNE Qualified Write In		STACY SMITH Qualified Write In		MAJOR WILLIAMS Qualified Write In	
0048602													
Election Day	0	0.00%	0	0.00%	0	0.00%	5	0	0.00%	0	0.00%	0	0.00%
Vote by Mail	5	2.42%	1	0.48%	1	0.48%	207	0	0.00%	0	0.00%	1	0.48%
Canvass	0	0.00%	0	0.00%	0	0.00%	2	0	0.00%	0	0.00%	0	0.00%
Total	5	2.34%	1	0.47%	1	0.47%	214	0	0.00%	0	0.00%	1	0.47%
0048637													
Election Day	0	0.00%	0	0.00%	0	0.00%	15	0	0.00%	0	0.00%	0	0.00%
Vote by Mail	2	0.87%	4	1.75%	0	0.00%	229	0	0.00%	0	0.00%	0	0.00%
Canvass	0	0.00%	0	0.00%	0	0.00%	3	0	0.00%	0	0.00%	0	0.00%
Total	2	0.81%	4	1.62%	0	0.00%	247	0	0.00%	0	0.00%	0	0.00%
0048689													
Election Day	0		0		0		0	0		0		0	
Vote by Mail	0		0		0		0	0		0		0	
Canvass	0		0		0		0	0		0		0	
Total	0		0		0		0	0		0		0	
0048703													
Election Day	0	0.00%	0	0.00%	0	0.00%	12	0	0.00%	0	0.00%	0	0.00%
Vote by Mail	5	1.73%	0	0.00%	0	0.00%	289	0	0.00%	0	0.00%	0	0.00%
Canvass	1	33.33%	0	0.00%	0	0.00%	3	0	0.00%	0	0.00%	0	0.00%
Total	6	1.97%	0	0.00%	0	0.00%	304	0	0.00%	0	0.00%	0	0.00%
0048728													
Election Day	0	0.00%	0	0.00%	0	0.00%	16	0	0.00%	0	0.00%	0	0.00%
Vote by Mail	0	0.00%	4	1.56%	0	0.00%	257	0	0.00%	0	0.00%	0	0.00%
Canvass	0	0.00%	0	0.00%	0	0.00%	1	0	0.00%	0	0.00%	0	0.00%
Total	0	0.00%	4	1.46%	0	0.00%	274	0	0.00%	0	0.00%	0	0.00%
0048906													
Election Day	0	0.00%	0	0.00%	0	0.00%	33	0	0.00%	0	0.00%	0	0.00%
Vote by Mail	1	0.28%	0	0.00%	0	0.00%	354	0	0.00%	0	0.00%	0	0.00%
Canvass	0		0		0		0	0		0		0	
Total	1	0.26%	0	0.00%	0	0.00%	387	0	0.00%	0	0.00%	0	0.00%

Precinct	THUY E. HUGENS Qualified Write In		MIKI HABRYN Qualified Write In		VINCE LUNDGREN Qualified Write In		VIVEK B. MOHAN Qualified Write In	
0048602								
Election Day	0	0.00%	0	0.00%	0	0.00%	0	0.00%
Vote by Mail	0	0.00%	0	0.00%	0	0.00%	0	0.00%
Canvass	0	0.00%	0	0.00%	0	0.00%	0	0.00%
Total	0	0.00%	0	0.00%	0	0.00%	0	0.00%
0048637								
Election Day	0	0.00%	0	0.00%	0	0.00%	0	0.00%
Vote by Mail	0	0.00%	0	0.00%	0	0.00%	0	0.00%
Canvass	0	0.00%	0	0.00%	0	0.00%	0	0.00%
Total	0	0.00%	0	0.00%	0	0.00%	0	0.00%
0048689								
Election Day	0		0		0		0	
Vote by Mail	0		0		0		0	
Canvass	0		0		0		0	
Total	0		0		0		0	
0048703								
Election Day	0	0.00%	0	0.00%	0	0.00%	0	0.00%
Vote by Mail	0	0.00%	0	0.00%	0	0.00%	0	0.00%
Canvass	0	0.00%	0	0.00%	0	0.00%	0	0.00%
Total	0	0.00%	0	0.00%	0	0.00%	0	0.00%
0048728								
Election Day	0	0.00%	0	0.00%	0	0.00%	0	0.00%
Vote by Mail	0	0.00%	0	0.00%	0	0.00%	0	0.00%
Canvass	0	0.00%	0	0.00%	0	0.00%	0	0.00%
Total	0	0.00%	0	0.00%	0	0.00%	0	0.00%
0048906								
Election Day	0	0.00%	0	0.00%	0	0.00%	0	0.00%
Vote by Mail	0	0.00%	0	0.00%	0	0.00%	0	0.00%
Canvass	0		0		0		0	
Total	0	0.00%	0	0.00%	0	0.00%	0	0.00%

Precinct	Times Cast	Registered Voters	Undervotes	Overvotes
0048930				
Election Day	19	1,429	9	0
Vote by Mail	715	1,429	415	5
Canvass	6	1,429	1	0
Total	740	1,429	425	5
0049006				
Election Day	25	1,277	11	1
Vote by Mail	674	1,277	364	1
Canvass	3	1,277	2	0
Total	702	1,277	377	2
0049052				
Election Day	22	1,302	10	0
Vote by Mail	648	1,302	347	1
Canvass	5	1,302	2	0
Total	675	1,302	359	1
0049162				
Election Day	17	1,416	0	1
Vote by Mail	644	1,416	308	5
Canvass	1	1,416	0	0
Total	662	1,416	308	6
0049208				
Election Day	20	1,595	8	0
Vote by Mail	698	1,595	388	7
Canvass	5	1,595	4	0
Total	723	1,595	400	7
0049250				
Election Day	21	1,682	9	0
Vote by Mail	749	1,682	448	3
Canvass	1	1,682	0	0
Total	771	1,682	457	3

Precinct	DAN KAPELOVITZ (G-P)		KEVIN K. KAUL (NPP)	
0048930				
Election Day	0	0.00%	0	0.00%
Vote by Mail	1	0.34%	0	0.00%
Canvass	0	0.00%	0	0.00%
Total	1	0.32%	0	0.00%
0049006				
Election Day	0	0.00%	0	0.00%
Vote by Mail	2	0.65%	1	0.32%
Canvass	0	0.00%	0	0.00%
Total	2	0.62%	1	0.31%
0049052				
Election Day	0	0.00%	0	0.00%
Vote by Mail	1	0.33%	0	0.00%
Canvass	0	0.00%	0	0.00%
Total	1	0.32%	0	0.00%
0049162				
Election Day	0	0.00%	0	0.00%
Vote by Mail	2	0.60%	2	0.60%
Canvass	0	0.00%	0	0.00%
Total	2	0.57%	2	0.57%
0049208				
Election Day	0	0.00%	0	0.00%
Vote by Mail	1	0.33%	1	0.33%
Canvass	0	0.00%	0	0.00%
Total	1	0.32%	1	0.32%
0049250				
Election Day	0	0.00%	0	0.00%
Vote by Mail	3	1.01%	0	0.00%
Canvass	0	0.00%	0	0.00%
Total	3	0.96%	0	0.00%

Precinct	CHAUNCEY "SLIM" KILLENS (REP)		KEVIN KILEY (REP)		PATRICK KILPATRICK (DEM)		ANTHONY TRIMINO (REP)		JOEL VENTRESCA (DEM)		KEVIN L. FAULCONER (REP)		RHONDA FURIN (REP)	
0048930														
Election Day	0	0.00%	0	0.00%	0	0.00%	0	0.00%	0	0.00%	1	10.00%	0	0.00%
Vote by Mail	1	0.34%	12	4.07%	11	3.73%	5	1.69%	5	1.69%	19	6.44%	1	0.34%
Canvass	0	0.00%	0	0.00%	1	20.00%	0	0.00%	0	0.00%	0	0.00%	0	0.00%
Total	1	0.32%	12	3.87%	12	3.87%	5	1.61%	5	1.61%	20	6.45%	1	0.32%
0049006														
Election Day	0	0.00%	0	0.00%	0	0.00%	0	0.00%	0	0.00%	2	15.38%	0	0.00%
Vote by Mail	0	0.00%	8	2.59%	2	0.65%	0	0.00%	5	1.62%	19	6.15%	0	0.00%
Canvass	0	0.00%	0	0.00%	0	0.00%	0	0.00%	0	0.00%	0	0.00%	0	0.00%
Total	0	0.00%	8	2.48%	2	0.62%	0	0.00%	5	1.55%	21	6.50%	0	0.00%
0049052														
Election Day	0	0.00%	0	0.00%	1	8.33%	0	0.00%	0	0.00%	0	0.00%	0	0.00%
Vote by Mail	1	0.33%	16	5.33%	14	4.67%	1	0.33%	4	1.33%	17	5.67%	0	0.00%
Canvass	0	0.00%	0	0.00%	0	0.00%	0	0.00%	0	0.00%	0	0.00%	0	0.00%
Total	1	0.32%	16	5.08%	15	4.76%	1	0.32%	4	1.27%	17	5.40%	0	0.00%
0049162														
Election Day	0	0.00%	1	6.25%	0	0.00%	0	0.00%	0	0.00%	0	0.00%	0	0.00%
Vote by Mail	1	0.30%	16	4.83%	1	0.30%	3	0.91%	3	0.91%	21	6.34%	0	0.00%
Canvass	0	0.00%	0	0.00%	0	0.00%	0	0.00%	0	0.00%	0	0.00%	0	0.00%
Total	1	0.29%	17	4.89%	1	0.29%	3	0.86%	3	0.86%	21	6.03%	0	0.00%
0049208														
Election Day	0	0.00%	1	8.33%	0	0.00%	0	0.00%	0	0.00%	0	0.00%	0	0.00%
Vote by Mail	0	0.00%	15	4.95%	3	0.99%	1	0.33%	7	2.31%	16	5.28%	0	0.00%
Canvass	0	0.00%	0	0.00%	0	0.00%	0	0.00%	0	0.00%	0	0.00%	0	0.00%
Total	0	0.00%	16	5.06%	3	0.95%	1	0.32%	7	2.22%	16	5.06%	0	0.00%
0049250														
Election Day	0	0.00%	1	8.33%	0	0.00%	0	0.00%	0	0.00%	0	0.00%	0	0.00%
Vote by Mail	2	0.67%	18	6.04%	7	2.35%	0	0.00%	8	2.68%	23	7.72%	1	0.34%
Canvass	0	0.00%	0	0.00%	0	0.00%	0	0.00%	0	0.00%	0	0.00%	0	0.00%
Total	2	0.64%	19	6.11%	7	2.25%	0	0.00%	8	2.57%	23	7.40%	1	0.32%

Precinct	ROBERT C. NEWMAN II (REP)		DENNIS RICHTER (NPP)		BRANDON M. ROSS (DEM)		SAM L. GALLUCCI (REP)		TED GAINES (REP)		CAITLYN JENNER (REP)		LEO S. ZACKY (REP)	
0048930														
Election Day	0	0.00%	0	0.00%	3	30.00%	0	0.00%	1	10.00%	0	0.00%	0	0.00%
Vote by Mail	4	1.36%	0	0.00%	18	6.10%	1	0.34%	13	4.41%	0	0.00%	0	0.00%
Canvass	1	20.00%	0	0.00%	2	40.00%	0	0.00%	0	0.00%	0	0.00%	0	0.00%
Total	5	1.61%	0	0.00%	23	7.42%	1	0.32%	14	4.52%	0	0.00%	0	0.00%
0049006														
Election Day	0	0.00%	0	0.00%	0	0.00%	0	0.00%	0	0.00%	0	0.00%	0	0.00%
Vote by Mail	2	0.65%	3	0.97%	24	7.77%	1	0.32%	7	2.27%	3	0.97%	0	0.00%
Canvass	0	0.00%	0	0.00%	0	0.00%	0	0.00%	0	0.00%	0	0.00%	0	0.00%
Total	2	0.62%	3	0.93%	24	7.43%	1	0.31%	7	2.17%	3	0.93%	0	0.00%
0049052														
Election Day	0	0.00%	0	0.00%	0	0.00%	0	0.00%	1	8.33%	0	0.00%	0	0.00%
Vote by Mail	3	1.00%	0	0.00%	22	7.33%	4	1.33%	6	2.00%	1	0.33%	0	0.00%
Canvass	0	0.00%	0	0.00%	0	0.00%	0	0.00%	0	0.00%	0	0.00%	0	0.00%
Total	3	0.95%	0	0.00%	22	6.98%	4	1.27%	7	2.22%	1	0.32%	0	0.00%
0049162														
Election Day	0	0.00%	0	0.00%	1	6.25%	0	0.00%	1	6.25%	0	0.00%	0	0.00%
Vote by Mail	0	0.00%	1	0.30%	17	5.14%	5	1.51%	5	1.51%	3	0.91%	0	0.00%
Canvass	0	0.00%	0	0.00%	0	0.00%	0	0.00%	1	100.00%	0	0.00%	0	0.00%
Total	0	0.00%	1	0.29%	18	5.17%	5	1.44%	7	2.01%	3	0.86%	0	0.00%
0049208														
Election Day	0	0.00%	0	0.00%	3	25.00%	0	0.00%	0	0.00%	0	0.00%	0	0.00%
Vote by Mail	2	0.66%	0	0.00%	20	6.60%	0	0.00%	4	1.32%	2	0.66%	0	0.00%
Canvass	0	0.00%	0	0.00%	0	0.00%	0	0.00%	0	0.00%	0	0.00%	0	0.00%
Total	2	0.63%	0	0.00%	23	7.28%	0	0.00%	4	1.27%	2	0.63%	0	0.00%
0049250														
Election Day	0	0.00%	0	0.00%	2	16.67%	0	0.00%	0	0.00%	0	0.00%	0	0.00%
Vote by Mail	3	1.01%	0	0.00%	29	9.73%	1	0.34%	5	1.68%	3	1.01%	0	0.00%
Canvass	0	0.00%	0	0.00%	0	0.00%	0	0.00%	0	0.00%	0	0.00%	0	0.00%
Total	3	0.96%	0	0.00%	31	9.97%	1	0.32%	5	1.61%	3	0.96%	0	0.00%

Precinct	JENNY RAE LE ROUX (REP)		DAVID LOZANO (REP)		STEVE CHAVEZ LODGE (REP)		MICHAEL LOEBBS (NPP)		DENIS LUCEY (NPP)		DIEGO MARTINEZ (REP)		JEREMIAH "JEREMY" MARCINIAK (NPP)	
0048930														
Election Day	0	0.00%	0	0.00%	0	0.00%	0	0.00%	0	0.00%	0	0.00%	0	0.00%
Vote by Mail	0	0.00%	1	0.34%	1	0.34%	1	0.34%	0	0.00%	0	0.00%	0	0.00%
Canvass	0	0.00%	0	0.00%	0	0.00%	0	0.00%	0	0.00%	0	0.00%	0	0.00%
Total	0	0.00%	1	0.32%	1	0.32%	1	0.32%	0	0.00%	0	0.00%	0	0.00%
0049006														
Election Day	0	0.00%	0	0.00%	0	0.00%	0	0.00%	0	0.00%	0	0.00%	0	0.00%
Vote by Mail	1	0.32%	0	0.00%	0	0.00%	2	0.65%	2	0.65%	0	0.00%	0	0.00%
Canvass	0	0.00%	0	0.00%	0	0.00%	0	0.00%	0	0.00%	0	0.00%	0	0.00%
Total	1	0.31%	0	0.00%	0	0.00%	2	0.62%	2	0.62%	0	0.00%	0	0.00%
0049052														
Election Day	0	0.00%	0	0.00%	0	0.00%	0	0.00%	0	0.00%	0	0.00%	0	0.00%
Vote by Mail	1	0.33%	1	0.33%	1	0.33%	2	0.67%	0	0.00%	2	0.67%	0	0.00%
Canvass	0	0.00%	0	0.00%	0	0.00%	0	0.00%	0	0.00%	0	0.00%	0	0.00%
Total	1	0.32%	1	0.32%	1	0.32%	2	0.63%	0	0.00%	2	0.63%	0	0.00%
0049162														
Election Day	0	0.00%	0	0.00%	0	0.00%	0	0.00%	0	0.00%	0	0.00%	0	0.00%
Vote by Mail	1	0.30%	1	0.30%	0	0.00%	0	0.00%	1	0.30%	0	0.00%	0	0.00%
Canvass	0	0.00%	0	0.00%	0	0.00%	0	0.00%	0	0.00%	0	0.00%	0	0.00%
Total	1	0.29%	1	0.29%	0	0.00%	0	0.00%	1	0.29%	0	0.00%	0	0.00%
0049208														
Election Day	0	0.00%	0	0.00%	0	0.00%	0	0.00%	0	0.00%	0	0.00%	0	0.00%
Vote by Mail	0	0.00%	1	0.33%	0	0.00%	2	0.66%	0	0.00%	0	0.00%	0	0.00%
Canvass	0	0.00%	0	0.00%	0	0.00%	0	0.00%	0	0.00%	0	0.00%	0	0.00%
Total	0	0.00%	1	0.32%	0	0.00%	2	0.63%	0	0.00%	0	0.00%	0	0.00%
0049250														
Election Day	0	0.00%	0	0.00%	0	0.00%	0	0.00%	0	0.00%	0	0.00%	0	0.00%
Vote by Mail	0	0.00%	1	0.34%	0	0.00%	0	0.00%	0	0.00%	0	0.00%	1	0.34%
Canvass	0	0.00%	0	0.00%	0	0.00%	0	0.00%	0	0.00%	0	0.00%	0	0.00%
Total	0	0.00%	1	0.32%	0	0.00%	0	0.00%	0	0.00%	0	0.00%	1	0.32%

Precinct	DANIEL MERCURI (REP)		JACQUELINE MCGOWAN (DEM)		DAVID MOORE (NPP)		DAVID ALEXANDER BRAMANTE (REP)		HOLLY L. BAADE (DEM)		ANGELYNE (NPP)		JAMES G. HANINK (NPP)	
0048930														
Election Day	0	0.00%	2	20.00%	0	0.00%	0	0.00%	0	0.00%	0	0.00%	0	0.00%
Vote by Mail	0	0.00%	23	7.80%	1	0.34%	1	0.34%	6	2.03%	0	0.00%	0	0.00%
Canvass	0	0.00%	0	0.00%	0	0.00%	0	0.00%	0	0.00%	0	0.00%	0	0.00%
Total	0	0.00%	25	8.06%	1	0.32%	1	0.32%	6	1.94%	0	0.00%	0	0.00%
0049006														
Election Day	0	0.00%	2	15.38%	0	0.00%	0	0.00%	1	7.69%	0	0.00%	0	0.00%
Vote by Mail	0	0.00%	22	7.12%	1	0.32%	0	0.00%	4	1.29%	1	0.32%	0	0.00%
Canvass	0	0.00%	0	0.00%	0	0.00%	0	0.00%	1	100.00%	0	0.00%	0	0.00%
Total	0	0.00%	24	7.43%	1	0.31%	0	0.00%	6	1.86%	1	0.31%	0	0.00%
0049052														
Election Day	0	0.00%	0	0.00%	0	0.00%	0	0.00%	0	0.00%	0	0.00%	0	0.00%
Vote by Mail	1	0.33%	12	4.00%	1	0.33%	2	0.67%	1	0.33%	1	0.33%	0	0.00%
Canvass	0	0.00%	0	0.00%	0	0.00%	0	0.00%	1	33.33%	0	0.00%	0	0.00%
Total	1	0.32%	12	3.81%	1	0.32%	2	0.63%	2	0.63%	1	0.32%	0	0.00%
0049162														
Election Day	0	0.00%	1	6.25%	0	0.00%	0	0.00%	0	0.00%	0	0.00%	0	0.00%
Vote by Mail	0	0.00%	18	5.44%	1	0.30%	1	0.30%	4	1.21%	1	0.30%	1	0.30%
Canvass	0	0.00%	0	0.00%	0	0.00%	0	0.00%	0	0.00%	0	0.00%	0	0.00%
Total	0	0.00%	19	5.46%	1	0.29%	1	0.29%	4	1.15%	1	0.29%	1	0.29%
0049208														
Election Day	0	0.00%	0	0.00%	0	0.00%	0	0.00%	0	0.00%	0	0.00%	0	0.00%
Vote by Mail	0	0.00%	10	3.30%	4	1.32%	0	0.00%	7	2.31%	0	0.00%	0	0.00%
Canvass	0	0.00%	0	0.00%	0	0.00%	0	0.00%	0	0.00%	0	0.00%	0	0.00%
Total	0	0.00%	10	3.16%	4	1.27%	0	0.00%	7	2.22%	0	0.00%	0	0.00%
0049250														
Election Day	0	0.00%	0	0.00%	0	0.00%	0	0.00%	0	0.00%	0	0.00%	0	0.00%
Vote by Mail	0	0.00%	19	6.38%	1	0.34%	0	0.00%	4	1.34%	0	0.00%	0	0.00%
Canvass	0	0.00%	0	0.00%	0	0.00%	0	0.00%	0	0.00%	0	0.00%	0	0.00%
Total	0	0.00%	19	6.11%	1	0.32%	0	0.00%	4	1.29%	0	0.00%	0	0.00%

Precinct	DAVID HILLBERG (REP)		JEFF HEWITT (LIB)		JOHN R. DRAKE (DEM)		LARRY A. ELDER (REP)		KEVIN PAFFRATH (DEM)		ADAM PAPAGAN (NPP)		ARMANDO "MANDO" PEREZ- SERRATO (DEM)	
0048930														
Election Day	0	0.00%	0	0.00%	0	0.00%	2	20.00%	0	0.00%	0	0.00%	0	0.00%
Vote by Mail	0	0.00%	3	1.02%	4	1.36%	79	26.78%	38	12.88%	0	0.00%	10	3.39%
Canvass	0	0.00%	0	0.00%	0	0.00%	1	20.00%	0	0.00%	0	0.00%	0	0.00%
Total	0	0.00%	3	0.97%	4	1.29%	82	26.45%	38	12.26%	0	0.00%	10	3.23%
0049006														
Election Day	0	0.00%	0	0.00%	0	0.00%	6	46.15%	1	7.69%	0	0.00%	0	0.00%
Vote by Mail	0	0.00%	3	0.97%	3	0.97%	130	42.07%	34	11.00%	0	0.00%	3	0.97%
Canvass	0	0.00%	0	0.00%	0	0.00%	0	0.00%	0	0.00%	0	0.00%	0	0.00%
Total	0	0.00%	3	0.93%	3	0.93%	136	42.11%	35	10.84%	0	0.00%	3	0.93%
0049052														
Election Day	0	0.00%	0	0.00%	0	0.00%	9	75.00%	0	0.00%	0	0.00%	0	0.00%
Vote by Mail	1	0.33%	4	1.33%	6	2.00%	105	35.00%	29	9.67%	0	0.00%	8	2.67%
Canvass	0	0.00%	0	0.00%	0	0.00%	2	66.67%	0	0.00%	0	0.00%	0	0.00%
Total	1	0.32%	4	1.27%	6	1.90%	116	36.83%	29	9.21%	0	0.00%	8	2.54%
0049162														
Election Day	0	0.00%	0	0.00%	1	6.25%	10	62.50%	0	0.00%	0	0.00%	0	0.00%
Vote by Mail	0	0.00%	2	0.60%	4	1.21%	135	40.79%	40	12.08%	0	0.00%	5	1.51%
Canvass	0	0.00%	0	0.00%	0	0.00%	0	0.00%	0	0.00%	0	0.00%	0	0.00%
Total	0	0.00%	2	0.57%	5	1.44%	145	41.67%	40	11.49%	0	0.00%	5	1.44%
0049208														
Election Day	0	0.00%	0	0.00%	0	0.00%	8	66.67%	0	0.00%	0	0.00%	0	0.00%
Vote by Mail	0	0.00%	2	0.66%	5	1.65%	114	37.62%	30	9.90%	0	0.00%	10	3.30%
Canvass	0	0.00%	0	0.00%	0	0.00%	1	100.00%	0	0.00%	0	0.00%	0	0.00%
Total	0	0.00%	2	0.63%	5	1.58%	123	38.92%	30	9.49%	0	0.00%	10	3.16%
0049250														
Election Day	0	0.00%	0	0.00%	0	0.00%	6	50.00%	1	8.33%	0	0.00%	0	0.00%
Vote by Mail	1	0.34%	2	0.67%	3	1.01%	110	36.91%	22	7.38%	0	0.00%	3	1.01%
Canvass	0	0.00%	0	0.00%	0	0.00%	1	100.00%	0	0.00%	0	0.00%	0	0.00%
Total	1	0.32%	2	0.64%	3	0.96%	117	37.62%	23	7.40%	0	0.00%	3	0.96%

Precinct	JOHN COX (REP)		HEATHER COLLINS (G-P)		DANIEL WATTS (DEM)		NICKOLAS WILDSTAR (REP)		SARAH STEPHENS (REP)		DENVER STONER (REP)		JOE M. SYMMON (REP)	
0048930														
Election Day	1	10.00%	0	0.00%	0	0.00%	0	0.00%	0	0.00%	0	0.00%	0	0.00%
Vote by Mail	19	6.44%	0	0.00%	8	2.71%	0	0.00%	1	0.34%	1	0.34%	0	0.00%
Canvass	0	0.00%	0	0.00%	0	0.00%	0	0.00%	0	0.00%	0	0.00%	0	0.00%
Total	20	6.45%	0	0.00%	8	2.58%	0	0.00%	1	0.32%	1	0.32%	0	0.00%
0049006														
Election Day	1	7.69%	0	0.00%	0	0.00%	0	0.00%	0	0.00%	0	0.00%	0	0.00%
Vote by Mail	18	5.83%	3	0.97%	2	0.65%	0	0.00%	0	0.00%	0	0.00%	0	0.00%
Canvass	0	0.00%	0	0.00%	0	0.00%	0	0.00%	0	0.00%	0	0.00%	0	0.00%
Total	19	5.88%	3	0.93%	2	0.62%	0	0.00%	0	0.00%	0	0.00%	0	0.00%
0049052														
Election Day	0	0.00%	0	0.00%	1	8.33%	0	0.00%	0	0.00%	0	0.00%	0	0.00%
Vote by Mail	15	5.00%	2	0.67%	7	2.33%	0	0.00%	1	0.33%	2	0.67%	0	0.00%
Canvass	0	0.00%	0	0.00%	0	0.00%	0	0.00%	0	0.00%	0	0.00%	0	0.00%
Total	15	4.76%	2	0.63%	8	2.54%	0	0.00%	1	0.32%	2	0.63%	0	0.00%
0049162														
Election Day	1	6.25%	0	0.00%	0	0.00%	0	0.00%	0	0.00%	0	0.00%	0	0.00%
Vote by Mail	19	5.74%	0	0.00%	10	3.02%	0	0.00%	0	0.00%	1	0.30%	0	0.00%
Canvass	0	0.00%	0	0.00%	0	0.00%	0	0.00%	0	0.00%	0	0.00%	0	0.00%
Total	20	5.75%	0	0.00%	10	2.87%	0	0.00%	0	0.00%	1	0.29%	0	0.00%
0049208														
Election Day	0	0.00%	0	0.00%	0	0.00%	0	0.00%	0	0.00%	0	0.00%	0	0.00%
Vote by Mail	25	8.25%	2	0.66%	8	2.64%	1	0.33%	1	0.33%	1	0.33%	1	0.33%
Canvass	0	0.00%	0	0.00%	0	0.00%	0	0.00%	0	0.00%	0	0.00%	0	0.00%
Total	25	7.91%	2	0.63%	8	2.53%	1	0.32%	1	0.32%	1	0.32%	1	0.32%
0049250														
Election Day	0	0.00%	0	0.00%	0	0.00%	0	0.00%	0	0.00%	0	0.00%	0	0.00%
Vote by Mail	11	3.69%	0	0.00%	11	3.69%	0	0.00%	0	0.00%	0	0.00%	0	0.00%
Canvass	0	0.00%	0	0.00%	0	0.00%	0	0.00%	0	0.00%	0	0.00%	0	0.00%
Total	11	3.54%	0	0.00%	11	3.54%	0	0.00%	0	0.00%	0	0.00%	0	0.00%

Precinct	MAJOR SINGH (NPP)		DOUG OSE (REP)		Write-in		Total Votes	ROXANNE Qualified Write In		STACY SMITH Qualified Write In		MAJOR WILLIAMS Qualified Write In	
0048930													
Election Day	0	0.00%	0	0.00%	0	0.00%	10	0	0.00%	0	0.00%	0	0.00%
Vote by Mail	2	0.68%	5	1.69%	0	0.00%	295	0	0.00%	0	0.00%	0	0.00%
Canvass	0	0.00%	0	0.00%	0	0.00%	5	0	0.00%	0	0.00%	0	0.00%
Total	2	0.65%	5	1.61%	0	0.00%	310	0	0.00%	0	0.00%	0	0.00%
0049006													
Election Day	0	0.00%	0	0.00%	0	0.00%	13	0	0.00%	0	0.00%	0	0.00%
Vote by Mail	1	0.32%	2	0.65%	0	0.00%	309	0	0.00%	0	0.00%	0	0.00%
Canvass	0	0.00%	0	0.00%	0	0.00%	1	0	0.00%	0	0.00%	0	0.00%
Total	1	0.31%	2	0.62%	0	0.00%	323	0	0.00%	0	0.00%	0	0.00%
0049052													
Election Day	0	0.00%	0	0.00%	0	0.00%	12	0	0.00%	0	0.00%	0	0.00%
Vote by Mail	1	0.33%	4	1.33%	0	0.00%	300	0	0.00%	0	0.00%	0	0.00%
Canvass	0	0.00%	0	0.00%	0	0.00%	3	0	0.00%	0	0.00%	0	0.00%
Total	1	0.32%	4	1.27%	0	0.00%	315	0	0.00%	0	0.00%	0	0.00%
0049162													
Election Day	0	0.00%	0	0.00%	0	0.00%	16	0	0.00%	0	0.00%	0	0.00%
Vote by Mail	0	0.00%	6	1.81%	0	0.00%	331	0	0.00%	0	0.00%	0	0.00%
Canvass	0	0.00%	0	0.00%	0	0.00%	1	0	0.00%	0	0.00%	0	0.00%
Total	0	0.00%	6	1.72%	0	0.00%	348	0	0.00%	0	0.00%	0	0.00%
0049208													
Election Day	0	0.00%	0	0.00%	0	0.00%	12	0	0.00%	0	0.00%	0	0.00%
Vote by Mail	4	1.32%	3	0.99%	0	0.00%	303	0	0.00%	0	0.00%	0	0.00%
Canvass	0	0.00%	0	0.00%	0	0.00%	1	0	0.00%	0	0.00%	0	0.00%
Total	4	1.27%	3	0.95%	0	0.00%	316	0	0.00%	0	0.00%	0	0.00%
0049250													
Election Day	1	8.33%	1	8.33%	0	0.00%	12	0	0.00%	0	0.00%	0	0.00%
Vote by Mail	1	0.34%	5	1.68%	0	0.00%	298	0	0.00%	0	0.00%	0	0.00%
Canvass	0	0.00%	0	0.00%	0	0.00%	1	0	0.00%	0	0.00%	0	0.00%
Total	2	0.64%	6	1.93%	0	0.00%	311	0	0.00%	0	0.00%	0	0.00%

Precinct	THUY E. HUGENS Qualified Write In		MIKI HABRYN Qualified Write In		VINCE LUNDGREN Qualified Write In		VIVEK B. MOHAN Qualified Write In	
0048930								
Election Day	0	0.00%	0	0.00%	0	0.00%	0	0.00%
Vote by Mail	0	0.00%	0	0.00%	0	0.00%	0	0.00%
Canvass	0	0.00%	0	0.00%	0	0.00%	0	0.00%
Total	0	0.00%	0	0.00%	0	0.00%	0	0.00%
0049006								
Election Day	0	0.00%	0	0.00%	0	0.00%	0	0.00%
Vote by Mail	0	0.00%	0	0.00%	0	0.00%	0	0.00%
Canvass	0	0.00%	0	0.00%	0	0.00%	0	0.00%
Total	0	0.00%	0	0.00%	0	0.00%	0	0.00%
0049052								
Election Day	0	0.00%	0	0.00%	0	0.00%	0	0.00%
Vote by Mail	0	0.00%	0	0.00%	0	0.00%	0	0.00%
Canvass	0	0.00%	0	0.00%	0	0.00%	0	0.00%
Total	0	0.00%	0	0.00%	0	0.00%	0	0.00%
0049162								
Election Day	0	0.00%	0	0.00%	0	0.00%	0	0.00%
Vote by Mail	0	0.00%	0	0.00%	0	0.00%	0	0.00%
Canvass	0	0.00%	0	0.00%	0	0.00%	0	0.00%
Total	0	0.00%	0	0.00%	0	0.00%	0	0.00%
0049208								
Election Day	0	0.00%	0	0.00%	0	0.00%	0	0.00%
Vote by Mail	0	0.00%	0	0.00%	0	0.00%	0	0.00%
Canvass	0	0.00%	0	0.00%	0	0.00%	0	0.00%
Total	0	0.00%	0	0.00%	0	0.00%	0	0.00%
0049250								
Election Day	0	0.00%	0	0.00%	0	0.00%	0	0.00%
Vote by Mail	0	0.00%	0	0.00%	0	0.00%	0	0.00%
Canvass	0	0.00%	0	0.00%	0	0.00%	0	0.00%
Total	0	0.00%	0	0.00%	0	0.00%	0	0.00%

Precinct	Times Cast	Registered Voters	Undervotes	Overvotes
0049263				
Election Day	39	1,717	18	0
Vote by Mail	886	1,717	509	7
Canvass	6	1,717	3	0
Total	931	1,717	530	7
0049304				
Election Day	35	1,683	15	0
Vote by Mail	781	1,683	481	18
Canvass	8	1,683	3	0
Total	824	1,683	499	18
0049373				
Election Day	15	1,349	5	1
Vote by Mail	705	1,349	437	4
Canvass	5	1,349	2	0
Total	725	1,349	444	5
0049413				
Election Day	20	1,526	5	0
Vote by Mail	609	1,526	364	7
Canvass	2	1,526	1	0
Total	631	1,526	370	7
0049457				
Election Day	30	1,486	13	0
Vote by Mail	590	1,486	362	2
Canvass	5	1,486	2	0
Total	625	1,486	377	2
0049472				
Election Day	27	1,457	7	0
Vote by Mail	748	1,457	418	6
Canvass	4	1,457	3	0
Total	779	1,457	428	6

Precinct	DAN KAPELOVITZ (G-P)		KEVIN K. KAUL (NPP)	
0049263				
Election Day	0	0.00%	0	0.00%
Vote by Mail	2	0.54%	0	0.00%
Canvass	0	0.00%	0	0.00%
Total	2	0.51%	0	0.00%
0049304				
Election Day	0	0.00%	0	0.00%
Vote by Mail	2	0.71%	1	0.35%
Canvass	0	0.00%	0	0.00%
Total	2	0.65%	1	0.33%
0049373				
Election Day	0	0.00%	0	0.00%
Vote by Mail	1	0.38%	0	0.00%
Canvass	0	0.00%	0	0.00%
Total	1	0.36%	0	0.00%
0049413				
Election Day	0	0.00%	0	0.00%
Vote by Mail	1	0.42%	0	0.00%
Canvass	0	0.00%	0	0.00%
Total	1	0.39%	0	0.00%
0049457				
Election Day	0	0.00%	0	0.00%
Vote by Mail	2	0.88%	0	0.00%
Canvass	0	0.00%	0	0.00%
Total	2	0.81%	0	0.00%
0049472				
Election Day	0	0.00%	0	0.00%
Vote by Mail	1	0.31%	0	0.00%
Canvass	0	0.00%	0	0.00%
Total	1	0.29%	0	0.00%

Precinct	CHAUNCEY "SLIM" KILLENS (REP)		KEVIN KILEY (REP)		PATRICK KILPATRICK (DEM)		ANTHONY TRIMINO (REP)		JOEL VENTRESCA (DEM)		KEVIN L. FAULCONER (REP)		RHONDA FURIN (REP)	
0049263														
Election Day	0	0.00%	1	4.76%	0	0.00%	1	4.76%	0	0.00%	0	0.00%	0	0.00%
Vote by Mail	0	0.00%	12	3.24%	5	1.35%	0	0.00%	9	2.43%	24	6.49%	2	0.54%
Canvass	0	0.00%	0	0.00%	0	0.00%	0	0.00%	0	0.00%	0	0.00%	0	0.00%
Total	0	0.00%	13	3.30%	5	1.27%	1	0.25%	9	2.28%	24	6.09%	2	0.51%
0049304														
Election Day	0	0.00%	0	0.00%	0	0.00%	1	5.00%	0	0.00%	0	0.00%	0	0.00%
Vote by Mail	1	0.35%	11	3.90%	7	2.48%	0	0.00%	3	1.06%	12	4.26%	0	0.00%
Canvass	0	0.00%	1	20.00%	0	0.00%	0	0.00%	0	0.00%	0	0.00%	0	0.00%
Total	1	0.33%	12	3.91%	7	2.28%	1	0.33%	3	0.98%	12	3.91%	0	0.00%
0049373														
Election Day	0	0.00%	0	0.00%	0	0.00%	0	0.00%	0	0.00%	0	0.00%	0	0.00%
Vote by Mail	2	0.76%	11	4.17%	2	0.76%	0	0.00%	2	0.76%	16	6.06%	2	0.76%
Canvass	0	0.00%	0	0.00%	0	0.00%	0	0.00%	0	0.00%	0	0.00%	0	0.00%
Total	2	0.72%	11	3.99%	2	0.72%	0	0.00%	2	0.72%	16	5.80%	2	0.72%
0049413														
Election Day	0	0.00%	0	0.00%	3	20.00%	0	0.00%	0	0.00%	0	0.00%	1	6.67%
Vote by Mail	0	0.00%	4	1.68%	6	2.52%	1	0.42%	1	0.42%	16	6.72%	2	0.84%
Canvass	0	0.00%	0	0.00%	0	0.00%	0	0.00%	0	0.00%	0	0.00%	0	0.00%
Total	0	0.00%	4	1.57%	9	3.54%	1	0.39%	1	0.39%	16	6.30%	3	1.18%
0049457														
Election Day	0	0.00%	0	0.00%	0	0.00%	0	0.00%	0	0.00%	0	0.00%	0	0.00%
Vote by Mail	1	0.44%	16	7.08%	1	0.44%	4	1.77%	8	3.54%	11	4.87%	0	0.00%
Canvass	0	0.00%	0	0.00%	0	0.00%	0	0.00%	0	0.00%	0	0.00%	0	0.00%
Total	1	0.41%	16	6.50%	1	0.41%	4	1.63%	8	3.25%	11	4.47%	0	0.00%
0049472														
Election Day	0	0.00%	1	5.00%	0	0.00%	0	0.00%	0	0.00%	0	0.00%	0	0.00%
Vote by Mail	1	0.31%	8	2.47%	3	0.93%	1	0.31%	4	1.23%	8	2.47%	0	0.00%
Canvass	0	0.00%	0	0.00%	0	0.00%	0	0.00%	0	0.00%	1	100.00%	0	0.00%
Total	1	0.29%	9	2.61%	3	0.87%	1	0.29%	4	1.16%	9	2.61%	0	0.00%

Precinct	ROBERT C. NEWMAN II (REP)		DENNIS RICHTER (NPP)		BRANDON M. ROSS (DEM)		SAM L. GALLUCCI (REP)		TED GAINES (REP)		CAITLYN JENNER (REP)		LEO S. ZACKY (REP)	
0049263														
Election Day	0	0.00%	0	0.00%	1	4.76%	1	4.76%	0	0.00%	0	0.00%	0	0.00%
Vote by Mail	4	1.08%	0	0.00%	37	10.00%	0	0.00%	3	0.81%	2	0.54%	0	0.00%
Canvass	0	0.00%	0	0.00%	0	0.00%	0	0.00%	0	0.00%	0	0.00%	0	0.00%
Total	4	1.02%	0	0.00%	38	9.64%	1	0.25%	3	0.76%	2	0.51%	0	0.00%
0049304														
Election Day	0	0.00%	0	0.00%	1	5.00%	0	0.00%	0	0.00%	0	0.00%	1	5.00%
Vote by Mail	1	0.35%	0	0.00%	23	8.16%	2	0.71%	3	1.06%	3	1.06%	0	0.00%
Canvass	0	0.00%	0	0.00%	0	0.00%	0	0.00%	1	20.00%	0	0.00%	0	0.00%
Total	1	0.33%	0	0.00%	24	7.82%	2	0.65%	4	1.30%	3	0.98%	1	0.33%
0049373														
Election Day	0	0.00%	0	0.00%	2	22.22%	0	0.00%	0	0.00%	0	0.00%	0	0.00%
Vote by Mail	1	0.38%	2	0.76%	19	7.20%	0	0.00%	3	1.14%	3	1.14%	1	0.38%
Canvass	0	0.00%	0	0.00%	0	0.00%	0	0.00%	0	0.00%	0	0.00%	0	0.00%
Total	1	0.36%	2	0.72%	21	7.61%	0	0.00%	3	1.09%	3	1.09%	1	0.36%
0049413														
Election Day	0	0.00%	0	0.00%	2	13.33%	0	0.00%	0	0.00%	0	0.00%	0	0.00%
Vote by Mail	0	0.00%	0	0.00%	31	13.03%	0	0.00%	4	1.68%	1	0.42%	0	0.00%
Canvass	0	0.00%	0	0.00%	0	0.00%	0	0.00%	0	0.00%	0	0.00%	0	0.00%
Total	0	0.00%	0	0.00%	33	12.99%	0	0.00%	4	1.57%	1	0.39%	0	0.00%
0049457														
Election Day	1	5.88%	0	0.00%	3	17.65%	0	0.00%	0	0.00%	0	0.00%	0	0.00%
Vote by Mail	6	2.65%	0	0.00%	16	7.08%	2	0.88%	1	0.44%	3	1.33%	0	0.00%
Canvass	0	0.00%	0	0.00%	1	33.33%	0	0.00%	0	0.00%	0	0.00%	0	0.00%
Total	7	2.85%	0	0.00%	20	8.13%	2	0.81%	1	0.41%	3	1.22%	0	0.00%
0049472														
Election Day	0	0.00%	0	0.00%	2	10.00%	0	0.00%	0	0.00%	0	0.00%	0	0.00%
Vote by Mail	1	0.31%	0	0.00%	32	9.88%	0	0.00%	3	0.93%	3	0.93%	0	0.00%
Canvass	0	0.00%	0	0.00%	0	0.00%	0	0.00%	0	0.00%	0	0.00%	0	0.00%
Total	1	0.29%	0	0.00%	34	9.86%	0	0.00%	3	0.87%	3	0.87%	0	0.00%

Precinct	JENNY RAE LE ROUX (REP)		DAVID LOZANO (REP)		STEVE CHAVEZ LODGE (REP)		MICHAEL LOEBBS (NPP)		DENIS LUCEY (NPP)		DIEGO MARTINEZ (REP)		JEREMIAH "JEREMY" MARCINIAK (NPP)	
0049263														
Election Day	0	0.00%	0	0.00%	0	0.00%	0	0.00%	0	0.00%	0	0.00%	0	0.00%
Vote by Mail	0	0.00%	0	0.00%	1	0.27%	0	0.00%	0	0.00%	1	0.27%	0	0.00%
Canvass	0	0.00%	0	0.00%	0	0.00%	0	0.00%	0	0.00%	0	0.00%	0	0.00%
Total	0	0.00%	0	0.00%	1	0.25%	0	0.00%	0	0.00%	1	0.25%	0	0.00%
0049304														
Election Day	0	0.00%	0	0.00%	0	0.00%	0	0.00%	0	0.00%	0	0.00%	0	0.00%
Vote by Mail	0	0.00%	0	0.00%	1	0.35%	2	0.71%	0	0.00%	1	0.35%	0	0.00%
Canvass	0	0.00%	0	0.00%	0	0.00%	0	0.00%	0	0.00%	0	0.00%	0	0.00%
Total	0	0.00%	0	0.00%	1	0.33%	2	0.65%	0	0.00%	1	0.33%	0	0.00%
0049373														
Election Day	0	0.00%	0	0.00%	0	0.00%	0	0.00%	0	0.00%	0	0.00%	0	0.00%
Vote by Mail	1	0.38%	0	0.00%	0	0.00%	1	0.38%	1	0.38%	3	1.14%	1	0.38%
Canvass	0	0.00%	0	0.00%	0	0.00%	0	0.00%	0	0.00%	0	0.00%	0	0.00%
Total	1	0.36%	0	0.00%	0	0.00%	1	0.36%	1	0.36%	3	1.09%	1	0.36%
0049413														
Election Day	0	0.00%	0	0.00%	0	0.00%	0	0.00%	0	0.00%	0	0.00%	0	0.00%
Vote by Mail	0	0.00%	1	0.42%	2	0.84%	0	0.00%	1	0.42%	0	0.00%	0	0.00%
Canvass	0	0.00%	0	0.00%	0	0.00%	0	0.00%	0	0.00%	0	0.00%	0	0.00%
Total	0	0.00%	1	0.39%	2	0.79%	0	0.00%	1	0.39%	0	0.00%	0	0.00%
0049457														
Election Day	0	0.00%	0	0.00%	0	0.00%	0	0.00%	0	0.00%	1	5.88%	0	0.00%
Vote by Mail	0	0.00%	1	0.44%	0	0.00%	4	1.77%	1	0.44%	0	0.00%	0	0.00%
Canvass	0	0.00%	0	0.00%	0	0.00%	0	0.00%	0	0.00%	0	0.00%	0	0.00%
Total	0	0.00%	1	0.41%	0	0.00%	4	1.63%	1	0.41%	1	0.41%	0	0.00%
0049472														
Election Day	0	0.00%	0	0.00%	0	0.00%	0	0.00%	0	0.00%	0	0.00%	0	0.00%
Vote by Mail	0	0.00%	4	1.23%	4	1.23%	1	0.31%	0	0.00%	2	0.62%	3	0.93%
Canvass	0	0.00%	0	0.00%	0	0.00%	0	0.00%	0	0.00%	0	0.00%	0	0.00%
Total	0	0.00%	4	1.16%	4	1.16%	1	0.29%	0	0.00%	2	0.58%	3	0.87%

Precinct	DANIEL MERCURI (REP)		JACQUELINE MCGOWAN (DEM)		DAVID MOORE (NPP)		DAVID ALEXANDER BRAMANTE (REP)		HOLLY L. BAADE (DEM)		ANGELYNE (NPP)		JAMES G. HANINK (NPP)	
0049263														
Election Day	0	0.00%	0	0.00%	0	0.00%	0	0.00%	1	4.76%	0	0.00%	0	0.00%
Vote by Mail	0	0.00%	32	8.65%	0	0.00%	0	0.00%	10	2.70%	2	0.54%	0	0.00%
Canvass	0	0.00%	0	0.00%	0	0.00%	0	0.00%	0	0.00%	0	0.00%	0	0.00%
Total	0	0.00%	32	8.12%	0	0.00%	0	0.00%	11	2.79%	2	0.51%	0	0.00%
0049304														
Election Day	1	5.00%	2	10.00%	1	5.00%	0	0.00%	0	0.00%	0	0.00%	0	0.00%
Vote by Mail	0	0.00%	32	11.35%	3	1.06%	0	0.00%	4	1.42%	0	0.00%	1	0.35%
Canvass	0	0.00%	0	0.00%	0	0.00%	0	0.00%	0	0.00%	0	0.00%	0	0.00%
Total	1	0.33%	34	11.07%	4	1.30%	0	0.00%	4	1.30%	0	0.00%	1	0.33%
0049373														
Election Day	0	0.00%	2	22.22%	0	0.00%	0	0.00%	0	0.00%	0	0.00%	0	0.00%
Vote by Mail	0	0.00%	14	5.30%	1	0.38%	0	0.00%	3	1.14%	1	0.38%	0	0.00%
Canvass	0	0.00%	0	0.00%	0	0.00%	0	0.00%	0	0.00%	0	0.00%	0	0.00%
Total	0	0.00%	16	5.80%	1	0.36%	0	0.00%	3	1.09%	1	0.36%	0	0.00%
0049413														
Election Day	0	0.00%	1	6.67%	0	0.00%	0	0.00%	0	0.00%	0	0.00%	0	0.00%
Vote by Mail	0	0.00%	16	6.72%	2	0.84%	0	0.00%	14	5.88%	0	0.00%	0	0.00%
Canvass	0	0.00%	0	0.00%	0	0.00%	0	0.00%	0	0.00%	0	0.00%	0	0.00%
Total	0	0.00%	17	6.69%	2	0.79%	0	0.00%	14	5.51%	0	0.00%	0	0.00%
0049457														
Election Day	0	0.00%	2	11.76%	0	0.00%	0	0.00%	1	5.88%	0	0.00%	0	0.00%
Vote by Mail	0	0.00%	18	7.96%	4	1.77%	1	0.44%	0	0.00%	1	0.44%	0	0.00%
Canvass	0	0.00%	1	33.33%	0	0.00%	0	0.00%	0	0.00%	0	0.00%	0	0.00%
Total	0	0.00%	21	8.54%	4	1.63%	1	0.41%	1	0.41%	1	0.41%	0	0.00%
0049472														
Election Day	0	0.00%	0	0.00%	0	0.00%	0	0.00%	0	0.00%	0	0.00%	0	0.00%
Vote by Mail	1	0.31%	22	6.79%	3	0.93%	0	0.00%	9	2.78%	1	0.31%	0	0.00%
Canvass	0	0.00%	0	0.00%	0	0.00%	0	0.00%	0	0.00%	0	0.00%	0	0.00%
Total	1	0.29%	22	6.38%	3	0.87%	0	0.00%	9	2.61%	1	0.29%	0	0.00%

Precinct	DAVID HILLBERG (REP)		JEFF HEWITT (LIB)		JOHN R. DRAKE (DEM)		LARRY A. ELDER (REP)		KEVIN PAFFRATH (DEM)		ADAM PAPAGAN (NPP)		ARMANDO "MANDO" PEREZ- SERRATO (DEM)	
0049263														
Election Day	0	0.00%	0	0.00%	0	0.00%	13	61.90%	0	0.00%	0	0.00%	1	4.76%
Vote by Mail	0	0.00%	3	0.81%	2	0.54%	152	41.08%	24	6.49%	0	0.00%	3	0.81%
Canvass	0	0.00%	0	0.00%	0	0.00%	3	100.00%	0	0.00%	0	0.00%	0	0.00%
Total	0	0.00%	3	0.76%	2	0.51%	168	42.64%	24	6.09%	0	0.00%	4	1.02%
0049304														
Election Day	0	0.00%	0	0.00%	0	0.00%	11	55.00%	1	5.00%	0	0.00%	0	0.00%
Vote by Mail	0	0.00%	0	0.00%	7	2.48%	86	30.50%	24	8.51%	1	0.35%	14	4.96%
Canvass	0	0.00%	0	0.00%	1	20.00%	2	40.00%	0	0.00%	0	0.00%	0	0.00%
Total	0	0.00%	0	0.00%	8	2.61%	99	32.25%	25	8.14%	1	0.33%	14	4.56%
0049373														
Election Day	0	0.00%	0	0.00%	0	0.00%	3	33.33%	1	11.11%	0	0.00%	0	0.00%
Vote by Mail	0	0.00%	1	0.38%	2	0.76%	97	36.74%	19	7.20%	0	0.00%	1	0.38%
Canvass	0	0.00%	0	0.00%	0	0.00%	2	66.67%	1	33.33%	0	0.00%	0	0.00%
Total	0	0.00%	1	0.36%	2	0.72%	102	36.96%	21	7.61%	0	0.00%	1	0.36%
0049413														
Election Day	0	0.00%	0	0.00%	0	0.00%	6	40.00%	1	6.67%	0	0.00%	1	6.67%
Vote by Mail	0	0.00%	0	0.00%	3	1.26%	72	30.25%	24	10.08%	0	0.00%	3	1.26%
Canvass	0	0.00%	0	0.00%	0	0.00%	0	0.00%	0	0.00%	0	0.00%	0	0.00%
Total	0	0.00%	0	0.00%	3	1.18%	78	30.71%	25	9.84%	0	0.00%	4	1.57%
0049457														
Election Day	0	0.00%	0	0.00%	0	0.00%	8	47.06%	1	5.88%	0	0.00%	0	0.00%
Vote by Mail	1	0.44%	0	0.00%	7	3.10%	68	30.09%	20	8.85%	0	0.00%	6	2.65%
Canvass	0	0.00%	0	0.00%	0	0.00%	1	33.33%	0	0.00%	0	0.00%	0	0.00%
Total	1	0.41%	0	0.00%	7	2.85%	77	31.30%	21	8.54%	0	0.00%	6	2.44%
0049472														
Election Day	1	5.00%	1	5.00%	0	0.00%	12	60.00%	1	5.00%	0	0.00%	0	0.00%
Vote by Mail	1	0.31%	1	0.31%	4	1.23%	119	36.73%	24	7.41%	1	0.31%	7	2.16%
Canvass	0	0.00%	0	0.00%	0	0.00%	0	0.00%	0	0.00%	0	0.00%	0	0.00%
Total	2	0.58%	2	0.58%	4	1.16%	131	37.97%	25	7.25%	1	0.29%	7	2.03%

Precinct	JOHN COX (REP)		HEATHER COLLINS (G-P)		DANIEL WATTS (DEM)		NICKOLAS WILDSTAR (REP)		SARAH STEPHENS (REP)		DENVER STONER (REP)		JOE M. SYMMON (REP)	
0049263														
Election Day	0	0.00%	1	4.76%	1	4.76%	0	0.00%	0	0.00%	0	0.00%	0	0.00%
Vote by Mail	22	5.95%	0	0.00%	10	2.70%	0	0.00%	1	0.27%	1	0.27%	0	0.00%
Canvass	0	0.00%	0	0.00%	0	0.00%	0	0.00%	0	0.00%	0	0.00%	0	0.00%
Total	22	5.58%	1	0.25%	11	2.79%	0	0.00%	1	0.25%	1	0.25%	0	0.00%
0049304														
Election Day	0	0.00%	0	0.00%	0	0.00%	0	0.00%	0	0.00%	0	0.00%	0	0.00%
Vote by Mail	22	7.80%	1	0.35%	8	2.84%	1	0.35%	0	0.00%	0	0.00%	0	0.00%
Canvass	0	0.00%	0	0.00%	0	0.00%	0	0.00%	0	0.00%	0	0.00%	0	0.00%
Total	22	7.17%	1	0.33%	8	2.61%	1	0.33%	0	0.00%	0	0.00%	0	0.00%
0049373														
Election Day	1	11.11%	0	0.00%	0	0.00%	0	0.00%	0	0.00%	0	0.00%	0	0.00%
Vote by Mail	22	8.33%	10	3.79%	13	4.92%	1	0.38%	0	0.00%	3	1.14%	0	0.00%
Canvass	0	0.00%	0	0.00%	0	0.00%	0	0.00%	0	0.00%	0	0.00%	0	0.00%
Total	23	8.33%	10	3.62%	13	4.71%	1	0.36%	0	0.00%	3	1.09%	0	0.00%
0049413														
Election Day	0	0.00%	0	0.00%	0	0.00%	0	0.00%	0	0.00%	0	0.00%	0	0.00%
Vote by Mail	9	3.78%	2	0.84%	16	6.72%	0	0.00%	1	0.42%	1	0.42%	0	0.00%
Canvass	0	0.00%	0	0.00%	1	100.00%	0	0.00%	0	0.00%	0	0.00%	0	0.00%
Total	9	3.54%	2	0.79%	17	6.69%	0	0.00%	1	0.39%	1	0.39%	0	0.00%
0049457														
Election Day	0	0.00%	0	0.00%	0	0.00%	0	0.00%	0	0.00%	0	0.00%	0	0.00%
Vote by Mail	9	3.98%	1	0.44%	10	4.42%	0	0.00%	0	0.00%	0	0.00%	0	0.00%
Canvass	0	0.00%	0	0.00%	0	0.00%	0	0.00%	0	0.00%	0	0.00%	0	0.00%
Total	9	3.66%	1	0.41%	10	4.07%	0	0.00%	0	0.00%	0	0.00%	0	0.00%
0049472														
Election Day	0	0.00%	0	0.00%	0	0.00%	0	0.00%	0	0.00%	0	0.00%	0	0.00%
Vote by Mail	28	8.64%	2	0.62%	16	4.94%	0	0.00%	0	0.00%	2	0.62%	0	0.00%
Canvass	0	0.00%	0	0.00%	0	0.00%	0	0.00%	0	0.00%	0	0.00%	0	0.00%
Total	28	8.12%	2	0.58%	16	4.64%	0	0.00%	0	0.00%	2	0.58%	0	0.00%

Precinct	MAJOR SINGH (NPP)		DOUG OSE (REP)		Write-in		Total Votes	ROXANNE Qualified Write In		STACY SMITH Qualified Write In		MAJOR WILLIAMS Qualified Write In	
0049263													
Election Day	0	0.00%	0	0.00%	0	0.00%	21	0	0.00%	0	0.00%	0	0.00%
Vote by Mail	2	0.54%	4	1.08%	0	0.00%	370	0	0.00%	0	0.00%	0	0.00%
Canvass	0	0.00%	0	0.00%	0	0.00%	3	0	0.00%	0	0.00%	0	0.00%
Total	2	0.51%	4	1.02%	0	0.00%	394	0	0.00%	0	0.00%	0	0.00%
0049304													
Election Day	0	0.00%	1	5.00%	0	0.00%	20	0	0.00%	0	0.00%	0	0.00%
Vote by Mail	1	0.35%	4	1.42%	0	0.00%	282	0	0.00%	0	0.00%	0	0.00%
Canvass	0	0.00%	0	0.00%	0	0.00%	5	0	0.00%	0	0.00%	0	0.00%
Total	1	0.33%	5	1.63%	0	0.00%	307	0	0.00%	0	0.00%	0	0.00%
0049373													
Election Day	0	0.00%	0	0.00%	0	0.00%	9	0	0.00%	0	0.00%	0	0.00%
Vote by Mail	1	0.38%	3	1.14%	0	0.00%	264	0	0.00%	0	0.00%	0	0.00%
Canvass	0	0.00%	0	0.00%	0	0.00%	3	0	0.00%	0	0.00%	0	0.00%
Total	1	0.36%	3	1.09%	0	0.00%	276	0	0.00%	0	0.00%	0	0.00%
0049413													
Election Day	0	0.00%	0	0.00%	0	0.00%	15	0	0.00%	0	0.00%	0	0.00%
Vote by Mail	0	0.00%	4	1.68%	0	0.00%	238	0	0.00%	0	0.00%	0	0.00%
Canvass	0	0.00%	0	0.00%	0	0.00%	1	0	0.00%	0	0.00%	0	0.00%
Total	0	0.00%	4	1.57%	0	0.00%	254	0	0.00%	0	0.00%	0	0.00%
0049457													
Election Day	0	0.00%	0	0.00%	0	0.00%	17	0	0.00%	0	0.00%	0	0.00%
Vote by Mail	2	0.88%	1	0.44%	0	0.00%	226	0	0.00%	0	0.00%	0	0.00%
Canvass	0	0.00%	0	0.00%	0	0.00%	3	0	0.00%	0	0.00%	0	0.00%
Total	2	0.81%	1	0.41%	0	0.00%	246	0	0.00%	0	0.00%	0	0.00%
0049472													
Election Day	0	0.00%	2	10.00%	0	0.00%	20	0	0.00%	0	0.00%	0	0.00%
Vote by Mail	2	0.62%	2	0.62%	0	0.00%	324	0	0.00%	0	0.00%	0	0.00%
Canvass	0	0.00%	0	0.00%	0	0.00%	1	0	0.00%	0	0.00%	0	0.00%
Total	2	0.58%	4	1.16%	0	0.00%	345	0	0.00%	0	0.00%	0	0.00%

Precinct	THUY E. HUGENS Qualified Write In		MIKI HABRYN Qualified Write In		VINCE LUNDGREN Qualified Write In		VIVEK B. MOHAN Qualified Write In	
0049263								
Election Day	0	0.00%	0	0.00%	0	0.00%	0	0.00%
Vote by Mail	0	0.00%	0	0.00%	0	0.00%	0	0.00%
Canvass	0	0.00%	0	0.00%	0	0.00%	0	0.00%
Total	0	0.00%	0	0.00%	0	0.00%	0	0.00%
0049304								
Election Day	0	0.00%	0	0.00%	0	0.00%	0	0.00%
Vote by Mail	0	0.00%	0	0.00%	0	0.00%	0	0.00%
Canvass	0	0.00%	0	0.00%	0	0.00%	0	0.00%
Total	0	0.00%	0	0.00%	0	0.00%	0	0.00%
0049373								
Election Day	0	0.00%	0	0.00%	0	0.00%	0	0.00%
Vote by Mail	0	0.00%	0	0.00%	0	0.00%	0	0.00%
Canvass	0	0.00%	0	0.00%	0	0.00%	0	0.00%
Total	0	0.00%	0	0.00%	0	0.00%	0	0.00%
0049413								
Election Day	0	0.00%	0	0.00%	0	0.00%	0	0.00%
Vote by Mail	0	0.00%	0	0.00%	0	0.00%	0	0.00%
Canvass	0	0.00%	0	0.00%	0	0.00%	0	0.00%
Total	0	0.00%	0	0.00%	0	0.00%	0	0.00%
0049457								
Election Day	0	0.00%	0	0.00%	0	0.00%	0	0.00%
Vote by Mail	0	0.00%	0	0.00%	0	0.00%	0	0.00%
Canvass	0	0.00%	0	0.00%	0	0.00%	0	0.00%
Total	0	0.00%	0	0.00%	0	0.00%	0	0.00%
0049472								
Election Day	0	0.00%	0	0.00%	0	0.00%	0	0.00%
Vote by Mail	0	0.00%	0	0.00%	0	0.00%	0	0.00%
Canvass	0	0.00%	0	0.00%	0	0.00%	0	0.00%
Total	0	0.00%	0	0.00%	0	0.00%	0	0.00%

Precinct	Times Cast	Registered Voters	Undervotes	Overvotes
0049503				
Election Day	31	1,876	8	0
Vote by Mail	859	1,876	519	9
Canvass	10	1,876	8	0
Total	900	1,876	535	9
0049596				
Election Day	33	1,602	6	0
Vote by Mail	819	1,602	492	5
Canvass	7	1,602	3	0
Total	859	1,602	501	5
0049610				
Election Day	50	1,602	15	0
Vote by Mail	743	1,602	418	4
Canvass	6	1,602	2	0
Total	799	1,602	435	4
0049629				
Election Day	33	1,623	11	0
Vote by Mail	661	1,623	379	4
Canvass	1	1,623	1	0
Total	695	1,623	391	4
0049732				
Election Day	19	1,534	1	0
Vote by Mail	848	1,534	451	0
Canvass	9	1,534	6	0
Total	876	1,534	458	0
0049740				
Election Day	39	1,760	10	0
Vote by Mail	886	1,760	501	5
Canvass	6	1,760	1	0
Total	931	1,760	512	5

Precinct	DAN KAPELOVITZ (G-P)		KEVIN K. KAUL (NPP)	
0049503				
Election Day	0	0.00%	0	0.00%
Vote by Mail	1	0.30%	0	0.00%
Canvass	0	0.00%	0	0.00%
Total	1	0.28%	0	0.00%
0049596				
Election Day	0	0.00%	0	0.00%
Vote by Mail	2	0.62%	0	0.00%
Canvass	0	0.00%	0	0.00%
Total	2	0.57%	0	0.00%
0049610				
Election Day	0	0.00%	0	0.00%
Vote by Mail	0	0.00%	0	0.00%
Canvass	0	0.00%	0	0.00%
Total	0	0.00%	0	0.00%
0049629				
Election Day	0	0.00%	0	0.00%
Vote by Mail	1	0.36%	1	0.36%
Canvass	0		0	
Total	1	0.33%	1	0.33%
0049732				
Election Day	0	0.00%	0	0.00%
Vote by Mail	2	0.50%	0	0.00%
Canvass	0	0.00%	0	0.00%
Total	2	0.48%	0	0.00%
0049740				
Election Day	0	0.00%	0	0.00%
Vote by Mail	2	0.53%	0	0.00%
Canvass	0	0.00%	0	0.00%
Total	2	0.48%	0	0.00%

Precinct	CHAUNCEY "SLIM" KILLENS (REP)		KEVIN KILEY (REP)		PATRICK KILPATRICK (DEM)		ANTHONY TRIMINO (REP)		JOEL VENTRESCA (DEM)		KEVIN L. FAULCONER (REP)		RHONDA FURIN (REP)	
0049503														
Election Day	0	0.00%	1	4.35%	1	4.35%	0	0.00%	0	0.00%	0	0.00%	1	4.35%
Vote by Mail	0	0.00%	12	3.63%	6	1.81%	0	0.00%	12	3.63%	12	3.63%	1	0.30%
Canvass	0	0.00%	0	0.00%	0	0.00%	0	0.00%	0	0.00%	0	0.00%	0	0.00%
Total	0	0.00%	13	3.65%	7	1.97%	0	0.00%	12	3.37%	12	3.37%	2	0.56%
0049596														
Election Day	0	0.00%	0	0.00%	1	3.70%	0	0.00%	0	0.00%	0	0.00%	0	0.00%
Vote by Mail	0	0.00%	11	3.42%	2	0.62%	0	0.00%	5	1.55%	25	7.76%	7	2.17%
Canvass	0	0.00%	0	0.00%	0	0.00%	0	0.00%	0	0.00%	0	0.00%	1	25.00%
Total	0	0.00%	11	3.12%	3	0.85%	0	0.00%	5	1.42%	25	7.08%	8	2.27%
0049610														
Election Day	0	0.00%	1	2.86%	0	0.00%	0	0.00%	0	0.00%	0	0.00%	0	0.00%
Vote by Mail	0	0.00%	23	7.17%	4	1.25%	0	0.00%	5	1.56%	15	4.67%	2	0.62%
Canvass	0	0.00%	1	25.00%	0	0.00%	0	0.00%	0	0.00%	0	0.00%	0	0.00%
Total	0	0.00%	25	6.94%	4	1.11%	0	0.00%	5	1.39%	15	4.17%	2	0.56%
0049629														
Election Day	0	0.00%	1	4.55%	1	4.55%	0	0.00%	0	0.00%	0	0.00%	0	0.00%
Vote by Mail	0	0.00%	13	4.68%	3	1.08%	1	0.36%	6	2.16%	22	7.91%	1	0.36%
Canvass	0		0		0		0		0		0		0	
Total	0	0.00%	14	4.67%	4	1.33%	1	0.33%	6	2.00%	22	7.33%	1	0.33%
0049732														
Election Day	0	0.00%	2	11.11%	0	0.00%	0	0.00%	0	0.00%	2	11.11%	0	0.00%
Vote by Mail	0	0.00%	9	2.27%	4	1.01%	0	0.00%	15	3.78%	20	5.04%	1	0.25%
Canvass	0	0.00%	0	0.00%	0	0.00%	0	0.00%	0	0.00%	0	0.00%	0	0.00%
Total	0	0.00%	11	2.63%	4	0.96%	0	0.00%	15	3.59%	22	5.26%	1	0.24%
0049740														
Election Day	0	0.00%	1	3.45%	0	0.00%	0	0.00%	0	0.00%	0	0.00%	0	0.00%
Vote by Mail	0	0.00%	18	4.74%	5	1.32%	1	0.26%	9	2.37%	16	4.21%	2	0.53%
Canvass	0	0.00%	1	20.00%	0	0.00%	0	0.00%	0	0.00%	0	0.00%	0	0.00%
Total	0	0.00%	20	4.83%	5	1.21%	1	0.24%	9	2.17%	16	3.86%	2	0.48%

Precinct	ROBERT C. NEWMAN II (REP)		DENNIS RICHTER (NPP)		BRANDON M. ROSS (DEM)		SAM L. GALLUCCI (REP)		TED GAINES (REP)		CAITLYN JENNER (REP)		LEO S. ZACKY (REP)	
0049503														
Election Day	0	0.00%	0	0.00%	5	21.74%	1	4.35%	0	0.00%	0	0.00%	0	0.00%
Vote by Mail	2	0.60%	0	0.00%	36	10.88%	0	0.00%	3	0.91%	5	1.51%	0	0.00%
Canvass	0	0.00%	0	0.00%	0	0.00%	0	0.00%	0	0.00%	0	0.00%	0	0.00%
Total	2	0.56%	0	0.00%	41	11.52%	1	0.28%	3	0.84%	5	1.40%	0	0.00%
0049596														
Election Day	0	0.00%	0	0.00%	0	0.00%	0	0.00%	0	0.00%	1	3.70%	0	0.00%
Vote by Mail	4	1.24%	0	0.00%	33	10.25%	0	0.00%	7	2.17%	3	0.93%	0	0.00%
Canvass	1	25.00%	0	0.00%	1	25.00%	0	0.00%	0	0.00%	0	0.00%	0	0.00%
Total	5	1.42%	0	0.00%	34	9.63%	0	0.00%	7	1.98%	4	1.13%	0	0.00%
0049610														
Election Day	0	0.00%	0	0.00%	5	14.29%	0	0.00%	2	5.71%	1	2.86%	0	0.00%
Vote by Mail	3	0.93%	0	0.00%	32	9.97%	3	0.93%	3	0.93%	1	0.31%	1	0.31%
Canvass	0	0.00%	0	0.00%	1	25.00%	1	25.00%	0	0.00%	0	0.00%	0	0.00%
Total	3	0.83%	0	0.00%	38	10.56%	4	1.11%	5	1.39%	2	0.56%	1	0.28%
0049629														
Election Day	0	0.00%	0	0.00%	1	4.55%	0	0.00%	0	0.00%	0	0.00%	0	0.00%
Vote by Mail	1	0.36%	0	0.00%	20	7.19%	0	0.00%	3	1.08%	2	0.72%	0	0.00%
Canvass	0		0		0		0		0		0		0	
Total	1	0.33%	0	0.00%	21	7.00%	0	0.00%	3	1.00%	2	0.67%	0	0.00%
0049732														
Election Day	1	5.56%	0	0.00%	1	5.56%	0	0.00%	0	0.00%	0	0.00%	0	0.00%
Vote by Mail	2	0.50%	2	0.50%	49	12.34%	2	0.50%	8	2.02%	5	1.26%	0	0.00%
Canvass	0	0.00%	0	0.00%	0	0.00%	0	0.00%	0	0.00%	0	0.00%	0	0.00%
Total	3	0.72%	2	0.48%	50	11.96%	2	0.48%	8	1.91%	5	1.20%	0	0.00%
0049740														
Election Day	0	0.00%	0	0.00%	4	13.79%	0	0.00%	1	3.45%	0	0.00%	0	0.00%
Vote by Mail	2	0.53%	0	0.00%	34	8.95%	0	0.00%	3	0.79%	6	1.58%	0	0.00%
Canvass	0	0.00%	0	0.00%	0	0.00%	0	0.00%	0	0.00%	0	0.00%	0	0.00%
Total	2	0.48%	0	0.00%	38	9.18%	0	0.00%	4	0.97%	6	1.45%	0	0.00%

Precinct	JENNY RAE LE ROUX (REP)		DAVID LOZANO (REP)		STEVE CHAVEZ LODGE (REP)		MICHAEL LOEBS (NPP)		DENIS LUCEY (NPP)		DIEGO MARTINEZ (REP)		JEREMIAH "JEREMY" MARCINIAK (NPP)	
0049503														
Election Day	0	0.00%	0	0.00%	0	0.00%	0	0.00%	0	0.00%	0	0.00%	0	0.00%
Vote by Mail	0	0.00%	2	0.60%	0	0.00%	1	0.30%	0	0.00%	0	0.00%	0	0.00%
Canvass	0	0.00%	0	0.00%	0	0.00%	0	0.00%	0	0.00%	0	0.00%	0	0.00%
Total	0	0.00%	2	0.56%	0	0.00%	1	0.28%	0	0.00%	0	0.00%	0	0.00%
0049596														
Election Day	0	0.00%	0	0.00%	0	0.00%	0	0.00%	0	0.00%	0	0.00%	0	0.00%
Vote by Mail	1	0.31%	1	0.31%	0	0.00%	4	1.24%	0	0.00%	1	0.31%	0	0.00%
Canvass	0	0.00%	0	0.00%	0	0.00%	0	0.00%	0	0.00%	0	0.00%	0	0.00%
Total	1	0.28%	1	0.28%	0	0.00%	4	1.13%	0	0.00%	1	0.28%	0	0.00%
0049610														
Election Day	0	0.00%	0	0.00%	0	0.00%	0	0.00%	0	0.00%	0	0.00%	0	0.00%
Vote by Mail	0	0.00%	1	0.31%	2	0.62%	1	0.31%	0	0.00%	0	0.00%	0	0.00%
Canvass	0	0.00%	0	0.00%	0	0.00%	0	0.00%	0	0.00%	0	0.00%	0	0.00%
Total	0	0.00%	1	0.28%	2	0.56%	1	0.28%	0	0.00%	0	0.00%	0	0.00%
0049629														
Election Day	0	0.00%	0	0.00%	0	0.00%	0	0.00%	0	0.00%	0	0.00%	0	0.00%
Vote by Mail	0	0.00%	0	0.00%	0	0.00%	2	0.72%	1	0.36%	0	0.00%	0	0.00%
Canvass	0		0		0		0		0		0		0	
Total	0	0.00%	0	0.00%	0	0.00%	2	0.67%	1	0.33%	0	0.00%	0	0.00%
0049732														
Election Day	0	0.00%	0	0.00%	0	0.00%	0	0.00%	0	0.00%	0	0.00%	0	0.00%
Vote by Mail	0	0.00%	0	0.00%	0	0.00%	2	0.50%	0	0.00%	2	0.50%	0	0.00%
Canvass	0	0.00%	0	0.00%	0	0.00%	0	0.00%	0	0.00%	0	0.00%	0	0.00%
Total	0	0.00%	0	0.00%	0	0.00%	2	0.48%	0	0.00%	2	0.48%	0	0.00%
0049740														
Election Day	0	0.00%	0	0.00%	0	0.00%	0	0.00%	0	0.00%	0	0.00%	0	0.00%
Vote by Mail	1	0.26%	2	0.53%	1	0.26%	0	0.00%	0	0.00%	0	0.00%	0	0.00%
Canvass	0	0.00%	1	20.00%	0	0.00%	0	0.00%	0	0.00%	0	0.00%	0	0.00%
Total	1	0.24%	3	0.72%	1	0.24%	0	0.00%	0	0.00%	0	0.00%	0	0.00%

Precinct	DANIEL MERCURI (REP)		JACQUELINE MCGOWAN (DEM)		DAVID MOORE (NPP)		DAVID ALEXANDER BRAMANTE (REP)		HOLLY L. BAADE (DEM)		ANGELYNE (NPP)		JAMES G. HANINK (NPP)	
0049503														
Election Day	0	0.00%	0	0.00%	0	0.00%	0	0.00%	0	0.00%	0	0.00%	0	0.00%
Vote by Mail	0	0.00%	19	5.74%	1	0.30%	0	0.00%	8	2.42%	0	0.00%	0	0.00%
Canvass	0	0.00%	0	0.00%	0	0.00%	0	0.00%	0	0.00%	0	0.00%	0	0.00%
Total	0	0.00%	19	5.34%	1	0.28%	0	0.00%	8	2.25%	0	0.00%	0	0.00%
0049596														
Election Day	0	0.00%	0	0.00%	0	0.00%	0	0.00%	0	0.00%	0	0.00%	0	0.00%
Vote by Mail	1	0.31%	22	6.83%	2	0.62%	0	0.00%	4	1.24%	0	0.00%	0	0.00%
Canvass	0	0.00%	0	0.00%	0	0.00%	0	0.00%	0	0.00%	0	0.00%	0	0.00%
Total	1	0.28%	22	6.23%	2	0.57%	0	0.00%	4	1.13%	0	0.00%	0	0.00%
0049610														
Election Day	0	0.00%	2	5.71%	0	0.00%	0	0.00%	1	2.86%	0	0.00%	0	0.00%
Vote by Mail	0	0.00%	17	5.30%	3	0.93%	0	0.00%	9	2.80%	0	0.00%	0	0.00%
Canvass	0	0.00%	0	0.00%	0	0.00%	0	0.00%	0	0.00%	0	0.00%	0	0.00%
Total	0	0.00%	19	5.28%	3	0.83%	0	0.00%	10	2.78%	0	0.00%	0	0.00%
0049629														
Election Day	0	0.00%	2	9.09%	0	0.00%	0	0.00%	0	0.00%	0	0.00%	0	0.00%
Vote by Mail	0	0.00%	21	7.55%	2	0.72%	0	0.00%	4	1.44%	1	0.36%	0	0.00%
Canvass	0		0		0		0		0		0		0	
Total	0	0.00%	23	7.67%	2	0.67%	0	0.00%	4	1.33%	1	0.33%	0	0.00%
0049732														
Election Day	0	0.00%	0	0.00%	0	0.00%	0	0.00%	0	0.00%	0	0.00%	0	0.00%
Vote by Mail	0	0.00%	24	6.05%	2	0.50%	0	0.00%	5	1.26%	1	0.25%	2	0.50%
Canvass	0	0.00%	1	33.33%	0	0.00%	0	0.00%	0	0.00%	0	0.00%	0	0.00%
Total	0	0.00%	25	5.98%	2	0.48%	0	0.00%	5	1.20%	1	0.24%	2	0.48%
0049740														
Election Day	0	0.00%	2	6.90%	0	0.00%	0	0.00%	0	0.00%	0	0.00%	0	0.00%
Vote by Mail	0	0.00%	14	3.68%	4	1.05%	0	0.00%	6	1.58%	0	0.00%	0	0.00%
Canvass	0	0.00%	0	0.00%	0	0.00%	0	0.00%	0	0.00%	0	0.00%	0	0.00%
Total	0	0.00%	16	3.86%	4	0.97%	0	0.00%	6	1.45%	0	0.00%	0	0.00%

Precinct	DAVID HILLBERG (REP)		JEFF HEWITT (LIB)		JOHN R. DRAKE (DEM)		LARRY A. ELDER (REP)		KEVIN PAFFRATH (DEM)		ADAM PAPAGAN (NPP)		ARMANDO "MANDO" PEREZ- SERRATO (DEM)	
0049503														
Election Day	0	0.00%	0	0.00%	0	0.00%	11	47.83%	1	4.35%	0	0.00%	1	4.35%
Vote by Mail	0	0.00%	4	1.21%	2	0.60%	129	38.97%	25	7.55%	0	0.00%	6	1.81%
Canvass	0	0.00%	0	0.00%	0	0.00%	1	50.00%	0	0.00%	0	0.00%	0	0.00%
Total	0	0.00%	4	1.12%	2	0.56%	141	39.61%	26	7.30%	0	0.00%	7	1.97%
0049596														
Election Day	0	0.00%	0	0.00%	1	3.70%	24	88.89%	0	0.00%	0	0.00%	0	0.00%
Vote by Mail	0	0.00%	1	0.31%	3	0.93%	130	40.37%	13	4.04%	0	0.00%	3	0.93%
Canvass	0	0.00%	0	0.00%	0	0.00%	1	25.00%	0	0.00%	0	0.00%	0	0.00%
Total	0	0.00%	1	0.28%	4	1.13%	155	43.91%	13	3.68%	0	0.00%	3	0.85%
0049610														
Election Day	0	0.00%	0	0.00%	0	0.00%	19	54.29%	1	2.86%	0	0.00%	1	2.86%
Vote by Mail	1	0.31%	6	1.87%	1	0.31%	106	33.02%	31	9.66%	1	0.31%	4	1.25%
Canvass	0	0.00%	0	0.00%	0	0.00%	1	25.00%	0	0.00%	0	0.00%	0	0.00%
Total	1	0.28%	6	1.67%	1	0.28%	126	35.00%	32	8.89%	1	0.28%	5	1.39%
0049629														
Election Day	0	0.00%	0	0.00%	0	0.00%	13	59.09%	0	0.00%	0	0.00%	0	0.00%
Vote by Mail	0	0.00%	3	1.08%	6	2.16%	88	31.65%	41	14.75%	0	0.00%	6	2.16%
Canvass	0		0		0		0		0		0		0	
Total	0	0.00%	3	1.00%	6	2.00%	101	33.67%	41	13.67%	0	0.00%	6	2.00%
0049732														
Election Day	0	0.00%	0	0.00%	0	0.00%	10	55.56%	1	5.56%	0	0.00%	0	0.00%
Vote by Mail	0	0.00%	5	1.26%	0	0.00%	147	37.03%	47	11.84%	0	0.00%	4	1.01%
Canvass	0	0.00%	0	0.00%	0	0.00%	2	66.67%	0	0.00%	0	0.00%	0	0.00%
Total	0	0.00%	5	1.20%	0	0.00%	159	38.04%	48	11.48%	0	0.00%	4	0.96%
0049740														
Election Day	0	0.00%	0	0.00%	0	0.00%	16	55.17%	3	10.34%	0	0.00%	0	0.00%
Vote by Mail	0	0.00%	2	0.53%	7	1.84%	144	37.89%	58	15.26%	0	0.00%	12	3.16%
Canvass	0	0.00%	0	0.00%	0	0.00%	3	60.00%	0	0.00%	0	0.00%	0	0.00%
Total	0	0.00%	2	0.48%	7	1.69%	163	39.37%	61	14.73%	0	0.00%	12	2.90%

Precinct	JOHN COX (REP)		HEATHER COLLINS (G-P)		DANIEL WATTS (DEM)		NICKOLAS WILDSTAR (REP)		SARAH STEPHENS (REP)		DENVER STONER (REP)		JOE M. SYMMON (REP)	
0049503														
Election Day	0	0.00%	0	0.00%	1	4.35%	0	0.00%	0	0.00%	0	0.00%	0	0.00%
Vote by Mail	24	7.25%	2	0.60%	5	1.51%	0	0.00%	4	1.21%	0	0.00%	1	0.30%
Canvass	0	0.00%	0	0.00%	1	50.00%	0	0.00%	0	0.00%	0	0.00%	0	0.00%
Total	24	6.74%	2	0.56%	7	1.97%	0	0.00%	4	1.12%	0	0.00%	1	0.28%
0049596														
Election Day	0	0.00%	0	0.00%	0	0.00%	0	0.00%	0	0.00%	0	0.00%	0	0.00%
Vote by Mail	10	3.11%	0	0.00%	15	4.66%	0	0.00%	1	0.31%	2	0.62%	1	0.31%
Canvass	0	0.00%	0	0.00%	0	0.00%	0	0.00%	0	0.00%	0	0.00%	0	0.00%
Total	10	2.83%	0	0.00%	15	4.25%	0	0.00%	1	0.28%	2	0.57%	1	0.28%
0049610														
Election Day	0	0.00%	0	0.00%	1	2.86%	0	0.00%	0	0.00%	0	0.00%	0	0.00%
Vote by Mail	17	5.30%	2	0.62%	16	4.98%	0	0.00%	3	0.93%	1	0.31%	0	0.00%
Canvass	0	0.00%	0	0.00%	0	0.00%	0	0.00%	0	0.00%	0	0.00%	0	0.00%
Total	17	4.72%	2	0.56%	17	4.72%	0	0.00%	3	0.83%	1	0.28%	0	0.00%
0049629														
Election Day	2	9.09%	0	0.00%	2	9.09%	0	0.00%	0	0.00%	0	0.00%	0	0.00%
Vote by Mail	10	3.60%	0	0.00%	17	6.12%	0	0.00%	1	0.36%	0	0.00%	0	0.00%
Canvass	0		0		0		0		0		0		0	
Total	12	4.00%	0	0.00%	19	6.33%	0	0.00%	1	0.33%	0	0.00%	0	0.00%
0049732														
Election Day	1	5.56%	0	0.00%	0	0.00%	0	0.00%	0	0.00%	0	0.00%	0	0.00%
Vote by Mail	17	4.28%	0	0.00%	11	2.77%	0	0.00%	0	0.00%	1	0.25%	0	0.00%
Canvass	0	0.00%	0	0.00%	0	0.00%	0	0.00%	0	0.00%	0	0.00%	0	0.00%
Total	18	4.31%	0	0.00%	11	2.63%	0	0.00%	0	0.00%	1	0.24%	0	0.00%
0049740														
Election Day	0	0.00%	0	0.00%	1	3.45%	0	0.00%	0	0.00%	0	0.00%	0	0.00%
Vote by Mail	13	3.42%	1	0.26%	12	3.16%	0	0.00%	1	0.26%	1	0.26%	0	0.00%
Canvass	0	0.00%	0	0.00%	0	0.00%	0	0.00%	0	0.00%	0	0.00%	0	0.00%
Total	13	3.14%	1	0.24%	13	3.14%	0	0.00%	1	0.24%	1	0.24%	0	0.00%

Precinct	MAJOR SINGH (NPP)		DOUG OSE (REP)		Write-in		Total Votes	ROXANNE Qualified Write In		STACY SMITH Qualified Write In		MAJOR WILLIAMS Qualified Write In	
0049503													
Election Day	0	0.00%	0	0.00%	0	0.00%	23	0	0.00%	0	0.00%	0	0.00%
Vote by Mail	4	1.21%	4	1.21%	0	0.00%	331	0	0.00%	0	0.00%	0	0.00%
Canvass	0	0.00%	0	0.00%	0	0.00%	2	0	0.00%	0	0.00%	0	0.00%
Total	4	1.12%	4	1.12%	0	0.00%	356	0	0.00%	0	0.00%	0	0.00%
0049596													
Election Day	0	0.00%	0	0.00%	0	0.00%	27	0	0.00%	0	0.00%	0	0.00%
Vote by Mail	2	0.62%	6	1.86%	0	0.00%	322	0	0.00%	0	0.00%	0	0.00%
Canvass	0	0.00%	0	0.00%	0	0.00%	4	0	0.00%	0	0.00%	0	0.00%
Total	2	0.57%	6	1.70%	0	0.00%	353	0	0.00%	0	0.00%	0	0.00%
0049610													
Election Day	0	0.00%	1	2.86%	0	0.00%	35	0	0.00%	0	0.00%	0	0.00%
Vote by Mail	1	0.31%	6	1.87%	0	0.00%	321	0	0.00%	0	0.00%	0	0.00%
Canvass	0	0.00%	0	0.00%	0	0.00%	4	0	0.00%	0	0.00%	0	0.00%
Total	1	0.28%	7	1.94%	0	0.00%	360	0	0.00%	0	0.00%	0	0.00%
0049629													
Election Day	0	0.00%	0	0.00%	0	0.00%	22	0	0.00%	0	0.00%	0	0.00%
Vote by Mail	0	0.00%	1	0.36%	0	0.00%	278	0	0.00%	0	0.00%	0	0.00%
Canvass	0		0		0		0	0		0		0	
Total	0	0.00%	1	0.33%	0	0.00%	300	0	0.00%	0	0.00%	0	0.00%
0049732													
Election Day	0	0.00%	0	0.00%	0	0.00%	18	0	0.00%	0	0.00%	0	0.00%
Vote by Mail	6	1.51%	2	0.50%	0	0.00%	397	0	0.00%	0	0.00%	0	0.00%
Canvass	0	0.00%	0	0.00%	0	0.00%	3	0	0.00%	0	0.00%	0	0.00%
Total	6	1.44%	2	0.48%	0	0.00%	418	0	0.00%	0	0.00%	0	0.00%
0049740													
Election Day	0	0.00%	1	3.45%	0	0.00%	29	0	0.00%	0	0.00%	0	0.00%
Vote by Mail	2	0.53%	1	0.26%	0	0.00%	380	0	0.00%	0	0.00%	0	0.00%
Canvass	0	0.00%	0	0.00%	0	0.00%	5	0	0.00%	0	0.00%	0	0.00%
Total	2	0.48%	2	0.48%	0	0.00%	414	0	0.00%	0	0.00%	0	0.00%

Precinct	THUY E. HUGENS Qualified Write In		MIKI HABRYN Qualified Write In		VINCE LUNDGREN Qualified Write In		VIVEK B. MOHAN Qualified Write In	
0049503								
Election Day	0	0.00%	0	0.00%	0	0.00%	0	0.00%
Vote by Mail	0	0.00%	0	0.00%	0	0.00%	0	0.00%
Canvass	0	0.00%	0	0.00%	0	0.00%	0	0.00%
Total	0	0.00%	0	0.00%	0	0.00%	0	0.00%
0049596								
Election Day	0	0.00%	0	0.00%	0	0.00%	0	0.00%
Vote by Mail	0	0.00%	0	0.00%	0	0.00%	0	0.00%
Canvass	0	0.00%	0	0.00%	0	0.00%	0	0.00%
Total	0	0.00%	0	0.00%	0	0.00%	0	0.00%
0049610								
Election Day	0	0.00%	0	0.00%	0	0.00%	0	0.00%
Vote by Mail	0	0.00%	0	0.00%	0	0.00%	0	0.00%
Canvass	0	0.00%	0	0.00%	0	0.00%	0	0.00%
Total	0	0.00%	0	0.00%	0	0.00%	0	0.00%
0049629								
Election Day	0	0.00%	0	0.00%	0	0.00%	0	0.00%
Vote by Mail	0	0.00%	0	0.00%	0	0.00%	0	0.00%
Canvass	0		0		0		0	
Total	0	0.00%	0	0.00%	0	0.00%	0	0.00%
0049732								
Election Day	0	0.00%	0	0.00%	0	0.00%	0	0.00%
Vote by Mail	0	0.00%	0	0.00%	0	0.00%	0	0.00%
Canvass	0	0.00%	0	0.00%	0	0.00%	0	0.00%
Total	0	0.00%	0	0.00%	0	0.00%	0	0.00%
0049740								
Election Day	0	0.00%	0	0.00%	0	0.00%	0	0.00%
Vote by Mail	0	0.00%	0	0.00%	0	0.00%	0	0.00%
Canvass	0	0.00%	0	0.00%	0	0.00%	0	0.00%
Total	0	0.00%	0	0.00%	0	0.00%	0	0.00%

Precinct	Times Cast	Registered Voters	Undervotes	Overvotes
0049802				
Election Day	25	1,434	9	0
Vote by Mail	710	1,434	443	4
Canvass	7	1,434	2	0
Total	742	1,434	454	4
0049834				
Election Day	29	1,540	6	0
Vote by Mail	686	1,540	408	3
Canvass	11	1,540	3	0
Total	726	1,540	417	3
0049959				
Election Day	31	1,539	9	0
Vote by Mail	737	1,539	408	3
Canvass	4	1,539	2	0
Total	772	1,539	419	3
0049981				
Election Day	0	0	0	0
Vote by Mail	0	0	0	0
Canvass	0	0	0	0
Total	0	0	0	0
0051127				
Election Day	47	1,423	13	0
Vote by Mail	849	1,423	344	2
Canvass	9	1,423	2	0
Total	905	1,423	359	2
0051180				
Election Day	56	1,694	12	0
Vote by Mail	894	1,694	404	2
Canvass	7	1,694	2	0
Total	957	1,694	418	2

Precinct	DAN KAPELOVITZ (G-P)		KEVIN K. KAUL (NPP)	
0049802				
Election Day	1	6.25%	0	0.00%
Vote by Mail	9	3.42%	0	0.00%
Canvass	0	0.00%	0	0.00%
Total	10	3.52%	0	0.00%
0049834				
Election Day	0	0.00%	0	0.00%
Vote by Mail	2	0.73%	0	0.00%
Canvass	0	0.00%	0	0.00%
Total	2	0.65%	0	0.00%
0049959				
Election Day	0	0.00%	0	0.00%
Vote by Mail	0	0.00%	0	0.00%
Canvass	0	0.00%	0	0.00%
Total	0	0.00%	0	0.00%
0049981				
Election Day	0		0	
Vote by Mail	0		0	
Canvass	0		0	
Total	0		0	
0051127				
Election Day	2	5.88%	0	0.00%
Vote by Mail	10	1.99%	0	0.00%
Canvass	2	28.57%	0	0.00%
Total	14	2.57%	0	0.00%
0051180				
Election Day	0	0.00%	0	0.00%
Vote by Mail	9	1.84%	1	0.20%
Canvass	0	0.00%	0	0.00%
Total	9	1.68%	1	0.19%

Precinct	CHAUNCEY "SLIM" KILLENS (REP)		KEVIN KILEY (REP)		PATRICK KILPATRICK (DEM)		ANTHONY TRIMINO (REP)		JOEL VENTRESCA (DEM)		KEVIN L. FAULCONER (REP)		RHONDA FURIN (REP)	
0049802														
Election Day	0	0.00%	0	0.00%	0	0.00%	0	0.00%	0	0.00%	1	6.25%	0	0.00%
Vote by Mail	0	0.00%	7	2.66%	6	2.28%	0	0.00%	3	1.14%	17	6.46%	1	0.38%
Canvass	0	0.00%	0	0.00%	0	0.00%	0	0.00%	1	20.00%	0	0.00%	0	0.00%
Total	0	0.00%	7	2.46%	6	2.11%	0	0.00%	4	1.41%	18	6.34%	1	0.35%
0049834														
Election Day	0	0.00%	3	13.04%	0	0.00%	0	0.00%	0	0.00%	1	4.35%	0	0.00%
Vote by Mail	0	0.00%	13	4.73%	1	0.36%	1	0.36%	3	1.09%	8	2.91%	1	0.36%
Canvass	0	0.00%	0	0.00%	0	0.00%	0	0.00%	0	0.00%	0	0.00%	0	0.00%
Total	0	0.00%	16	5.23%	1	0.33%	1	0.33%	3	0.98%	9	2.94%	1	0.33%
0049959														
Election Day	0	0.00%	1	4.55%	0	0.00%	0	0.00%	0	0.00%	2	9.09%	0	0.00%
Vote by Mail	1	0.31%	19	5.83%	6	1.84%	2	0.61%	6	1.84%	19	5.83%	3	0.92%
Canvass	0	0.00%	0	0.00%	0	0.00%	0	0.00%	0	0.00%	0	0.00%	0	0.00%
Total	1	0.29%	20	5.71%	6	1.71%	2	0.57%	6	1.71%	21	6.00%	3	0.86%
0049981														
Election Day	0		0		0		0		0		0		0	
Vote by Mail	0		0		0		0		0		0		0	
Canvass	0		0		0		0		0		0		0	
Total	0		0		0		0		0		0		0	
0051127														
Election Day	0	0.00%	0	0.00%	0	0.00%	0	0.00%	0	0.00%	0	0.00%	0	0.00%
Vote by Mail	1	0.20%	18	3.58%	3	0.60%	0	0.00%	21	4.17%	48	9.54%	0	0.00%
Canvass	0	0.00%	0	0.00%	0	0.00%	0	0.00%	0	0.00%	0	0.00%	0	0.00%
Total	1	0.18%	18	3.31%	3	0.55%	0	0.00%	21	3.86%	48	8.82%	0	0.00%
0051180														
Election Day	0	0.00%	3	6.82%	0	0.00%	0	0.00%	0	0.00%	1	2.27%	1	2.27%
Vote by Mail	1	0.20%	21	4.30%	5	1.02%	0	0.00%	22	4.51%	43	8.81%	1	0.20%
Canvass	0	0.00%	0	0.00%	0	0.00%	0	0.00%	0	0.00%	0	0.00%	0	0.00%
Total	1	0.19%	24	4.47%	5	0.93%	0	0.00%	22	4.10%	44	8.19%	2	0.37%

Precinct	ROBERT C. NEWMAN II (REP)		DENNIS RICHTER (NPP)		BRANDON M. ROSS (DEM)		SAM L. GALLUCCI (REP)		TED GAINES (REP)		CAITLYN JENNER (REP)		LEO S. ZACKY (REP)	
0049802														
Election Day	0	0.00%	0	0.00%	2	12.50%	0	0.00%	0	0.00%	0	0.00%	0	0.00%
Vote by Mail	1	0.38%	4	1.52%	21	7.98%	0	0.00%	2	0.76%	5	1.90%	0	0.00%
Canvass	0	0.00%	0	0.00%	1	20.00%	1	20.00%	0	0.00%	0	0.00%	0	0.00%
Total	1	0.35%	4	1.41%	24	8.45%	1	0.35%	2	0.70%	5	1.76%	0	0.00%
0049834														
Election Day	0	0.00%	0	0.00%	3	13.04%	0	0.00%	0	0.00%	1	4.35%	0	0.00%
Vote by Mail	2	0.73%	0	0.00%	20	7.27%	1	0.36%	4	1.45%	5	1.82%	0	0.00%
Canvass	0	0.00%	0	0.00%	1	12.50%	0	0.00%	0	0.00%	0	0.00%	0	0.00%
Total	2	0.65%	0	0.00%	24	7.84%	1	0.33%	4	1.31%	6	1.96%	0	0.00%
0049959														
Election Day	0	0.00%	0	0.00%	2	9.09%	0	0.00%	0	0.00%	0	0.00%	0	0.00%
Vote by Mail	1	0.31%	1	0.31%	26	7.98%	1	0.31%	0	0.00%	0	0.00%	1	0.31%
Canvass	0	0.00%	0	0.00%	0	0.00%	0	0.00%	0	0.00%	0	0.00%	0	0.00%
Total	1	0.29%	1	0.29%	28	8.00%	1	0.29%	0	0.00%	0	0.00%	1	0.29%
0049981														
Election Day	0		0		0		0		0		0		0	
Vote by Mail	0		0		0		0		0		0		0	
Canvass	0		0		0		0		0		0		0	
Total	0		0		0		0		0		0		0	
0051127														
Election Day	0	0.00%	1	2.94%	1	2.94%	0	0.00%	0	0.00%	0	0.00%	0	0.00%
Vote by Mail	0	0.00%	2	0.40%	41	8.15%	3	0.60%	10	1.99%	3	0.60%	2	0.40%
Canvass	0	0.00%	0	0.00%	1	14.29%	0	0.00%	0	0.00%	0	0.00%	0	0.00%
Total	0	0.00%	3	0.55%	43	7.90%	3	0.55%	10	1.84%	3	0.55%	2	0.37%
0051180														
Election Day	0	0.00%	0	0.00%	3	6.82%	0	0.00%	1	2.27%	1	2.27%	0	0.00%
Vote by Mail	1	0.20%	0	0.00%	20	4.10%	1	0.20%	8	1.64%	5	1.02%	0	0.00%
Canvass	0	0.00%	0	0.00%	0	0.00%	0	0.00%	0	0.00%	0	0.00%	0	0.00%
Total	1	0.19%	0	0.00%	23	4.28%	1	0.19%	9	1.68%	6	1.12%	0	0.00%

Precinct	JENNY RAE LE ROUX (REP)		DAVID LOZANO (REP)		STEVE CHAVEZ LODGE (REP)		MICHAEL LOEBBS (NPP)		DENIS LUCEY (NPP)		DIEGO MARTINEZ (REP)		JEREMIAH "JEREMY" MARCINIAK (NPP)	
0049802														
Election Day	0	0.00%	0	0.00%	0	0.00%	0	0.00%	0	0.00%	0	0.00%	0	0.00%
Vote by Mail	0	0.00%	0	0.00%	2	0.76%	0	0.00%	0	0.00%	0	0.00%	0	0.00%
Canvass	0	0.00%	0	0.00%	0	0.00%	0	0.00%	0	0.00%	0	0.00%	0	0.00%
Total	0	0.00%	0	0.00%	2	0.70%	0	0.00%	0	0.00%	0	0.00%	0	0.00%
0049834														
Election Day	0	0.00%	0	0.00%	0	0.00%	0	0.00%	0	0.00%	0	0.00%	0	0.00%
Vote by Mail	0	0.00%	1	0.36%	0	0.00%	1	0.36%	1	0.36%	2	0.73%	0	0.00%
Canvass	0	0.00%	0	0.00%	0	0.00%	0	0.00%	0	0.00%	0	0.00%	0	0.00%
Total	0	0.00%	1	0.33%	0	0.00%	1	0.33%	1	0.33%	2	0.65%	0	0.00%
0049959														
Election Day	0	0.00%	0	0.00%	0	0.00%	0	0.00%	0	0.00%	0	0.00%	0	0.00%
Vote by Mail	0	0.00%	1	0.31%	0	0.00%	0	0.00%	0	0.00%	0	0.00%	0	0.00%
Canvass	0	0.00%	0	0.00%	0	0.00%	0	0.00%	0	0.00%	0	0.00%	0	0.00%
Total	0	0.00%	1	0.29%	0	0.00%	0	0.00%	0	0.00%	0	0.00%	0	0.00%
0049981														
Election Day	0		0		0		0		0		0		0	
Vote by Mail	0		0		0		0		0		0		0	
Canvass	0		0		0		0		0		0		0	
Total	0		0		0		0		0		0		0	
0051127														
Election Day	0	0.00%	0	0.00%	0	0.00%	0	0.00%	0	0.00%	0	0.00%	0	0.00%
Vote by Mail	0	0.00%	1	0.20%	1	0.20%	2	0.40%	1	0.20%	0	0.00%	0	0.00%
Canvass	0	0.00%	0	0.00%	0	0.00%	0	0.00%	0	0.00%	0	0.00%	0	0.00%
Total	0	0.00%	1	0.18%	1	0.18%	2	0.37%	1	0.18%	0	0.00%	0	0.00%
0051180														
Election Day	0	0.00%	0	0.00%	0	0.00%	0	0.00%	0	0.00%	0	0.00%	0	0.00%
Vote by Mail	0	0.00%	1	0.20%	0	0.00%	0	0.00%	0	0.00%	0	0.00%	0	0.00%
Canvass	0	0.00%	0	0.00%	0	0.00%	0	0.00%	0	0.00%	0	0.00%	0	0.00%
Total	0	0.00%	1	0.19%	0	0.00%	0	0.00%	0	0.00%	0	0.00%	0	0.00%

Precinct	DANIEL MERCURI (REP)		JACQUELINE MCGOWAN (DEM)		DAVID MOORE (NPP)		DAVID ALEXANDER BRAMANTE (REP)		HOLLY L. BAADE (DEM)		ANGELYNE (NPP)		JAMES G. HANINK (NPP)	
0049802														
Election Day	0	0.00%	0	0.00%	0	0.00%	0	0.00%	0	0.00%	0	0.00%	0	0.00%
Vote by Mail	0	0.00%	22	8.37%	6	2.28%	0	0.00%	1	0.38%	1	0.38%	0	0.00%
Canvass	0	0.00%	2	40.00%	0	0.00%	0	0.00%	0	0.00%	0	0.00%	0	0.00%
Total	0	0.00%	24	8.45%	6	2.11%	0	0.00%	1	0.35%	1	0.35%	0	0.00%
0049834														
Election Day	0	0.00%	0	0.00%	0	0.00%	0	0.00%	0	0.00%	0	0.00%	0	0.00%
Vote by Mail	0	0.00%	11	4.00%	1	0.36%	1	0.36%	2	0.73%	1	0.36%	0	0.00%
Canvass	0	0.00%	3	37.50%	0	0.00%	0	0.00%	0	0.00%	0	0.00%	0	0.00%
Total	0	0.00%	14	4.58%	1	0.33%	1	0.33%	2	0.65%	1	0.33%	0	0.00%
0049959														
Election Day	0	0.00%	1	4.55%	0	0.00%	0	0.00%	0	0.00%	0	0.00%	0	0.00%
Vote by Mail	0	0.00%	19	5.83%	1	0.31%	0	0.00%	6	1.84%	0	0.00%	2	0.61%
Canvass	0	0.00%	0	0.00%	0	0.00%	0	0.00%	0	0.00%	0	0.00%	0	0.00%
Total	0	0.00%	20	5.71%	1	0.29%	0	0.00%	6	1.71%	0	0.00%	2	0.57%
0049981														
Election Day	0		0		0		0		0		0		0	
Vote by Mail	0		0		0		0		0		0		0	
Canvass	0		0		0		0		0		0		0	
Total	0		0		0		0		0		0		0	
0051127														
Election Day	0	0.00%	3	8.82%	0	0.00%	0	0.00%	0	0.00%	0	0.00%	0	0.00%
Vote by Mail	0	0.00%	17	3.38%	0	0.00%	0	0.00%	5	0.99%	3	0.60%	1	0.20%
Canvass	0	0.00%	1	14.29%	0	0.00%	0	0.00%	0	0.00%	0	0.00%	0	0.00%
Total	0	0.00%	21	3.86%	0	0.00%	0	0.00%	5	0.92%	3	0.55%	1	0.18%
0051180														
Election Day	0	0.00%	1	2.27%	1	2.27%	0	0.00%	0	0.00%	0	0.00%	0	0.00%
Vote by Mail	2	0.41%	24	4.92%	6	1.23%	0	0.00%	8	1.64%	3	0.61%	0	0.00%
Canvass	0	0.00%	0	0.00%	0	0.00%	0	0.00%	0	0.00%	0	0.00%	0	0.00%
Total	2	0.37%	25	4.66%	7	1.30%	0	0.00%	8	1.49%	3	0.56%	0	0.00%

Precinct	DAVID HILLBERG (REP)		JEFF HEWITT (LIB)		JOHN R. DRAKE (DEM)		LARRY A. ELDER (REP)		KEVIN PAFFRATH (DEM)		ADAM PAPAGAN (NPP)		ARMANDO "MANDO" PEREZ- SERRATO (DEM)	
0049802														
Election Day	0	0.00%	1	6.25%	0	0.00%	9	56.25%	1	6.25%	0	0.00%	0	0.00%
Vote by Mail	0	0.00%	2	0.76%	10	3.80%	90	34.22%	26	9.89%	0	0.00%	2	0.76%
Canvass	0	0.00%	0	0.00%	0	0.00%	0	0.00%	0	0.00%	0	0.00%	0	0.00%
Total	0	0.00%	3	1.06%	10	3.52%	99	34.86%	27	9.51%	0	0.00%	2	0.70%
0049834														
Election Day	0	0.00%	0	0.00%	0	0.00%	12	52.17%	2	8.70%	0	0.00%	0	0.00%
Vote by Mail	0	0.00%	3	1.09%	6	2.18%	109	39.64%	39	14.18%	0	0.00%	4	1.45%
Canvass	0	0.00%	0	0.00%	1	12.50%	2	25.00%	0	0.00%	0	0.00%	0	0.00%
Total	0	0.00%	3	0.98%	7	2.29%	123	40.20%	41	13.40%	0	0.00%	4	1.31%
0049959														
Election Day	0	0.00%	0	0.00%	0	0.00%	11	50.00%	1	4.55%	0	0.00%	0	0.00%
Vote by Mail	0	0.00%	0	0.00%	4	1.23%	124	38.04%	41	12.58%	0	0.00%	2	0.61%
Canvass	0	0.00%	0	0.00%	0	0.00%	2	100.00%	0	0.00%	0	0.00%	0	0.00%
Total	0	0.00%	0	0.00%	4	1.14%	137	39.14%	42	12.00%	0	0.00%	2	0.57%
0049981														
Election Day	0		0		0		0		0		0		0	
Vote by Mail	0		0		0		0		0		0		0	
Canvass	0		0		0		0		0		0		0	
Total	0		0		0		0		0		0		0	
0051127														
Election Day	0	0.00%	0	0.00%	1	2.94%	23	67.65%	1	2.94%	0	0.00%	0	0.00%
Vote by Mail	0	0.00%	8	1.59%	6	1.19%	174	34.59%	56	11.13%	0	0.00%	8	1.59%
Canvass	0	0.00%	0	0.00%	0	0.00%	0	0.00%	0	0.00%	0	0.00%	0	0.00%
Total	0	0.00%	8	1.47%	7	1.29%	197	36.21%	57	10.48%	0	0.00%	8	1.47%
0051180														
Election Day	0	0.00%	0	0.00%	0	0.00%	25	56.82%	3	6.82%	0	0.00%	0	0.00%
Vote by Mail	0	0.00%	1	0.20%	4	0.82%	181	37.09%	67	13.73%	0	0.00%	3	0.61%
Canvass	0	0.00%	1	20.00%	0	0.00%	4	80.00%	0	0.00%	0	0.00%	0	0.00%
Total	0	0.00%	2	0.37%	4	0.74%	210	39.11%	70	13.04%	0	0.00%	3	0.56%

Precinct	JOHN COX (REP)		HEATHER COLLINS (G-P)		DANIEL WATTS (DEM)		NICKOLAS WILDSTAR (REP)		SARAH STEPHENS (REP)		DENVER STONER (REP)		JOE M. SYMMON (REP)	
0049802														
Election Day	0	0.00%	0	0.00%	1	6.25%	0	0.00%	0	0.00%	0	0.00%	0	0.00%
Vote by Mail	12	4.56%	1	0.38%	6	2.28%	0	0.00%	1	0.38%	0	0.00%	0	0.00%
Canvass	0	0.00%	0	0.00%	0	0.00%	0	0.00%	0	0.00%	0	0.00%	0	0.00%
Total	12	4.23%	1	0.35%	7	2.46%	0	0.00%	1	0.35%	0	0.00%	0	0.00%
0049834														
Election Day	0	0.00%	0	0.00%	1	4.35%	0	0.00%	0	0.00%	0	0.00%	0	0.00%
Vote by Mail	17	6.18%	3	1.09%	3	1.09%	0	0.00%	1	0.36%	0	0.00%	0	0.00%
Canvass	0	0.00%	0	0.00%	1	12.50%	0	0.00%	0	0.00%	0	0.00%	0	0.00%
Total	17	5.56%	3	0.98%	5	1.63%	0	0.00%	1	0.33%	0	0.00%	0	0.00%
0049959														
Election Day	2	9.09%	0	0.00%	2	9.09%	0	0.00%	0	0.00%	0	0.00%	0	0.00%
Vote by Mail	12	3.68%	3	0.92%	14	4.29%	0	0.00%	0	0.00%	0	0.00%	0	0.00%
Canvass	0	0.00%	0	0.00%	0	0.00%	0	0.00%	0	0.00%	0	0.00%	0	0.00%
Total	14	4.00%	3	0.86%	16	4.57%	0	0.00%	0	0.00%	0	0.00%	0	0.00%
0049981														
Election Day	0		0		0		0		0		0		0	
Vote by Mail	0		0		0		0		0		0		0	
Canvass	0		0		0		0		0		0		0	
Total	0		0		0		0		0		0		0	
0051127														
Election Day	0	0.00%	1	2.94%	1	2.94%	0	0.00%	0	0.00%	0	0.00%	0	0.00%
Vote by Mail	30	5.96%	2	0.40%	18	3.58%	0	0.00%	0	0.00%	3	0.60%	0	0.00%
Canvass	2	28.57%	0	0.00%	1	14.29%	0	0.00%	0	0.00%	0	0.00%	0	0.00%
Total	32	5.88%	3	0.55%	20	3.68%	0	0.00%	0	0.00%	3	0.55%	0	0.00%
0051180														
Election Day	1	2.27%	0	0.00%	3	6.82%	0	0.00%	0	0.00%	0	0.00%	0	0.00%
Vote by Mail	12	2.46%	9	1.84%	17	3.48%	0	0.00%	0	0.00%	0	0.00%	0	0.00%
Canvass	0	0.00%	0	0.00%	0	0.00%	0	0.00%	0	0.00%	0	0.00%	0	0.00%
Total	13	2.42%	9	1.68%	20	3.72%	0	0.00%	0	0.00%	0	0.00%	0	0.00%

Precinct	MAJOR SINGH (NPP)		DOUG OSE (REP)		Write-in		Total Votes	ROXANNE Qualified Write In		STACY SMITH Qualified Write In		MAJOR WILLIAMS Qualified Write In	
0049802													
Election Day	0	0.00%	0	0.00%	0	0.00%	16	0	0.00%	0	0.00%	0	0.00%
Vote by Mail	2	0.76%	2	0.76%	1	0.38%	263	0	0.00%	0	0.00%	1	0.38%
Canvass	0	0.00%	0	0.00%	0	0.00%	5	0	0.00%	0	0.00%	0	0.00%
Total	2	0.70%	2	0.70%	1	0.35%	284	0	0.00%	0	0.00%	1	0.35%
0049834													
Election Day	0	0.00%	0	0.00%	0	0.00%	23	0	0.00%	0	0.00%	0	0.00%
Vote by Mail	5	1.82%	3	1.09%	0	0.00%	275	0	0.00%	0	0.00%	0	0.00%
Canvass	0	0.00%	0	0.00%	0	0.00%	8	0	0.00%	0	0.00%	0	0.00%
Total	5	1.63%	3	0.98%	0	0.00%	306	0	0.00%	0	0.00%	0	0.00%
0049959													
Election Day	0	0.00%	0	0.00%	0	0.00%	22	0	0.00%	0	0.00%	0	0.00%
Vote by Mail	8	2.45%	3	0.92%	0	0.00%	326	0	0.00%	0	0.00%	0	0.00%
Canvass	0	0.00%	0	0.00%	0	0.00%	2	0	0.00%	0	0.00%	0	0.00%
Total	8	2.29%	3	0.86%	0	0.00%	350	0	0.00%	0	0.00%	0	0.00%
0049981													
Election Day	0		0		0		0	0		0		0	
Vote by Mail	0		0		0		0	0		0		0	
Canvass	0		0		0		0	0		0		0	
Total	0		0		0		0	0		0		0	
0051127													
Election Day	0	0.00%	0	0.00%	0	0.00%	34	0	0.00%	0	0.00%	0	0.00%
Vote by Mail	1	0.20%	3	0.60%	1	0.20%	503	0	0.00%	0	0.00%	1	0.20%
Canvass	0	0.00%	0	0.00%	0	0.00%	7	0	0.00%	0	0.00%	0	0.00%
Total	1	0.18%	3	0.55%	1	0.18%	544	0	0.00%	0	0.00%	1	0.18%
0051180													
Election Day	0	0.00%	0	0.00%	0	0.00%	44	0	0.00%	0	0.00%	0	0.00%
Vote by Mail	1	0.20%	8	1.64%	3	0.61%	488	0	0.00%	1	0.20%	2	0.41%
Canvass	0	0.00%	0	0.00%	0	0.00%	5	0	0.00%	0	0.00%	0	0.00%
Total	1	0.19%	8	1.49%	3	0.56%	537	0	0.00%	1	0.19%	2	0.37%

Precinct	THUY E. HUGENS Qualified Write In		MIKI HABRYN Qualified Write In		VINCE LUNDGREN Qualified Write In		VIVEK B. MOHAN Qualified Write In	
0049802								
Election Day	0	0.00%	0	0.00%	0	0.00%	0	0.00%
Vote by Mail	0	0.00%	0	0.00%	0	0.00%	0	0.00%
Canvass	0	0.00%	0	0.00%	0	0.00%	0	0.00%
Total	0	0.00%	0	0.00%	0	0.00%	0	0.00%
0049834								
Election Day	0	0.00%	0	0.00%	0	0.00%	0	0.00%
Vote by Mail	0	0.00%	0	0.00%	0	0.00%	0	0.00%
Canvass	0	0.00%	0	0.00%	0	0.00%	0	0.00%
Total	0	0.00%	0	0.00%	0	0.00%	0	0.00%
0049959								
Election Day	0	0.00%	0	0.00%	0	0.00%	0	0.00%
Vote by Mail	0	0.00%	0	0.00%	0	0.00%	0	0.00%
Canvass	0	0.00%	0	0.00%	0	0.00%	0	0.00%
Total	0	0.00%	0	0.00%	0	0.00%	0	0.00%
0049981								
Election Day	0		0		0		0	
Vote by Mail	0		0		0		0	
Canvass	0		0		0		0	
Total	0		0		0		0	
0051127								
Election Day	0	0.00%	0	0.00%	0	0.00%	0	0.00%
Vote by Mail	0	0.00%	0	0.00%	0	0.00%	0	0.00%
Canvass	0	0.00%	0	0.00%	0	0.00%	0	0.00%
Total	0	0.00%	0	0.00%	0	0.00%	0	0.00%
0051180								
Election Day	0	0.00%	0	0.00%	0	0.00%	0	0.00%
Vote by Mail	0	0.00%	0	0.00%	0	0.00%	0	0.00%
Canvass	0	0.00%	0	0.00%	0	0.00%	0	0.00%
Total	0	0.00%	0	0.00%	0	0.00%	0	0.00%

Precinct	Times Cast	Registered Voters	Undervotes	Overvotes
0051317				
Election Day	52	1,351	10	0
Vote by Mail	898	1,351	407	0
Canvass	7	1,351	2	0
Total	957	1,351	419	0
0051438				
Election Day	33	1,607	5	0
Vote by Mail	1,192	1,607	510	0
Canvass	2	1,607	1	0
Total	1,227	1,607	516	0
0051565				
Election Day	53	1,892	12	0
Vote by Mail	976	1,892	457	3
Canvass	6	1,892	1	0
Total	1,035	1,892	470	3
0051646				
Election Day	52	1,575	6	0
Vote by Mail	882	1,575	361	5
Canvass	8	1,575	0	0
Total	942	1,575	367	5
0051753				
Election Day	59	1,767	11	0
Vote by Mail	1,163	1,767	484	1
Canvass	4	1,767	2	0
Total	1,226	1,767	497	1
0051794				
Election Day	46	1,579	6	0
Vote by Mail	1,084	1,579	484	0
Canvass	5	1,579	1	0
Total	1,135	1,579	491	0

Precinct	DAN KAPELOVITZ (G-P)		KEVIN K. KAUL (NPP)	
0051317				
Election Day	0	0.00%	0	0.00%
Vote by Mail	9	1.83%	0	0.00%
Canvass	0	0.00%	0	0.00%
Total	9	1.67%	0	0.00%
0051438				
Election Day	0	0.00%	0	0.00%
Vote by Mail	7	1.03%	0	0.00%
Canvass	0	0.00%	0	0.00%
Total	7	0.98%	0	0.00%
0051565				
Election Day	0	0.00%	0	0.00%
Vote by Mail	7	1.36%	2	0.39%
Canvass	0	0.00%	0	0.00%
Total	7	1.25%	2	0.36%
0051646				
Election Day	0	0.00%	0	0.00%
Vote by Mail	0	0.00%	0	0.00%
Canvass	0	0.00%	0	0.00%
Total	0	0.00%	0	0.00%
0051753				
Election Day	1	2.08%	0	0.00%
Vote by Mail	7	1.03%	1	0.15%
Canvass	0	0.00%	0	0.00%
Total	8	1.10%	1	0.14%
0051794				
Election Day	0	0.00%	0	0.00%
Vote by Mail	4	0.67%	0	0.00%
Canvass	0	0.00%	0	0.00%
Total	4	0.62%	0	0.00%

Precinct	CHAUNCEY "SLIM" KILLENS (REP)		KEVIN KILEY (REP)		PATRICK KILPATRICK (DEM)		ANTHONY TRIMINO (REP)		JOEL VENTRESCA (DEM)		KEVIN L. FAULCONER (REP)		RHONDA FURIN (REP)	
0051317														
Election Day	0	0.00%	2	4.76%	0	0.00%	3	7.14%	0	0.00%	0	0.00%	0	0.00%
Vote by Mail	0	0.00%	18	3.67%	6	1.22%	0	0.00%	17	3.46%	62	12.63%	1	0.20%
Canvass	0	0.00%	0	0.00%	0	0.00%	0	0.00%	0	0.00%	0	0.00%	0	0.00%
Total	0	0.00%	20	3.72%	6	1.12%	3	0.56%	17	3.16%	62	11.52%	1	0.19%
0051438														
Election Day	0	0.00%	6	21.43%	0	0.00%	1	3.57%	3	10.71%	2	7.14%	0	0.00%
Vote by Mail	2	0.29%	57	8.36%	5	0.73%	0	0.00%	24	3.52%	94	13.78%	0	0.00%
Canvass	0	0.00%	0	0.00%	0	0.00%	0	0.00%	0	0.00%	0	0.00%	0	0.00%
Total	2	0.28%	63	8.86%	5	0.70%	1	0.14%	27	3.80%	96	13.50%	0	0.00%
0051565														
Election Day	0	0.00%	2	4.88%	0	0.00%	1	2.44%	0	0.00%	2	4.88%	0	0.00%
Vote by Mail	0	0.00%	19	3.68%	7	1.36%	0	0.00%	25	4.84%	47	9.11%	0	0.00%
Canvass	0	0.00%	0	0.00%	0	0.00%	0	0.00%	0	0.00%	0	0.00%	0	0.00%
Total	0	0.00%	21	3.74%	7	1.25%	1	0.18%	25	4.45%	49	8.72%	0	0.00%
0051646														
Election Day	0	0.00%	2	4.35%	0	0.00%	0	0.00%	0	0.00%	4	8.70%	0	0.00%
Vote by Mail	0	0.00%	33	6.40%	1	0.19%	0	0.00%	9	1.74%	44	8.53%	0	0.00%
Canvass	0	0.00%	0	0.00%	0	0.00%	0	0.00%	0	0.00%	0	0.00%	0	0.00%
Total	0	0.00%	35	6.14%	1	0.18%	0	0.00%	9	1.58%	48	8.42%	0	0.00%
0051753														
Election Day	0	0.00%	3	6.25%	0	0.00%	1	2.08%	0	0.00%	2	4.17%	0	0.00%
Vote by Mail	1	0.15%	24	3.54%	6	0.88%	3	0.44%	24	3.54%	61	9.00%	0	0.00%
Canvass	0	0.00%	0	0.00%	0	0.00%	0	0.00%	0	0.00%	0	0.00%	0	0.00%
Total	1	0.14%	27	3.71%	6	0.82%	4	0.55%	24	3.30%	63	8.65%	0	0.00%
0051794														
Election Day	0	0.00%	3	7.50%	0	0.00%	0	0.00%	1	2.50%	0	0.00%	0	0.00%
Vote by Mail	0	0.00%	32	5.33%	8	1.33%	0	0.00%	11	1.83%	57	9.50%	1	0.17%
Canvass	0	0.00%	1	25.00%	0	0.00%	0	0.00%	0	0.00%	0	0.00%	0	0.00%
Total	0	0.00%	36	5.59%	8	1.24%	0	0.00%	12	1.86%	57	8.85%	1	0.16%

Precinct	ROBERT C. NEWMAN II (REP)		DENNIS RICHTER (NPP)		BRANDON M. ROSS (DEM)		SAM L. GALLUCCI (REP)		TED GAINES (REP)		CAITLYN JENNER (REP)		LEO S. ZACKY (REP)	
0051317														
Election Day	0	0.00%	0	0.00%	3	7.14%	2	4.76%	0	0.00%	0	0.00%	0	0.00%
Vote by Mail	0	0.00%	1	0.20%	40	8.15%	0	0.00%	5	1.02%	7	1.43%	0	0.00%
Canvass	0	0.00%	0	0.00%	0	0.00%	0	0.00%	0	0.00%	0	0.00%	0	0.00%
Total	0	0.00%	1	0.19%	43	7.99%	2	0.37%	5	0.93%	7	1.30%	0	0.00%
0051438														
Election Day	0	0.00%	0	0.00%	0	0.00%	0	0.00%	0	0.00%	0	0.00%	0	0.00%
Vote by Mail	0	0.00%	0	0.00%	37	5.43%	0	0.00%	11	1.61%	7	1.03%	0	0.00%
Canvass	0	0.00%	0	0.00%	0	0.00%	0	0.00%	0	0.00%	0	0.00%	0	0.00%
Total	0	0.00%	0	0.00%	37	5.20%	0	0.00%	11	1.55%	7	0.98%	0	0.00%
0051565														
Election Day	0	0.00%	0	0.00%	3	7.32%	0	0.00%	0	0.00%	0	0.00%	0	0.00%
Vote by Mail	0	0.00%	0	0.00%	29	5.62%	0	0.00%	4	0.78%	5	0.97%	0	0.00%
Canvass	0	0.00%	0	0.00%	1	20.00%	1	20.00%	0	0.00%	0	0.00%	0	0.00%
Total	0	0.00%	0	0.00%	33	5.87%	1	0.18%	4	0.71%	5	0.89%	0	0.00%
0051646														
Election Day	0	0.00%	0	0.00%	4	8.70%	0	0.00%	0	0.00%	0	0.00%	0	0.00%
Vote by Mail	0	0.00%	0	0.00%	36	6.98%	0	0.00%	7	1.36%	6	1.16%	0	0.00%
Canvass	0	0.00%	0	0.00%	0	0.00%	0	0.00%	0	0.00%	0	0.00%	0	0.00%
Total	0	0.00%	0	0.00%	40	7.02%	0	0.00%	7	1.23%	6	1.05%	0	0.00%
0051753														
Election Day	0	0.00%	0	0.00%	4	8.33%	0	0.00%	0	0.00%	0	0.00%	0	0.00%
Vote by Mail	0	0.00%	1	0.15%	57	8.41%	0	0.00%	6	0.88%	7	1.03%	0	0.00%
Canvass	0	0.00%	0	0.00%	0	0.00%	0	0.00%	0	0.00%	0	0.00%	0	0.00%
Total	0	0.00%	1	0.14%	61	8.38%	0	0.00%	6	0.82%	7	0.96%	0	0.00%
0051794														
Election Day	0	0.00%	0	0.00%	1	2.50%	0	0.00%	0	0.00%	0	0.00%	0	0.00%
Vote by Mail	0	0.00%	2	0.33%	37	6.17%	0	0.00%	12	2.00%	4	0.67%	0	0.00%
Canvass	0	0.00%	0	0.00%	0	0.00%	0	0.00%	0	0.00%	0	0.00%	0	0.00%
Total	0	0.00%	2	0.31%	38	5.90%	0	0.00%	12	1.86%	4	0.62%	0	0.00%

Precinct	JENNY RAE LE ROUX (REP)		DAVID LOZANO (REP)		STEVE CHAVEZ LODGE (REP)		MICHAEL LOEBBS (NPP)		DENIS LUCEY (NPP)		DIEGO MARTINEZ (REP)		JEREMIAH "JEREMY" MARCINIAK (NPP)	
0051317														
Election Day	0	0.00%	1	2.38%	0	0.00%	0	0.00%	0	0.00%	0	0.00%	0	0.00%
Vote by Mail	1	0.20%	0	0.00%	0	0.00%	0	0.00%	0	0.00%	0	0.00%	0	0.00%
Canvass	0	0.00%	0	0.00%	0	0.00%	0	0.00%	0	0.00%	0	0.00%	0	0.00%
Total	1	0.19%	1	0.19%	0	0.00%	0	0.00%	0	0.00%	0	0.00%	0	0.00%
0051438														
Election Day	0	0.00%	0	0.00%	0	0.00%	0	0.00%	0	0.00%	0	0.00%	0	0.00%
Vote by Mail	1	0.15%	0	0.00%	0	0.00%	4	0.59%	0	0.00%	0	0.00%	0	0.00%
Canvass	0	0.00%	0	0.00%	0	0.00%	0	0.00%	0	0.00%	0	0.00%	0	0.00%
Total	1	0.14%	0	0.00%	0	0.00%	4	0.56%	0	0.00%	0	0.00%	0	0.00%
0051565														
Election Day	0	0.00%	0	0.00%	0	0.00%	0	0.00%	0	0.00%	0	0.00%	0	0.00%
Vote by Mail	0	0.00%	0	0.00%	2	0.39%	3	0.58%	0	0.00%	0	0.00%	0	0.00%
Canvass	0	0.00%	0	0.00%	0	0.00%	0	0.00%	0	0.00%	0	0.00%	0	0.00%
Total	0	0.00%	0	0.00%	2	0.36%	3	0.53%	0	0.00%	0	0.00%	0	0.00%
0051646														
Election Day	0	0.00%	0	0.00%	0	0.00%	1	2.17%	0	0.00%	0	0.00%	0	0.00%
Vote by Mail	0	0.00%	0	0.00%	2	0.39%	1	0.19%	2	0.39%	0	0.00%	0	0.00%
Canvass	0	0.00%	0	0.00%	0	0.00%	0	0.00%	0	0.00%	0	0.00%	0	0.00%
Total	0	0.00%	0	0.00%	2	0.35%	2	0.35%	2	0.35%	0	0.00%	0	0.00%
0051753														
Election Day	0	0.00%	0	0.00%	0	0.00%	0	0.00%	0	0.00%	0	0.00%	0	0.00%
Vote by Mail	2	0.29%	1	0.15%	1	0.15%	3	0.44%	0	0.00%	2	0.29%	0	0.00%
Canvass	0	0.00%	0	0.00%	0	0.00%	0	0.00%	0	0.00%	0	0.00%	0	0.00%
Total	2	0.27%	1	0.14%	1	0.14%	3	0.41%	0	0.00%	2	0.27%	0	0.00%
0051794														
Election Day	0	0.00%	0	0.00%	0	0.00%	0	0.00%	0	0.00%	0	0.00%	0	0.00%
Vote by Mail	0	0.00%	0	0.00%	2	0.33%	1	0.17%	2	0.33%	0	0.00%	0	0.00%
Canvass	0	0.00%	0	0.00%	0	0.00%	0	0.00%	0	0.00%	0	0.00%	0	0.00%
Total	0	0.00%	0	0.00%	2	0.31%	1	0.16%	2	0.31%	0	0.00%	0	0.00%

Precinct	DANIEL MERCURI (REP)		JACQUELINE MCGOWAN (DEM)		DAVID MOORE (NPP)		DAVID ALEXANDER BRAMANTE (REP)		HOLLY L. BAADE (DEM)		ANGELYNE (NPP)		JAMES G. HANINK (NPP)	
0051317														
Election Day	0	0.00%	2	4.76%	0	0.00%	0	0.00%	0	0.00%	0	0.00%	0	0.00%
Vote by Mail	0	0.00%	31	6.31%	0	0.00%	0	0.00%	8	1.63%	3	0.61%	0	0.00%
Canvass	0	0.00%	1	20.00%	0	0.00%	0	0.00%	0	0.00%	0	0.00%	0	0.00%
Total	0	0.00%	34	6.32%	0	0.00%	0	0.00%	8	1.49%	3	0.56%	0	0.00%
0051438														
Election Day	0	0.00%	0	0.00%	0	0.00%	0	0.00%	0	0.00%	0	0.00%	0	0.00%
Vote by Mail	0	0.00%	14	2.05%	3	0.44%	0	0.00%	7	1.03%	1	0.15%	0	0.00%
Canvass	0	0.00%	0	0.00%	0	0.00%	0	0.00%	0	0.00%	0	0.00%	0	0.00%
Total	0	0.00%	14	1.97%	3	0.42%	0	0.00%	7	0.98%	1	0.14%	0	0.00%
0051565														
Election Day	0	0.00%	2	4.88%	0	0.00%	0	0.00%	0	0.00%	0	0.00%	0	0.00%
Vote by Mail	1	0.19%	27	5.23%	1	0.19%	0	0.00%	5	0.97%	4	0.78%	1	0.19%
Canvass	0	0.00%	0	0.00%	0	0.00%	0	0.00%	0	0.00%	0	0.00%	0	0.00%
Total	1	0.18%	29	5.16%	1	0.18%	0	0.00%	5	0.89%	4	0.71%	1	0.18%
0051646														
Election Day	0	0.00%	0	0.00%	0	0.00%	0	0.00%	2	4.35%	0	0.00%	0	0.00%
Vote by Mail	1	0.19%	19	3.68%	0	0.00%	2	0.39%	13	2.52%	0	0.00%	0	0.00%
Canvass	0	0.00%	0	0.00%	0	0.00%	0	0.00%	0	0.00%	0	0.00%	0	0.00%
Total	1	0.18%	19	3.33%	0	0.00%	2	0.35%	15	2.63%	0	0.00%	0	0.00%
0051753														
Election Day	0	0.00%	0	0.00%	0	0.00%	0	0.00%	0	0.00%	0	0.00%	0	0.00%
Vote by Mail	0	0.00%	24	3.54%	3	0.44%	1	0.15%	5	0.74%	6	0.88%	1	0.15%
Canvass	0	0.00%	0	0.00%	1	50.00%	0	0.00%	0	0.00%	0	0.00%	0	0.00%
Total	0	0.00%	24	3.30%	4	0.55%	1	0.14%	5	0.69%	6	0.82%	1	0.14%
0051794														
Election Day	0	0.00%	1	2.50%	0	0.00%	0	0.00%	0	0.00%	0	0.00%	0	0.00%
Vote by Mail	1	0.17%	25	4.17%	1	0.17%	3	0.50%	1	0.17%	2	0.33%	0	0.00%
Canvass	0	0.00%	0	0.00%	0	0.00%	0	0.00%	0	0.00%	0	0.00%	0	0.00%
Total	1	0.16%	26	4.04%	1	0.16%	3	0.47%	1	0.16%	2	0.31%	0	0.00%

Precinct	DAVID HILLBERG (REP)		JEFF HEWITT (LIB)		JOHN R. DRAKE (DEM)		LARRY A. ELDER (REP)		KEVIN PAFFRATH (DEM)		ADAM PAPAGAN (NPP)		ARMANDO "MANDO" PEREZ- SERRATO (DEM)	
0051317														
Election Day	0	0.00%	1	2.38%	0	0.00%	21	50.00%	3	7.14%	0	0.00%	1	2.38%
Vote by Mail	0	0.00%	7	1.43%	0	0.00%	176	35.85%	51	10.39%	0	0.00%	1	0.20%
Canvass	0	0.00%	0	0.00%	0	0.00%	2	40.00%	2	40.00%	0	0.00%	0	0.00%
Total	0	0.00%	8	1.49%	0	0.00%	199	36.99%	56	10.41%	0	0.00%	2	0.37%
0051438														
Election Day	0	0.00%	0	0.00%	0	0.00%	16	57.14%	0	0.00%	0	0.00%	0	0.00%
Vote by Mail	0	0.00%	1	0.15%	8	1.17%	253	37.10%	79	11.58%	0	0.00%	6	0.88%
Canvass	0	0.00%	0	0.00%	0	0.00%	1	100.00%	0	0.00%	0	0.00%	0	0.00%
Total	0	0.00%	1	0.14%	8	1.13%	270	37.97%	79	11.11%	0	0.00%	6	0.84%
0051565														
Election Day	0	0.00%	1	2.44%	1	2.44%	23	56.10%	1	2.44%	0	0.00%	0	0.00%
Vote by Mail	1	0.19%	8	1.55%	7	1.36%	200	38.76%	61	11.82%	0	0.00%	6	1.16%
Canvass	0	0.00%	0	0.00%	0	0.00%	3	60.00%	0	0.00%	0	0.00%	0	0.00%
Total	1	0.18%	9	1.60%	8	1.42%	226	40.21%	62	11.03%	0	0.00%	6	1.07%
0051646														
Election Day	0	0.00%	0	0.00%	0	0.00%	30	65.22%	2	4.35%	0	0.00%	0	0.00%
Vote by Mail	0	0.00%	4	0.78%	4	0.78%	230	44.57%	46	8.91%	1	0.19%	7	1.36%
Canvass	0	0.00%	0	0.00%	0	0.00%	7	87.50%	1	12.50%	0	0.00%	0	0.00%
Total	0	0.00%	4	0.70%	4	0.70%	267	46.84%	49	8.60%	1	0.18%	7	1.23%
0051753														
Election Day	0	0.00%	0	0.00%	0	0.00%	34	70.83%	1	2.08%	0	0.00%	0	0.00%
Vote by Mail	0	0.00%	6	0.88%	8	1.18%	293	43.22%	74	10.91%	2	0.29%	0	0.00%
Canvass	0	0.00%	0	0.00%	0	0.00%	1	50.00%	0	0.00%	0	0.00%	0	0.00%
Total	0	0.00%	6	0.82%	8	1.10%	328	45.05%	75	10.30%	2	0.27%	0	0.00%
0051794														
Election Day	0	0.00%	0	0.00%	0	0.00%	29	72.50%	3	7.50%	0	0.00%	0	0.00%
Vote by Mail	0	0.00%	1	0.17%	5	0.83%	283	47.17%	52	8.67%	0	0.00%	5	0.83%
Canvass	0	0.00%	0	0.00%	0	0.00%	2	50.00%	1	25.00%	0	0.00%	0	0.00%
Total	0	0.00%	1	0.16%	5	0.78%	314	48.76%	56	8.70%	0	0.00%	5	0.78%

Precinct	JOHN COX (REP)		HEATHER COLLINS (G-P)		DANIEL WATTS (DEM)		NICKOLAS WILDSTAR (REP)		SARAH STEPHENS (REP)		DENVER STONER (REP)		JOE M. SYMMON (REP)	
0051317														
Election Day	1	2.38%	2	4.76%	0	0.00%	0	0.00%	0	0.00%	0	0.00%	0	0.00%
Vote by Mail	19	3.87%	6	1.22%	14	2.85%	0	0.00%	0	0.00%	0	0.00%	0	0.00%
Canvass	0	0.00%	0	0.00%	0	0.00%	0	0.00%	0	0.00%	0	0.00%	0	0.00%
Total	20	3.72%	8	1.49%	14	2.60%	0	0.00%	0	0.00%	0	0.00%	0	0.00%
0051438														
Election Day	0	0.00%	0	0.00%	0	0.00%	0	0.00%	0	0.00%	0	0.00%	0	0.00%
Vote by Mail	36	5.28%	2	0.29%	11	1.61%	2	0.29%	0	0.00%	0	0.00%	0	0.00%
Canvass	0	0.00%	0	0.00%	0	0.00%	0	0.00%	0	0.00%	0	0.00%	0	0.00%
Total	36	5.06%	2	0.28%	11	1.55%	2	0.28%	0	0.00%	0	0.00%	0	0.00%
0051565														
Election Day	4	9.76%	1	2.44%	0	0.00%	0	0.00%	0	0.00%	0	0.00%	0	0.00%
Vote by Mail	22	4.26%	5	0.97%	9	1.74%	0	0.00%	0	0.00%	1	0.19%	0	0.00%
Canvass	0	0.00%	0	0.00%	0	0.00%	0	0.00%	0	0.00%	0	0.00%	0	0.00%
Total	26	4.63%	6	1.07%	9	1.60%	0	0.00%	0	0.00%	1	0.18%	0	0.00%
0051646														
Election Day	0	0.00%	0	0.00%	1	2.17%	0	0.00%	0	0.00%	0	0.00%	0	0.00%
Vote by Mail	21	4.07%	1	0.19%	10	1.94%	1	0.19%	0	0.00%	4	0.78%	0	0.00%
Canvass	0	0.00%	0	0.00%	0	0.00%	0	0.00%	0	0.00%	0	0.00%	0	0.00%
Total	21	3.68%	1	0.18%	11	1.93%	1	0.18%	0	0.00%	4	0.70%	0	0.00%
0051753														
Election Day	1	2.08%	0	0.00%	1	2.08%	0	0.00%	0	0.00%	0	0.00%	0	0.00%
Vote by Mail	24	3.54%	3	0.44%	17	2.51%	0	0.00%	0	0.00%	1	0.15%	0	0.00%
Canvass	0	0.00%	0	0.00%	0	0.00%	0	0.00%	0	0.00%	0	0.00%	0	0.00%
Total	25	3.43%	3	0.41%	18	2.47%	0	0.00%	0	0.00%	1	0.14%	0	0.00%
0051794														
Election Day	0	0.00%	0	0.00%	1	2.50%	0	0.00%	0	0.00%	0	0.00%	0	0.00%
Vote by Mail	20	3.33%	3	0.50%	12	2.00%	0	0.00%	2	0.33%	4	0.67%	0	0.00%
Canvass	0	0.00%	0	0.00%	0	0.00%	0	0.00%	0	0.00%	0	0.00%	0	0.00%
Total	20	3.11%	3	0.47%	13	2.02%	0	0.00%	2	0.31%	4	0.62%	0	0.00%

Precinct	MAJOR SINGH (NPP)		DOUG OSE (REP)		Write-in		Total Votes	ROXANNE Qualified Write In		STACY SMITH Qualified Write In		MAJOR WILLIAMS Qualified Write In	
0051317													
Election Day	0	0.00%	0	0.00%	0	0.00%	42	0	0.00%	0	0.00%	0	0.00%
Vote by Mail	0	0.00%	8	1.63%	0	0.00%	491	0	0.00%	0	0.00%	0	0.00%
Canvass	0	0.00%	0	0.00%	0	0.00%	5	0	0.00%	0	0.00%	0	0.00%
Total	0	0.00%	8	1.49%	0	0.00%	538	0	0.00%	0	0.00%	0	0.00%
0051438													
Election Day	0	0.00%	0	0.00%	0	0.00%	28	0	0.00%	0	0.00%	0	0.00%
Vote by Mail	0	0.00%	10	1.47%	0	0.00%	682	0	0.00%	0	0.00%	0	0.00%
Canvass	0	0.00%	0	0.00%	0	0.00%	1	0	0.00%	0	0.00%	0	0.00%
Total	0	0.00%	10	1.41%	0	0.00%	711	0	0.00%	0	0.00%	0	0.00%
0051565													
Election Day	0	0.00%	0	0.00%	0	0.00%	41	0	0.00%	0	0.00%	0	0.00%
Vote by Mail	1	0.19%	5	0.97%	1	0.19%	516	0	0.00%	0	0.00%	1	0.19%
Canvass	0	0.00%	0	0.00%	0	0.00%	5	0	0.00%	0	0.00%	0	0.00%
Total	1	0.18%	5	0.89%	1	0.18%	562	0	0.00%	0	0.00%	1	0.18%
0051646													
Election Day	0	0.00%	0	0.00%	0	0.00%	46	0	0.00%	0	0.00%	0	0.00%
Vote by Mail	1	0.19%	10	1.94%	0	0.00%	516	0	0.00%	0	0.00%	0	0.00%
Canvass	0	0.00%	0	0.00%	0	0.00%	8	0	0.00%	0	0.00%	0	0.00%
Total	1	0.18%	10	1.75%	0	0.00%	570	0	0.00%	0	0.00%	0	0.00%
0051753													
Election Day	0	0.00%	0	0.00%	0	0.00%	48	0	0.00%	0	0.00%	0	0.00%
Vote by Mail	1	0.15%	2	0.29%	0	0.00%	678	0	0.00%	0	0.00%	0	0.00%
Canvass	0	0.00%	0	0.00%	0	0.00%	2	0	0.00%	0	0.00%	0	0.00%
Total	1	0.14%	2	0.27%	0	0.00%	728	0	0.00%	0	0.00%	0	0.00%
0051794													
Election Day	0	0.00%	1	2.50%	0	0.00%	40	0	0.00%	0	0.00%	0	0.00%
Vote by Mail	0	0.00%	6	1.00%	1	0.17%	600	0	0.00%	0	0.00%	0	0.00%
Canvass	0	0.00%	0	0.00%	0	0.00%	4	0	0.00%	0	0.00%	0	0.00%
Total	0	0.00%	7	1.09%	1	0.16%	644	0	0.00%	0	0.00%	0	0.00%

Precinct	THUY E. HUGENS Qualified Write In		MIKI HABRYN Qualified Write In		VINCE LUNDGREN Qualified Write In		VIVEK B. MOHAN Qualified Write In	
0051317								
Election Day	0	0.00%	0	0.00%	0	0.00%	0	0.00%
Vote by Mail	0	0.00%	0	0.00%	0	0.00%	0	0.00%
Canvass	0	0.00%	0	0.00%	0	0.00%	0	0.00%
Total	0	0.00%	0	0.00%	0	0.00%	0	0.00%
0051438								
Election Day	0	0.00%	0	0.00%	0	0.00%	0	0.00%
Vote by Mail	0	0.00%	0	0.00%	0	0.00%	0	0.00%
Canvass	0	0.00%	0	0.00%	0	0.00%	0	0.00%
Total	0	0.00%	0	0.00%	0	0.00%	0	0.00%
0051565								
Election Day	0	0.00%	0	0.00%	0	0.00%	0	0.00%
Vote by Mail	0	0.00%	0	0.00%	0	0.00%	0	0.00%
Canvass	0	0.00%	0	0.00%	0	0.00%	0	0.00%
Total	0	0.00%	0	0.00%	0	0.00%	0	0.00%
0051646								
Election Day	0	0.00%	0	0.00%	0	0.00%	0	0.00%
Vote by Mail	0	0.00%	0	0.00%	0	0.00%	0	0.00%
Canvass	0	0.00%	0	0.00%	0	0.00%	0	0.00%
Total	0	0.00%	0	0.00%	0	0.00%	0	0.00%
0051753								
Election Day	0	0.00%	0	0.00%	0	0.00%	0	0.00%
Vote by Mail	0	0.00%	0	0.00%	0	0.00%	0	0.00%
Canvass	0	0.00%	0	0.00%	0	0.00%	0	0.00%
Total	0	0.00%	0	0.00%	0	0.00%	0	0.00%
0051794								
Election Day	0	0.00%	0	0.00%	0	0.00%	0	0.00%
Vote by Mail	0	0.00%	1	0.17%	0	0.00%	0	0.00%
Canvass	0	0.00%	0	0.00%	0	0.00%	0	0.00%
Total	0	0.00%	1	0.16%	0	0.00%	0	0.00%

Precinct	Times Cast	Registered Voters	Undervotes	Overvotes
0051844				
Election Day	49	1,560	6	0
Vote by Mail	1,028	1,560	404	0
Canvass	11	1,560	1	0
Total	1,088	1,560	411	0
0051988				
Election Day	48	1,519	8	0
Vote by Mail	895	1,519	329	5
Canvass	2	1,519	1	0
Total	945	1,519	338	5
0052104				
Election Day	37	1,490	4	0
Vote by Mail	1,002	1,490	370	3
Canvass	5	1,490	0	0
Total	1,044	1,490	374	3
0052218				
Election Day	34	1,690	4	0
Vote by Mail	1,052	1,690	406	0
Canvass	7	1,690	1	0
Total	1,093	1,690	411	0
0052342				
Election Day	31	1,394	1	1
Vote by Mail	680	1,394	287	3
Canvass	7	1,394	2	0
Total	718	1,394	290	4
0052492				
Election Day	37	1,826	8	0
Vote by Mail	1,053	1,826	401	3
Canvass	4	1,826	1	0
Total	1,094	1,826	410	3

Precinct	DAN KAPELOVITZ (G-P)		KEVIN K. KAUL (NPP)	
0051844				
Election Day	0	0.00%	0	0.00%
Vote by Mail	1	0.16%	0	0.00%
Canvass	0	0.00%	0	0.00%
Total	1	0.15%	0	0.00%
0051988				
Election Day	0	0.00%	0	0.00%
Vote by Mail	2	0.36%	0	0.00%
Canvass	0	0.00%	0	0.00%
Total	2	0.33%	0	0.00%
0052104				
Election Day	0	0.00%	0	0.00%
Vote by Mail	6	0.95%	0	0.00%
Canvass	0	0.00%	0	0.00%
Total	6	0.90%	0	0.00%
0052218				
Election Day	0	0.00%	0	0.00%
Vote by Mail	6	0.93%	0	0.00%
Canvass	0	0.00%	0	0.00%
Total	6	0.88%	0	0.00%
0052342				
Election Day	0	0.00%	0	0.00%
Vote by Mail	2	0.51%	1	0.26%
Canvass	0	0.00%	0	0.00%
Total	2	0.47%	1	0.24%
0052492				
Election Day	0	0.00%	0	0.00%
Vote by Mail	3	0.46%	0	0.00%
Canvass	0	0.00%	0	0.00%
Total	3	0.44%	0	0.00%

Precinct	CHAUNCEY "SLIM" KILLENS (REP)		KEVIN KILEY (REP)		PATRICK KILPATRICK (DEM)		ANTHONY TRIMINO (REP)		JOEL VENTRESCA (DEM)		KEVIN L. FAULCONER (REP)		RHONDA FURIN (REP)	
0051844														
Election Day	0	0.00%	4	9.30%	0	0.00%	1	2.33%	0	0.00%	4	9.30%	0	0.00%
Vote by Mail	0	0.00%	38	6.09%	6	0.96%	0	0.00%	15	2.40%	58	9.29%	0	0.00%
Canvass	0	0.00%	0	0.00%	0	0.00%	0	0.00%	1	10.00%	1	10.00%	0	0.00%
Total	0	0.00%	42	6.20%	6	0.89%	1	0.15%	16	2.36%	63	9.31%	0	0.00%
0051988														
Election Day	0	0.00%	1	2.50%	0	0.00%	0	0.00%	1	2.50%	1	2.50%	0	0.00%
Vote by Mail	0	0.00%	23	4.10%	8	1.43%	1	0.18%	14	2.50%	36	6.42%	0	0.00%
Canvass	0	0.00%	0	0.00%	0	0.00%	0	0.00%	0	0.00%	0	0.00%	0	0.00%
Total	0	0.00%	24	3.99%	8	1.33%	1	0.17%	15	2.49%	37	6.15%	0	0.00%
0052104														
Election Day	0	0.00%	4	12.12%	0	0.00%	0	0.00%	0	0.00%	3	9.09%	0	0.00%
Vote by Mail	0	0.00%	30	4.77%	4	0.64%	0	0.00%	29	4.61%	67	10.65%	2	0.32%
Canvass	0	0.00%	1	20.00%	0	0.00%	0	0.00%	0	0.00%	0	0.00%	0	0.00%
Total	0	0.00%	35	5.25%	4	0.60%	0	0.00%	29	4.35%	70	10.49%	2	0.30%
0052218														
Election Day	0	0.00%	4	13.33%	0	0.00%	0	0.00%	0	0.00%	0	0.00%	0	0.00%
Vote by Mail	0	0.00%	44	6.81%	5	0.77%	0	0.00%	15	2.32%	63	9.75%	0	0.00%
Canvass	0	0.00%	0	0.00%	0	0.00%	0	0.00%	0	0.00%	0	0.00%	0	0.00%
Total	0	0.00%	48	7.04%	5	0.73%	0	0.00%	15	2.20%	63	9.24%	0	0.00%
0052342														
Election Day	0	0.00%	3	10.34%	0	0.00%	0	0.00%	0	0.00%	1	3.45%	0	0.00%
Vote by Mail	0	0.00%	14	3.59%	6	1.54%	0	0.00%	7	1.79%	41	10.51%	0	0.00%
Canvass	0	0.00%	0	0.00%	0	0.00%	0	0.00%	0	0.00%	1	20.00%	0	0.00%
Total	0	0.00%	17	4.01%	6	1.42%	0	0.00%	7	1.65%	43	10.14%	0	0.00%
0052492														
Election Day	0	0.00%	4	13.79%	0	0.00%	0	0.00%	1	3.45%	0	0.00%	0	0.00%
Vote by Mail	1	0.15%	32	4.93%	5	0.77%	0	0.00%	6	0.92%	31	4.78%	0	0.00%
Canvass	0	0.00%	0	0.00%	0	0.00%	0	0.00%	0	0.00%	0	0.00%	0	0.00%
Total	1	0.15%	36	5.29%	5	0.73%	0	0.00%	7	1.03%	31	4.55%	0	0.00%

Precinct	ROBERT C. NEWMAN II (REP)		DENNIS RICHTER (NPP)		BRANDON M. ROSS (DEM)		SAM L. GALLUCCI (REP)		TED GAINES (REP)		CAITLYN JENNER (REP)		LEO S. ZACKY (REP)	
0051844														
Election Day	0	0.00%	0	0.00%	2	4.65%	0	0.00%	0	0.00%	1	2.33%	0	0.00%
Vote by Mail	0	0.00%	0	0.00%	38	6.09%	1	0.16%	8	1.28%	5	0.80%	0	0.00%
Canvass	0	0.00%	0	0.00%	2	20.00%	0	0.00%	0	0.00%	0	0.00%	0	0.00%
Total	0	0.00%	0	0.00%	42	6.20%	1	0.15%	8	1.18%	6	0.89%	0	0.00%
0051988														
Election Day	0	0.00%	0	0.00%	0	0.00%	0	0.00%	0	0.00%	1	2.50%	0	0.00%
Vote by Mail	0	0.00%	2	0.36%	31	5.53%	3	0.53%	8	1.43%	6	1.07%	2	0.36%
Canvass	0	0.00%	0	0.00%	0	0.00%	0	0.00%	0	0.00%	0	0.00%	0	0.00%
Total	0	0.00%	2	0.33%	31	5.15%	3	0.50%	8	1.33%	7	1.16%	2	0.33%
0052104														
Election Day	0	0.00%	0	0.00%	3	9.09%	0	0.00%	0	0.00%	0	0.00%	0	0.00%
Vote by Mail	1	0.16%	1	0.16%	29	4.61%	0	0.00%	16	2.54%	4	0.64%	0	0.00%
Canvass	0	0.00%	0	0.00%	1	20.00%	0	0.00%	0	0.00%	0	0.00%	0	0.00%
Total	1	0.15%	1	0.15%	33	4.95%	0	0.00%	16	2.40%	4	0.60%	0	0.00%
0052218														
Election Day	0	0.00%	0	0.00%	2	6.67%	0	0.00%	0	0.00%	0	0.00%	0	0.00%
Vote by Mail	1	0.15%	0	0.00%	48	7.43%	0	0.00%	15	2.32%	4	0.62%	0	0.00%
Canvass	0	0.00%	0	0.00%	0	0.00%	0	0.00%	0	0.00%	0	0.00%	0	0.00%
Total	1	0.15%	0	0.00%	50	7.33%	0	0.00%	15	2.20%	4	0.59%	0	0.00%
0052342														
Election Day	0	0.00%	0	0.00%	0	0.00%	0	0.00%	0	0.00%	0	0.00%	0	0.00%
Vote by Mail	0	0.00%	0	0.00%	20	5.13%	0	0.00%	4	1.03%	3	0.77%	0	0.00%
Canvass	0	0.00%	1	20.00%	1	20.00%	0	0.00%	0	0.00%	0	0.00%	0	0.00%
Total	0	0.00%	1	0.24%	21	4.95%	0	0.00%	4	0.94%	3	0.71%	0	0.00%
0052492														
Election Day	0	0.00%	0	0.00%	1	3.45%	0	0.00%	0	0.00%	0	0.00%	0	0.00%
Vote by Mail	0	0.00%	3	0.46%	27	4.16%	0	0.00%	9	1.39%	12	1.85%	0	0.00%
Canvass	0	0.00%	0	0.00%	0	0.00%	0	0.00%	0	0.00%	0	0.00%	0	0.00%
Total	0	0.00%	3	0.44%	28	4.11%	0	0.00%	9	1.32%	12	1.76%	0	0.00%

Precinct	JENNY RAE LE ROUX (REP)		DAVID LOZANO (REP)		STEVE CHAVEZ LODGE (REP)		MICHAEL LOEBS (NPP)		DENIS LUCEY (NPP)		DIEGO MARTINEZ (REP)		JEREMIAH "JEREMY" MARCINIAK (NPP)	
0051844														
Election Day	0	0.00%	0	0.00%	0	0.00%	0	0.00%	0	0.00%	0	0.00%	0	0.00%
Vote by Mail	1	0.16%	0	0.00%	0	0.00%	4	0.64%	0	0.00%	0	0.00%	0	0.00%
Canvass	0	0.00%	0	0.00%	0	0.00%	0	0.00%	0	0.00%	0	0.00%	0	0.00%
Total	1	0.15%	0	0.00%	0	0.00%	4	0.59%	0	0.00%	0	0.00%	0	0.00%
0051988														
Election Day	0	0.00%	0	0.00%	0	0.00%	0	0.00%	0	0.00%	0	0.00%	0	0.00%
Vote by Mail	1	0.18%	1	0.18%	0	0.00%	2	0.36%	0	0.00%	0	0.00%	0	0.00%
Canvass	0	0.00%	0	0.00%	0	0.00%	0	0.00%	0	0.00%	0	0.00%	0	0.00%
Total	1	0.17%	1	0.17%	0	0.00%	2	0.33%	0	0.00%	0	0.00%	0	0.00%
0052104														
Election Day	0	0.00%	0	0.00%	0	0.00%	0	0.00%	0	0.00%	0	0.00%	0	0.00%
Vote by Mail	1	0.16%	0	0.00%	0	0.00%	1	0.16%	0	0.00%	0	0.00%	0	0.00%
Canvass	0	0.00%	0	0.00%	0	0.00%	0	0.00%	0	0.00%	0	0.00%	0	0.00%
Total	1	0.15%	0	0.00%	0	0.00%	1	0.15%	0	0.00%	0	0.00%	0	0.00%
0052218														
Election Day	0	0.00%	0	0.00%	0	0.00%	0	0.00%	0	0.00%	0	0.00%	0	0.00%
Vote by Mail	1	0.15%	0	0.00%	1	0.15%	0	0.00%	0	0.00%	0	0.00%	0	0.00%
Canvass	0	0.00%	0	0.00%	0	0.00%	0	0.00%	0	0.00%	0	0.00%	0	0.00%
Total	1	0.15%	0	0.00%	1	0.15%	0	0.00%	0	0.00%	0	0.00%	0	0.00%
0052342														
Election Day	0	0.00%	0	0.00%	0	0.00%	0	0.00%	0	0.00%	0	0.00%	0	0.00%
Vote by Mail	0	0.00%	1	0.26%	1	0.26%	5	1.28%	0	0.00%	0	0.00%	0	0.00%
Canvass	0	0.00%	0	0.00%	0	0.00%	0	0.00%	0	0.00%	0	0.00%	0	0.00%
Total	0	0.00%	1	0.24%	1	0.24%	5	1.18%	0	0.00%	0	0.00%	0	0.00%
0052492														
Election Day	0	0.00%	0	0.00%	0	0.00%	0	0.00%	0	0.00%	0	0.00%	0	0.00%
Vote by Mail	2	0.31%	0	0.00%	2	0.31%	5	0.77%	0	0.00%	2	0.31%	1	0.15%
Canvass	0	0.00%	0	0.00%	0	0.00%	0	0.00%	0	0.00%	0	0.00%	0	0.00%
Total	2	0.29%	0	0.00%	2	0.29%	5	0.73%	0	0.00%	2	0.29%	1	0.15%

Precinct	DANIEL MERCURI (REP)		JACQUELINE MCGOWAN (DEM)		DAVID MOORE (NPP)		DAVID ALEXANDER BRAMANTE (REP)		HOLLY L. BAADE (DEM)		ANGELYNE (NPP)		JAMES G. HANINK (NPP)	
0051844														
Election Day	0	0.00%	0	0.00%	0	0.00%	0	0.00%	0	0.00%	0	0.00%	0	0.00%
Vote by Mail	0	0.00%	18	2.88%	1	0.16%	1	0.16%	6	0.96%	1	0.16%	0	0.00%
Canvass	0	0.00%	1	10.00%	0	0.00%	0	0.00%	0	0.00%	0	0.00%	0	0.00%
Total	0	0.00%	19	2.81%	1	0.15%	1	0.15%	6	0.89%	1	0.15%	0	0.00%
0051988														
Election Day	0	0.00%	0	0.00%	0	0.00%	1	2.50%	0	0.00%	0	0.00%	0	0.00%
Vote by Mail	0	0.00%	13	2.32%	2	0.36%	1	0.18%	6	1.07%	1	0.18%	2	0.36%
Canvass	0	0.00%	0	0.00%	0	0.00%	0	0.00%	0	0.00%	0	0.00%	0	0.00%
Total	0	0.00%	13	2.16%	2	0.33%	2	0.33%	6	1.00%	1	0.17%	2	0.33%
0052104														
Election Day	0	0.00%	1	3.03%	0	0.00%	0	0.00%	1	3.03%	0	0.00%	0	0.00%
Vote by Mail	0	0.00%	9	1.43%	0	0.00%	0	0.00%	9	1.43%	0	0.00%	2	0.32%
Canvass	0	0.00%	0	0.00%	0	0.00%	0	0.00%	0	0.00%	0	0.00%	0	0.00%
Total	0	0.00%	10	1.50%	0	0.00%	0	0.00%	10	1.50%	0	0.00%	2	0.30%
0052218														
Election Day	0	0.00%	0	0.00%	0	0.00%	0	0.00%	0	0.00%	0	0.00%	0	0.00%
Vote by Mail	2	0.31%	13	2.01%	0	0.00%	0	0.00%	7	1.08%	3	0.46%	0	0.00%
Canvass	0	0.00%	0	0.00%	0	0.00%	0	0.00%	1	16.67%	0	0.00%	0	0.00%
Total	2	0.29%	13	1.91%	0	0.00%	0	0.00%	8	1.17%	3	0.44%	0	0.00%
0052342														
Election Day	0	0.00%	1	3.45%	0	0.00%	0	0.00%	0	0.00%	0	0.00%	0	0.00%
Vote by Mail	0	0.00%	19	4.87%	1	0.26%	0	0.00%	5	1.28%	1	0.26%	1	0.26%
Canvass	0	0.00%	1	20.00%	0	0.00%	0	0.00%	1	20.00%	0	0.00%	0	0.00%
Total	0	0.00%	21	4.95%	1	0.24%	0	0.00%	6	1.42%	1	0.24%	1	0.24%
0052492														
Election Day	1	3.45%	0	0.00%	0	0.00%	0	0.00%	0	0.00%	0	0.00%	0	0.00%
Vote by Mail	0	0.00%	30	4.62%	2	0.31%	2	0.31%	7	1.08%	6	0.92%	0	0.00%
Canvass	0	0.00%	0	0.00%	0	0.00%	0	0.00%	1	33.33%	0	0.00%	0	0.00%
Total	1	0.15%	30	4.41%	2	0.29%	2	0.29%	8	1.17%	6	0.88%	0	0.00%

Precinct	DAVID HILLBERG (REP)		JEFF HEWITT (LIB)		JOHN R. DRAKE (DEM)		LARRY A. ELDER (REP)		KEVIN PAFFRATH (DEM)		ADAM PAPAGAN (NPP)		ARMANDO "MANDO" PEREZ- SERRATO (DEM)	
0051844														
Election Day	0	0.00%	0	0.00%	0	0.00%	29	67.44%	1	2.33%	0	0.00%	0	0.00%
Vote by Mail	0	0.00%	5	0.80%	5	0.80%	304	48.72%	54	8.65%	0	0.00%	4	0.64%
Canvass	0	0.00%	0	0.00%	0	0.00%	3	30.00%	1	10.00%	0	0.00%	1	10.00%
Total	0	0.00%	5	0.74%	5	0.74%	336	49.63%	56	8.27%	0	0.00%	5	0.74%
0051988														
Election Day	0	0.00%	0	0.00%	0	0.00%	28	70.00%	4	10.00%	0	0.00%	0	0.00%
Vote by Mail	0	0.00%	3	0.53%	7	1.25%	275	49.02%	41	7.31%	0	0.00%	6	1.07%
Canvass	0	0.00%	0	0.00%	0	0.00%	0	0.00%	0	0.00%	0	0.00%	0	0.00%
Total	0	0.00%	3	0.50%	7	1.16%	303	50.33%	45	7.48%	0	0.00%	6	1.00%
0052104														
Election Day	0	0.00%	0	0.00%	0	0.00%	20	60.61%	0	0.00%	0	0.00%	0	0.00%
Vote by Mail	0	0.00%	4	0.64%	4	0.64%	293	46.58%	64	10.17%	0	0.00%	4	0.64%
Canvass	0	0.00%	0	0.00%	0	0.00%	2	40.00%	0	0.00%	0	0.00%	0	0.00%
Total	0	0.00%	4	0.60%	4	0.60%	315	47.23%	64	9.60%	0	0.00%	4	0.60%
0052218														
Election Day	0	0.00%	0	0.00%	0	0.00%	23	76.67%	1	3.33%	0	0.00%	0	0.00%
Vote by Mail	0	0.00%	4	0.62%	8	1.24%	301	46.59%	52	8.05%	0	0.00%	2	0.31%
Canvass	0	0.00%	0	0.00%	0	0.00%	4	66.67%	1	16.67%	0	0.00%	0	0.00%
Total	0	0.00%	4	0.59%	8	1.17%	328	48.09%	54	7.92%	0	0.00%	2	0.29%
0052342														
Election Day	0	0.00%	0	0.00%	0	0.00%	21	72.41%	1	3.45%	0	0.00%	0	0.00%
Vote by Mail	0	0.00%	1	0.26%	4	1.03%	174	44.62%	35	8.97%	0	0.00%	2	0.51%
Canvass	0	0.00%	0	0.00%	0	0.00%	0	0.00%	0	0.00%	0	0.00%	0	0.00%
Total	0	0.00%	1	0.24%	4	0.94%	195	45.99%	36	8.49%	0	0.00%	2	0.47%
0052492														
Election Day	0	0.00%	0	0.00%	0	0.00%	21	72.41%	1	3.45%	0	0.00%	0	0.00%
Vote by Mail	1	0.15%	6	0.92%	10	1.54%	293	45.15%	59	9.09%	1	0.15%	4	0.62%
Canvass	0	0.00%	0	0.00%	0	0.00%	2	66.67%	0	0.00%	0	0.00%	0	0.00%
Total	1	0.15%	6	0.88%	10	1.47%	316	46.40%	60	8.81%	1	0.15%	4	0.59%

Precinct	JOHN COX (REP)		HEATHER COLLINS (G-P)		DANIEL WATTS (DEM)		NICKOLAS WILDSTAR (REP)		SARAH STEPHENS (REP)		DENVER STONER (REP)		JOE M. SYMMON (REP)	
0051844														
Election Day	0	0.00%	0	0.00%	1	2.33%	0	0.00%	0	0.00%	0	0.00%	0	0.00%
Vote by Mail	25	4.01%	2	0.32%	9	1.44%	0	0.00%	0	0.00%	3	0.48%	0	0.00%
Canvass	0	0.00%	0	0.00%	0	0.00%	0	0.00%	0	0.00%	0	0.00%	0	0.00%
Total	25	3.69%	2	0.30%	10	1.48%	0	0.00%	0	0.00%	3	0.44%	0	0.00%
0051988														
Election Day	2	5.00%	0	0.00%	0	0.00%	0	0.00%	0	0.00%	0	0.00%	0	0.00%
Vote by Mail	33	5.88%	3	0.53%	21	3.74%	0	0.00%	2	0.36%	2	0.36%	0	0.00%
Canvass	0	0.00%	1	100.00%	0	0.00%	0	0.00%	0	0.00%	0	0.00%	0	0.00%
Total	35	5.81%	4	0.66%	21	3.49%	0	0.00%	2	0.33%	2	0.33%	0	0.00%
0052104														
Election Day	0	0.00%	0	0.00%	0	0.00%	0	0.00%	0	0.00%	0	0.00%	0	0.00%
Vote by Mail	17	2.70%	6	0.95%	16	2.54%	2	0.32%	0	0.00%	1	0.16%	0	0.00%
Canvass	0	0.00%	1	20.00%	0	0.00%	0	0.00%	0	0.00%	0	0.00%	0	0.00%
Total	17	2.55%	7	1.05%	16	2.40%	2	0.30%	0	0.00%	1	0.15%	0	0.00%
0052218														
Election Day	0	0.00%	0	0.00%	0	0.00%	0	0.00%	0	0.00%	0	0.00%	0	0.00%
Vote by Mail	28	4.33%	1	0.15%	15	2.32%	0	0.00%	0	0.00%	1	0.15%	0	0.00%
Canvass	0	0.00%	0	0.00%	0	0.00%	0	0.00%	0	0.00%	0	0.00%	0	0.00%
Total	28	4.11%	1	0.15%	15	2.20%	0	0.00%	0	0.00%	1	0.15%	0	0.00%
0052342														
Election Day	1	3.45%	0	0.00%	1	3.45%	0	0.00%	0	0.00%	0	0.00%	0	0.00%
Vote by Mail	16	4.10%	6	1.54%	15	3.85%	0	0.00%	0	0.00%	0	0.00%	0	0.00%
Canvass	0	0.00%	0	0.00%	0	0.00%	0	0.00%	0	0.00%	0	0.00%	0	0.00%
Total	17	4.01%	6	1.42%	16	3.77%	0	0.00%	0	0.00%	0	0.00%	0	0.00%
0052492														
Election Day	0	0.00%	0	0.00%	0	0.00%	0	0.00%	0	0.00%	0	0.00%	0	0.00%
Vote by Mail	42	6.47%	6	0.92%	24	3.70%	0	0.00%	2	0.31%	2	0.31%	0	0.00%
Canvass	0	0.00%	0	0.00%	0	0.00%	0	0.00%	0	0.00%	0	0.00%	0	0.00%
Total	42	6.17%	6	0.88%	24	3.52%	0	0.00%	2	0.29%	2	0.29%	0	0.00%

Precinct	MAJOR SINGH (NPP)		DOUG OSE (REP)		Write-in		Total Votes	ROXANNE Qualified Write In		STACY SMITH Qualified Write In		MAJOR WILLIAMS Qualified Write In	
0051844													
Election Day	0	0.00%	0	0.00%	0	0.00%	43	0	0.00%	0	0.00%	0	0.00%
Vote by Mail	0	0.00%	10	1.60%	1	0.16%	624	0	0.00%	0	0.00%	1	0.16%
Canvass	0	0.00%	0	0.00%	0	0.00%	10	0	0.00%	0	0.00%	0	0.00%
Total	0	0.00%	10	1.48%	1	0.15%	677	0	0.00%	0	0.00%	1	0.15%
0051988													
Election Day	0	0.00%	1	2.50%	0	0.00%	40	0	0.00%	0	0.00%	0	0.00%
Vote by Mail	0	0.00%	1	0.18%	2	0.36%	561	0	0.00%	0	0.00%	2	0.36%
Canvass	0	0.00%	0	0.00%	0	0.00%	1	0	0.00%	0	0.00%	0	0.00%
Total	0	0.00%	2	0.33%	2	0.33%	602	0	0.00%	0	0.00%	2	0.33%
0052104													
Election Day	0	0.00%	0	0.00%	1	3.03%	33	0	0.00%	0	0.00%	1	3.03%
Vote by Mail	2	0.32%	5	0.79%	0	0.00%	629	0	0.00%	0	0.00%	0	0.00%
Canvass	0	0.00%	0	0.00%	0	0.00%	5	0	0.00%	0	0.00%	0	0.00%
Total	2	0.30%	5	0.75%	1	0.15%	667	0	0.00%	0	0.00%	1	0.15%
0052218													
Election Day	0	0.00%	0	0.00%	0	0.00%	30	0	0.00%	0	0.00%	0	0.00%
Vote by Mail	0	0.00%	6	0.93%	0	0.00%	646	0	0.00%	0	0.00%	0	0.00%
Canvass	0	0.00%	0	0.00%	0	0.00%	6	0	0.00%	0	0.00%	0	0.00%
Total	0	0.00%	6	0.88%	0	0.00%	682	0	0.00%	0	0.00%	0	0.00%
0052342													
Election Day	0	0.00%	0	0.00%	0	0.00%	29	0	0.00%	0	0.00%	0	0.00%
Vote by Mail	2	0.51%	3	0.77%	0	0.00%	390	0	0.00%	0	0.00%	0	0.00%
Canvass	0	0.00%	0	0.00%	0	0.00%	5	0	0.00%	0	0.00%	0	0.00%
Total	2	0.47%	3	0.71%	0	0.00%	424	0	0.00%	0	0.00%	0	0.00%
0052492													
Election Day	0	0.00%	0	0.00%	0	0.00%	29	0	0.00%	0	0.00%	0	0.00%
Vote by Mail	2	0.31%	8	1.23%	1	0.15%	649	0	0.00%	0	0.00%	1	0.15%
Canvass	0	0.00%	0	0.00%	0	0.00%	3	0	0.00%	0	0.00%	0	0.00%
Total	2	0.29%	8	1.17%	1	0.15%	681	0	0.00%	0	0.00%	1	0.15%

Precinct	THUY E. HUGENS Qualified Write In		MIKI HABRYN Qualified Write In		VINCE LUNDGREN Qualified Write In		VIVEK B. MOHAN Qualified Write In	
0051844								
Election Day	0	0.00%	0	0.00%	0	0.00%	0	0.00%
Vote by Mail	0	0.00%	0	0.00%	0	0.00%	0	0.00%
Canvass	0	0.00%	0	0.00%	0	0.00%	0	0.00%
Total	0	0.00%	0	0.00%	0	0.00%	0	0.00%
0051988								
Election Day	0	0.00%	0	0.00%	0	0.00%	0	0.00%
Vote by Mail	0	0.00%	0	0.00%	0	0.00%	0	0.00%
Canvass	0	0.00%	0	0.00%	0	0.00%	0	0.00%
Total	0	0.00%	0	0.00%	0	0.00%	0	0.00%
0052104								
Election Day	0	0.00%	0	0.00%	0	0.00%	0	0.00%
Vote by Mail	0	0.00%	0	0.00%	0	0.00%	0	0.00%
Canvass	0	0.00%	0	0.00%	0	0.00%	0	0.00%
Total	0	0.00%	0	0.00%	0	0.00%	0	0.00%
0052218								
Election Day	0	0.00%	0	0.00%	0	0.00%	0	0.00%
Vote by Mail	0	0.00%	0	0.00%	0	0.00%	0	0.00%
Canvass	0	0.00%	0	0.00%	0	0.00%	0	0.00%
Total	0	0.00%	0	0.00%	0	0.00%	0	0.00%
0052342								
Election Day	0	0.00%	0	0.00%	0	0.00%	0	0.00%
Vote by Mail	0	0.00%	0	0.00%	0	0.00%	0	0.00%
Canvass	0	0.00%	0	0.00%	0	0.00%	0	0.00%
Total	0	0.00%	0	0.00%	0	0.00%	0	0.00%
0052492								
Election Day	0	0.00%	0	0.00%	0	0.00%	0	0.00%
Vote by Mail	0	0.00%	0	0.00%	0	0.00%	0	0.00%
Canvass	0	0.00%	0	0.00%	0	0.00%	0	0.00%
Total	0	0.00%	0	0.00%	0	0.00%	0	0.00%

Precinct	Times Cast	Registered Voters	Undervotes	Overvotes
0052516				
Election Day	40	1,878	7	0
Vote by Mail	919	1,878	393	4
Canvass	4	1,878	2	0
Total	963	1,878	402	4
0052627				
Election Day	58	1,918	4	0
Vote by Mail	1,148	1,918	474	2
Canvass	7	1,918	1	0
Total	1,213	1,918	479	2
0052723				
Election Day	54	1,719	6	0
Vote by Mail	994	1,719	426	3
Canvass	6	1,719	0	0
Total	1,054	1,719	432	3
0052737				
Election Day	47	1,881	7	0
Vote by Mail	983	1,881	405	4
Canvass	7	1,881	0	0
Total	1,037	1,881	412	4
0052868				
Election Day	23	1,564	3	0
Vote by Mail	854	1,564	325	3
Canvass	7	1,564	2	0
Total	884	1,564	330	3
0052957				
Election Day	38	1,605	1	0
Vote by Mail	1,003	1,605	385	0
Canvass	4	1,605	2	0
Total	1,045	1,605	388	0

Precinct	DAN KAPELOVITZ (G-P)		KEVIN K. KAUL (NPP)	
0052516				
Election Day	0	0.00%	0	0.00%
Vote by Mail	2	0.38%	1	0.19%
Canvass	0	0.00%	0	0.00%
Total	2	0.36%	1	0.18%
0052627				
Election Day	0	0.00%	0	0.00%
Vote by Mail	2	0.30%	0	0.00%
Canvass	0	0.00%	0	0.00%
Total	2	0.27%	0	0.00%
0052723				
Election Day	1	2.08%	0	0.00%
Vote by Mail	4	0.71%	0	0.00%
Canvass	0	0.00%	0	0.00%
Total	5	0.81%	0	0.00%
0052737				
Election Day	0	0.00%	0	0.00%
Vote by Mail	5	0.87%	0	0.00%
Canvass	0	0.00%	0	0.00%
Total	5	0.81%	0	0.00%
0052868				
Election Day	0	0.00%	0	0.00%
Vote by Mail	1	0.19%	0	0.00%
Canvass	0	0.00%	0	0.00%
Total	1	0.18%	0	0.00%
0052957				
Election Day	0	0.00%	0	0.00%
Vote by Mail	1	0.16%	1	0.16%
Canvass	0	0.00%	0	0.00%
Total	1	0.15%	1	0.15%

Precinct	CHAUNCEY "SLIM" KILLENS (REP)		KEVIN KILEY (REP)		PATRICK KILPATRICK (DEM)		ANTHONY TRIMINO (REP)		JOEL VENTRESCA (DEM)		KEVIN L. FAULCONER (REP)		RHONDA FURIN (REP)	
0052516														
Election Day	0	0.00%	0	0.00%	0	0.00%	0	0.00%	0	0.00%	0	0.00%	0	0.00%
Vote by Mail	2	0.38%	25	4.79%	3	0.57%	2	0.38%	17	3.26%	39	7.47%	0	0.00%
Canvass	0	0.00%	0	0.00%	0	0.00%	0	0.00%	0	0.00%	0	0.00%	0	0.00%
Total	2	0.36%	25	4.49%	3	0.54%	2	0.36%	17	3.05%	39	7.00%	0	0.00%
0052627														
Election Day	0	0.00%	0	0.00%	0	0.00%	0	0.00%	1	1.85%	1	1.85%	1	1.85%
Vote by Mail	0	0.00%	39	5.80%	6	0.89%	2	0.30%	5	0.74%	52	7.74%	1	0.15%
Canvass	0	0.00%	0	0.00%	0	0.00%	0	0.00%	0	0.00%	1	16.67%	0	0.00%
Total	0	0.00%	39	5.33%	6	0.82%	2	0.27%	6	0.82%	54	7.38%	2	0.27%
0052723														
Election Day	0	0.00%	3	6.25%	0	0.00%	0	0.00%	0	0.00%	2	4.17%	1	2.08%
Vote by Mail	0	0.00%	30	5.31%	6	1.06%	2	0.35%	6	1.06%	33	5.84%	0	0.00%
Canvass	0	0.00%	0	0.00%	0	0.00%	0	0.00%	0	0.00%	1	16.67%	0	0.00%
Total	0	0.00%	33	5.33%	6	0.97%	2	0.32%	6	0.97%	36	5.82%	1	0.16%
0052737														
Election Day	0	0.00%	2	5.00%	1	2.50%	2	5.00%	0	0.00%	1	2.50%	0	0.00%
Vote by Mail	0	0.00%	20	3.48%	5	0.87%	3	0.52%	6	1.05%	49	8.54%	1	0.17%
Canvass	0	0.00%	0	0.00%	0	0.00%	0	0.00%	0	0.00%	0	0.00%	0	0.00%
Total	0	0.00%	22	3.54%	6	0.97%	5	0.81%	6	0.97%	50	8.05%	1	0.16%
0052868														
Election Day	0	0.00%	0	0.00%	0	0.00%	0	0.00%	0	0.00%	0	0.00%	0	0.00%
Vote by Mail	3	0.57%	22	4.18%	0	0.00%	0	0.00%	9	1.71%	28	5.32%	0	0.00%
Canvass	0	0.00%	1	20.00%	0	0.00%	0	0.00%	0	0.00%	0	0.00%	0	0.00%
Total	3	0.54%	23	4.17%	0	0.00%	0	0.00%	9	1.63%	28	5.08%	0	0.00%
0052957														
Election Day	1	2.70%	0	0.00%	0	0.00%	0	0.00%	0	0.00%	0	0.00%	0	0.00%
Vote by Mail	5	0.81%	25	4.05%	3	0.49%	2	0.32%	7	1.13%	55	8.90%	0	0.00%
Canvass	0	0.00%	0	0.00%	0	0.00%	0	0.00%	0	0.00%	1	50.00%	0	0.00%
Total	6	0.91%	25	3.81%	3	0.46%	2	0.30%	7	1.07%	56	8.52%	0	0.00%

Precinct	ROBERT C. NEWMAN II (REP)		DENNIS RICHTER (NPP)		BRANDON M. ROSS (DEM)		SAM L. GALLUCCI (REP)		TED GAINES (REP)		CAITLYN JENNER (REP)		LEO S. ZACKY (REP)	
0052516														
Election Day	1	3.03%	0	0.00%	0	0.00%	0	0.00%	1	3.03%	0	0.00%	0	0.00%
Vote by Mail	1	0.19%	1	0.19%	18	3.45%	0	0.00%	10	1.92%	7	1.34%	0	0.00%
Canvass	0	0.00%	0	0.00%	0	0.00%	0	0.00%	0	0.00%	0	0.00%	0	0.00%
Total	2	0.36%	1	0.18%	18	3.23%	0	0.00%	11	1.97%	7	1.26%	0	0.00%
0052627														
Election Day	0	0.00%	0	0.00%	2	3.70%	0	0.00%	0	0.00%	1	1.85%	0	0.00%
Vote by Mail	2	0.30%	0	0.00%	36	5.36%	1	0.15%	9	1.34%	11	1.64%	0	0.00%
Canvass	0	0.00%	0	0.00%	0	0.00%	0	0.00%	0	0.00%	0	0.00%	0	0.00%
Total	2	0.27%	0	0.00%	38	5.19%	1	0.14%	9	1.23%	12	1.64%	0	0.00%
0052723														
Election Day	0	0.00%	0	0.00%	2	4.17%	0	0.00%	0	0.00%	0	0.00%	0	0.00%
Vote by Mail	2	0.35%	1	0.18%	22	3.89%	3	0.53%	10	1.77%	5	0.88%	0	0.00%
Canvass	0	0.00%	0	0.00%	0	0.00%	0	0.00%	0	0.00%	0	0.00%	0	0.00%
Total	2	0.32%	1	0.16%	24	3.88%	3	0.48%	10	1.62%	5	0.81%	0	0.00%
0052737														
Election Day	0	0.00%	0	0.00%	2	5.00%	0	0.00%	0	0.00%	0	0.00%	0	0.00%
Vote by Mail	0	0.00%	0	0.00%	28	4.88%	0	0.00%	12	2.09%	6	1.05%	0	0.00%
Canvass	0	0.00%	0	0.00%	1	14.29%	0	0.00%	0	0.00%	0	0.00%	0	0.00%
Total	0	0.00%	0	0.00%	31	4.99%	0	0.00%	12	1.93%	6	0.97%	0	0.00%
0052868														
Election Day	0	0.00%	0	0.00%	0	0.00%	0	0.00%	0	0.00%	0	0.00%	0	0.00%
Vote by Mail	0	0.00%	0	0.00%	36	6.84%	0	0.00%	7	1.33%	4	0.76%	2	0.38%
Canvass	0	0.00%	0	0.00%	0	0.00%	0	0.00%	0	0.00%	0	0.00%	0	0.00%
Total	0	0.00%	0	0.00%	36	6.53%	0	0.00%	7	1.27%	4	0.73%	2	0.36%
0052957														
Election Day	0	0.00%	0	0.00%	0	0.00%	0	0.00%	0	0.00%	0	0.00%	0	0.00%
Vote by Mail	0	0.00%	0	0.00%	36	5.83%	0	0.00%	9	1.46%	6	0.97%	0	0.00%
Canvass	0	0.00%	0	0.00%	1	50.00%	0	0.00%	0	0.00%	0	0.00%	0	0.00%
Total	0	0.00%	0	0.00%	37	5.63%	0	0.00%	9	1.37%	6	0.91%	0	0.00%

Precinct	JENNY RAE LE ROUX (REP)		DAVID LOZANO (REP)		STEVE CHAVEZ LODGE (REP)		MICHAEL LOEBBS (NPP)		DENIS LUCEY (NPP)		DIEGO MARTINEZ (REP)		JEREMIAH "JEREMY" MARCINIAK (NPP)	
0052516														
Election Day	0	0.00%	0	0.00%	0	0.00%	0	0.00%	0	0.00%	0	0.00%	0	0.00%
Vote by Mail	2	0.38%	1	0.19%	3	0.57%	3	0.57%	3	0.57%	0	0.00%	0	0.00%
Canvass	0	0.00%	0	0.00%	0	0.00%	0	0.00%	0	0.00%	0	0.00%	0	0.00%
Total	2	0.36%	1	0.18%	3	0.54%	3	0.54%	3	0.54%	0	0.00%	0	0.00%
0052627														
Election Day	0	0.00%	0	0.00%	0	0.00%	0	0.00%	0	0.00%	0	0.00%	0	0.00%
Vote by Mail	0	0.00%	2	0.30%	1	0.15%	1	0.15%	0	0.00%	0	0.00%	0	0.00%
Canvass	0	0.00%	0	0.00%	0	0.00%	0	0.00%	0	0.00%	0	0.00%	0	0.00%
Total	0	0.00%	2	0.27%	1	0.14%	1	0.14%	0	0.00%	0	0.00%	0	0.00%
0052723														
Election Day	0	0.00%	0	0.00%	0	0.00%	0	0.00%	0	0.00%	0	0.00%	0	0.00%
Vote by Mail	2	0.35%	0	0.00%	0	0.00%	2	0.35%	1	0.18%	0	0.00%	0	0.00%
Canvass	0	0.00%	0	0.00%	0	0.00%	0	0.00%	0	0.00%	0	0.00%	0	0.00%
Total	2	0.32%	0	0.00%	0	0.00%	2	0.32%	1	0.16%	0	0.00%	0	0.00%
0052737														
Election Day	0	0.00%	0	0.00%	0	0.00%	0	0.00%	0	0.00%	0	0.00%	0	0.00%
Vote by Mail	0	0.00%	2	0.35%	1	0.17%	0	0.00%	0	0.00%	1	0.17%	0	0.00%
Canvass	0	0.00%	0	0.00%	0	0.00%	0	0.00%	0	0.00%	0	0.00%	0	0.00%
Total	0	0.00%	2	0.32%	1	0.16%	0	0.00%	0	0.00%	1	0.16%	0	0.00%
0052868														
Election Day	0	0.00%	0	0.00%	0	0.00%	0	0.00%	0	0.00%	0	0.00%	0	0.00%
Vote by Mail	0	0.00%	2	0.38%	0	0.00%	1	0.19%	0	0.00%	0	0.00%	0	0.00%
Canvass	0	0.00%	0	0.00%	0	0.00%	0	0.00%	0	0.00%	0	0.00%	0	0.00%
Total	0	0.00%	2	0.36%	0	0.00%	1	0.18%	0	0.00%	0	0.00%	0	0.00%
0052957														
Election Day	0	0.00%	0	0.00%	0	0.00%	0	0.00%	0	0.00%	0	0.00%	0	0.00%
Vote by Mail	0	0.00%	0	0.00%	0	0.00%	4	0.65%	0	0.00%	1	0.16%	0	0.00%
Canvass	0	0.00%	0	0.00%	0	0.00%	0	0.00%	0	0.00%	0	0.00%	0	0.00%
Total	0	0.00%	0	0.00%	0	0.00%	4	0.61%	0	0.00%	1	0.15%	0	0.00%

Precinct	DANIEL MERCURI (REP)		JACQUELINE MCGOWAN (DEM)		DAVID MOORE (NPP)		DAVID ALEXANDER BRAMANTE (REP)		HOLLY L. BAADE (DEM)		ANGELYNE (NPP)		JAMES G. HANINK (NPP)	
0052516														
Election Day	0	0.00%	0	0.00%	0	0.00%	0	0.00%	1	3.03%	0	0.00%	0	0.00%
Vote by Mail	0	0.00%	19	3.64%	2	0.38%	2	0.38%	9	1.72%	2	0.38%	0	0.00%
Canvass	0	0.00%	0	0.00%	0	0.00%	0	0.00%	0	0.00%	0	0.00%	0	0.00%
Total	0	0.00%	19	3.41%	2	0.36%	2	0.36%	10	1.80%	2	0.36%	0	0.00%
0052627														
Election Day	0	0.00%	2	3.70%	0	0.00%	0	0.00%	0	0.00%	0	0.00%	1	1.85%
Vote by Mail	4	0.60%	21	3.13%	0	0.00%	0	0.00%	2	0.30%	3	0.45%	2	0.30%
Canvass	0	0.00%	0	0.00%	0	0.00%	0	0.00%	0	0.00%	0	0.00%	0	0.00%
Total	4	0.55%	23	3.14%	0	0.00%	0	0.00%	2	0.27%	3	0.41%	3	0.41%
0052723														
Election Day	0	0.00%	0	0.00%	0	0.00%	0	0.00%	0	0.00%	0	0.00%	0	0.00%
Vote by Mail	1	0.18%	18	3.19%	6	1.06%	0	0.00%	2	0.35%	0	0.00%	0	0.00%
Canvass	0	0.00%	0	0.00%	0	0.00%	0	0.00%	0	0.00%	0	0.00%	0	0.00%
Total	1	0.16%	18	2.91%	6	0.97%	0	0.00%	2	0.32%	0	0.00%	0	0.00%
0052737														
Election Day	0	0.00%	0	0.00%	0	0.00%	0	0.00%	0	0.00%	0	0.00%	0	0.00%
Vote by Mail	0	0.00%	20	3.48%	1	0.17%	2	0.35%	7	1.22%	0	0.00%	1	0.17%
Canvass	0	0.00%	0	0.00%	0	0.00%	0	0.00%	0	0.00%	0	0.00%	0	0.00%
Total	0	0.00%	20	3.22%	1	0.16%	2	0.32%	7	1.13%	0	0.00%	1	0.16%
0052868														
Election Day	0	0.00%	1	5.00%	0	0.00%	0	0.00%	0	0.00%	0	0.00%	0	0.00%
Vote by Mail	3	0.57%	22	4.18%	1	0.19%	4	0.76%	2	0.38%	0	0.00%	0	0.00%
Canvass	0	0.00%	0	0.00%	0	0.00%	0	0.00%	0	0.00%	0	0.00%	0	0.00%
Total	3	0.54%	23	4.17%	1	0.18%	4	0.73%	2	0.36%	0	0.00%	0	0.00%
0052957														
Election Day	0	0.00%	0	0.00%	0	0.00%	0	0.00%	0	0.00%	0	0.00%	0	0.00%
Vote by Mail	0	0.00%	12	1.94%	1	0.16%	0	0.00%	10	1.62%	5	0.81%	0	0.00%
Canvass	0	0.00%	0	0.00%	0	0.00%	0	0.00%	0	0.00%	0	0.00%	0	0.00%
Total	0	0.00%	12	1.83%	1	0.15%	0	0.00%	10	1.52%	5	0.76%	0	0.00%

Precinct	DAVID HILLBERG (REP)		JEFF HEWITT (LIB)		JOHN R. DRAKE (DEM)		LARRY A. ELDER (REP)		KEVIN PAFFRATH (DEM)		ADAM PAPAGAN (NPP)		ARMANDO "MANDO" PEREZ- SERRATO (DEM)	
0052516														
Election Day	0	0.00%	0	0.00%	0	0.00%	27	81.82%	0	0.00%	0	0.00%	0	0.00%
Vote by Mail	0	0.00%	4	0.77%	7	1.34%	246	47.13%	30	5.75%	2	0.38%	3	0.57%
Canvass	0	0.00%	0	0.00%	0	0.00%	2	100.00%	0	0.00%	0	0.00%	0	0.00%
Total	0	0.00%	4	0.72%	7	1.26%	275	49.37%	30	5.39%	2	0.36%	3	0.54%
0052627														
Election Day	0	0.00%	0	0.00%	0	0.00%	41	75.93%	1	1.85%	0	0.00%	1	1.85%
Vote by Mail	0	0.00%	7	1.04%	6	0.89%	339	50.45%	48	7.14%	0	0.00%	4	0.60%
Canvass	0	0.00%	0	0.00%	0	0.00%	4	66.67%	1	16.67%	0	0.00%	0	0.00%
Total	0	0.00%	7	0.96%	6	0.82%	384	52.46%	50	6.83%	0	0.00%	5	0.68%
0052723														
Election Day	0	0.00%	0	0.00%	0	0.00%	33	68.75%	1	2.08%	0	0.00%	0	0.00%
Vote by Mail	0	0.00%	3	0.53%	2	0.35%	314	55.58%	30	5.31%	1	0.18%	8	1.42%
Canvass	0	0.00%	0	0.00%	0	0.00%	5	83.33%	0	0.00%	0	0.00%	0	0.00%
Total	0	0.00%	3	0.48%	2	0.32%	352	56.87%	31	5.01%	1	0.16%	8	1.29%
0052737														
Election Day	0	0.00%	0	0.00%	0	0.00%	31	77.50%	1	2.50%	0	0.00%	0	0.00%
Vote by Mail	0	0.00%	4	0.70%	5	0.87%	287	50.00%	39	6.79%	0	0.00%	5	0.87%
Canvass	0	0.00%	0	0.00%	0	0.00%	5	71.43%	1	14.29%	0	0.00%	0	0.00%
Total	0	0.00%	4	0.64%	5	0.81%	323	52.01%	41	6.60%	0	0.00%	5	0.81%
0052868														
Election Day	0	0.00%	0	0.00%	0	0.00%	19	95.00%	0	0.00%	0	0.00%	0	0.00%
Vote by Mail	0	0.00%	7	1.33%	1	0.19%	265	50.38%	47	8.94%	0	0.00%	3	0.57%
Canvass	0	0.00%	0	0.00%	0	0.00%	4	80.00%	0	0.00%	0	0.00%	0	0.00%
Total	0	0.00%	7	1.27%	1	0.18%	288	52.27%	47	8.53%	0	0.00%	3	0.54%
0052957														
Election Day	0	0.00%	0	0.00%	0	0.00%	33	89.19%	1	2.70%	0	0.00%	0	0.00%
Vote by Mail	0	0.00%	5	0.81%	4	0.65%	321	51.94%	55	8.90%	0	0.00%	3	0.49%
Canvass	0	0.00%	0	0.00%	0	0.00%	0	0.00%	0	0.00%	0	0.00%	0	0.00%
Total	0	0.00%	5	0.76%	4	0.61%	354	53.88%	56	8.52%	0	0.00%	3	0.46%

Precinct	JOHN COX (REP)		HEATHER COLLINS (G-P)		DANIEL WATTS (DEM)		NICKOLAS WILDSTAR (REP)		SARAH STEPHENS (REP)		DENVER STONER (REP)		JOE M. SYMMON (REP)	
0052516														
Election Day	2	6.06%	0	0.00%	0	0.00%	0	0.00%	0	0.00%	0	0.00%	0	0.00%
Vote by Mail	28	5.36%	6	1.15%	10	1.92%	0	0.00%	2	0.38%	0	0.00%	0	0.00%
Canvass	0	0.00%	0	0.00%	0	0.00%	0	0.00%	0	0.00%	0	0.00%	0	0.00%
Total	30	5.39%	6	1.08%	10	1.80%	0	0.00%	2	0.36%	0	0.00%	0	0.00%
0052627														
Election Day	0	0.00%	0	0.00%	1	1.85%	0	0.00%	0	0.00%	0	0.00%	0	0.00%
Vote by Mail	26	3.87%	13	1.93%	16	2.38%	1	0.15%	0	0.00%	0	0.00%	0	0.00%
Canvass	0	0.00%	0	0.00%	0	0.00%	0	0.00%	0	0.00%	0	0.00%	0	0.00%
Total	26	3.55%	13	1.78%	17	2.32%	1	0.14%	0	0.00%	0	0.00%	0	0.00%
0052723														
Election Day	3	6.25%	0	0.00%	1	2.08%	0	0.00%	0	0.00%	0	0.00%	0	0.00%
Vote by Mail	20	3.54%	3	0.53%	19	3.36%	0	0.00%	0	0.00%	2	0.35%	0	0.00%
Canvass	0	0.00%	0	0.00%	0	0.00%	0	0.00%	0	0.00%	0	0.00%	0	0.00%
Total	23	3.72%	3	0.48%	20	3.23%	0	0.00%	0	0.00%	2	0.32%	0	0.00%
0052737														
Election Day	0	0.00%	0	0.00%	0	0.00%	0	0.00%	0	0.00%	0	0.00%	0	0.00%
Vote by Mail	32	5.57%	3	0.52%	9	1.57%	2	0.35%	0	0.00%	3	0.52%	2	0.35%
Canvass	0	0.00%	0	0.00%	0	0.00%	0	0.00%	0	0.00%	0	0.00%	0	0.00%
Total	32	5.15%	3	0.48%	9	1.45%	2	0.32%	0	0.00%	3	0.48%	2	0.32%
0052868														
Election Day	0	0.00%	0	0.00%	0	0.00%	0	0.00%	0	0.00%	0	0.00%	0	0.00%
Vote by Mail	30	5.70%	1	0.19%	11	2.09%	0	0.00%	2	0.38%	2	0.38%	0	0.00%
Canvass	0	0.00%	0	0.00%	0	0.00%	0	0.00%	0	0.00%	0	0.00%	0	0.00%
Total	30	5.44%	1	0.18%	11	2.00%	0	0.00%	2	0.36%	2	0.36%	0	0.00%
0052957														
Election Day	2	5.41%	0	0.00%	0	0.00%	0	0.00%	0	0.00%	0	0.00%	0	0.00%
Vote by Mail	20	3.24%	3	0.49%	13	2.10%	0	0.00%	0	0.00%	0	0.00%	0	0.00%
Canvass	0	0.00%	0	0.00%	0	0.00%	0	0.00%	0	0.00%	0	0.00%	0	0.00%
Total	22	3.35%	3	0.46%	13	1.98%	0	0.00%	0	0.00%	0	0.00%	0	0.00%

Precinct	MAJOR SINGH (NPP)		DOUG OSE (REP)		Write-in		Total Votes	ROXANNE Qualified Write In		STACY SMITH Qualified Write In		MAJOR WILLIAMS Qualified Write In	
0052516													
Election Day	0	0.00%	1	3.03%	0	0.00%	33	0	0.00%	0	0.00%	0	0.00%
Vote by Mail	2	0.38%	8	1.53%	0	0.00%	522	0	0.00%	0	0.00%	0	0.00%
Canvass	0	0.00%	0	0.00%	0	0.00%	2	0	0.00%	0	0.00%	0	0.00%
Total	2	0.36%	9	1.62%	0	0.00%	557	0	0.00%	0	0.00%	0	0.00%
0052627													
Election Day	0	0.00%	1	1.85%	0	0.00%	54	0	0.00%	0	0.00%	0	0.00%
Vote by Mail	0	0.00%	8	1.19%	2	0.30%	672	0	0.00%	0	0.00%	2	0.30%
Canvass	0	0.00%	0	0.00%	0	0.00%	6	0	0.00%	0	0.00%	0	0.00%
Total	0	0.00%	9	1.23%	2	0.27%	732	0	0.00%	0	0.00%	2	0.27%
0052723													
Election Day	1	2.08%	0	0.00%	0	0.00%	48	0	0.00%	0	0.00%	0	0.00%
Vote by Mail	0	0.00%	5	0.88%	2	0.35%	565	0	0.00%	0	0.00%	2	0.35%
Canvass	0	0.00%	0	0.00%	0	0.00%	6	0	0.00%	0	0.00%	0	0.00%
Total	1	0.16%	5	0.81%	2	0.32%	619	0	0.00%	0	0.00%	2	0.32%
0052737													
Election Day	0	0.00%	0	0.00%	0	0.00%	40	0	0.00%	0	0.00%	0	0.00%
Vote by Mail	0	0.00%	12	2.09%	1	0.17%	574	0	0.00%	0	0.00%	1	0.17%
Canvass	0	0.00%	0	0.00%	0	0.00%	7	0	0.00%	0	0.00%	0	0.00%
Total	0	0.00%	12	1.93%	1	0.16%	621	0	0.00%	0	0.00%	1	0.16%
0052868													
Election Day	0	0.00%	0	0.00%	0	0.00%	20	0	0.00%	0	0.00%	0	0.00%
Vote by Mail	0	0.00%	5	0.95%	5	0.95%	526	0	0.00%	0	0.00%	5	0.95%
Canvass	0	0.00%	0	0.00%	0	0.00%	5	0	0.00%	0	0.00%	0	0.00%
Total	0	0.00%	5	0.91%	5	0.91%	551	0	0.00%	0	0.00%	5	0.91%
0052957													
Election Day	0	0.00%	0	0.00%	0	0.00%	37	0	0.00%	0	0.00%	0	0.00%
Vote by Mail	0	0.00%	9	1.46%	2	0.32%	618	0	0.00%	0	0.00%	2	0.32%
Canvass	0	0.00%	0	0.00%	0	0.00%	2	0	0.00%	0	0.00%	0	0.00%
Total	0	0.00%	9	1.37%	2	0.30%	657	0	0.00%	0	0.00%	2	0.30%

Precinct	THUY E. HUGENS Qualified Write In		MIKI HABRYN Qualified Write In		VINCE LUNDGREN Qualified Write In		VIVEK B. MOHAN Qualified Write In	
0052516								
Election Day	0	0.00%	0	0.00%	0	0.00%	0	0.00%
Vote by Mail	0	0.00%	0	0.00%	0	0.00%	0	0.00%
Canvass	0	0.00%	0	0.00%	0	0.00%	0	0.00%
Total	0	0.00%	0	0.00%	0	0.00%	0	0.00%
0052627								
Election Day	0	0.00%	0	0.00%	0	0.00%	0	0.00%
Vote by Mail	0	0.00%	0	0.00%	0	0.00%	0	0.00%
Canvass	0	0.00%	0	0.00%	0	0.00%	0	0.00%
Total	0	0.00%	0	0.00%	0	0.00%	0	0.00%
0052723								
Election Day	0	0.00%	0	0.00%	0	0.00%	0	0.00%
Vote by Mail	0	0.00%	0	0.00%	0	0.00%	0	0.00%
Canvass	0	0.00%	0	0.00%	0	0.00%	0	0.00%
Total	0	0.00%	0	0.00%	0	0.00%	0	0.00%
0052737								
Election Day	0	0.00%	0	0.00%	0	0.00%	0	0.00%
Vote by Mail	0	0.00%	0	0.00%	0	0.00%	0	0.00%
Canvass	0	0.00%	0	0.00%	0	0.00%	0	0.00%
Total	0	0.00%	0	0.00%	0	0.00%	0	0.00%
0052868								
Election Day	0	0.00%	0	0.00%	0	0.00%	0	0.00%
Vote by Mail	0	0.00%	0	0.00%	0	0.00%	0	0.00%
Canvass	0	0.00%	0	0.00%	0	0.00%	0	0.00%
Total	0	0.00%	0	0.00%	0	0.00%	0	0.00%
0052957								
Election Day	0	0.00%	0	0.00%	0	0.00%	0	0.00%
Vote by Mail	0	0.00%	0	0.00%	0	0.00%	0	0.00%
Canvass	0	0.00%	0	0.00%	0	0.00%	0	0.00%
Total	0	0.00%	0	0.00%	0	0.00%	0	0.00%

Precinct	Times Cast	Registered Voters	Undervotes	Overvotes
0053014				
Election Day	46	1,495	1	0
Vote by Mail	978	1,495	337	0
Canvass	3	1,495	1	0
Total	1,027	1,495	339	0
0053067				
Election Day	21	1,393	2	0
Vote by Mail	813	1,393	324	3
Canvass	7	1,393	3	0
Total	841	1,393	329	3
0053137				
Election Day	57	1,633	3	0
Vote by Mail	1,159	1,633	421	1
Canvass	2	1,633	0	0
Total	1,218	1,633	424	1
0053261				
Election Day	43	1,716	5	0
Vote by Mail	963	1,716	323	3
Canvass	6	1,716	2	0
Total	1,012	1,716	330	3
0053293				
Election Day	42	1,660	11	0
Vote by Mail	1,019	1,660	421	1
Canvass	4	1,660	1	0
Total	1,065	1,660	433	1
0053391				
Election Day	44	1,456	4	1
Vote by Mail	869	1,456	301	1
Canvass	1	1,456	1	0
Total	914	1,456	306	2

Precinct	DAN KAPELOVITZ (G-P)		KEVIN K. KAUL (NPP)	
0053014				
Election Day	0	0.00%	0	0.00%
Vote by Mail	1	0.16%	0	0.00%
Canvass	0	0.00%	0	0.00%
Total	1	0.15%	0	0.00%
0053067				
Election Day	0	0.00%	0	0.00%
Vote by Mail	0	0.00%	0	0.00%
Canvass	0	0.00%	0	0.00%
Total	0	0.00%	0	0.00%
0053137				
Election Day	0	0.00%	0	0.00%
Vote by Mail	2	0.27%	0	0.00%
Canvass	0	0.00%	0	0.00%
Total	2	0.25%	0	0.00%
0053261				
Election Day	0	0.00%	0	0.00%
Vote by Mail	4	0.63%	1	0.16%
Canvass	0	0.00%	0	0.00%
Total	4	0.59%	1	0.15%
0053293				
Election Day	0	0.00%	0	0.00%
Vote by Mail	2	0.34%	0	0.00%
Canvass	0	0.00%	0	0.00%
Total	2	0.32%	0	0.00%
0053391				
Election Day	0	0.00%	0	0.00%
Vote by Mail	1	0.18%	0	0.00%
Canvass	0		0	
Total	1	0.17%	0	0.00%

Precinct	CHAUNCEY "SLIM" KILLENS (REP)		KEVIN KILEY (REP)		PATRICK KILPATRICK (DEM)		ANTHONY TRIMINO (REP)		JOEL VENTRESCA (DEM)		KEVIN L. FAULCONER (REP)		RHONDA FURIN (REP)	
0053014														
Election Day	0	0.00%	3	6.67%	0	0.00%	0	0.00%	0	0.00%	2	4.44%	0	0.00%
Vote by Mail	1	0.16%	42	6.55%	7	1.09%	4	0.62%	12	1.87%	52	8.11%	0	0.00%
Canvass	0	0.00%	0	0.00%	0	0.00%	0	0.00%	0	0.00%	0	0.00%	0	0.00%
Total	1	0.15%	45	6.54%	7	1.02%	4	0.58%	12	1.74%	54	7.85%	0	0.00%
0053067														
Election Day	0	0.00%	1	5.26%	0	0.00%	0	0.00%	0	0.00%	3	15.79%	0	0.00%
Vote by Mail	0	0.00%	31	6.38%	4	0.82%	1	0.21%	10	2.06%	41	8.44%	1	0.21%
Canvass	0	0.00%	0	0.00%	0	0.00%	0	0.00%	0	0.00%	1	25.00%	0	0.00%
Total	0	0.00%	32	6.29%	4	0.79%	1	0.20%	10	1.96%	45	8.84%	1	0.20%
0053137														
Election Day	0	0.00%	5	9.26%	0	0.00%	2	3.70%	0	0.00%	2	3.70%	0	0.00%
Vote by Mail	0	0.00%	49	6.65%	5	0.68%	2	0.27%	10	1.36%	85	11.53%	0	0.00%
Canvass	0	0.00%	1	50.00%	0	0.00%	0	0.00%	0	0.00%	0	0.00%	0	0.00%
Total	0	0.00%	55	6.94%	5	0.63%	4	0.50%	10	1.26%	87	10.97%	0	0.00%
0053261														
Election Day	0	0.00%	5	13.16%	0	0.00%	0	0.00%	1	2.63%	0	0.00%	0	0.00%
Vote by Mail	2	0.31%	31	4.87%	8	1.26%	1	0.16%	26	4.08%	51	8.01%	1	0.16%
Canvass	0	0.00%	0	0.00%	0	0.00%	0	0.00%	0	0.00%	0	0.00%	0	0.00%
Total	2	0.29%	36	5.30%	8	1.18%	1	0.15%	27	3.98%	51	7.51%	1	0.15%
0053293														
Election Day	0	0.00%	1	3.23%	0	0.00%	0	0.00%	0	0.00%	0	0.00%	0	0.00%
Vote by Mail	0	0.00%	28	4.69%	7	1.17%	1	0.17%	6	1.01%	43	7.20%	0	0.00%
Canvass	0	0.00%	0	0.00%	0	0.00%	0	0.00%	0	0.00%	0	0.00%	0	0.00%
Total	0	0.00%	29	4.60%	7	1.11%	1	0.16%	6	0.95%	43	6.81%	0	0.00%
0053391														
Election Day	0	0.00%	2	5.13%	0	0.00%	0	0.00%	0	0.00%	2	5.13%	0	0.00%
Vote by Mail	0	0.00%	39	6.88%	3	0.53%	2	0.35%	8	1.41%	40	7.05%	1	0.18%
Canvass	0		0		0		0		0		0		0	
Total	0	0.00%	41	6.77%	3	0.50%	2	0.33%	8	1.32%	42	6.93%	1	0.17%

Precinct	ROBERT C. NEWMAN II (REP)		DENNIS RICHTER (NPP)		BRANDON M. ROSS (DEM)		SAM L. GALLUCCI (REP)		TED GAINES (REP)		CAITLYN JENNER (REP)		LEO S. ZACKY (REP)	
0053014														
Election Day	0	0.00%	0	0.00%	0	0.00%	0	0.00%	0	0.00%	0	0.00%	0	0.00%
Vote by Mail	2	0.31%	0	0.00%	26	4.06%	5	0.78%	12	1.87%	3	0.47%	0	0.00%
Canvass	0	0.00%	0	0.00%	0	0.00%	0	0.00%	0	0.00%	0	0.00%	0	0.00%
Total	2	0.29%	0	0.00%	26	3.78%	5	0.73%	12	1.74%	3	0.44%	0	0.00%
0053067														
Election Day	0	0.00%	0	0.00%	0	0.00%	0	0.00%	0	0.00%	0	0.00%	0	0.00%
Vote by Mail	1	0.21%	0	0.00%	24	4.94%	1	0.21%	9	1.85%	6	1.23%	0	0.00%
Canvass	0	0.00%	0	0.00%	0	0.00%	0	0.00%	0	0.00%	0	0.00%	0	0.00%
Total	1	0.20%	0	0.00%	24	4.72%	1	0.20%	9	1.77%	6	1.18%	0	0.00%
0053137														
Election Day	0	0.00%	0	0.00%	1	1.85%	0	0.00%	0	0.00%	0	0.00%	0	0.00%
Vote by Mail	0	0.00%	0	0.00%	31	4.21%	5	0.68%	16	2.17%	12	1.63%	0	0.00%
Canvass	0	0.00%	0	0.00%	0	0.00%	0	0.00%	0	0.00%	0	0.00%	0	0.00%
Total	0	0.00%	0	0.00%	32	4.04%	5	0.63%	16	2.02%	12	1.51%	0	0.00%
0053261														
Election Day	0	0.00%	0	0.00%	1	2.63%	0	0.00%	0	0.00%	1	2.63%	0	0.00%
Vote by Mail	0	0.00%	0	0.00%	24	3.77%	7	1.10%	13	2.04%	14	2.20%	1	0.16%
Canvass	0	0.00%	0	0.00%	1	25.00%	0	0.00%	0	0.00%	0	0.00%	0	0.00%
Total	0	0.00%	0	0.00%	26	3.83%	7	1.03%	13	1.91%	15	2.21%	1	0.15%
0053293														
Election Day	0	0.00%	0	0.00%	1	3.23%	0	0.00%	0	0.00%	0	0.00%	0	0.00%
Vote by Mail	1	0.17%	3	0.50%	22	3.69%	2	0.34%	14	2.35%	10	1.68%	0	0.00%
Canvass	0	0.00%	0	0.00%	1	33.33%	0	0.00%	0	0.00%	0	0.00%	0	0.00%
Total	1	0.16%	3	0.48%	24	3.80%	2	0.32%	14	2.22%	10	1.58%	0	0.00%
0053391														
Election Day	0	0.00%	0	0.00%	4	10.26%	0	0.00%	1	2.56%	1	2.56%	0	0.00%
Vote by Mail	1	0.18%	0	0.00%	24	4.23%	1	0.18%	14	2.47%	8	1.41%	2	0.35%
Canvass	0		0		0		0		0		0		0	
Total	1	0.17%	0	0.00%	28	4.62%	1	0.17%	15	2.48%	9	1.49%	2	0.33%

Precinct	JENNY RAE LE ROUX (REP)		DAVID LOZANO (REP)		STEVE CHAVEZ LODGE (REP)		MICHAEL LOEBBS (NPP)		DENIS LUCEY (NPP)		DIEGO MARTINEZ (REP)		JEREMIAH "JEREMY" MARCINIAK (NPP)	
0053014														
Election Day	0	0.00%	0	0.00%	0	0.00%	0	0.00%	0	0.00%	0	0.00%	0	0.00%
Vote by Mail	0	0.00%	0	0.00%	0	0.00%	2	0.31%	0	0.00%	0	0.00%	0	0.00%
Canvass	0	0.00%	0	0.00%	0	0.00%	0	0.00%	0	0.00%	0	0.00%	0	0.00%
Total	0	0.00%	0	0.00%	0	0.00%	2	0.29%	0	0.00%	0	0.00%	0	0.00%
0053067														
Election Day	0	0.00%	0	0.00%	0	0.00%	0	0.00%	0	0.00%	0	0.00%	0	0.00%
Vote by Mail	1	0.21%	0	0.00%	1	0.21%	0	0.00%	0	0.00%	1	0.21%	1	0.21%
Canvass	0	0.00%	0	0.00%	0	0.00%	0	0.00%	0	0.00%	0	0.00%	0	0.00%
Total	1	0.20%	0	0.00%	1	0.20%	0	0.00%	0	0.00%	1	0.20%	1	0.20%
0053137														
Election Day	0	0.00%	0	0.00%	0	0.00%	0	0.00%	0	0.00%	0	0.00%	0	0.00%
Vote by Mail	2	0.27%	0	0.00%	0	0.00%	1	0.14%	0	0.00%	0	0.00%	0	0.00%
Canvass	0	0.00%	0	0.00%	0	0.00%	0	0.00%	0	0.00%	0	0.00%	0	0.00%
Total	2	0.25%	0	0.00%	0	0.00%	1	0.13%	0	0.00%	0	0.00%	0	0.00%
0053261														
Election Day	1	2.63%	0	0.00%	0	0.00%	0	0.00%	0	0.00%	0	0.00%	0	0.00%
Vote by Mail	2	0.31%	0	0.00%	1	0.16%	1	0.16%	0	0.00%	0	0.00%	0	0.00%
Canvass	0	0.00%	0	0.00%	0	0.00%	0	0.00%	0	0.00%	0	0.00%	0	0.00%
Total	3	0.44%	0	0.00%	1	0.15%	1	0.15%	0	0.00%	0	0.00%	0	0.00%
0053293														
Election Day	0	0.00%	0	0.00%	0	0.00%	0	0.00%	0	0.00%	0	0.00%	0	0.00%
Vote by Mail	5	0.84%	0	0.00%	0	0.00%	2	0.34%	0	0.00%	2	0.34%	0	0.00%
Canvass	0	0.00%	0	0.00%	0	0.00%	0	0.00%	0	0.00%	0	0.00%	0	0.00%
Total	5	0.79%	0	0.00%	0	0.00%	2	0.32%	0	0.00%	2	0.32%	0	0.00%
0053391														
Election Day	0	0.00%	0	0.00%	0	0.00%	0	0.00%	0	0.00%	0	0.00%	0	0.00%
Vote by Mail	1	0.18%	1	0.18%	1	0.18%	3	0.53%	0	0.00%	0	0.00%	0	0.00%
Canvass	0		0		0		0		0		0		0	
Total	1	0.17%	1	0.17%	1	0.17%	3	0.50%	0	0.00%	0	0.00%	0	0.00%

Precinct	DANIEL MERCURI (REP)		JACQUELINE MCGOWAN (DEM)		DAVID MOORE (NPP)		DAVID ALEXANDER BRAMANTE (REP)		HOLLY L. BAADE (DEM)		ANGELYNE (NPP)		JAMES G. HANINK (NPP)	
0053014														
Election Day	0	0.00%	0	0.00%	0	0.00%	0	0.00%	1	2.22%	0	0.00%	0	0.00%
Vote by Mail	1	0.16%	18	2.81%	4	0.62%	1	0.16%	8	1.25%	2	0.31%	0	0.00%
Canvass	0	0.00%	0	0.00%	0	0.00%	0	0.00%	0	0.00%	0	0.00%	0	0.00%
Total	1	0.15%	18	2.62%	4	0.58%	1	0.15%	9	1.31%	2	0.29%	0	0.00%
0053067														
Election Day	0	0.00%	1	5.26%	0	0.00%	0	0.00%	0	0.00%	0	0.00%	0	0.00%
Vote by Mail	2	0.41%	19	3.91%	1	0.21%	1	0.21%	2	0.41%	3	0.62%	2	0.41%
Canvass	0	0.00%	0	0.00%	0	0.00%	0	0.00%	1	25.00%	0	0.00%	0	0.00%
Total	2	0.39%	20	3.93%	1	0.20%	1	0.20%	3	0.59%	3	0.59%	2	0.39%
0053137														
Election Day	0	0.00%	0	0.00%	0	0.00%	0	0.00%	0	0.00%	0	0.00%	0	0.00%
Vote by Mail	1	0.14%	13	1.76%	0	0.00%	0	0.00%	4	0.54%	1	0.14%	0	0.00%
Canvass	0	0.00%	0	0.00%	0	0.00%	0	0.00%	0	0.00%	0	0.00%	0	0.00%
Total	1	0.13%	13	1.64%	0	0.00%	0	0.00%	4	0.50%	1	0.13%	0	0.00%
0053261														
Election Day	0	0.00%	0	0.00%	0	0.00%	0	0.00%	1	2.63%	0	0.00%	0	0.00%
Vote by Mail	0	0.00%	16	2.51%	3	0.47%	2	0.31%	7	1.10%	3	0.47%	0	0.00%
Canvass	0	0.00%	0	0.00%	0	0.00%	0	0.00%	0	0.00%	0	0.00%	0	0.00%
Total	0	0.00%	16	2.36%	3	0.44%	2	0.29%	8	1.18%	3	0.44%	0	0.00%
0053293														
Election Day	0	0.00%	1	3.23%	0	0.00%	0	0.00%	0	0.00%	0	0.00%	0	0.00%
Vote by Mail	1	0.17%	23	3.85%	1	0.17%	0	0.00%	6	1.01%	2	0.34%	0	0.00%
Canvass	0	0.00%	0	0.00%	0	0.00%	0	0.00%	0	0.00%	0	0.00%	0	0.00%
Total	1	0.16%	24	3.80%	1	0.16%	0	0.00%	6	0.95%	2	0.32%	0	0.00%
0053391														
Election Day	0	0.00%	0	0.00%	0	0.00%	1	2.56%	0	0.00%	0	0.00%	0	0.00%
Vote by Mail	0	0.00%	15	2.65%	3	0.53%	0	0.00%	5	0.88%	3	0.53%	0	0.00%
Canvass	0		0		0		0		0		0		0	
Total	0	0.00%	15	2.48%	3	0.50%	1	0.17%	5	0.83%	3	0.50%	0	0.00%

Precinct	DAVID HILLBERG (REP)		JEFF HEWITT (LIB)		JOHN R. DRAKE (DEM)		LARRY A. ELDER (REP)		KEVIN PAFFRATH (DEM)		ADAM PAPAGAN (NPP)		ARMANDO "MANDO" PEREZ- SERRATO (DEM)	
0053014														
Election Day	0	0.00%	0	0.00%	0	0.00%	39	86.67%	0	0.00%	0	0.00%	0	0.00%
Vote by Mail	0	0.00%	3	0.47%	2	0.31%	339	52.89%	46	7.18%	1	0.16%	2	0.31%
Canvass	0	0.00%	0	0.00%	0	0.00%	2	100.00%	0	0.00%	0	0.00%	0	0.00%
Total	0	0.00%	3	0.44%	2	0.29%	380	55.23%	46	6.69%	1	0.15%	2	0.29%
0053067														
Election Day	0	0.00%	0	0.00%	0	0.00%	14	73.68%	0	0.00%	0	0.00%	0	0.00%
Vote by Mail	0	0.00%	11	2.26%	5	1.03%	216	44.44%	42	8.64%	1	0.21%	0	0.00%
Canvass	0	0.00%	0	0.00%	0	0.00%	2	50.00%	0	0.00%	0	0.00%	0	0.00%
Total	0	0.00%	11	2.16%	5	0.98%	232	45.58%	42	8.25%	1	0.20%	0	0.00%
0053137														
Election Day	0	0.00%	0	0.00%	0	0.00%	41	75.93%	1	1.85%	0	0.00%	0	0.00%
Vote by Mail	0	0.00%	4	0.54%	1	0.14%	364	49.39%	50	6.78%	0	0.00%	5	0.68%
Canvass	0	0.00%	0	0.00%	0	0.00%	0	0.00%	0	0.00%	0	0.00%	0	0.00%
Total	0	0.00%	4	0.50%	1	0.13%	405	51.07%	51	6.43%	0	0.00%	5	0.63%
0053261														
Election Day	0	0.00%	0	0.00%	1	2.63%	26	68.42%	0	0.00%	0	0.00%	0	0.00%
Vote by Mail	0	0.00%	5	0.78%	5	0.78%	284	44.58%	53	8.32%	0	0.00%	2	0.31%
Canvass	0	0.00%	0	0.00%	0	0.00%	3	75.00%	0	0.00%	0	0.00%	0	0.00%
Total	0	0.00%	5	0.74%	6	0.88%	313	46.10%	53	7.81%	0	0.00%	2	0.29%
0053293														
Election Day	0	0.00%	0	0.00%	1	3.23%	26	83.87%	1	3.23%	0	0.00%	0	0.00%
Vote by Mail	0	0.00%	7	1.17%	3	0.50%	277	46.40%	55	9.21%	0	0.00%	2	0.34%
Canvass	0	0.00%	0	0.00%	0	0.00%	2	66.67%	0	0.00%	0	0.00%	0	0.00%
Total	0	0.00%	7	1.11%	4	0.63%	305	48.34%	56	8.87%	0	0.00%	2	0.32%
0053391														
Election Day	0	0.00%	0	0.00%	1	2.56%	25	64.10%	1	2.56%	0	0.00%	0	0.00%
Vote by Mail	0	0.00%	5	0.88%	1	0.18%	302	53.26%	34	6.00%	0	0.00%	1	0.18%
Canvass	0		0		0		0		0		0		0	
Total	0	0.00%	5	0.83%	2	0.33%	327	53.96%	35	5.78%	0	0.00%	1	0.17%

Precinct	JOHN COX (REP)		HEATHER COLLINS (G-P)		DANIEL WATTS (DEM)		NICKOLAS WILDSTAR (REP)		SARAH STEPHENS (REP)		DENVER STONER (REP)		JOE M. SYMMON (REP)	
0053014														
Election Day	0	0.00%	0	0.00%	0	0.00%	0	0.00%	0	0.00%	0	0.00%	0	0.00%
Vote by Mail	24	3.74%	7	1.09%	7	1.09%	1	0.16%	1	0.16%	0	0.00%	0	0.00%
Canvass	0	0.00%	0	0.00%	0	0.00%	0	0.00%	0	0.00%	0	0.00%	0	0.00%
Total	24	3.49%	7	1.02%	7	1.02%	1	0.15%	1	0.15%	0	0.00%	0	0.00%
0053067														
Election Day	0	0.00%	0	0.00%	0	0.00%	0	0.00%	0	0.00%	0	0.00%	0	0.00%
Vote by Mail	27	5.56%	3	0.62%	9	1.85%	0	0.00%	1	0.21%	3	0.62%	0	0.00%
Canvass	0	0.00%	0	0.00%	0	0.00%	0	0.00%	0	0.00%	0	0.00%	0	0.00%
Total	27	5.30%	3	0.59%	9	1.77%	0	0.00%	1	0.20%	3	0.59%	0	0.00%
0053137														
Election Day	0	0.00%	0	0.00%	1	1.85%	0	0.00%	0	0.00%	0	0.00%	0	0.00%
Vote by Mail	45	6.11%	5	0.68%	15	2.04%	0	0.00%	0	0.00%	2	0.27%	0	0.00%
Canvass	0	0.00%	1	50.00%	0	0.00%	0	0.00%	0	0.00%	0	0.00%	0	0.00%
Total	45	5.67%	6	0.76%	16	2.02%	0	0.00%	0	0.00%	2	0.25%	0	0.00%
0053261														
Election Day	1	2.63%	0	0.00%	0	0.00%	0	0.00%	0	0.00%	0	0.00%	0	0.00%
Vote by Mail	33	5.18%	7	1.10%	21	3.30%	0	0.00%	1	0.16%	0	0.00%	0	0.00%
Canvass	0	0.00%	0	0.00%	0	0.00%	0	0.00%	0	0.00%	0	0.00%	0	0.00%
Total	34	5.01%	7	1.03%	21	3.09%	0	0.00%	1	0.15%	0	0.00%	0	0.00%
0053293														
Election Day	0	0.00%	0	0.00%	0	0.00%	0	0.00%	0	0.00%	0	0.00%	0	0.00%
Vote by Mail	30	5.03%	2	0.34%	21	3.52%	1	0.17%	1	0.17%	2	0.34%	0	0.00%
Canvass	0	0.00%	0	0.00%	0	0.00%	0	0.00%	0	0.00%	0	0.00%	0	0.00%
Total	30	4.75%	2	0.32%	21	3.33%	1	0.16%	1	0.16%	2	0.32%	0	0.00%
0053391														
Election Day	1	2.56%	0	0.00%	0	0.00%	0	0.00%	0	0.00%	0	0.00%	0	0.00%
Vote by Mail	29	5.11%	0	0.00%	13	2.29%	1	0.18%	0	0.00%	1	0.18%	0	0.00%
Canvass	0		0		0		0		0		0		0	
Total	30	4.95%	0	0.00%	13	2.15%	1	0.17%	0	0.00%	1	0.17%	0	0.00%

Precinct	MAJOR SINGH (NPP)		DOUG OSE (REP)		Write-in		Total Votes	ROXANNE Qualified Write In		STACY SMITH Qualified Write In		MAJOR WILLIAMS Qualified Write In	
0053014													
Election Day	0	0.00%	0	0.00%	0	0.00%	45	0	0.00%	0	0.00%	0	0.00%
Vote by Mail	0	0.00%	5	0.78%	0	0.00%	641	0	0.00%	0	0.00%	0	0.00%
Canvass	0	0.00%	0	0.00%	0	0.00%	2	0	0.00%	0	0.00%	0	0.00%
Total	0	0.00%	5	0.73%	0	0.00%	688	0	0.00%	0	0.00%	0	0.00%
0053067													
Election Day	0	0.00%	0	0.00%	0	0.00%	19	0	0.00%	0	0.00%	0	0.00%
Vote by Mail	1	0.21%	4	0.82%	0	0.00%	486	0	0.00%	0	0.00%	0	0.00%
Canvass	0	0.00%	0	0.00%	0	0.00%	4	0	0.00%	0	0.00%	0	0.00%
Total	1	0.20%	4	0.79%	0	0.00%	509	0	0.00%	0	0.00%	0	0.00%
0053137													
Election Day	0	0.00%	1	1.85%	0	0.00%	54	0	0.00%	0	0.00%	0	0.00%
Vote by Mail	0	0.00%	6	0.81%	1	0.14%	737	0	0.00%	0	0.00%	1	0.14%
Canvass	0	0.00%	0	0.00%	0	0.00%	2	0	0.00%	0	0.00%	0	0.00%
Total	0	0.00%	7	0.88%	1	0.13%	793	0	0.00%	0	0.00%	1	0.13%
0053261													
Election Day	0	0.00%	0	0.00%	0	0.00%	38	0	0.00%	0	0.00%	0	0.00%
Vote by Mail	0	0.00%	6	0.94%	1	0.16%	637	0	0.00%	0	0.00%	1	0.16%
Canvass	0	0.00%	0	0.00%	0	0.00%	4	0	0.00%	0	0.00%	0	0.00%
Total	0	0.00%	6	0.88%	1	0.15%	679	0	0.00%	0	0.00%	1	0.15%
0053293													
Election Day	0	0.00%	0	0.00%	0	0.00%	31	0	0.00%	0	0.00%	0	0.00%
Vote by Mail	1	0.17%	13	2.18%	1	0.17%	597	0	0.00%	0	0.00%	1	0.17%
Canvass	0	0.00%	0	0.00%	0	0.00%	3	0	0.00%	0	0.00%	0	0.00%
Total	1	0.16%	13	2.06%	1	0.16%	631	0	0.00%	0	0.00%	1	0.16%
0053391													
Election Day	0	0.00%	0	0.00%	0	0.00%	39	0	0.00%	0	0.00%	0	0.00%
Vote by Mail	1	0.18%	3	0.53%	0	0.00%	567	0	0.00%	0	0.00%	0	0.00%
Canvass	0		0		0		0	0		0		0	
Total	1	0.17%	3	0.50%	0	0.00%	606	0	0.00%	0	0.00%	0	0.00%

Precinct	THUY E. HUGENS Qualified Write In		MIKI HABRYN Qualified Write In		VINCE LUNDGREN Qualified Write In		VIVEK B. MOHAN Qualified Write In	
0053014								
Election Day	0	0.00%	0	0.00%	0	0.00%	0	0.00%
Vote by Mail	0	0.00%	0	0.00%	0	0.00%	0	0.00%
Canvass	0	0.00%	0	0.00%	0	0.00%	0	0.00%
Total	0	0.00%	0	0.00%	0	0.00%	0	0.00%
0053067								
Election Day	0	0.00%	0	0.00%	0	0.00%	0	0.00%
Vote by Mail	0	0.00%	0	0.00%	0	0.00%	0	0.00%
Canvass	0	0.00%	0	0.00%	0	0.00%	0	0.00%
Total	0	0.00%	0	0.00%	0	0.00%	0	0.00%
0053137								
Election Day	0	0.00%	0	0.00%	0	0.00%	0	0.00%
Vote by Mail	0	0.00%	0	0.00%	0	0.00%	0	0.00%
Canvass	0	0.00%	0	0.00%	0	0.00%	0	0.00%
Total	0	0.00%	0	0.00%	0	0.00%	0	0.00%
0053261								
Election Day	0	0.00%	0	0.00%	0	0.00%	0	0.00%
Vote by Mail	0	0.00%	0	0.00%	0	0.00%	0	0.00%
Canvass	0	0.00%	0	0.00%	0	0.00%	0	0.00%
Total	0	0.00%	0	0.00%	0	0.00%	0	0.00%
0053293								
Election Day	0	0.00%	0	0.00%	0	0.00%	0	0.00%
Vote by Mail	0	0.00%	0	0.00%	0	0.00%	0	0.00%
Canvass	0	0.00%	0	0.00%	0	0.00%	0	0.00%
Total	0	0.00%	0	0.00%	0	0.00%	0	0.00%
0053391								
Election Day	0	0.00%	0	0.00%	0	0.00%	0	0.00%
Vote by Mail	0	0.00%	0	0.00%	0	0.00%	0	0.00%
Canvass	0		0		0		0	
Total	0	0.00%	0	0.00%	0	0.00%	0	0.00%

Precinct	Times Cast	Registered Voters	Undervotes	Overvotes
0053404				
Election Day	54	1,575	5	0
Vote by Mail	888	1,575	381	4
Canvass	5	1,575	1	0
Total	947	1,575	387	4
0053526				
Election Day	29	1,455	5	0
Vote by Mail	719	1,455	279	3
Canvass	6	1,455	2	0
Total	754	1,455	286	3
0053594				
Election Day	32	1,559	8	0
Vote by Mail	813	1,559	346	5
Canvass	12	1,559	2	0
Total	857	1,559	356	5
0053610				
Election Day	30	1,418	4	0
Vote by Mail	613	1,418	299	2
Canvass	7	1,418	1	0
Total	650	1,418	304	2
0053657				
Election Day	31	1,249	5	0
Vote by Mail	528	1,249	251	0
Canvass	3	1,249	2	0
Total	562	1,249	258	0
0053903				
Election Day	36	1,456	4	1
Vote by Mail	929	1,456	356	2
Canvass	6	1,456	2	0
Total	971	1,456	362	3

Precinct	DAN KAPELOVITZ (G-P)		KEVIN K. KAUL (NPP)	
0053404				
Election Day	0	0.00%	0	0.00%
Vote by Mail	4	0.80%	1	0.20%
Canvass	0	0.00%	0	0.00%
Total	4	0.72%	1	0.18%
0053526				
Election Day	0	0.00%	0	0.00%
Vote by Mail	3	0.69%	0	0.00%
Canvass	0	0.00%	0	0.00%
Total	3	0.65%	0	0.00%
0053594				
Election Day	0	0.00%	0	0.00%
Vote by Mail	2	0.43%	0	0.00%
Canvass	0	0.00%	0	0.00%
Total	2	0.40%	0	0.00%
0053610				
Election Day	0	0.00%	0	0.00%
Vote by Mail	2	0.64%	1	0.32%
Canvass	0	0.00%	0	0.00%
Total	2	0.58%	1	0.29%
0053657				
Election Day	0	0.00%	0	0.00%
Vote by Mail	5	1.81%	0	0.00%
Canvass	0	0.00%	0	0.00%
Total	5	1.64%	0	0.00%
0053903				
Election Day	1	3.23%	0	0.00%
Vote by Mail	0	0.00%	0	0.00%
Canvass	0	0.00%	0	0.00%
Total	1	0.17%	0	0.00%

Precinct	CHAUNCEY "SLIM" KILLENS (REP)		KEVIN KILEY (REP)		PATRICK KILPATRICK (DEM)		ANTHONY TRIMINO (REP)		JOEL VENTRESCA (DEM)		KEVIN L. FAULCONER (REP)		RHONDA FURIN (REP)	
0053404														
Election Day	0	0.00%	8	16.33%	0	0.00%	0	0.00%	0	0.00%	2	4.08%	0	0.00%
Vote by Mail	1	0.20%	33	6.56%	7	1.39%	6	1.19%	3	0.60%	25	4.97%	0	0.00%
Canvass	0	0.00%	0	0.00%	0	0.00%	0	0.00%	0	0.00%	0	0.00%	0	0.00%
Total	1	0.18%	41	7.37%	7	1.26%	6	1.08%	3	0.54%	27	4.86%	0	0.00%
0053526														
Election Day	0	0.00%	1	4.17%	0	0.00%	1	4.17%	0	0.00%	1	4.17%	0	0.00%
Vote by Mail	0	0.00%	19	4.35%	4	0.92%	1	0.23%	3	0.69%	29	6.64%	0	0.00%
Canvass	0	0.00%	0	0.00%	0	0.00%	0	0.00%	0	0.00%	0	0.00%	0	0.00%
Total	0	0.00%	20	4.30%	4	0.86%	2	0.43%	3	0.65%	30	6.45%	0	0.00%
0053594														
Election Day	0	0.00%	2	8.33%	0	0.00%	0	0.00%	0	0.00%	0	0.00%	0	0.00%
Vote by Mail	0	0.00%	25	5.41%	1	0.22%	5	1.08%	13	2.81%	43	9.31%	0	0.00%
Canvass	0	0.00%	0	0.00%	0	0.00%	0	0.00%	1	10.00%	0	0.00%	0	0.00%
Total	0	0.00%	27	5.44%	1	0.20%	5	1.01%	14	2.82%	43	8.67%	0	0.00%
0053610														
Election Day	0	0.00%	2	7.69%	0	0.00%	0	0.00%	0	0.00%	2	7.69%	0	0.00%
Vote by Mail	0	0.00%	8	2.56%	2	0.64%	2	0.64%	9	2.88%	19	6.09%	0	0.00%
Canvass	0	0.00%	0	0.00%	0	0.00%	0	0.00%	0	0.00%	1	16.67%	0	0.00%
Total	0	0.00%	10	2.91%	2	0.58%	2	0.58%	9	2.62%	22	6.40%	0	0.00%
0053657														
Election Day	0	0.00%	3	11.54%	0	0.00%	0	0.00%	0	0.00%	0	0.00%	0	0.00%
Vote by Mail	0	0.00%	14	5.05%	2	0.72%	2	0.72%	7	2.53%	20	7.22%	0	0.00%
Canvass	0	0.00%	0	0.00%	0	0.00%	0	0.00%	0	0.00%	0	0.00%	0	0.00%
Total	0	0.00%	17	5.59%	2	0.66%	2	0.66%	7	2.30%	20	6.58%	0	0.00%
0053903														
Election Day	0	0.00%	1	3.23%	0	0.00%	0	0.00%	1	3.23%	1	3.23%	0	0.00%
Vote by Mail	0	0.00%	51	8.93%	3	0.53%	2	0.35%	6	1.05%	51	8.93%	2	0.35%
Canvass	0	0.00%	0	0.00%	0	0.00%	0	0.00%	0	0.00%	0	0.00%	0	0.00%
Total	0	0.00%	52	8.58%	3	0.50%	2	0.33%	7	1.16%	52	8.58%	2	0.33%

Precinct	ROBERT C. NEWMAN II (REP)		DENNIS RICHTER (NPP)		BRANDON M. ROSS (DEM)		SAM L. GALLUCCI (REP)		TED GAINES (REP)		CAITLYN JENNER (REP)		LEO S. ZACKY (REP)	
0053404														
Election Day	0	0.00%	0	0.00%	3	6.12%	0	0.00%	0	0.00%	0	0.00%	0	0.00%
Vote by Mail	2	0.40%	0	0.00%	23	4.57%	0	0.00%	13	2.58%	4	0.80%	0	0.00%
Canvass	0	0.00%	0	0.00%	2	50.00%	0	0.00%	0	0.00%	0	0.00%	0	0.00%
Total	2	0.36%	0	0.00%	28	5.04%	0	0.00%	13	2.34%	4	0.72%	0	0.00%
0053526														
Election Day	0	0.00%	0	0.00%	2	8.33%	0	0.00%	0	0.00%	0	0.00%	0	0.00%
Vote by Mail	0	0.00%	1	0.23%	24	5.49%	1	0.23%	7	1.60%	6	1.37%	0	0.00%
Canvass	1	25.00%	0	0.00%	0	0.00%	0	0.00%	0	0.00%	0	0.00%	0	0.00%
Total	1	0.22%	1	0.22%	26	5.59%	1	0.22%	7	1.51%	6	1.29%	0	0.00%
0053594														
Election Day	0	0.00%	0	0.00%	4	16.67%	0	0.00%	0	0.00%	0	0.00%	0	0.00%
Vote by Mail	0	0.00%	1	0.22%	39	8.44%	4	0.87%	6	1.30%	3	0.65%	0	0.00%
Canvass	0	0.00%	0	0.00%	0	0.00%	0	0.00%	0	0.00%	0	0.00%	0	0.00%
Total	0	0.00%	1	0.20%	43	8.67%	4	0.81%	6	1.21%	3	0.60%	0	0.00%
0053610														
Election Day	0	0.00%	0	0.00%	0	0.00%	0	0.00%	0	0.00%	0	0.00%	0	0.00%
Vote by Mail	1	0.32%	0	0.00%	24	7.69%	2	0.64%	1	0.32%	5	1.60%	0	0.00%
Canvass	0	0.00%	0	0.00%	0	0.00%	0	0.00%	0	0.00%	0	0.00%	0	0.00%
Total	1	0.29%	0	0.00%	24	6.98%	2	0.58%	1	0.29%	5	1.45%	0	0.00%
0053657														
Election Day	0	0.00%	0	0.00%	2	7.69%	0	0.00%	0	0.00%	0	0.00%	0	0.00%
Vote by Mail	0	0.00%	0	0.00%	19	6.86%	2	0.72%	7	2.53%	4	1.44%	0	0.00%
Canvass	0	0.00%	0	0.00%	0	0.00%	0	0.00%	0	0.00%	0	0.00%	0	0.00%
Total	0	0.00%	0	0.00%	21	6.91%	2	0.66%	7	2.30%	4	1.32%	0	0.00%
0053903														
Election Day	0	0.00%	0	0.00%	0	0.00%	0	0.00%	0	0.00%	0	0.00%	0	0.00%
Vote by Mail	0	0.00%	0	0.00%	27	4.73%	6	1.05%	7	1.23%	4	0.70%	0	0.00%
Canvass	0	0.00%	0	0.00%	0	0.00%	1	25.00%	1	25.00%	0	0.00%	0	0.00%
Total	0	0.00%	0	0.00%	27	4.46%	7	1.16%	8	1.32%	4	0.66%	0	0.00%

Precinct	JENNY RAE LE ROUX (REP)		DAVID LOZANO (REP)		STEVE CHAVEZ LODGE (REP)		MICHAEL LOEBBS (NPP)		DENIS LUCEY (NPP)		DIEGO MARTINEZ (REP)		JEREMIAH "JEREMY" MARCINIAK (NPP)	
0053404														
Election Day	0	0.00%	0	0.00%	0	0.00%	0	0.00%	0	0.00%	0	0.00%	0	0.00%
Vote by Mail	1	0.20%	0	0.00%	0	0.00%	1	0.20%	0	0.00%	1	0.20%	1	0.20%
Canvass	0	0.00%	0	0.00%	0	0.00%	0	0.00%	0	0.00%	0	0.00%	0	0.00%
Total	1	0.18%	0	0.00%	0	0.00%	1	0.18%	0	0.00%	1	0.18%	1	0.18%
0053526														
Election Day	0	0.00%	0	0.00%	0	0.00%	0	0.00%	0	0.00%	0	0.00%	0	0.00%
Vote by Mail	0	0.00%	0	0.00%	2	0.46%	0	0.00%	0	0.00%	0	0.00%	0	0.00%
Canvass	0	0.00%	0	0.00%	0	0.00%	0	0.00%	0	0.00%	0	0.00%	0	0.00%
Total	0	0.00%	0	0.00%	2	0.43%	0	0.00%	0	0.00%	0	0.00%	0	0.00%
0053594														
Election Day	0	0.00%	0	0.00%	0	0.00%	0	0.00%	0	0.00%	0	0.00%	0	0.00%
Vote by Mail	3	0.65%	0	0.00%	2	0.43%	1	0.22%	0	0.00%	0	0.00%	0	0.00%
Canvass	0	0.00%	0	0.00%	0	0.00%	0	0.00%	0	0.00%	0	0.00%	0	0.00%
Total	3	0.60%	0	0.00%	2	0.40%	1	0.20%	0	0.00%	0	0.00%	0	0.00%
0053610														
Election Day	0	0.00%	0	0.00%	0	0.00%	0	0.00%	0	0.00%	0	0.00%	0	0.00%
Vote by Mail	0	0.00%	0	0.00%	1	0.32%	0	0.00%	0	0.00%	2	0.64%	0	0.00%
Canvass	0	0.00%	0	0.00%	0	0.00%	0	0.00%	0	0.00%	0	0.00%	0	0.00%
Total	0	0.00%	0	0.00%	1	0.29%	0	0.00%	0	0.00%	2	0.58%	0	0.00%
0053657														
Election Day	0	0.00%	0	0.00%	0	0.00%	0	0.00%	0	0.00%	0	0.00%	0	0.00%
Vote by Mail	2	0.72%	0	0.00%	1	0.36%	0	0.00%	0	0.00%	0	0.00%	1	0.36%
Canvass	0	0.00%	0	0.00%	0	0.00%	0	0.00%	0	0.00%	0	0.00%	0	0.00%
Total	2	0.66%	0	0.00%	1	0.33%	0	0.00%	0	0.00%	0	0.00%	1	0.33%
0053903														
Election Day	0	0.00%	0	0.00%	0	0.00%	0	0.00%	0	0.00%	0	0.00%	0	0.00%
Vote by Mail	1	0.18%	1	0.18%	1	0.18%	2	0.35%	0	0.00%	1	0.18%	0	0.00%
Canvass	0	0.00%	0	0.00%	0	0.00%	0	0.00%	0	0.00%	0	0.00%	0	0.00%
Total	1	0.17%	1	0.17%	1	0.17%	2	0.33%	0	0.00%	1	0.17%	0	0.00%

Precinct	DANIEL MERCURI (REP)		JACQUELINE MCGOWAN (DEM)		DAVID MOORE (NPP)		DAVID ALEXANDER BRAMANTE (REP)		HOLLY L. BAADE (DEM)		ANGELYNE (NPP)		JAMES G. HANINK (NPP)	
0053404														
Election Day	0	0.00%	1	2.04%	0	0.00%	0	0.00%	0	0.00%	0	0.00%	0	0.00%
Vote by Mail	0	0.00%	13	2.58%	0	0.00%	0	0.00%	5	0.99%	1	0.20%	1	0.20%
Canvass	0	0.00%	1	25.00%	0	0.00%	0	0.00%	0	0.00%	0	0.00%	0	0.00%
Total	0	0.00%	15	2.70%	0	0.00%	0	0.00%	5	0.90%	1	0.18%	1	0.18%
0053526														
Election Day	0	0.00%	0	0.00%	0	0.00%	0	0.00%	0	0.00%	0	0.00%	0	0.00%
Vote by Mail	0	0.00%	10	2.29%	2	0.46%	0	0.00%	4	0.92%	1	0.23%	0	0.00%
Canvass	0	0.00%	0	0.00%	0	0.00%	0	0.00%	0	0.00%	0	0.00%	0	0.00%
Total	0	0.00%	10	2.15%	2	0.43%	0	0.00%	4	0.86%	1	0.22%	0	0.00%
0053594														
Election Day	0	0.00%	1	4.17%	0	0.00%	0	0.00%	1	4.17%	0	0.00%	0	0.00%
Vote by Mail	0	0.00%	15	3.25%	0	0.00%	0	0.00%	3	0.65%	2	0.43%	0	0.00%
Canvass	0	0.00%	1	10.00%	0	0.00%	0	0.00%	0	0.00%	0	0.00%	0	0.00%
Total	0	0.00%	17	3.43%	0	0.00%	0	0.00%	4	0.81%	2	0.40%	0	0.00%
0053610														
Election Day	0	0.00%	1	3.85%	0	0.00%	0	0.00%	0	0.00%	0	0.00%	0	0.00%
Vote by Mail	1	0.32%	15	4.81%	1	0.32%	0	0.00%	6	1.92%	1	0.32%	0	0.00%
Canvass	0	0.00%	0	0.00%	0	0.00%	0	0.00%	0	0.00%	0	0.00%	0	0.00%
Total	1	0.29%	16	4.65%	1	0.29%	0	0.00%	6	1.74%	1	0.29%	0	0.00%
0053657														
Election Day	0	0.00%	1	3.85%	0	0.00%	0	0.00%	1	3.85%	0	0.00%	0	0.00%
Vote by Mail	0	0.00%	16	5.78%	1	0.36%	0	0.00%	5	1.81%	2	0.72%	2	0.72%
Canvass	0	0.00%	0	0.00%	0	0.00%	0	0.00%	0	0.00%	0	0.00%	0	0.00%
Total	0	0.00%	17	5.59%	1	0.33%	0	0.00%	6	1.97%	2	0.66%	2	0.66%
0053903														
Election Day	0	0.00%	0	0.00%	0	0.00%	0	0.00%	0	0.00%	0	0.00%	0	0.00%
Vote by Mail	1	0.18%	12	2.10%	1	0.18%	1	0.18%	4	0.70%	1	0.18%	0	0.00%
Canvass	0	0.00%	0	0.00%	0	0.00%	0	0.00%	0	0.00%	0	0.00%	0	0.00%
Total	1	0.17%	12	1.98%	1	0.17%	1	0.17%	4	0.66%	1	0.17%	0	0.00%

Precinct	DAVID HILLBERG (REP)		JEFF HEWITT (LIB)		JOHN R. DRAKE (DEM)		LARRY A. ELDER (REP)		KEVIN PAFFRATH (DEM)		ADAM PAPAGAN (NPP)		ARMANDO "MANDO" PEREZ- SERRATO (DEM)	
0053404														
Election Day	0	0.00%	0	0.00%	0	0.00%	33	67.35%	1	2.04%	0	0.00%	0	0.00%
Vote by Mail	0	0.00%	1	0.20%	5	0.99%	260	51.69%	34	6.76%	0	0.00%	0	0.00%
Canvass	0	0.00%	0	0.00%	0	0.00%	1	25.00%	0	0.00%	0	0.00%	0	0.00%
Total	0	0.00%	1	0.18%	5	0.90%	294	52.88%	35	6.29%	0	0.00%	0	0.00%
0053526														
Election Day	0	0.00%	0	0.00%	0	0.00%	17	70.83%	1	4.17%	0	0.00%	0	0.00%
Vote by Mail	0	0.00%	4	0.92%	2	0.46%	233	53.32%	25	5.72%	0	0.00%	2	0.46%
Canvass	0	0.00%	0	0.00%	1	25.00%	2	50.00%	0	0.00%	0	0.00%	0	0.00%
Total	0	0.00%	4	0.86%	3	0.65%	252	54.19%	26	5.59%	0	0.00%	2	0.43%
0053594														
Election Day	0	0.00%	0	0.00%	0	0.00%	14	58.33%	1	4.17%	0	0.00%	0	0.00%
Vote by Mail	0	0.00%	4	0.87%	6	1.30%	192	41.56%	55	11.90%	0	0.00%	5	1.08%
Canvass	0	0.00%	0	0.00%	0	0.00%	5	50.00%	0	0.00%	0	0.00%	1	10.00%
Total	0	0.00%	4	0.81%	6	1.21%	211	42.54%	56	11.29%	0	0.00%	6	1.21%
0053610														
Election Day	0	0.00%	0	0.00%	0	0.00%	21	80.77%	0	0.00%	0	0.00%	0	0.00%
Vote by Mail	0	0.00%	2	0.64%	6	1.92%	142	45.51%	25	8.01%	0	0.00%	2	0.64%
Canvass	0	0.00%	0	0.00%	0	0.00%	4	66.67%	1	16.67%	0	0.00%	0	0.00%
Total	0	0.00%	2	0.58%	6	1.74%	167	48.55%	26	7.56%	0	0.00%	2	0.58%
0053657														
Election Day	0	0.00%	0	0.00%	0	0.00%	14	53.85%	4	15.38%	0	0.00%	1	3.85%
Vote by Mail	0	0.00%	5	1.81%	1	0.36%	98	35.38%	33	11.91%	0	0.00%	1	0.36%
Canvass	0	0.00%	0	0.00%	0	0.00%	1	100.00%	0	0.00%	0	0.00%	0	0.00%
Total	0	0.00%	5	1.64%	1	0.33%	113	37.17%	37	12.17%	0	0.00%	2	0.66%
0053903														
Election Day	0	0.00%	1	3.23%	0	0.00%	26	83.87%	0	0.00%	0	0.00%	0	0.00%
Vote by Mail	1	0.18%	2	0.35%	4	0.70%	293	51.31%	44	7.71%	1	0.18%	0	0.00%
Canvass	0	0.00%	0	0.00%	0	0.00%	2	50.00%	0	0.00%	0	0.00%	0	0.00%
Total	1	0.17%	3	0.50%	4	0.66%	321	52.97%	44	7.26%	1	0.17%	0	0.00%

Precinct	JOHN COX (REP)		HEATHER COLLINS (G-P)		DANIEL WATTS (DEM)		NICKOLAS WILDSTAR (REP)		SARAH STEPHENS (REP)		DENVER STONER (REP)		JOE M. SYMMON (REP)	
0053404														
Election Day	0	0.00%	0	0.00%	1	2.04%	0	0.00%	0	0.00%	0	0.00%	0	0.00%
Vote by Mail	30	5.96%	2	0.40%	14	2.78%	0	0.00%	0	0.00%	1	0.20%	0	0.00%
Canvass	0	0.00%	0	0.00%	0	0.00%	0	0.00%	0	0.00%	0	0.00%	0	0.00%
Total	30	5.40%	2	0.36%	15	2.70%	0	0.00%	0	0.00%	1	0.18%	0	0.00%
0053526														
Election Day	0	0.00%	0	0.00%	0	0.00%	1	4.17%	0	0.00%	0	0.00%	0	0.00%
Vote by Mail	23	5.26%	2	0.46%	23	5.26%	0	0.00%	0	0.00%	0	0.00%	0	0.00%
Canvass	0	0.00%	0	0.00%	0	0.00%	0	0.00%	0	0.00%	0	0.00%	0	0.00%
Total	23	4.95%	2	0.43%	23	4.95%	1	0.22%	0	0.00%	0	0.00%	0	0.00%
0053594														
Election Day	1	4.17%	0	0.00%	0	0.00%	0	0.00%	0	0.00%	0	0.00%	0	0.00%
Vote by Mail	18	3.90%	4	0.87%	8	1.73%	0	0.00%	0	0.00%	1	0.22%	0	0.00%
Canvass	1	10.00%	1	10.00%	0	0.00%	0	0.00%	0	0.00%	0	0.00%	0	0.00%
Total	20	4.03%	5	1.01%	8	1.61%	0	0.00%	0	0.00%	1	0.20%	0	0.00%
0053610														
Election Day	0	0.00%	0	0.00%	0	0.00%	0	0.00%	0	0.00%	0	0.00%	0	0.00%
Vote by Mail	19	6.09%	2	0.64%	6	1.92%	0	0.00%	0	0.00%	0	0.00%	0	0.00%
Canvass	0	0.00%	0	0.00%	0	0.00%	0	0.00%	0	0.00%	0	0.00%	0	0.00%
Total	19	5.52%	2	0.58%	6	1.74%	0	0.00%	0	0.00%	0	0.00%	0	0.00%
0053657														
Election Day	0	0.00%	0	0.00%	0	0.00%	0	0.00%	0	0.00%	0	0.00%	0	0.00%
Vote by Mail	13	4.69%	1	0.36%	7	2.53%	0	0.00%	1	0.36%	1	0.36%	0	0.00%
Canvass	0	0.00%	0	0.00%	0	0.00%	0	0.00%	0	0.00%	0	0.00%	0	0.00%
Total	13	4.28%	1	0.33%	7	2.30%	0	0.00%	1	0.33%	1	0.33%	0	0.00%
0053903														
Election Day	0	0.00%	0	0.00%	0	0.00%	0	0.00%	0	0.00%	0	0.00%	0	0.00%
Vote by Mail	23	4.03%	1	0.18%	13	2.28%	0	0.00%	0	0.00%	1	0.18%	0	0.00%
Canvass	0	0.00%	0	0.00%	0	0.00%	0	0.00%	0	0.00%	0	0.00%	0	0.00%
Total	23	3.80%	1	0.17%	13	2.15%	0	0.00%	0	0.00%	1	0.17%	0	0.00%

Precinct	MAJOR SINGH (NPP)		DOUG OSE (REP)		Write-in		Total Votes	ROXANNE Qualified Write In		STACY SMITH Qualified Write In		MAJOR WILLIAMS Qualified Write In	
0053404													
Election Day	0	0.00%	0	0.00%	0	0.00%	49	0	0.00%	0	0.00%	0	0.00%
Vote by Mail	1	0.20%	3	0.60%	6	1.19%	503	0	0.00%	0	0.00%	6	1.19%
Canvass	0	0.00%	0	0.00%	0	0.00%	4	0	0.00%	0	0.00%	0	0.00%
Total	1	0.18%	3	0.54%	6	1.08%	556	0	0.00%	0	0.00%	6	1.08%
0053526													
Election Day	0	0.00%	0	0.00%	0	0.00%	24	0	0.00%	0	0.00%	0	0.00%
Vote by Mail	1	0.23%	5	1.14%	0	0.00%	437	0	0.00%	0	0.00%	0	0.00%
Canvass	0	0.00%	0	0.00%	0	0.00%	4	0	0.00%	0	0.00%	0	0.00%
Total	1	0.22%	5	1.08%	0	0.00%	465	0	0.00%	0	0.00%	0	0.00%
0053594													
Election Day	0	0.00%	0	0.00%	0	0.00%	24	0	0.00%	0	0.00%	0	0.00%
Vote by Mail	0	0.00%	1	0.22%	0	0.00%	462	0	0.00%	0	0.00%	0	0.00%
Canvass	0	0.00%	0	0.00%	0	0.00%	10	0	0.00%	0	0.00%	0	0.00%
Total	0	0.00%	1	0.20%	0	0.00%	496	0	0.00%	0	0.00%	0	0.00%
0053610													
Election Day	0	0.00%	0	0.00%	0	0.00%	26	0	0.00%	0	0.00%	0	0.00%
Vote by Mail	1	0.32%	4	1.28%	0	0.00%	312	0	0.00%	0	0.00%	0	0.00%
Canvass	0	0.00%	0	0.00%	0	0.00%	6	0	0.00%	0	0.00%	0	0.00%
Total	1	0.29%	4	1.16%	0	0.00%	344	0	0.00%	0	0.00%	0	0.00%
0053657													
Election Day	0	0.00%	0	0.00%	0	0.00%	26	0	0.00%	0	0.00%	0	0.00%
Vote by Mail	3	1.08%	0	0.00%	1	0.36%	277	0	0.00%	0	0.00%	1	0.36%
Canvass	0	0.00%	0	0.00%	0	0.00%	1	0	0.00%	0	0.00%	0	0.00%
Total	3	0.99%	0	0.00%	1	0.33%	304	0	0.00%	0	0.00%	1	0.33%
0053903													
Election Day	0	0.00%	0	0.00%	0	0.00%	31	0	0.00%	0	0.00%	0	0.00%
Vote by Mail	0	0.00%	2	0.35%	1	0.18%	571	0	0.00%	0	0.00%	1	0.18%
Canvass	0	0.00%	0	0.00%	0	0.00%	4	0	0.00%	0	0.00%	0	0.00%
Total	0	0.00%	2	0.33%	1	0.17%	606	0	0.00%	0	0.00%	1	0.17%

Precinct	THUY E. HUGENS Qualified Write In		MIKI HABRYN Qualified Write In		VINCE LUNDGREN Qualified Write In		VIVEK B. MOHAN Qualified Write In	
0053404								
Election Day	0	0.00%	0	0.00%	0	0.00%	0	0.00%
Vote by Mail	0	0.00%	0	0.00%	0	0.00%	0	0.00%
Canvass	0	0.00%	0	0.00%	0	0.00%	0	0.00%
Total	0	0.00%	0	0.00%	0	0.00%	0	0.00%
0053526								
Election Day	0	0.00%	0	0.00%	0	0.00%	0	0.00%
Vote by Mail	0	0.00%	0	0.00%	0	0.00%	0	0.00%
Canvass	0	0.00%	0	0.00%	0	0.00%	0	0.00%
Total	0	0.00%	0	0.00%	0	0.00%	0	0.00%
0053594								
Election Day	0	0.00%	0	0.00%	0	0.00%	0	0.00%
Vote by Mail	0	0.00%	0	0.00%	0	0.00%	0	0.00%
Canvass	0	0.00%	0	0.00%	0	0.00%	0	0.00%
Total	0	0.00%	0	0.00%	0	0.00%	0	0.00%
0053610								
Election Day	0	0.00%	0	0.00%	0	0.00%	0	0.00%
Vote by Mail	0	0.00%	0	0.00%	0	0.00%	0	0.00%
Canvass	0	0.00%	0	0.00%	0	0.00%	0	0.00%
Total	0	0.00%	0	0.00%	0	0.00%	0	0.00%
0053657								
Election Day	0	0.00%	0	0.00%	0	0.00%	0	0.00%
Vote by Mail	0	0.00%	0	0.00%	0	0.00%	0	0.00%
Canvass	0	0.00%	0	0.00%	0	0.00%	0	0.00%
Total	0	0.00%	0	0.00%	0	0.00%	0	0.00%
0053903								
Election Day	0	0.00%	0	0.00%	0	0.00%	0	0.00%
Vote by Mail	0	0.00%	0	0.00%	0	0.00%	0	0.00%
Canvass	0	0.00%	0	0.00%	0	0.00%	0	0.00%
Total	0	0.00%	0	0.00%	0	0.00%	0	0.00%

Precinct	Times Cast	Registered Voters	Undervotes	Overvotes
0053932				
Election Day	67	1,925	6	0
Vote by Mail	1,207	1,925	459	0
Canvass	4	1,925	0	0
Total	1,278	1,925	465	0
0054279				
Election Day	0	36	0	0
Vote by Mail	19	36	4	0
Canvass	0	36	0	0
Total	19	36	4	0
0054713				
Election Day	8	327	3	0
Vote by Mail	201	327	70	0
Canvass	1	327	1	0
Total	210	327	74	0
0055016				
Election Day	0	0	0	0
Vote by Mail	0	0	0	0
Canvass	0	0	0	0
Total	0	0	0	0
0055203				
Election Day	50	1,491	17	0
Vote by Mail	735	1,491	365	0
Canvass	6	1,491	1	0
Total	791	1,491	383	0
0055299				
Election Day	57	1,463	9	0
Vote by Mail	928	1,463	424	0
Canvass	6	1,463	2	1
Total	991	1,463	435	1

Precinct	DAN KAPELOVITZ (G-P)		KEVIN K. KAUL (NPP)	
0053932				
Election Day	0	0.00%	0	0.00%
Vote by Mail	6	0.80%	1	0.13%
Canvass	0	0.00%	0	0.00%
Total	6	0.74%	1	0.12%
0054279				
Election Day	0		0	
Vote by Mail	0	0.00%	0	0.00%
Canvass	0		0	
Total	0	0.00%	0	0.00%
0054713				
Election Day	0	0.00%	0	0.00%
Vote by Mail	1	0.76%	0	0.00%
Canvass	0		0	
Total	1	0.74%	0	0.00%
0055016				
Election Day	0		0	
Vote by Mail	0		0	
Canvass	0		0	
Total	0		0	
0055203				
Election Day	0	0.00%	0	0.00%
Vote by Mail	4	1.08%	1	0.27%
Canvass	0	0.00%	0	0.00%
Total	4	0.98%	1	0.25%
0055299				
Election Day	0	0.00%	0	0.00%
Vote by Mail	2	0.40%	0	0.00%
Canvass	0	0.00%	0	0.00%
Total	2	0.36%	0	0.00%

Precinct	CHAUNCEY "SLIM" KILLENS (REP)		KEVIN KILEY (REP)		PATRICK KILPATRICK (DEM)		ANTHONY TRIMINO (REP)		JOEL VENTRESCA (DEM)		KEVIN L. FAULCONER (REP)		RHONDA FURIN (REP)	
0053932														
Election Day	0	0.00%	3	4.92%	0	0.00%	1	1.64%	0	0.00%	1	1.64%	0	0.00%
Vote by Mail	0	0.00%	44	5.88%	3	0.40%	2	0.27%	20	2.67%	47	6.28%	2	0.27%
Canvass	0	0.00%	0	0.00%	0	0.00%	0	0.00%	0	0.00%	0	0.00%	0	0.00%
Total	0	0.00%	47	5.78%	3	0.37%	3	0.37%	20	2.46%	48	5.90%	2	0.25%
0054279														
Election Day	0		0		0		0		0		0		0	
Vote by Mail	0	0.00%	0	0.00%	0	0.00%	0	0.00%	1	6.67%	1	6.67%	0	0.00%
Canvass	0		0		0		0		0		0		0	
Total	0	0.00%	0	0.00%	0	0.00%	0	0.00%	1	6.67%	1	6.67%	0	0.00%
0054713														
Election Day	0	0.00%	1	20.00%	0	0.00%	0	0.00%	0	0.00%	0	0.00%	0	0.00%
Vote by Mail	2	1.53%	7	5.34%	0	0.00%	0	0.00%	5	3.82%	12	9.16%	0	0.00%
Canvass	0		0		0		0		0		0		0	
Total	2	1.47%	8	5.88%	0	0.00%	0	0.00%	5	3.68%	12	8.82%	0	0.00%
0055016														
Election Day	0		0		0		0		0		0		0	
Vote by Mail	0		0		0		0		0		0		0	
Canvass	0		0		0		0		0		0		0	
Total	0		0		0		0		0		0		0	
0055203														
Election Day	0	0.00%	2	6.06%	1	3.03%	0	0.00%	1	3.03%	0	0.00%	0	0.00%
Vote by Mail	1	0.27%	10	2.70%	7	1.89%	1	0.27%	17	4.59%	29	7.84%	0	0.00%
Canvass	0	0.00%	0	0.00%	0	0.00%	0	0.00%	0	0.00%	0	0.00%	0	0.00%
Total	1	0.25%	12	2.94%	8	1.96%	1	0.25%	18	4.41%	29	7.11%	0	0.00%
0055299														
Election Day	0	0.00%	2	4.17%	0	0.00%	1	2.08%	0	0.00%	0	0.00%	0	0.00%
Vote by Mail	1	0.20%	26	5.16%	3	0.60%	1	0.20%	16	3.17%	32	6.35%	0	0.00%
Canvass	0	0.00%	0	0.00%	0	0.00%	0	0.00%	0	0.00%	0	0.00%	0	0.00%
Total	1	0.18%	28	5.05%	3	0.54%	2	0.36%	16	2.88%	32	5.77%	0	0.00%

Precinct	ROBERT C. NEWMAN II (REP)		DENNIS RICHTER (NPP)		BRANDON M. ROSS (DEM)		SAM L. GALLUCCI (REP)		TED GAINES (REP)		CAITLYN JENNER (REP)		LEO S. ZACKY (REP)	
0053932														
Election Day	0	0.00%	0	0.00%	3	4.92%	0	0.00%	0	0.00%	0	0.00%	0	0.00%
Vote by Mail	1	0.13%	0	0.00%	48	6.42%	0	0.00%	12	1.60%	3	0.40%	0	0.00%
Canvass	0	0.00%	0	0.00%	0	0.00%	0	0.00%	1	25.00%	0	0.00%	0	0.00%
Total	1	0.12%	0	0.00%	51	6.27%	0	0.00%	13	1.60%	3	0.37%	0	0.00%
0054279														
Election Day	0		0		0		0		0		0		0	
Vote by Mail	0	0.00%	0	0.00%	0	0.00%	0	0.00%	0	0.00%	0	0.00%	0	0.00%
Canvass	0		0		0		0		0		0		0	
Total	0	0.00%	0	0.00%	0	0.00%	0	0.00%	0	0.00%	0	0.00%	0	0.00%
0054713														
Election Day	0	0.00%	0	0.00%	0	0.00%	0	0.00%	0	0.00%	0	0.00%	0	0.00%
Vote by Mail	0	0.00%	0	0.00%	6	4.58%	0	0.00%	2	1.53%	1	0.76%	0	0.00%
Canvass	0		0		0		0		0		0		0	
Total	0	0.00%	0	0.00%	6	4.41%	0	0.00%	2	1.47%	1	0.74%	0	0.00%
0055016														
Election Day	0		0		0		0		0		0		0	
Vote by Mail	0		0		0		0		0		0		0	
Canvass	0		0		0		0		0		0		0	
Total	0		0		0		0		0		0		0	
0055203														
Election Day	0	0.00%	0	0.00%	2	6.06%	0	0.00%	1	3.03%	0	0.00%	0	0.00%
Vote by Mail	0	0.00%	3	0.81%	25	6.76%	0	0.00%	4	1.08%	6	1.62%	1	0.27%
Canvass	0	0.00%	0	0.00%	1	20.00%	0	0.00%	0	0.00%	0	0.00%	0	0.00%
Total	0	0.00%	3	0.74%	28	6.86%	0	0.00%	5	1.23%	6	1.47%	1	0.25%
0055299														
Election Day	3	6.25%	0	0.00%	2	4.17%	0	0.00%	0	0.00%	0	0.00%	0	0.00%
Vote by Mail	2	0.40%	1	0.20%	28	5.56%	4	0.79%	5	0.99%	6	1.19%	0	0.00%
Canvass	0	0.00%	0	0.00%	0	0.00%	0	0.00%	0	0.00%	0	0.00%	0	0.00%
Total	5	0.90%	1	0.18%	30	5.41%	4	0.72%	5	0.90%	6	1.08%	0	0.00%

Precinct	JENNY RAE LE ROUX (REP)		DAVID LOZANO (REP)		STEVE CHAVEZ LODGE (REP)		MICHAEL LOEBBS (NPP)		DENIS LUCEY (NPP)		DIEGO MARTINEZ (REP)		JEREMIAH "JEREMY" MARCINIAK (NPP)	
0053932														
Election Day	0	0.00%	0	0.00%	0	0.00%	0	0.00%	0	0.00%	0	0.00%	0	0.00%
Vote by Mail	1	0.13%	0	0.00%	3	0.40%	1	0.13%	0	0.00%	1	0.13%	2	0.27%
Canvass	0	0.00%	0	0.00%	0	0.00%	0	0.00%	0	0.00%	0	0.00%	0	0.00%
Total	1	0.12%	0	0.00%	3	0.37%	1	0.12%	0	0.00%	1	0.12%	2	0.25%
0054279														
Election Day	0		0		0		0		0		0		0	
Vote by Mail	0	0.00%	0	0.00%	0	0.00%	0	0.00%	0	0.00%	0	0.00%	0	0.00%
Canvass	0		0		0		0		0		0		0	
Total	0	0.00%	0	0.00%	0	0.00%	0	0.00%	0	0.00%	0	0.00%	0	0.00%
0054713														
Election Day	0	0.00%	0	0.00%	0	0.00%	0	0.00%	0	0.00%	0	0.00%	0	0.00%
Vote by Mail	0	0.00%	0	0.00%	0	0.00%	0	0.00%	0	0.00%	0	0.00%	0	0.00%
Canvass	0		0		0		0		0		0		0	
Total	0	0.00%	0	0.00%	0	0.00%	0	0.00%	0	0.00%	0	0.00%	0	0.00%
0055016														
Election Day	0		0		0		0		0		0		0	
Vote by Mail	0		0		0		0		0		0		0	
Canvass	0		0		0		0		0		0		0	
Total	0		0		0		0		0		0		0	
0055203														
Election Day	0	0.00%	0	0.00%	0	0.00%	0	0.00%	0	0.00%	0	0.00%	0	0.00%
Vote by Mail	1	0.27%	0	0.00%	0	0.00%	2	0.54%	0	0.00%	2	0.54%	0	0.00%
Canvass	0	0.00%	0	0.00%	0	0.00%	0	0.00%	0	0.00%	0	0.00%	0	0.00%
Total	1	0.25%	0	0.00%	0	0.00%	2	0.49%	0	0.00%	2	0.49%	0	0.00%
0055299														
Election Day	0	0.00%	0	0.00%	0	0.00%	0	0.00%	0	0.00%	0	0.00%	0	0.00%
Vote by Mail	0	0.00%	0	0.00%	0	0.00%	0	0.00%	0	0.00%	1	0.20%	0	0.00%
Canvass	0	0.00%	0	0.00%	0	0.00%	0	0.00%	0	0.00%	1	33.33%	0	0.00%
Total	0	0.00%	0	0.00%	0	0.00%	0	0.00%	0	0.00%	2	0.36%	0	0.00%

Precinct	DANIEL MERCURI (REP)		JACQUELINE MCGOWAN (DEM)		DAVID MOORE (NPP)		DAVID ALEXANDER BRAMANTE (REP)		HOLLY L. BAADE (DEM)		ANGELYNE (NPP)		JAMES G. HANINK (NPP)	
0053932														
Election Day	0	0.00%	0	0.00%	0	0.00%	0	0.00%	0	0.00%	0	0.00%	0	0.00%
Vote by Mail	0	0.00%	25	3.34%	0	0.00%	0	0.00%	3	0.40%	0	0.00%	2	0.27%
Canvass	0	0.00%	0	0.00%	0	0.00%	0	0.00%	0	0.00%	0	0.00%	0	0.00%
Total	0	0.00%	25	3.08%	0	0.00%	0	0.00%	3	0.37%	0	0.00%	2	0.25%
0054279														
Election Day	0		0		0		0		0		0		0	
Vote by Mail	0	0.00%	0	0.00%	0	0.00%	0	0.00%	0	0.00%	0	0.00%	0	0.00%
Canvass	0		0		0		0		0		0		0	
Total	0	0.00%	0	0.00%	0	0.00%	0	0.00%	0	0.00%	0	0.00%	0	0.00%
0054713														
Election Day	0	0.00%	0	0.00%	0	0.00%	0	0.00%	0	0.00%	0	0.00%	0	0.00%
Vote by Mail	2	1.53%	0	0.00%	0	0.00%	0	0.00%	3	2.29%	0	0.00%	0	0.00%
Canvass	0		0		0		0		0		0		0	
Total	2	1.47%	0	0.00%	0	0.00%	0	0.00%	3	2.21%	0	0.00%	0	0.00%
0055016														
Election Day	0		0		0		0		0		0		0	
Vote by Mail	0		0		0		0		0		0		0	
Canvass	0		0		0		0		0		0		0	
Total	0		0		0		0		0		0		0	
0055203														
Election Day	0	0.00%	0	0.00%	0	0.00%	0	0.00%	0	0.00%	0	0.00%	0	0.00%
Vote by Mail	0	0.00%	21	5.68%	4	1.08%	1	0.27%	5	1.35%	2	0.54%	1	0.27%
Canvass	0	0.00%	0	0.00%	0	0.00%	0	0.00%	1	20.00%	0	0.00%	0	0.00%
Total	0	0.00%	21	5.15%	4	0.98%	1	0.25%	6	1.47%	2	0.49%	1	0.25%
0055299														
Election Day	0	0.00%	1	2.08%	0	0.00%	0	0.00%	0	0.00%	0	0.00%	0	0.00%
Vote by Mail	4	0.79%	15	2.98%	1	0.20%	1	0.20%	1	0.20%	0	0.00%	0	0.00%
Canvass	0	0.00%	0	0.00%	0	0.00%	0	0.00%	0	0.00%	0	0.00%	0	0.00%
Total	4	0.72%	16	2.88%	1	0.18%	1	0.18%	1	0.18%	0	0.00%	0	0.00%

Precinct	DAVID HILLBERG (REP)		JEFF HEWITT (LIB)		JOHN R. DRAKE (DEM)		LARRY A. ELDER (REP)		KEVIN PAFFRATH (DEM)		ADAM PAPAGAN (NPP)		ARMANDO "MANDO" PEREZ- SERRATO (DEM)	
0053932														
Election Day	0	0.00%	0	0.00%	0	0.00%	51	83.61%	1	1.64%	0	0.00%	0	0.00%
Vote by Mail	0	0.00%	3	0.40%	5	0.67%	401	53.61%	60	8.02%	0	0.00%	0	0.00%
Canvass	0	0.00%	0	0.00%	0	0.00%	3	75.00%	0	0.00%	0	0.00%	0	0.00%
Total	0	0.00%	3	0.37%	5	0.62%	455	55.97%	61	7.50%	0	0.00%	0	0.00%
0054279														
Election Day	0		0		0		0		0		0		0	
Vote by Mail	0	0.00%	0	0.00%	0	0.00%	12	80.00%	1	6.67%	0	0.00%	0	0.00%
Canvass	0		0		0		0		0		0		0	
Total	0	0.00%	0	0.00%	0	0.00%	12	80.00%	1	6.67%	0	0.00%	0	0.00%
0054713														
Election Day	0	0.00%	0	0.00%	0	0.00%	4	80.00%	0	0.00%	0	0.00%	0	0.00%
Vote by Mail	0	0.00%	0	0.00%	0	0.00%	70	53.44%	4	3.05%	0	0.00%	0	0.00%
Canvass	0		0		0		0		0		0		0	
Total	0	0.00%	0	0.00%	0	0.00%	74	54.41%	4	2.94%	0	0.00%	0	0.00%
0055016														
Election Day	0		0		0		0		0		0		0	
Vote by Mail	0		0		0		0		0		0		0	
Canvass	0		0		0		0		0		0		0	
Total	0		0		0		0		0		0		0	
0055203														
Election Day	0	0.00%	0	0.00%	1	3.03%	25	75.76%	0	0.00%	0	0.00%	0	0.00%
Vote by Mail	1	0.27%	2	0.54%	3	0.81%	124	33.51%	41	11.08%	0	0.00%	5	1.35%
Canvass	0	0.00%	0	0.00%	1	20.00%	2	40.00%	0	0.00%	0	0.00%	0	0.00%
Total	1	0.25%	2	0.49%	5	1.23%	151	37.01%	41	10.05%	0	0.00%	5	1.23%
0055299														
Election Day	0	0.00%	0	0.00%	0	0.00%	35	72.92%	0	0.00%	0	0.00%	0	0.00%
Vote by Mail	0	0.00%	0	0.00%	4	0.79%	247	49.01%	50	9.92%	0	0.00%	4	0.79%
Canvass	0	0.00%	0	0.00%	0	0.00%	2	66.67%	0	0.00%	0	0.00%	0	0.00%
Total	0	0.00%	0	0.00%	4	0.72%	284	51.17%	50	9.01%	0	0.00%	4	0.72%

Precinct	JOHN COX (REP)		HEATHER COLLINS (G-P)		DANIEL WATTS (DEM)		NICKOLAS WILDSTAR (REP)		SARAH STEPHENS (REP)		DENVER STONER (REP)		JOE M. SYMMON (REP)	
0053932														
Election Day	0	0.00%	0	0.00%	1	1.64%	0	0.00%	0	0.00%	0	0.00%	0	0.00%
Vote by Mail	30	4.01%	1	0.13%	13	1.74%	0	0.00%	0	0.00%	2	0.27%	0	0.00%
Canvass	0	0.00%	0	0.00%	0	0.00%	0	0.00%	0	0.00%	0	0.00%	0	0.00%
Total	30	3.69%	1	0.12%	14	1.72%	0	0.00%	0	0.00%	2	0.25%	0	0.00%
0054279														
Election Day	0		0		0		0		0		0		0	
Vote by Mail	0	0.00%	0	0.00%	0	0.00%	0	0.00%	0	0.00%	0	0.00%	0	0.00%
Canvass	0		0		0		0		0		0		0	
Total	0	0.00%	0	0.00%	0	0.00%	0	0.00%	0	0.00%	0	0.00%	0	0.00%
0054713														
Election Day	0	0.00%	0	0.00%	0	0.00%	0	0.00%	0	0.00%	0	0.00%	0	0.00%
Vote by Mail	14	10.69%	0	0.00%	2	1.53%	0	0.00%	0	0.00%	0	0.00%	0	0.00%
Canvass	0		0		0		0		0		0		0	
Total	14	10.29%	0	0.00%	2	1.47%	0	0.00%	0	0.00%	0	0.00%	0	0.00%
0055016														
Election Day	0		0		0		0		0		0		0	
Vote by Mail	0		0		0		0		0		0		0	
Canvass	0		0		0		0		0		0		0	
Total	0		0		0		0		0		0		0	
0055203														
Election Day	0	0.00%	0	0.00%	0	0.00%	0	0.00%	0	0.00%	0	0.00%	0	0.00%
Vote by Mail	11	2.97%	3	0.81%	19	5.14%	0	0.00%	1	0.27%	0	0.00%	0	0.00%
Canvass	0	0.00%	0	0.00%	0	0.00%	0	0.00%	0	0.00%	0	0.00%	0	0.00%
Total	11	2.70%	3	0.74%	19	4.66%	0	0.00%	1	0.25%	0	0.00%	0	0.00%
0055299														
Election Day	4	8.33%	0	0.00%	0	0.00%	0	0.00%	0	0.00%	0	0.00%	0	0.00%
Vote by Mail	30	5.95%	3	0.60%	10	1.98%	0	0.00%	1	0.20%	1	0.20%	0	0.00%
Canvass	0	0.00%	0	0.00%	0	0.00%	0	0.00%	0	0.00%	0	0.00%	0	0.00%
Total	34	6.13%	3	0.54%	10	1.80%	0	0.00%	1	0.18%	1	0.18%	0	0.00%

Precinct	MAJOR SINGH (NPP)		DOUG OSE (REP)		Write-in		Total Votes	ROXANNE Qualified Write In		STACY SMITH Qualified Write In		MAJOR WILLIAMS Qualified Write In	
0053932													
Election Day	0	0.00%	0	0.00%	0	0.00%	61	0	0.00%	0	0.00%	0	0.00%
Vote by Mail	0	0.00%	4	0.53%	2	0.27%	748	0	0.00%	0	0.00%	2	0.27%
Canvass	0	0.00%	0	0.00%	0	0.00%	4	0	0.00%	0	0.00%	0	0.00%
Total	0	0.00%	4	0.49%	2	0.25%	813	0	0.00%	0	0.00%	2	0.25%
0054279													
Election Day	0		0		0		0	0		0		0	
Vote by Mail	0	0.00%	0	0.00%	0	0.00%	15	0	0.00%	0	0.00%	0	0.00%
Canvass	0		0		0		0	0		0		0	
Total	0	0.00%	0	0.00%	0	0.00%	15	0	0.00%	0	0.00%	0	0.00%
0054713													
Election Day	0	0.00%	0	0.00%	0	0.00%	5	0	0.00%	0	0.00%	0	0.00%
Vote by Mail	0	0.00%	0	0.00%	0	0.00%	131	0	0.00%	0	0.00%	0	0.00%
Canvass	0		0		0		0	0		0		0	
Total	0	0.00%	0	0.00%	0	0.00%	136	0	0.00%	0	0.00%	0	0.00%
0055016													
Election Day	0		0		0		0	0		0		0	
Vote by Mail	0		0		0		0	0		0		0	
Canvass	0		0		0		0	0		0		0	
Total	0		0		0		0	0		0		0	
0055203													
Election Day	0	0.00%	0	0.00%	0	0.00%	33	0	0.00%	0	0.00%	0	0.00%
Vote by Mail	6	1.62%	5	1.35%	1	0.27%	370	0	0.00%	0	0.00%	1	0.27%
Canvass	0	0.00%	0	0.00%	0	0.00%	5	0	0.00%	0	0.00%	0	0.00%
Total	6	1.47%	5	1.23%	1	0.25%	408	0	0.00%	0	0.00%	1	0.25%
0055299													
Election Day	0	0.00%	0	0.00%	0	0.00%	48	0	0.00%	0	0.00%	0	0.00%
Vote by Mail	1	0.20%	2	0.40%	1	0.20%	504	0	0.00%	0	0.00%	1	0.20%
Canvass	0	0.00%	0	0.00%	0	0.00%	3	0	0.00%	0	0.00%	0	0.00%
Total	1	0.18%	2	0.36%	1	0.18%	555	0	0.00%	0	0.00%	1	0.18%

Precinct	THUY E. HUGENS Qualified Write In		MIKI HABRYN Qualified Write In		VINCE LUNDGREN Qualified Write In		VIVEK B. MOHAN Qualified Write In	
0053932								
Election Day	0	0.00%	0	0.00%	0	0.00%	0	0.00%
Vote by Mail	0	0.00%	0	0.00%	0	0.00%	0	0.00%
Canvass	0	0.00%	0	0.00%	0	0.00%	0	0.00%
Total	0	0.00%	0	0.00%	0	0.00%	0	0.00%
0054279								
Election Day	0		0		0		0	
Vote by Mail	0	0.00%	0	0.00%	0	0.00%	0	0.00%
Canvass	0		0		0		0	
Total	0	0.00%	0	0.00%	0	0.00%	0	0.00%
0054713								
Election Day	0	0.00%	0	0.00%	0	0.00%	0	0.00%
Vote by Mail	0	0.00%	0	0.00%	0	0.00%	0	0.00%
Canvass	0		0		0		0	
Total	0	0.00%	0	0.00%	0	0.00%	0	0.00%
0055016								
Election Day	0		0		0		0	
Vote by Mail	0		0		0		0	
Canvass	0		0		0		0	
Total	0		0		0		0	
0055203								
Election Day	0	0.00%	0	0.00%	0	0.00%	0	0.00%
Vote by Mail	0	0.00%	0	0.00%	0	0.00%	0	0.00%
Canvass	0	0.00%	0	0.00%	0	0.00%	0	0.00%
Total	0	0.00%	0	0.00%	0	0.00%	0	0.00%
0055299								
Election Day	0	0.00%	0	0.00%	0	0.00%	0	0.00%
Vote by Mail	0	0.00%	0	0.00%	0	0.00%	0	0.00%
Canvass	0	0.00%	0	0.00%	0	0.00%	0	0.00%
Total	0	0.00%	0	0.00%	0	0.00%	0	0.00%

Precinct	Times Cast	Registered Voters	Undervotes	Overvotes
0055410				
Election Day	26	969	2	0
Vote by Mail	611	969	192	0
Canvass	1	969	1	0
Total	638	969	195	0
0056250				
Election Day	36	1,284	1	0
Vote by Mail	924	1,284	307	2
Canvass	4	1,284	2	0
Total	964	1,284	310	2
0057019				
Election Day	67	1,913	11	0
Vote by Mail	831	1,913	395	6
Canvass	9	1,913	2	0
Total	907	1,913	408	6
0057157				
Election Day	53	1,605	8	0
Vote by Mail	907	1,605	388	3
Canvass	3	1,605	3	0
Total	963	1,605	399	3
0057315				
Election Day	39	1,906	11	0
Vote by Mail	819	1,906	454	7
Canvass	6	1,906	3	0
Total	864	1,906	468	7
0057402				
Election Day	30	1,562	9	0
Vote by Mail	692	1,562	378	2
Canvass	3	1,562	2	0
Total	725	1,562	389	2

Precinct	DAN KAPELOVITZ (G-P)		KEVIN K. KAUL (NPP)	
0055410				
Election Day	0	0.00%	0	0.00%
Vote by Mail	1	0.24%	0	0.00%
Canvass	0		0	
Total	1	0.23%	0	0.00%
0056250				
Election Day	0	0.00%	0	0.00%
Vote by Mail	1	0.16%	0	0.00%
Canvass	0	0.00%	0	0.00%
Total	1	0.15%	0	0.00%
0057019				
Election Day	0	0.00%	0	0.00%
Vote by Mail	1	0.23%	0	0.00%
Canvass	0	0.00%	0	0.00%
Total	1	0.20%	0	0.00%
0057157				
Election Day	0	0.00%	0	0.00%
Vote by Mail	0	0.00%	0	0.00%
Canvass	0		0	
Total	0	0.00%	0	0.00%
0057315				
Election Day	0	0.00%	0	0.00%
Vote by Mail	1	0.28%	1	0.28%
Canvass	0	0.00%	0	0.00%
Total	1	0.26%	1	0.26%
0057402				
Election Day	0	0.00%	0	0.00%
Vote by Mail	3	0.96%	0	0.00%
Canvass	0	0.00%	0	0.00%
Total	3	0.90%	0	0.00%

Precinct	CHAUNCEY "SLIM" KILLENS (REP)		KEVIN KILEY (REP)		PATRICK KILPATRICK (DEM)		ANTHONY TRIMINO (REP)		JOEL VENTRESCA (DEM)		KEVIN L. FAULCONER (REP)		RHONDA FURIN (REP)	
0055410														
Election Day	0	0.00%	0	0.00%	0	0.00%	0	0.00%	0	0.00%	0	0.00%	0	0.00%
Vote by Mail	0	0.00%	11	2.63%	1	0.24%	0	0.00%	5	1.19%	39	9.31%	0	0.00%
Canvass	0		0		0		0		0		0		0	
Total	0	0.00%	11	2.48%	1	0.23%	0	0.00%	5	1.13%	39	8.80%	0	0.00%
0056250														
Election Day	0	0.00%	6	17.14%	0	0.00%	0	0.00%	0	0.00%	1	2.86%	0	0.00%
Vote by Mail	0	0.00%	43	6.99%	1	0.16%	0	0.00%	10	1.63%	37	6.02%	0	0.00%
Canvass	0	0.00%	0	0.00%	0	0.00%	0	0.00%	0	0.00%	0	0.00%	0	0.00%
Total	0	0.00%	49	7.52%	1	0.15%	0	0.00%	10	1.53%	38	5.83%	0	0.00%
0057019														
Election Day	0	0.00%	2	3.57%	0	0.00%	2	3.57%	0	0.00%	1	1.79%	0	0.00%
Vote by Mail	3	0.70%	21	4.88%	4	0.93%	0	0.00%	5	1.16%	15	3.49%	1	0.23%
Canvass	0	0.00%	0	0.00%	0	0.00%	0	0.00%	0	0.00%	0	0.00%	0	0.00%
Total	3	0.61%	23	4.67%	4	0.81%	2	0.41%	5	1.01%	16	3.25%	1	0.20%
0057157														
Election Day	0	0.00%	3	6.67%	0	0.00%	0	0.00%	0	0.00%	2	4.44%	0	0.00%
Vote by Mail	0	0.00%	31	6.01%	9	1.74%	0	0.00%	7	1.36%	27	5.23%	1	0.19%
Canvass	0		0		0		0		0		0		0	
Total	0	0.00%	34	6.06%	9	1.60%	0	0.00%	7	1.25%	29	5.17%	1	0.18%
0057315														
Election Day	0	0.00%	8	28.57%	0	0.00%	0	0.00%	0	0.00%	0	0.00%	0	0.00%
Vote by Mail	0	0.00%	33	9.22%	9	2.51%	2	0.56%	3	0.84%	32	8.94%	2	0.56%
Canvass	0	0.00%	0	0.00%	0	0.00%	0	0.00%	0	0.00%	0	0.00%	0	0.00%
Total	0	0.00%	41	10.54%	9	2.31%	2	0.51%	3	0.77%	32	8.23%	2	0.51%
0057402														
Election Day	0	0.00%	2	9.52%	0	0.00%	0	0.00%	0	0.00%	0	0.00%	0	0.00%
Vote by Mail	1	0.32%	17	5.45%	3	0.96%	1	0.32%	9	2.88%	24	7.69%	1	0.32%
Canvass	0	0.00%	0	0.00%	0	0.00%	0	0.00%	0	0.00%	0	0.00%	0	0.00%
Total	1	0.30%	19	5.69%	3	0.90%	1	0.30%	9	2.69%	24	7.19%	1	0.30%

Precinct	ROBERT C. NEWMAN II (REP)		DENNIS RICHTER (NPP)		BRANDON M. ROSS (DEM)		SAM L. GALLUCCI (REP)		TED GAINES (REP)		CAITLYN JENNER (REP)		LEO S. ZACKY (REP)	
0055410														
Election Day	0	0.00%	0	0.00%	0	0.00%	0	0.00%	0	0.00%	0	0.00%	0	0.00%
Vote by Mail	5	1.19%	0	0.00%	14	3.34%	1	0.24%	11	2.63%	8	1.91%	0	0.00%
Canvass	0		0		0		0		0		0		0	
Total	5	1.13%	0	0.00%	14	3.16%	1	0.23%	11	2.48%	8	1.81%	0	0.00%
0056250														
Election Day	0	0.00%	0	0.00%	0	0.00%	0	0.00%	0	0.00%	0	0.00%	0	0.00%
Vote by Mail	1	0.16%	0	0.00%	20	3.25%	0	0.00%	8	1.30%	5	0.81%	0	0.00%
Canvass	0	0.00%	0	0.00%	1	50.00%	0	0.00%	0	0.00%	0	0.00%	0	0.00%
Total	1	0.15%	0	0.00%	21	3.22%	0	0.00%	8	1.23%	5	0.77%	0	0.00%
0057019														
Election Day	2	3.57%	0	0.00%	3	5.36%	0	0.00%	0	0.00%	0	0.00%	0	0.00%
Vote by Mail	3	0.70%	0	0.00%	33	7.67%	1	0.23%	0	0.00%	1	0.23%	0	0.00%
Canvass	0	0.00%	0	0.00%	2	28.57%	0	0.00%	0	0.00%	0	0.00%	0	0.00%
Total	5	1.01%	0	0.00%	38	7.71%	1	0.20%	0	0.00%	1	0.20%	0	0.00%
0057157														
Election Day	1	2.22%	0	0.00%	4	8.89%	0	0.00%	1	2.22%	0	0.00%	0	0.00%
Vote by Mail	3	0.58%	0	0.00%	26	5.04%	0	0.00%	8	1.55%	2	0.39%	8	1.55%
Canvass	0		0		0		0		0		0		0	
Total	4	0.71%	0	0.00%	30	5.35%	0	0.00%	9	1.60%	2	0.36%	8	1.43%
0057315														
Election Day	0	0.00%	0	0.00%	2	7.14%	1	3.57%	0	0.00%	1	3.57%	0	0.00%
Vote by Mail	3	0.84%	2	0.56%	20	5.59%	1	0.28%	3	0.84%	3	0.84%	0	0.00%
Canvass	0	0.00%	0	0.00%	1	33.33%	0	0.00%	0	0.00%	0	0.00%	0	0.00%
Total	3	0.77%	2	0.51%	23	5.91%	2	0.51%	3	0.77%	4	1.03%	0	0.00%
0057402														
Election Day	0	0.00%	0	0.00%	6	28.57%	0	0.00%	0	0.00%	0	0.00%	0	0.00%
Vote by Mail	5	1.60%	0	0.00%	11	3.53%	0	0.00%	7	2.24%	0	0.00%	0	0.00%
Canvass	0	0.00%	0	0.00%	0	0.00%	0	0.00%	0	0.00%	1	100.00%	0	0.00%
Total	5	1.50%	0	0.00%	17	5.09%	0	0.00%	7	2.10%	1	0.30%	0	0.00%

Precinct	JENNY RAE LE ROUX (REP)		DAVID LOZANO (REP)		STEVE CHAVEZ LODGE (REP)		MICHAEL LOEBBS (NPP)		DENIS LUCEY (NPP)		DIEGO MARTINEZ (REP)		JEREMIAH "JEREMY" MARCINIAK (NPP)	
0055410														
Election Day	0	0.00%	0	0.00%	0	0.00%	0	0.00%	0	0.00%	0	0.00%	0	0.00%
Vote by Mail	0	0.00%	0	0.00%	0	0.00%	0	0.00%	0	0.00%	2	0.48%	0	0.00%
Canvass	0		0		0		0		0		0		0	
Total	0	0.00%	0	0.00%	0	0.00%	0	0.00%	0	0.00%	2	0.45%	0	0.00%
0056250														
Election Day	0	0.00%	0	0.00%	0	0.00%	0	0.00%	0	0.00%	0	0.00%	0	0.00%
Vote by Mail	2	0.33%	3	0.49%	2	0.33%	0	0.00%	0	0.00%	0	0.00%	0	0.00%
Canvass	0	0.00%	0	0.00%	0	0.00%	0	0.00%	0	0.00%	0	0.00%	0	0.00%
Total	2	0.31%	3	0.46%	2	0.31%	0	0.00%	0	0.00%	0	0.00%	0	0.00%
0057019														
Election Day	0	0.00%	0	0.00%	0	0.00%	0	0.00%	1	1.79%	0	0.00%	0	0.00%
Vote by Mail	3	0.70%	1	0.23%	1	0.23%	0	0.00%	0	0.00%	0	0.00%	1	0.23%
Canvass	0	0.00%	0	0.00%	0	0.00%	0	0.00%	0	0.00%	0	0.00%	0	0.00%
Total	3	0.61%	1	0.20%	1	0.20%	0	0.00%	1	0.20%	0	0.00%	1	0.20%
0057157														
Election Day	0	0.00%	0	0.00%	0	0.00%	0	0.00%	0	0.00%	0	0.00%	0	0.00%
Vote by Mail	2	0.39%	0	0.00%	2	0.39%	0	0.00%	2	0.39%	0	0.00%	0	0.00%
Canvass	0		0		0		0		0		0		0	
Total	2	0.36%	0	0.00%	2	0.36%	0	0.00%	2	0.36%	0	0.00%	0	0.00%
0057315														
Election Day	0	0.00%	0	0.00%	0	0.00%	0	0.00%	0	0.00%	1	3.57%	0	0.00%
Vote by Mail	0	0.00%	2	0.56%	1	0.28%	4	1.12%	0	0.00%	0	0.00%	0	0.00%
Canvass	0	0.00%	0	0.00%	0	0.00%	0	0.00%	0	0.00%	0	0.00%	0	0.00%
Total	0	0.00%	2	0.51%	1	0.26%	4	1.03%	0	0.00%	1	0.26%	0	0.00%
0057402														
Election Day	0	0.00%	0	0.00%	0	0.00%	0	0.00%	0	0.00%	0	0.00%	0	0.00%
Vote by Mail	0	0.00%	1	0.32%	0	0.00%	4	1.28%	0	0.00%	3	0.96%	0	0.00%
Canvass	0	0.00%	0	0.00%	0	0.00%	0	0.00%	0	0.00%	0	0.00%	0	0.00%
Total	0	0.00%	1	0.30%	0	0.00%	4	1.20%	0	0.00%	3	0.90%	0	0.00%

Precinct	DANIEL MERCURI (REP)		JACQUELINE MCGOWAN (DEM)		DAVID MOORE (NPP)		DAVID ALEXANDER BRAMANTE (REP)		HOLLY L. BAADE (DEM)		ANGELYNE (NPP)		JAMES G. HANINK (NPP)	
0055410														
Election Day	0	0.00%	0	0.00%	0	0.00%	0	0.00%	0	0.00%	0	0.00%	0	0.00%
Vote by Mail	0	0.00%	8	1.91%	1	0.24%	1	0.24%	4	0.95%	0	0.00%	0	0.00%
Canvass	0		0		0		0		0		0		0	
Total	0	0.00%	8	1.81%	1	0.23%	1	0.23%	4	0.90%	0	0.00%	0	0.00%
0056250														
Election Day	0	0.00%	1	2.86%	0	0.00%	0	0.00%	2	5.71%	0	0.00%	0	0.00%
Vote by Mail	0	0.00%	20	3.25%	0	0.00%	0	0.00%	5	0.81%	2	0.33%	0	0.00%
Canvass	0	0.00%	0	0.00%	0	0.00%	0	0.00%	0	0.00%	0	0.00%	0	0.00%
Total	0	0.00%	21	3.22%	0	0.00%	0	0.00%	7	1.07%	2	0.31%	0	0.00%
0057019														
Election Day	0	0.00%	2	3.57%	0	0.00%	0	0.00%	0	0.00%	0	0.00%	0	0.00%
Vote by Mail	0	0.00%	21	4.88%	2	0.47%	0	0.00%	6	1.40%	0	0.00%	1	0.23%
Canvass	0	0.00%	0	0.00%	0	0.00%	0	0.00%	0	0.00%	0	0.00%	0	0.00%
Total	0	0.00%	23	4.67%	2	0.41%	0	0.00%	6	1.22%	0	0.00%	1	0.20%
0057157														
Election Day	0	0.00%	1	2.22%	0	0.00%	0	0.00%	0	0.00%	0	0.00%	0	0.00%
Vote by Mail	0	0.00%	21	4.07%	1	0.19%	1	0.19%	3	0.58%	0	0.00%	0	0.00%
Canvass	0		0		0		0		0		0		0	
Total	0	0.00%	22	3.92%	1	0.18%	1	0.18%	3	0.53%	0	0.00%	0	0.00%
0057315														
Election Day	0	0.00%	2	7.14%	0	0.00%	0	0.00%	0	0.00%	0	0.00%	0	0.00%
Vote by Mail	0	0.00%	26	7.26%	3	0.84%	0	0.00%	5	1.40%	0	0.00%	1	0.28%
Canvass	0	0.00%	0	0.00%	0	0.00%	0	0.00%	0	0.00%	0	0.00%	0	0.00%
Total	0	0.00%	28	7.20%	3	0.77%	0	0.00%	5	1.29%	0	0.00%	1	0.26%
0057402														
Election Day	1	4.76%	1	4.76%	0	0.00%	0	0.00%	0	0.00%	0	0.00%	0	0.00%
Vote by Mail	0	0.00%	12	3.85%	1	0.32%	1	0.32%	2	0.64%	0	0.00%	1	0.32%
Canvass	0	0.00%	0	0.00%	0	0.00%	0	0.00%	0	0.00%	0	0.00%	0	0.00%
Total	1	0.30%	13	3.89%	1	0.30%	1	0.30%	2	0.60%	0	0.00%	1	0.30%

Precinct	DAVID HILLBERG (REP)		JEFF HEWITT (LIB)		JOHN R. DRAKE (DEM)		LARRY A. ELDER (REP)		KEVIN PAFFRATH (DEM)		ADAM PAPAGAN (NPP)		ARMANDO "MANDO" PEREZ- SERRATO (DEM)	
0055410														
Election Day	0	0.00%	0	0.00%	0	0.00%	23	95.83%	0	0.00%	0	0.00%	0	0.00%
Vote by Mail	0	0.00%	1	0.24%	1	0.24%	236	56.32%	13	3.10%	0	0.00%	4	0.95%
Canvass	0		0		0		0		0		0		0	
Total	0	0.00%	1	0.23%	1	0.23%	259	58.47%	13	2.93%	0	0.00%	4	0.90%
0056250														
Election Day	0	0.00%	0	0.00%	0	0.00%	24	68.57%	0	0.00%	0	0.00%	0	0.00%
Vote by Mail	0	0.00%	5	0.81%	5	0.81%	375	60.98%	41	6.67%	0	0.00%	2	0.33%
Canvass	0	0.00%	0	0.00%	0	0.00%	1	50.00%	0	0.00%	0	0.00%	0	0.00%
Total	0	0.00%	5	0.77%	5	0.77%	400	61.35%	41	6.29%	0	0.00%	2	0.31%
0057019														
Election Day	0	0.00%	0	0.00%	0	0.00%	40	71.43%	1	1.79%	0	0.00%	1	1.79%
Vote by Mail	1	0.23%	4	0.93%	2	0.47%	200	46.51%	43	10.00%	0	0.00%	8	1.86%
Canvass	0	0.00%	1	14.29%	0	0.00%	4	57.14%	0	0.00%	0	0.00%	0	0.00%
Total	1	0.20%	5	1.01%	2	0.41%	244	49.49%	44	8.92%	0	0.00%	9	1.83%
0057157														
Election Day	0	0.00%	0	0.00%	0	0.00%	30	66.67%	0	0.00%	0	0.00%	0	0.00%
Vote by Mail	2	0.39%	1	0.19%	1	0.19%	251	48.64%	38	7.36%	0	0.00%	0	0.00%
Canvass	0		0		0		0		0		0		0	
Total	2	0.36%	1	0.18%	1	0.18%	281	50.09%	38	6.77%	0	0.00%	0	0.00%
0057315														
Election Day	0	0.00%	0	0.00%	0	0.00%	11	39.29%	2	7.14%	0	0.00%	0	0.00%
Vote by Mail	0	0.00%	0	0.00%	0	0.00%	106	29.61%	39	10.89%	0	0.00%	3	0.84%
Canvass	0	0.00%	0	0.00%	0	0.00%	1	33.33%	1	33.33%	0	0.00%	0	0.00%
Total	0	0.00%	0	0.00%	0	0.00%	118	30.33%	42	10.80%	0	0.00%	3	0.77%
0057402														
Election Day	0	0.00%	0	0.00%	0	0.00%	9	42.86%	0	0.00%	0	0.00%	1	4.76%
Vote by Mail	2	0.64%	1	0.32%	3	0.96%	124	39.74%	36	11.54%	0	0.00%	5	1.60%
Canvass	0	0.00%	0	0.00%	0	0.00%	0	0.00%	0	0.00%	0	0.00%	0	0.00%
Total	2	0.60%	1	0.30%	3	0.90%	133	39.82%	36	10.78%	0	0.00%	6	1.80%

Precinct	JOHN COX (REP)		HEATHER COLLINS (G-P)		DANIEL WATTS (DEM)		NICKOLAS WILDSTAR (REP)		SARAH STEPHENS (REP)		DENVER STONER (REP)		JOE M. SYMMON (REP)	
0055410														
Election Day	1	4.17%	0	0.00%	0	0.00%	0	0.00%	0	0.00%	0	0.00%	0	0.00%
Vote by Mail	31	7.40%	2	0.48%	5	1.19%	0	0.00%	0	0.00%	2	0.48%	0	0.00%
Canvass	0		0		0		0		0		0		0	
Total	32	7.22%	2	0.45%	5	1.13%	0	0.00%	0	0.00%	2	0.45%	0	0.00%
0056250														
Election Day	0	0.00%	0	0.00%	1	2.86%	0	0.00%	0	0.00%	0	0.00%	0	0.00%
Vote by Mail	15	2.44%	2	0.33%	3	0.49%	0	0.00%	1	0.16%	3	0.49%	0	0.00%
Canvass	0	0.00%	0	0.00%	0	0.00%	0	0.00%	0	0.00%	0	0.00%	0	0.00%
Total	15	2.30%	2	0.31%	4	0.61%	0	0.00%	1	0.15%	3	0.46%	0	0.00%
0057019														
Election Day	0	0.00%	0	0.00%	0	0.00%	0	0.00%	0	0.00%	0	0.00%	0	0.00%
Vote by Mail	20	4.65%	4	0.93%	13	3.02%	3	0.70%	1	0.23%	3	0.70%	0	0.00%
Canvass	0	0.00%	0	0.00%	0	0.00%	0	0.00%	0	0.00%	0	0.00%	0	0.00%
Total	20	4.06%	4	0.81%	13	2.64%	3	0.61%	1	0.20%	3	0.61%	0	0.00%
0057157														
Election Day	2	4.44%	1	2.22%	0	0.00%	0	0.00%	0	0.00%	0	0.00%	0	0.00%
Vote by Mail	48	9.30%	3	0.58%	5	0.97%	0	0.00%	0	0.00%	1	0.19%	0	0.00%
Canvass	0		0		0		0		0		0		0	
Total	50	8.91%	4	0.71%	5	0.89%	0	0.00%	0	0.00%	1	0.18%	0	0.00%
0057315														
Election Day	0	0.00%	0	0.00%	0	0.00%	0	0.00%	0	0.00%	0	0.00%	0	0.00%
Vote by Mail	23	6.42%	2	0.56%	14	3.91%	0	0.00%	3	0.84%	1	0.28%	0	0.00%
Canvass	0	0.00%	0	0.00%	0	0.00%	0	0.00%	0	0.00%	0	0.00%	0	0.00%
Total	23	5.91%	2	0.51%	14	3.60%	0	0.00%	3	0.77%	1	0.26%	0	0.00%
0057402														
Election Day	0	0.00%	0	0.00%	1	4.76%	0	0.00%	0	0.00%	0	0.00%	0	0.00%
Vote by Mail	10	3.21%	1	0.32%	10	3.21%	0	0.00%	0	0.00%	2	0.64%	0	0.00%
Canvass	0	0.00%	0	0.00%	0	0.00%	0	0.00%	0	0.00%	0	0.00%	0	0.00%
Total	10	2.99%	1	0.30%	11	3.29%	0	0.00%	0	0.00%	2	0.60%	0	0.00%

Precinct	MAJOR SINGH (NPP)		DOUG OSE (REP)		Write-in		Total Votes	ROXANNE Qualified Write In		STACY SMITH Qualified Write In		MAJOR WILLIAMS Qualified Write In	
0055410													
Election Day	0	0.00%	0	0.00%	0	0.00%	24	0	0.00%	0	0.00%	0	0.00%
Vote by Mail	1	0.24%	11	2.63%	0	0.00%	419	0	0.00%	0	0.00%	0	0.00%
Canvass	0		0		0		0	0		0		0	
Total	1	0.23%	11	2.48%	0	0.00%	443	0	0.00%	0	0.00%	0	0.00%
0056250													
Election Day	0	0.00%	0	0.00%	0	0.00%	35	0	0.00%	0	0.00%	0	0.00%
Vote by Mail	1	0.16%	2	0.33%	0	0.00%	615	0	0.00%	0	0.00%	0	0.00%
Canvass	0	0.00%	0	0.00%	0	0.00%	2	0	0.00%	0	0.00%	0	0.00%
Total	1	0.15%	2	0.31%	0	0.00%	652	0	0.00%	0	0.00%	0	0.00%
0057019													
Election Day	0	0.00%	1	1.79%	0	0.00%	56	0	0.00%	0	0.00%	0	0.00%
Vote by Mail	1	0.23%	3	0.70%	0	0.00%	430	0	0.00%	0	0.00%	0	0.00%
Canvass	0	0.00%	0	0.00%	0	0.00%	7	0	0.00%	0	0.00%	0	0.00%
Total	1	0.20%	4	0.81%	0	0.00%	493	0	0.00%	0	0.00%	0	0.00%
0057157													
Election Day	0	0.00%	0	0.00%	0	0.00%	45	0	0.00%	0	0.00%	0	0.00%
Vote by Mail	1	0.19%	10	1.94%	1	0.19%	516	0	0.00%	0	0.00%	1	0.19%
Canvass	0		0		0		0	0		0		0	
Total	1	0.18%	10	1.78%	1	0.18%	561	0	0.00%	0	0.00%	1	0.18%
0057315													
Election Day	0	0.00%	0	0.00%	0	0.00%	28	0	0.00%	0	0.00%	0	0.00%
Vote by Mail	6	1.68%	4	1.12%	0	0.00%	358	0	0.00%	0	0.00%	0	0.00%
Canvass	0	0.00%	0	0.00%	0	0.00%	3	0	0.00%	0	0.00%	0	0.00%
Total	6	1.54%	4	1.03%	0	0.00%	389	0	0.00%	0	0.00%	0	0.00%
0057402													
Election Day	0	0.00%	0	0.00%	0	0.00%	21	0	0.00%	0	0.00%	0	0.00%
Vote by Mail	6	1.92%	5	1.60%	0	0.00%	312	0	0.00%	0	0.00%	0	0.00%
Canvass	0	0.00%	0	0.00%	0	0.00%	1	0	0.00%	0	0.00%	0	0.00%
Total	6	1.80%	5	1.50%	0	0.00%	334	0	0.00%	0	0.00%	0	0.00%

Precinct	THUY E. HUGENS Qualified Write In		MIKI HABRYN Qualified Write In		VINCE LUNDGREN Qualified Write In		VIVEK B. MOHAN Qualified Write In	
0055410								
Election Day	0	0.00%	0	0.00%	0	0.00%	0	0.00%
Vote by Mail	0	0.00%	0	0.00%	0	0.00%	0	0.00%
Canvass	0		0		0		0	
Total	0	0.00%	0	0.00%	0	0.00%	0	0.00%
0056250								
Election Day	0	0.00%	0	0.00%	0	0.00%	0	0.00%
Vote by Mail	0	0.00%	0	0.00%	0	0.00%	0	0.00%
Canvass	0	0.00%	0	0.00%	0	0.00%	0	0.00%
Total	0	0.00%	0	0.00%	0	0.00%	0	0.00%
0057019								
Election Day	0	0.00%	0	0.00%	0	0.00%	0	0.00%
Vote by Mail	0	0.00%	0	0.00%	0	0.00%	0	0.00%
Canvass	0	0.00%	0	0.00%	0	0.00%	0	0.00%
Total	0	0.00%	0	0.00%	0	0.00%	0	0.00%
0057157								
Election Day	0	0.00%	0	0.00%	0	0.00%	0	0.00%
Vote by Mail	0	0.00%	0	0.00%	0	0.00%	0	0.00%
Canvass	0		0		0		0	
Total	0	0.00%	0	0.00%	0	0.00%	0	0.00%
0057315								
Election Day	0	0.00%	0	0.00%	0	0.00%	0	0.00%
Vote by Mail	0	0.00%	0	0.00%	0	0.00%	0	0.00%
Canvass	0	0.00%	0	0.00%	0	0.00%	0	0.00%
Total	0	0.00%	0	0.00%	0	0.00%	0	0.00%
0057402								
Election Day	0	0.00%	0	0.00%	0	0.00%	0	0.00%
Vote by Mail	0	0.00%	0	0.00%	0	0.00%	0	0.00%
Canvass	0	0.00%	0	0.00%	0	0.00%	0	0.00%
Total	0	0.00%	0	0.00%	0	0.00%	0	0.00%

Precinct	Times Cast	Registered Voters	Undervotes	Overvotes
0057509				
Election Day	35	1,541	7	0
Vote by Mail	730	1,541	390	3
Canvass	1	1,541	0	1
Total	766	1,541	397	4
0057584				
Election Day	32	1,860	4	0
Vote by Mail	869	1,860	462	5
Canvass	2	1,860	0	0
Total	903	1,860	466	5
0057660				
Election Day	22	1,492	6	0
Vote by Mail	846	1,492	412	6
Canvass	2	1,492	1	0
Total	870	1,492	419	6
0057761				
Election Day	24	1,147	6	0
Vote by Mail	630	1,147	376	4
Canvass	1	1,147	0	0
Total	655	1,147	382	4
0057825				
Election Day	36	1,618	8	0
Vote by Mail	793	1,618	444	7
Canvass	5	1,618	1	0
Total	834	1,618	453	7
0057862				
Election Day	27	1,527	4	0
Vote by Mail	852	1,527	431	0
Canvass	6	1,527	0	1
Total	885	1,527	435	1

Precinct	DAN KAPELOVITZ (G-P)		KEVIN K. KAUL (NPP)	
0057509				
Election Day	0	0.00%	0	0.00%
Vote by Mail	1	0.30%	0	0.00%
Canvass	0		0	
Total	1	0.27%	0	0.00%
0057584				
Election Day	0	0.00%	0	0.00%
Vote by Mail	1	0.25%	1	0.25%
Canvass	0	0.00%	0	0.00%
Total	1	0.23%	1	0.23%
0057660				
Election Day	0	0.00%	0	0.00%
Vote by Mail	7	1.64%	0	0.00%
Canvass	0	0.00%	0	0.00%
Total	7	1.57%	0	0.00%
0057761				
Election Day	0	0.00%	0	0.00%
Vote by Mail	2	0.80%	0	0.00%
Canvass	0	0.00%	0	0.00%
Total	2	0.74%	0	0.00%
0057825				
Election Day	0	0.00%	0	0.00%
Vote by Mail	1	0.29%	0	0.00%
Canvass	0	0.00%	0	0.00%
Total	1	0.27%	0	0.00%
0057862				
Election Day	0	0.00%	0	0.00%
Vote by Mail	3	0.71%	0	0.00%
Canvass	0	0.00%	0	0.00%
Total	3	0.67%	0	0.00%

Precinct	CHAUNCEY "SLIM" KILLENS (REP)		KEVIN KILEY (REP)		PATRICK KILPATRICK (DEM)		ANTHONY TRIMINO (REP)		JOEL VENTRESCA (DEM)		KEVIN L. FAULCONER (REP)		RHONDA FURIN (REP)	
0057509														
Election Day	0	0.00%	0	0.00%	0	0.00%	0	0.00%	0	0.00%	2	7.14%	0	0.00%
Vote by Mail	0	0.00%	21	6.23%	6	1.78%	1	0.30%	6	1.78%	30	8.90%	0	0.00%
Canvass	0		0		0		0		0		0		0	
Total	0	0.00%	21	5.75%	6	1.64%	1	0.27%	6	1.64%	32	8.77%	0	0.00%
0057584														
Election Day	0	0.00%	1	3.57%	0	0.00%	0	0.00%	0	0.00%	3	10.71%	0	0.00%
Vote by Mail	0	0.00%	29	7.21%	4	1.00%	1	0.25%	11	2.74%	17	4.23%	2	0.50%
Canvass	0	0.00%	0	0.00%	0	0.00%	0	0.00%	0	0.00%	1	50.00%	0	0.00%
Total	0	0.00%	30	6.94%	4	0.93%	1	0.23%	11	2.55%	21	4.86%	2	0.46%
0057660														
Election Day	0	0.00%	2	12.50%	0	0.00%	0	0.00%	0	0.00%	0	0.00%	0	0.00%
Vote by Mail	1	0.23%	15	3.50%	2	0.47%	1	0.23%	13	3.04%	50	11.68%	0	0.00%
Canvass	0	0.00%	0	0.00%	0	0.00%	0	0.00%	0	0.00%	1	100.00%	0	0.00%
Total	1	0.22%	17	3.82%	2	0.45%	1	0.22%	13	2.92%	51	11.46%	0	0.00%
0057761														
Election Day	0	0.00%	1	5.56%	0	0.00%	0	0.00%	0	0.00%	1	5.56%	0	0.00%
Vote by Mail	0	0.00%	11	4.40%	9	3.60%	0	0.00%	5	2.00%	23	9.20%	0	0.00%
Canvass	0	0.00%	0	0.00%	0	0.00%	0	0.00%	0	0.00%	0	0.00%	0	0.00%
Total	0	0.00%	12	4.46%	9	3.35%	0	0.00%	5	1.86%	24	8.92%	0	0.00%
0057825														
Election Day	0	0.00%	0	0.00%	0	0.00%	0	0.00%	1	3.57%	0	0.00%	0	0.00%
Vote by Mail	0	0.00%	18	5.26%	4	1.17%	1	0.29%	7	2.05%	24	7.02%	3	0.88%
Canvass	0	0.00%	0	0.00%	0	0.00%	0	0.00%	0	0.00%	0	0.00%	0	0.00%
Total	0	0.00%	18	4.81%	4	1.07%	1	0.27%	8	2.14%	24	6.42%	3	0.80%
0057862														
Election Day	0	0.00%	2	8.70%	0	0.00%	0	0.00%	0	0.00%	2	8.70%	0	0.00%
Vote by Mail	0	0.00%	27	6.41%	3	0.71%	0	0.00%	15	3.56%	29	6.89%	3	0.71%
Canvass	0	0.00%	0	0.00%	0	0.00%	0	0.00%	0	0.00%	0	0.00%	0	0.00%
Total	0	0.00%	29	6.46%	3	0.67%	0	0.00%	15	3.34%	31	6.90%	3	0.67%

Precinct	ROBERT C. NEWMAN II (REP)		DENNIS RICHTER (NPP)		BRANDON M. ROSS (DEM)		SAM L. GALLUCCI (REP)		TED GAINES (REP)		CAITLYN JENNER (REP)		LEO S. ZACKY (REP)	
0057509														
Election Day	0	0.00%	0	0.00%	3	10.71%	0	0.00%	1	3.57%	0	0.00%	0	0.00%
Vote by Mail	0	0.00%	0	0.00%	28	8.31%	0	0.00%	5	1.48%	3	0.89%	3	0.89%
Canvass	0		0		0		0		0		0		0	
Total	0	0.00%	0	0.00%	31	8.49%	0	0.00%	6	1.64%	3	0.82%	3	0.82%
0057584														
Election Day	1	3.57%	0	0.00%	5	17.86%	1	3.57%	0	0.00%	1	3.57%	0	0.00%
Vote by Mail	4	1.00%	1	0.25%	25	6.22%	0	0.00%	8	1.99%	5	1.24%	1	0.25%
Canvass	0	0.00%	0	0.00%	1	50.00%	0	0.00%	0	0.00%	0	0.00%	0	0.00%
Total	5	1.16%	1	0.23%	31	7.18%	1	0.23%	8	1.85%	6	1.39%	1	0.23%
0057660														
Election Day	0	0.00%	0	0.00%	1	6.25%	0	0.00%	1	6.25%	2	12.50%	0	0.00%
Vote by Mail	1	0.23%	1	0.23%	21	4.91%	2	0.47%	5	1.17%	8	1.87%	0	0.00%
Canvass	0	0.00%	0	0.00%	0	0.00%	0	0.00%	0	0.00%	0	0.00%	0	0.00%
Total	1	0.22%	1	0.22%	22	4.94%	2	0.45%	6	1.35%	10	2.25%	0	0.00%
0057761														
Election Day	0	0.00%	0	0.00%	2	11.11%	0	0.00%	0	0.00%	0	0.00%	0	0.00%
Vote by Mail	1	0.40%	0	0.00%	20	8.00%	0	0.00%	1	0.40%	3	1.20%	0	0.00%
Canvass	0	0.00%	0	0.00%	0	0.00%	0	0.00%	0	0.00%	0	0.00%	0	0.00%
Total	1	0.37%	0	0.00%	22	8.18%	0	0.00%	1	0.37%	3	1.12%	0	0.00%
0057825														
Election Day	0	0.00%	0	0.00%	1	3.57%	1	3.57%	2	7.14%	0	0.00%	0	0.00%
Vote by Mail	2	0.58%	3	0.88%	21	6.14%	0	0.00%	6	1.75%	3	0.88%	0	0.00%
Canvass	0	0.00%	0	0.00%	1	25.00%	0	0.00%	0	0.00%	0	0.00%	0	0.00%
Total	2	0.53%	3	0.80%	23	6.15%	1	0.27%	8	2.14%	3	0.80%	0	0.00%
0057862														
Election Day	0	0.00%	0	0.00%	2	8.70%	0	0.00%	1	4.35%	0	0.00%	0	0.00%
Vote by Mail	0	0.00%	0	0.00%	33	7.84%	4	0.95%	3	0.71%	9	2.14%	0	0.00%
Canvass	0	0.00%	0	0.00%	2	40.00%	0	0.00%	0	0.00%	0	0.00%	0	0.00%
Total	0	0.00%	0	0.00%	37	8.24%	4	0.89%	4	0.89%	9	2.00%	0	0.00%

Precinct	JENNY RAE LE ROUX (REP)		DAVID LOZANO (REP)		STEVE CHAVEZ LODGE (REP)		MICHAEL LOEBBS (NPP)		DENIS LUCEY (NPP)		DIEGO MARTINEZ (REP)		JEREMIAH "JEREMY" MARCINIAK (NPP)	
0057509														
Election Day	0	0.00%	0	0.00%	0	0.00%	0	0.00%	1	3.57%	0	0.00%	0	0.00%
Vote by Mail	0	0.00%	0	0.00%	0	0.00%	5	1.48%	0	0.00%	1	0.30%	0	0.00%
Canvass	0		0		0		0		0		0		0	
Total	0	0.00%	0	0.00%	0	0.00%	5	1.37%	1	0.27%	1	0.27%	0	0.00%
0057584														
Election Day	0	0.00%	0	0.00%	0	0.00%	0	0.00%	0	0.00%	0	0.00%	0	0.00%
Vote by Mail	0	0.00%	0	0.00%	1	0.25%	0	0.00%	1	0.25%	0	0.00%	0	0.00%
Canvass	0	0.00%	0	0.00%	0	0.00%	0	0.00%	0	0.00%	0	0.00%	0	0.00%
Total	0	0.00%	0	0.00%	1	0.23%	0	0.00%	1	0.23%	0	0.00%	0	0.00%
0057660														
Election Day	0	0.00%	0	0.00%	0	0.00%	0	0.00%	0	0.00%	0	0.00%	0	0.00%
Vote by Mail	1	0.23%	0	0.00%	1	0.23%	0	0.00%	0	0.00%	0	0.00%	0	0.00%
Canvass	0	0.00%	0	0.00%	0	0.00%	0	0.00%	0	0.00%	0	0.00%	0	0.00%
Total	1	0.22%	0	0.00%	1	0.22%	0	0.00%	0	0.00%	0	0.00%	0	0.00%
0057761														
Election Day	0	0.00%	0	0.00%	0	0.00%	0	0.00%	0	0.00%	0	0.00%	0	0.00%
Vote by Mail	0	0.00%	1	0.40%	2	0.80%	0	0.00%	0	0.00%	0	0.00%	0	0.00%
Canvass	0	0.00%	0	0.00%	0	0.00%	0	0.00%	0	0.00%	0	0.00%	0	0.00%
Total	0	0.00%	1	0.37%	2	0.74%	0	0.00%	0	0.00%	0	0.00%	0	0.00%
0057825														
Election Day	0	0.00%	0	0.00%	0	0.00%	0	0.00%	0	0.00%	0	0.00%	0	0.00%
Vote by Mail	1	0.29%	1	0.29%	0	0.00%	0	0.00%	0	0.00%	0	0.00%	0	0.00%
Canvass	0	0.00%	0	0.00%	0	0.00%	0	0.00%	0	0.00%	0	0.00%	0	0.00%
Total	1	0.27%	1	0.27%	0	0.00%	0	0.00%	0	0.00%	0	0.00%	0	0.00%
0057862														
Election Day	0	0.00%	0	0.00%	0	0.00%	0	0.00%	0	0.00%	0	0.00%	0	0.00%
Vote by Mail	1	0.24%	2	0.48%	1	0.24%	0	0.00%	1	0.24%	0	0.00%	0	0.00%
Canvass	0	0.00%	0	0.00%	0	0.00%	0	0.00%	0	0.00%	0	0.00%	0	0.00%
Total	1	0.22%	2	0.45%	1	0.22%	0	0.00%	1	0.22%	0	0.00%	0	0.00%

Precinct	DANIEL MERCURI (REP)		JACQUELINE MCGOWAN (DEM)		DAVID MOORE (NPP)		DAVID ALEXANDER BRAMANTE (REP)		HOLLY L. BAADE (DEM)		ANGELYNE (NPP)		JAMES G. HANINK (NPP)	
0057509														
Election Day	0	0.00%	0	0.00%	0	0.00%	0	0.00%	0	0.00%	0	0.00%	0	0.00%
Vote by Mail	0	0.00%	15	4.45%	3	0.89%	1	0.30%	4	1.19%	2	0.59%	0	0.00%
Canvass	0		0		0		0		0		0		0	
Total	0	0.00%	15	4.11%	3	0.82%	1	0.27%	4	1.10%	2	0.55%	0	0.00%
0057584														
Election Day	0	0.00%	0	0.00%	0	0.00%	0	0.00%	0	0.00%	0	0.00%	0	0.00%
Vote by Mail	3	0.75%	11	2.74%	0	0.00%	0	0.00%	2	0.50%	1	0.25%	0	0.00%
Canvass	0	0.00%	0	0.00%	0	0.00%	0	0.00%	0	0.00%	0	0.00%	0	0.00%
Total	3	0.69%	11	2.55%	0	0.00%	0	0.00%	2	0.46%	1	0.23%	0	0.00%
0057660														
Election Day	0	0.00%	0	0.00%	0	0.00%	0	0.00%	0	0.00%	0	0.00%	0	0.00%
Vote by Mail	0	0.00%	13	3.04%	0	0.00%	0	0.00%	7	1.64%	1	0.23%	1	0.23%
Canvass	0	0.00%	0	0.00%	0	0.00%	0	0.00%	0	0.00%	0	0.00%	0	0.00%
Total	0	0.00%	13	2.92%	0	0.00%	0	0.00%	7	1.57%	1	0.22%	1	0.22%
0057761														
Election Day	0	0.00%	0	0.00%	0	0.00%	0	0.00%	1	5.56%	0	0.00%	0	0.00%
Vote by Mail	0	0.00%	22	8.80%	2	0.80%	0	0.00%	0	0.00%	1	0.40%	0	0.00%
Canvass	0	0.00%	0	0.00%	0	0.00%	0	0.00%	0	0.00%	0	0.00%	0	0.00%
Total	0	0.00%	22	8.18%	2	0.74%	0	0.00%	1	0.37%	1	0.37%	0	0.00%
0057825														
Election Day	0	0.00%	1	3.57%	0	0.00%	0	0.00%	0	0.00%	1	3.57%	0	0.00%
Vote by Mail	0	0.00%	17	4.97%	2	0.58%	1	0.29%	8	2.34%	0	0.00%	0	0.00%
Canvass	0	0.00%	1	25.00%	0	0.00%	0	0.00%	0	0.00%	0	0.00%	0	0.00%
Total	0	0.00%	19	5.08%	2	0.53%	1	0.27%	8	2.14%	1	0.27%	0	0.00%
0057862														
Election Day	0	0.00%	0	0.00%	0	0.00%	0	0.00%	2	8.70%	0	0.00%	0	0.00%
Vote by Mail	0	0.00%	14	3.33%	2	0.48%	1	0.24%	4	0.95%	2	0.48%	1	0.24%
Canvass	0	0.00%	2	40.00%	0	0.00%	0	0.00%	1	20.00%	0	0.00%	0	0.00%
Total	0	0.00%	16	3.56%	2	0.45%	1	0.22%	7	1.56%	2	0.45%	1	0.22%

Precinct	DAVID HILLBERG (REP)		JEFF HEWITT (LIB)		JOHN R. DRAKE (DEM)		LARRY A. ELDER (REP)		KEVIN PAFFRATH (DEM)		ADAM PAPAGAN (NPP)		ARMANDO "MANDO" PEREZ- SERRATO (DEM)	
0057509														
Election Day	0	0.00%	0	0.00%	0	0.00%	21	75.00%	0	0.00%	0	0.00%	0	0.00%
Vote by Mail	1	0.30%	1	0.30%	2	0.59%	140	41.54%	24	7.12%	0	0.00%	1	0.30%
Canvass	0		0		0		0		0		0		0	
Total	1	0.27%	1	0.27%	2	0.55%	161	44.11%	24	6.58%	0	0.00%	1	0.27%
0057584														
Election Day	0	0.00%	0	0.00%	0	0.00%	12	42.86%	0	0.00%	0	0.00%	0	0.00%
Vote by Mail	0	0.00%	2	0.50%	2	0.50%	140	34.83%	51	12.69%	0	0.00%	12	2.99%
Canvass	0	0.00%	0	0.00%	0	0.00%	0	0.00%	0	0.00%	0	0.00%	0	0.00%
Total	0	0.00%	2	0.46%	2	0.46%	152	35.19%	51	11.81%	0	0.00%	12	2.78%
0057660														
Election Day	0	0.00%	1	6.25%	0	0.00%	8	50.00%	0	0.00%	0	0.00%	0	0.00%
Vote by Mail	0	0.00%	2	0.47%	11	2.57%	199	46.50%	32	7.48%	0	0.00%	2	0.47%
Canvass	0	0.00%	0	0.00%	0	0.00%	0	0.00%	0	0.00%	0	0.00%	0	0.00%
Total	0	0.00%	3	0.67%	11	2.47%	207	46.52%	32	7.19%	0	0.00%	2	0.45%
0057761														
Election Day	0	0.00%	0	0.00%	0	0.00%	13	72.22%	0	0.00%	0	0.00%	0	0.00%
Vote by Mail	0	0.00%	1	0.40%	6	2.40%	81	32.40%	32	12.80%	0	0.00%	5	2.00%
Canvass	0	0.00%	0	0.00%	0	0.00%	1	100.00%	0	0.00%	0	0.00%	0	0.00%
Total	0	0.00%	1	0.37%	6	2.23%	95	35.32%	32	11.90%	0	0.00%	5	1.86%
0057825														
Election Day	0	0.00%	0	0.00%	0	0.00%	18	64.29%	2	7.14%	0	0.00%	1	3.57%
Vote by Mail	0	0.00%	1	0.29%	1	0.29%	139	40.64%	35	10.23%	0	0.00%	2	0.58%
Canvass	0	0.00%	0	0.00%	0	0.00%	1	25.00%	0	0.00%	0	0.00%	0	0.00%
Total	0	0.00%	1	0.27%	1	0.27%	158	42.25%	37	9.89%	0	0.00%	3	0.80%
0057862														
Election Day	0	0.00%	0	0.00%	0	0.00%	13	56.52%	1	4.35%	0	0.00%	0	0.00%
Vote by Mail	0	0.00%	1	0.24%	6	1.43%	184	43.71%	23	5.46%	2	0.48%	4	0.95%
Canvass	0	0.00%	0	0.00%	0	0.00%	0	0.00%	0	0.00%	0	0.00%	0	0.00%
Total	0	0.00%	1	0.22%	6	1.34%	197	43.88%	24	5.35%	2	0.45%	4	0.89%

Precinct	JOHN COX (REP)		HEATHER COLLINS (G-P)		DANIEL WATTS (DEM)		NICKOLAS WILDSTAR (REP)		SARAH STEPHENS (REP)		DENVER STONER (REP)		JOE M. SYMMON (REP)	
0057509														
Election Day	0	0.00%	0	0.00%	0	0.00%	0	0.00%	0	0.00%	0	0.00%	0	0.00%
Vote by Mail	16	4.75%	0	0.00%	9	2.67%	0	0.00%	0	0.00%	0	0.00%	0	0.00%
Canvass	0		0		0		0		0		0		0	
Total	16	4.38%	0	0.00%	9	2.47%	0	0.00%	0	0.00%	0	0.00%	0	0.00%
0057584														
Election Day	3	10.71%	0	0.00%	0	0.00%	0	0.00%	0	0.00%	0	0.00%	0	0.00%
Vote by Mail	14	3.48%	0	0.00%	35	8.71%	0	0.00%	0	0.00%	1	0.25%	0	0.00%
Canvass	0	0.00%	0	0.00%	0	0.00%	0	0.00%	0	0.00%	0	0.00%	0	0.00%
Total	17	3.94%	0	0.00%	35	8.10%	0	0.00%	0	0.00%	1	0.23%	0	0.00%
0057660														
Election Day	0	0.00%	0	0.00%	1	6.25%	0	0.00%	0	0.00%	0	0.00%	0	0.00%
Vote by Mail	11	2.57%	6	1.40%	9	2.10%	0	0.00%	0	0.00%	1	0.23%	0	0.00%
Canvass	0	0.00%	0	0.00%	0	0.00%	0	0.00%	0	0.00%	0	0.00%	0	0.00%
Total	11	2.47%	6	1.35%	10	2.25%	0	0.00%	0	0.00%	1	0.22%	0	0.00%
0057761														
Election Day	0	0.00%	0	0.00%	0	0.00%	0	0.00%	0	0.00%	0	0.00%	0	0.00%
Vote by Mail	8	3.20%	0	0.00%	13	5.20%	0	0.00%	0	0.00%	0	0.00%	0	0.00%
Canvass	0	0.00%	0	0.00%	0	0.00%	0	0.00%	0	0.00%	0	0.00%	0	0.00%
Total	8	2.97%	0	0.00%	13	4.83%	0	0.00%	0	0.00%	0	0.00%	0	0.00%
0057825														
Election Day	0	0.00%	0	0.00%	0	0.00%	0	0.00%	0	0.00%	0	0.00%	0	0.00%
Vote by Mail	18	5.26%	2	0.58%	11	3.22%	0	0.00%	1	0.29%	0	0.00%	0	0.00%
Canvass	1	25.00%	0	0.00%	0	0.00%	0	0.00%	0	0.00%	0	0.00%	0	0.00%
Total	19	5.08%	2	0.53%	11	2.94%	0	0.00%	1	0.27%	0	0.00%	0	0.00%
0057862														
Election Day	0	0.00%	0	0.00%	0	0.00%	0	0.00%	0	0.00%	0	0.00%	0	0.00%
Vote by Mail	24	5.70%	1	0.24%	9	2.14%	0	0.00%	2	0.48%	1	0.24%	0	0.00%
Canvass	0	0.00%	0	0.00%	0	0.00%	0	0.00%	0	0.00%	0	0.00%	0	0.00%
Total	24	5.35%	1	0.22%	9	2.00%	0	0.00%	2	0.45%	1	0.22%	0	0.00%

Precinct	MAJOR SINGH (NPP)		DOUG OSE (REP)		Write-in		Total Votes	ROXANNE Qualified Write In		STACY SMITH Qualified Write In		MAJOR WILLIAMS Qualified Write In	
0057509													
Election Day	0	0.00%	0	0.00%	0	0.00%	28	0	0.00%	0	0.00%	0	0.00%
Vote by Mail	1	0.30%	5	1.48%	2	0.59%	337	0	0.00%	0	0.00%	2	0.59%
Canvass	0		0		0		0	0		0		0	
Total	1	0.27%	5	1.37%	2	0.55%	365	0	0.00%	0	0.00%	2	0.55%
0057584													
Election Day	1	3.57%	0	0.00%	0	0.00%	28	0	0.00%	0	0.00%	0	0.00%
Vote by Mail	14	3.48%	2	0.50%	0	0.00%	402	0	0.00%	0	0.00%	0	0.00%
Canvass	0	0.00%	0	0.00%	0	0.00%	2	0	0.00%	0	0.00%	0	0.00%
Total	15	3.47%	2	0.46%	0	0.00%	432	0	0.00%	0	0.00%	0	0.00%
0057660													
Election Day	0	0.00%	0	0.00%	0	0.00%	16	0	0.00%	0	0.00%	0	0.00%
Vote by Mail	1	0.23%	3	0.70%	0	0.00%	428	0	0.00%	0	0.00%	0	0.00%
Canvass	0	0.00%	0	0.00%	0	0.00%	1	0	0.00%	0	0.00%	0	0.00%
Total	1	0.22%	3	0.67%	0	0.00%	445	0	0.00%	0	0.00%	0	0.00%
0057761													
Election Day	0	0.00%	0	0.00%	0	0.00%	18	0	0.00%	0	0.00%	0	0.00%
Vote by Mail	0	0.00%	1	0.40%	0	0.00%	250	0	0.00%	0	0.00%	0	0.00%
Canvass	0	0.00%	0	0.00%	0	0.00%	1	0	0.00%	0	0.00%	0	0.00%
Total	0	0.00%	1	0.37%	0	0.00%	269	0	0.00%	0	0.00%	0	0.00%
0057825													
Election Day	0	0.00%	0	0.00%	0	0.00%	28	0	0.00%	0	0.00%	0	0.00%
Vote by Mail	5	1.46%	3	0.88%	1	0.29%	342	0	0.00%	0	0.00%	1	0.29%
Canvass	0	0.00%	0	0.00%	0	0.00%	4	0	0.00%	0	0.00%	0	0.00%
Total	5	1.34%	3	0.80%	1	0.27%	374	0	0.00%	0	0.00%	1	0.27%
0057862													
Election Day	0	0.00%	0	0.00%	0	0.00%	23	0	0.00%	0	0.00%	0	0.00%
Vote by Mail	5	1.19%	1	0.24%	0	0.00%	421	0	0.00%	0	0.00%	0	0.00%
Canvass	0	0.00%	0	0.00%	0	0.00%	5	0	0.00%	0	0.00%	0	0.00%
Total	5	1.11%	1	0.22%	0	0.00%	449	0	0.00%	0	0.00%	0	0.00%

Precinct	THUY E. HUGENS Qualified Write In		MIKI HABRYN Qualified Write In		VINCE LUNDGREN Qualified Write In		VIVEK B. MOHAN Qualified Write In	
0057509								
Election Day	0	0.00%	0	0.00%	0	0.00%	0	0.00%
Vote by Mail	0	0.00%	0	0.00%	0	0.00%	0	0.00%
Canvass	0		0		0		0	
Total	0	0.00%	0	0.00%	0	0.00%	0	0.00%
0057584								
Election Day	0	0.00%	0	0.00%	0	0.00%	0	0.00%
Vote by Mail	0	0.00%	0	0.00%	0	0.00%	0	0.00%
Canvass	0	0.00%	0	0.00%	0	0.00%	0	0.00%
Total	0	0.00%	0	0.00%	0	0.00%	0	0.00%
0057660								
Election Day	0	0.00%	0	0.00%	0	0.00%	0	0.00%
Vote by Mail	0	0.00%	0	0.00%	0	0.00%	0	0.00%
Canvass	0	0.00%	0	0.00%	0	0.00%	0	0.00%
Total	0	0.00%	0	0.00%	0	0.00%	0	0.00%
0057761								
Election Day	0	0.00%	0	0.00%	0	0.00%	0	0.00%
Vote by Mail	0	0.00%	0	0.00%	0	0.00%	0	0.00%
Canvass	0	0.00%	0	0.00%	0	0.00%	0	0.00%
Total	0	0.00%	0	0.00%	0	0.00%	0	0.00%
0057825								
Election Day	0	0.00%	0	0.00%	0	0.00%	0	0.00%
Vote by Mail	0	0.00%	0	0.00%	0	0.00%	0	0.00%
Canvass	0	0.00%	0	0.00%	0	0.00%	0	0.00%
Total	0	0.00%	0	0.00%	0	0.00%	0	0.00%
0057862								
Election Day	0	0.00%	0	0.00%	0	0.00%	0	0.00%
Vote by Mail	0	0.00%	0	0.00%	0	0.00%	0	0.00%
Canvass	0	0.00%	0	0.00%	0	0.00%	0	0.00%
Total	0	0.00%	0	0.00%	0	0.00%	0	0.00%

Precinct	Times Cast	Registered Voters	Undervotes	Overvotes
0057947				
Election Day	17	1,237	4	0
Vote by Mail	662	1,237	345	4
Canvass	0	1,237	0	0
Total	679	1,237	349	4
0058033				
Election Day	16	1,624	4	0
Vote by Mail	1,046	1,624	557	6
Canvass	7	1,624	4	0
Total	1,069	1,624	565	6
0058231				
Election Day	28	1,420	2	0
Vote by Mail	842	1,420	391	0
Canvass	6	1,420	2	0
Total	876	1,420	395	0
0058346				
Election Day	39	1,681	4	0
Vote by Mail	985	1,681	432	0
Canvass	2	1,681	0	0
Total	1,026	1,681	436	0
0058437				
Election Day	45	1,829	8	0
Vote by Mail	1,033	1,829	441	2
Canvass	9	1,829	1	0
Total	1,087	1,829	450	2
0058460				
Election Day	17	1,312	0	0
Vote by Mail	764	1,312	337	6
Canvass	4	1,312	1	0
Total	785	1,312	338	6

Precinct	DAN KAPELOVITZ (G-P)		KEVIN K. KAUL (NPP)	
0057947				
Election Day	0	0.00%	0	0.00%
Vote by Mail	0	0.00%	0	0.00%
Canvass	0		0	
Total	0	0.00%	0	0.00%
0058033				
Election Day	0	0.00%	0	0.00%
Vote by Mail	4	0.83%	0	0.00%
Canvass	0	0.00%	0	0.00%
Total	4	0.80%	0	0.00%
0058231				
Election Day	0	0.00%	0	0.00%
Vote by Mail	4	0.89%	0	0.00%
Canvass	0	0.00%	0	0.00%
Total	4	0.83%	0	0.00%
0058346				
Election Day	0	0.00%	0	0.00%
Vote by Mail	7	1.27%	0	0.00%
Canvass	0	0.00%	0	0.00%
Total	7	1.19%	0	0.00%
0058437				
Election Day	0	0.00%	0	0.00%
Vote by Mail	1	0.17%	0	0.00%
Canvass	0	0.00%	0	0.00%
Total	1	0.16%	0	0.00%
0058460				
Election Day	0	0.00%	0	0.00%
Vote by Mail	0	0.00%	0	0.00%
Canvass	0	0.00%	0	0.00%
Total	0	0.00%	0	0.00%

Precinct	CHAUNCEY "SLIM" KILLENS (REP)		KEVIN KILEY (REP)		PATRICK KILPATRICK (DEM)		ANTHONY TRIMINO (REP)		JOEL VENTRESCA (DEM)		KEVIN L. FAULCONER (REP)		RHONDA FURIN (REP)	
0057947														
Election Day	0	0.00%	0	0.00%	0	0.00%	0	0.00%	0	0.00%	0	0.00%	0	0.00%
Vote by Mail	0	0.00%	18	5.75%	5	1.60%	1	0.32%	15	4.79%	22	7.03%	0	0.00%
Canvass	0		0		0		0		0		0		0	
Total	0	0.00%	18	5.52%	5	1.53%	1	0.31%	15	4.60%	22	6.75%	0	0.00%
0058033														
Election Day	0	0.00%	1	8.33%	0	0.00%	0	0.00%	0	0.00%	0	0.00%	0	0.00%
Vote by Mail	0	0.00%	18	3.73%	8	1.66%	0	0.00%	7	1.45%	42	8.70%	0	0.00%
Canvass	0	0.00%	0	0.00%	0	0.00%	0	0.00%	0	0.00%	0	0.00%	0	0.00%
Total	0	0.00%	19	3.82%	8	1.61%	0	0.00%	7	1.41%	42	8.43%	0	0.00%
0058231														
Election Day	0	0.00%	5	19.23%	0	0.00%	0	0.00%	0	0.00%	0	0.00%	0	0.00%
Vote by Mail	0	0.00%	32	7.10%	5	1.11%	3	0.67%	2	0.44%	49	10.86%	1	0.22%
Canvass	0	0.00%	0	0.00%	1	25.00%	0	0.00%	0	0.00%	0	0.00%	0	0.00%
Total	0	0.00%	37	7.69%	6	1.25%	3	0.62%	2	0.42%	49	10.19%	1	0.21%
0058346														
Election Day	0	0.00%	3	8.57%	0	0.00%	1	2.86%	1	2.86%	0	0.00%	0	0.00%
Vote by Mail	1	0.18%	30	5.42%	1	0.18%	0	0.00%	12	2.17%	37	6.69%	0	0.00%
Canvass	0	0.00%	0	0.00%	0	0.00%	0	0.00%	0	0.00%	0	0.00%	0	0.00%
Total	1	0.17%	33	5.59%	1	0.17%	1	0.17%	13	2.20%	37	6.27%	0	0.00%
0058437														
Election Day	0	0.00%	0	0.00%	0	0.00%	0	0.00%	0	0.00%	0	0.00%	0	0.00%
Vote by Mail	0	0.00%	48	8.14%	8	1.36%	0	0.00%	11	1.86%	51	8.64%	0	0.00%
Canvass	0	0.00%	2	25.00%	0	0.00%	0	0.00%	0	0.00%	0	0.00%	0	0.00%
Total	0	0.00%	50	7.87%	8	1.26%	0	0.00%	11	1.73%	51	8.03%	0	0.00%
0058460														
Election Day	0	0.00%	3	17.65%	0	0.00%	0	0.00%	0	0.00%	0	0.00%	0	0.00%
Vote by Mail	0	0.00%	32	7.60%	6	1.43%	0	0.00%	9	2.14%	38	9.03%	0	0.00%
Canvass	0	0.00%	0	0.00%	0	0.00%	0	0.00%	0	0.00%	0	0.00%	0	0.00%
Total	0	0.00%	35	7.94%	6	1.36%	0	0.00%	9	2.04%	38	8.62%	0	0.00%

Precinct	ROBERT C. NEWMAN II (REP)		DENNIS RICHTER (NPP)		BRANDON M. ROSS (DEM)		SAM L. GALLUCCI (REP)		TED GAINES (REP)		CAITLYN JENNER (REP)		LEO S. ZACKY (REP)	
0057947														
Election Day	0	0.00%	0	0.00%	1	7.69%	0	0.00%	0	0.00%	0	0.00%	0	0.00%
Vote by Mail	2	0.64%	1	0.32%	31	9.90%	0	0.00%	6	1.92%	2	0.64%	0	0.00%
Canvass	0		0		0		0		0		0		0	
Total	2	0.61%	1	0.31%	32	9.82%	0	0.00%	6	1.84%	2	0.61%	0	0.00%
0058033														
Election Day	0	0.00%	0	0.00%	3	25.00%	0	0.00%	0	0.00%	0	0.00%	0	0.00%
Vote by Mail	0	0.00%	0	0.00%	38	7.87%	1	0.21%	6	1.24%	8	1.66%	0	0.00%
Canvass	0	0.00%	0	0.00%	1	33.33%	0	0.00%	0	0.00%	0	0.00%	0	0.00%
Total	0	0.00%	0	0.00%	42	8.43%	1	0.20%	6	1.20%	8	1.61%	0	0.00%
0058231														
Election Day	0	0.00%	0	0.00%	0	0.00%	0	0.00%	0	0.00%	0	0.00%	0	0.00%
Vote by Mail	0	0.00%	0	0.00%	31	6.87%	0	0.00%	2	0.44%	4	0.89%	0	0.00%
Canvass	0	0.00%	0	0.00%	0	0.00%	0	0.00%	0	0.00%	1	25.00%	0	0.00%
Total	0	0.00%	0	0.00%	31	6.44%	0	0.00%	2	0.42%	5	1.04%	0	0.00%
0058346														
Election Day	0	0.00%	0	0.00%	0	0.00%	0	0.00%	0	0.00%	0	0.00%	0	0.00%
Vote by Mail	2	0.36%	1	0.18%	25	4.52%	2	0.36%	12	2.17%	5	0.90%	0	0.00%
Canvass	0	0.00%	0	0.00%	0	0.00%	0	0.00%	0	0.00%	0	0.00%	0	0.00%
Total	2	0.34%	1	0.17%	25	4.24%	2	0.34%	12	2.03%	5	0.85%	0	0.00%
0058437														
Election Day	1	2.70%	0	0.00%	6	16.22%	0	0.00%	0	0.00%	0	0.00%	0	0.00%
Vote by Mail	4	0.68%	3	0.51%	36	6.10%	1	0.17%	9	1.53%	4	0.68%	0	0.00%
Canvass	0	0.00%	0	0.00%	3	37.50%	0	0.00%	0	0.00%	0	0.00%	0	0.00%
Total	5	0.79%	3	0.47%	45	7.09%	1	0.16%	9	1.42%	4	0.63%	0	0.00%
0058460														
Election Day	0	0.00%	0	0.00%	2	11.76%	0	0.00%	0	0.00%	0	0.00%	0	0.00%
Vote by Mail	0	0.00%	1	0.24%	22	5.23%	1	0.24%	15	3.56%	6	1.43%	0	0.00%
Canvass	0	0.00%	0	0.00%	0	0.00%	0	0.00%	1	33.33%	0	0.00%	0	0.00%
Total	0	0.00%	1	0.23%	24	5.44%	1	0.23%	16	3.63%	6	1.36%	0	0.00%

Precinct	JENNY RAE LE ROUX (REP)		DAVID LOZANO (REP)		STEVE CHAVEZ LODGE (REP)		MICHAEL LOEBBS (NPP)		DENIS LUCEY (NPP)		DIEGO MARTINEZ (REP)		JEREMIAH "JEREMY" MARCINIAK (NPP)	
0057947														
Election Day	1	7.69%	0	0.00%	0	0.00%	0	0.00%	0	0.00%	0	0.00%	0	0.00%
Vote by Mail	1	0.32%	1	0.32%	0	0.00%	2	0.64%	1	0.32%	1	0.32%	0	0.00%
Canvass	0		0		0		0		0		0		0	
Total	2	0.61%	1	0.31%	0	0.00%	2	0.61%	1	0.31%	1	0.31%	0	0.00%
0058033														
Election Day	0	0.00%	0	0.00%	0	0.00%	0	0.00%	0	0.00%	0	0.00%	0	0.00%
Vote by Mail	2	0.41%	2	0.41%	1	0.21%	5	1.04%	0	0.00%	0	0.00%	0	0.00%
Canvass	0	0.00%	0	0.00%	0	0.00%	0	0.00%	0	0.00%	0	0.00%	0	0.00%
Total	2	0.40%	2	0.40%	1	0.20%	5	1.00%	0	0.00%	0	0.00%	0	0.00%
0058231														
Election Day	0	0.00%	0	0.00%	0	0.00%	0	0.00%	0	0.00%	0	0.00%	0	0.00%
Vote by Mail	1	0.22%	2	0.44%	0	0.00%	1	0.22%	0	0.00%	0	0.00%	0	0.00%
Canvass	0	0.00%	0	0.00%	0	0.00%	0	0.00%	0	0.00%	0	0.00%	0	0.00%
Total	1	0.21%	2	0.42%	0	0.00%	1	0.21%	0	0.00%	0	0.00%	0	0.00%
0058346														
Election Day	0	0.00%	0	0.00%	0	0.00%	0	0.00%	0	0.00%	0	0.00%	0	0.00%
Vote by Mail	0	0.00%	4	0.72%	1	0.18%	3	0.54%	1	0.18%	0	0.00%	0	0.00%
Canvass	0	0.00%	0	0.00%	0	0.00%	0	0.00%	0	0.00%	0	0.00%	0	0.00%
Total	0	0.00%	4	0.68%	1	0.17%	3	0.51%	1	0.17%	0	0.00%	0	0.00%
0058437														
Election Day	0	0.00%	0	0.00%	0	0.00%	0	0.00%	0	0.00%	0	0.00%	0	0.00%
Vote by Mail	0	0.00%	2	0.34%	1	0.17%	1	0.17%	0	0.00%	0	0.00%	0	0.00%
Canvass	0	0.00%	0	0.00%	0	0.00%	0	0.00%	0	0.00%	0	0.00%	0	0.00%
Total	0	0.00%	2	0.31%	1	0.16%	1	0.16%	0	0.00%	0	0.00%	0	0.00%
0058460														
Election Day	0	0.00%	0	0.00%	0	0.00%	0	0.00%	0	0.00%	0	0.00%	0	0.00%
Vote by Mail	1	0.24%	0	0.00%	1	0.24%	2	0.48%	1	0.24%	0	0.00%	0	0.00%
Canvass	0	0.00%	0	0.00%	0	0.00%	0	0.00%	0	0.00%	0	0.00%	0	0.00%
Total	1	0.23%	0	0.00%	1	0.23%	2	0.45%	1	0.23%	0	0.00%	0	0.00%

Precinct	DANIEL MERCURI (REP)		JACQUELINE MCGOWAN (DEM)		DAVID MOORE (NPP)		DAVID ALEXANDER BRAMANTE (REP)		HOLLY L. BAADE (DEM)		ANGELYNE (NPP)		JAMES G. HANINK (NPP)	
0057947														
Election Day	0	0.00%	1	7.69%	0	0.00%	0	0.00%	0	0.00%	0	0.00%	0	0.00%
Vote by Mail	0	0.00%	8	2.56%	0	0.00%	0	0.00%	2	0.64%	3	0.96%	0	0.00%
Canvass	0		0		0		0		0		0		0	
Total	0	0.00%	9	2.76%	0	0.00%	0	0.00%	2	0.61%	3	0.92%	0	0.00%
0058033														
Election Day	0	0.00%	0	0.00%	0	0.00%	0	0.00%	1	8.33%	0	0.00%	0	0.00%
Vote by Mail	0	0.00%	12	2.48%	2	0.41%	2	0.41%	5	1.04%	0	0.00%	1	0.21%
Canvass	0	0.00%	0	0.00%	0	0.00%	0	0.00%	0	0.00%	0	0.00%	0	0.00%
Total	0	0.00%	12	2.41%	2	0.40%	2	0.40%	6	1.20%	0	0.00%	1	0.20%
0058231														
Election Day	0	0.00%	0	0.00%	0	0.00%	0	0.00%	2	7.69%	0	0.00%	0	0.00%
Vote by Mail	1	0.22%	13	2.88%	1	0.22%	0	0.00%	6	1.33%	3	0.67%	0	0.00%
Canvass	0	0.00%	0	0.00%	0	0.00%	0	0.00%	0	0.00%	0	0.00%	0	0.00%
Total	1	0.21%	13	2.70%	1	0.21%	0	0.00%	8	1.66%	3	0.62%	0	0.00%
0058346														
Election Day	0	0.00%	0	0.00%	0	0.00%	0	0.00%	0	0.00%	0	0.00%	0	0.00%
Vote by Mail	0	0.00%	17	3.07%	1	0.18%	0	0.00%	6	1.08%	0	0.00%	1	0.18%
Canvass	0	0.00%	0	0.00%	0	0.00%	0	0.00%	0	0.00%	0	0.00%	0	0.00%
Total	0	0.00%	17	2.88%	1	0.17%	0	0.00%	6	1.02%	0	0.00%	1	0.17%
0058437														
Election Day	0	0.00%	0	0.00%	0	0.00%	0	0.00%	0	0.00%	0	0.00%	0	0.00%
Vote by Mail	1	0.17%	24	4.07%	1	0.17%	0	0.00%	3	0.51%	1	0.17%	1	0.17%
Canvass	0	0.00%	0	0.00%	0	0.00%	0	0.00%	0	0.00%	0	0.00%	0	0.00%
Total	1	0.16%	24	3.78%	1	0.16%	0	0.00%	3	0.47%	1	0.16%	1	0.16%
0058460														
Election Day	0	0.00%	0	0.00%	0	0.00%	0	0.00%	0	0.00%	0	0.00%	0	0.00%
Vote by Mail	0	0.00%	6	1.43%	0	0.00%	0	0.00%	14	3.33%	0	0.00%	0	0.00%
Canvass	0	0.00%	0	0.00%	0	0.00%	0	0.00%	0	0.00%	0	0.00%	0	0.00%
Total	0	0.00%	6	1.36%	0	0.00%	0	0.00%	14	3.17%	0	0.00%	0	0.00%

Precinct	DAVID HILLBERG (REP)		JEFF HEWITT (LIB)		JOHN R. DRAKE (DEM)		LARRY A. ELDER (REP)		KEVIN PAFFRATH (DEM)		ADAM PAPAGAN (NPP)		ARMANDO "MANDO" PEREZ- SERRATO (DEM)	
0057947														
Election Day	0	0.00%	0	0.00%	0	0.00%	5	38.46%	1	7.69%	0	0.00%	2	15.38%
Vote by Mail	0	0.00%	2	0.64%	4	1.28%	115	36.74%	32	10.22%	0	0.00%	2	0.64%
Canvass	0		0		0		0		0		0		0	
Total	0	0.00%	2	0.61%	4	1.23%	120	36.81%	33	10.12%	0	0.00%	4	1.23%
0058033														
Election Day	0	0.00%	0	0.00%	0	0.00%	5	41.67%	1	8.33%	0	0.00%	0	0.00%
Vote by Mail	0	0.00%	1	0.21%	5	1.04%	191	39.54%	51	10.56%	1	0.21%	2	0.41%
Canvass	0	0.00%	0	0.00%	0	0.00%	0	0.00%	0	0.00%	0	0.00%	1	33.33%
Total	0	0.00%	1	0.20%	5	1.00%	196	39.36%	52	10.44%	1	0.20%	3	0.60%
0058231														
Election Day	0	0.00%	0	0.00%	0	0.00%	16	61.54%	0	0.00%	0	0.00%	0	0.00%
Vote by Mail	0	0.00%	6	1.33%	4	0.89%	190	42.13%	34	7.54%	0	0.00%	4	0.89%
Canvass	0	0.00%	0	0.00%	0	0.00%	2	50.00%	0	0.00%	0	0.00%	0	0.00%
Total	0	0.00%	6	1.25%	4	0.83%	208	43.24%	34	7.07%	0	0.00%	4	0.83%
0058346														
Election Day	0	0.00%	0	0.00%	0	0.00%	25	71.43%	1	2.86%	0	0.00%	0	0.00%
Vote by Mail	0	0.00%	1	0.18%	2	0.36%	270	48.82%	50	9.04%	0	0.00%	4	0.72%
Canvass	0	0.00%	0	0.00%	0	0.00%	2	100.00%	0	0.00%	0	0.00%	0	0.00%
Total	0	0.00%	1	0.17%	2	0.34%	297	50.34%	51	8.64%	0	0.00%	4	0.68%
0058437														
Election Day	0	0.00%	0	0.00%	0	0.00%	25	67.57%	3	8.11%	0	0.00%	1	2.70%
Vote by Mail	1	0.17%	0	0.00%	4	0.68%	250	42.37%	65	11.02%	0	0.00%	6	1.02%
Canvass	0	0.00%	1	12.50%	1	12.50%	1	12.50%	0	0.00%	0	0.00%	0	0.00%
Total	1	0.16%	1	0.16%	5	0.79%	276	43.46%	68	10.71%	0	0.00%	7	1.10%
0058460														
Election Day	0	0.00%	0	0.00%	0	0.00%	12	70.59%	0	0.00%	0	0.00%	0	0.00%
Vote by Mail	0	0.00%	4	0.95%	1	0.24%	188	44.66%	38	9.03%	0	0.00%	1	0.24%
Canvass	0	0.00%	0	0.00%	0	0.00%	2	66.67%	0	0.00%	0	0.00%	0	0.00%
Total	0	0.00%	4	0.91%	1	0.23%	202	45.80%	38	8.62%	0	0.00%	1	0.23%

Precinct	JOHN COX (REP)		HEATHER COLLINS (G-P)		DANIEL WATTS (DEM)		NICKOLAS WILDSTAR (REP)		SARAH STEPHENS (REP)		DENVER STONER (REP)		JOE M. SYMMON (REP)	
0057947														
Election Day	2	15.38%	0	0.00%	0	0.00%	0	0.00%	0	0.00%	0	0.00%	0	0.00%
Vote by Mail	13	4.15%	2	0.64%	12	3.83%	0	0.00%	1	0.32%	0	0.00%	0	0.00%
Canvass	0		0		0		0		0		0		0	
Total	15	4.60%	2	0.61%	12	3.68%	0	0.00%	1	0.31%	0	0.00%	0	0.00%
0058033														
Election Day	1	8.33%	0	0.00%	0	0.00%	0	0.00%	0	0.00%	0	0.00%	0	0.00%
Vote by Mail	30	6.21%	0	0.00%	27	5.59%	1	0.21%	0	0.00%	2	0.41%	0	0.00%
Canvass	1	33.33%	0	0.00%	0	0.00%	0	0.00%	0	0.00%	0	0.00%	0	0.00%
Total	32	6.43%	0	0.00%	27	5.42%	1	0.20%	0	0.00%	2	0.40%	0	0.00%
0058231														
Election Day	3	11.54%	0	0.00%	0	0.00%	0	0.00%	0	0.00%	0	0.00%	0	0.00%
Vote by Mail	23	5.10%	0	0.00%	12	2.66%	0	0.00%	0	0.00%	1	0.22%	0	0.00%
Canvass	0	0.00%	0	0.00%	0	0.00%	0	0.00%	0	0.00%	0	0.00%	0	0.00%
Total	26	5.41%	0	0.00%	12	2.49%	0	0.00%	0	0.00%	1	0.21%	0	0.00%
0058346														
Election Day	1	2.86%	0	0.00%	1	2.86%	0	0.00%	0	0.00%	0	0.00%	0	0.00%
Vote by Mail	20	3.62%	1	0.18%	18	3.25%	0	0.00%	0	0.00%	2	0.36%	0	0.00%
Canvass	0	0.00%	0	0.00%	0	0.00%	0	0.00%	0	0.00%	0	0.00%	0	0.00%
Total	21	3.56%	1	0.17%	19	3.22%	0	0.00%	0	0.00%	2	0.34%	0	0.00%
0058437														
Election Day	0	0.00%	0	0.00%	0	0.00%	0	0.00%	0	0.00%	0	0.00%	0	0.00%
Vote by Mail	22	3.73%	3	0.51%	19	3.22%	0	0.00%	1	0.17%	3	0.51%	0	0.00%
Canvass	0	0.00%	0	0.00%	0	0.00%	0	0.00%	0	0.00%	0	0.00%	0	0.00%
Total	22	3.46%	3	0.47%	19	2.99%	0	0.00%	1	0.16%	3	0.47%	0	0.00%
0058460														
Election Day	0	0.00%	0	0.00%	0	0.00%	0	0.00%	0	0.00%	0	0.00%	0	0.00%
Vote by Mail	24	5.70%	1	0.24%	3	0.71%	0	0.00%	0	0.00%	3	0.71%	0	0.00%
Canvass	0	0.00%	0	0.00%	0	0.00%	0	0.00%	0	0.00%	0	0.00%	0	0.00%
Total	24	5.44%	1	0.23%	3	0.68%	0	0.00%	0	0.00%	3	0.68%	0	0.00%

Precinct	MAJOR SINGH (NPP)		DOUG OSE (REP)		Write-in		Total Votes	ROXANNE Qualified Write In		STACY SMITH Qualified Write In		MAJOR WILLIAMS Qualified Write In	
0057947													
Election Day	0	0.00%	0	0.00%	0	0.00%	13	0	0.00%	0	0.00%	0	0.00%
Vote by Mail	4	1.28%	4	1.28%	0	0.00%	313	0	0.00%	0	0.00%	0	0.00%
Canvass	0		0		0		0	0		0		0	
Total	4	1.23%	4	1.23%	0	0.00%	326	0	0.00%	0	0.00%	0	0.00%
0058033													
Election Day	0	0.00%	0	0.00%	0	0.00%	12	0	0.00%	0	0.00%	0	0.00%
Vote by Mail	4	0.83%	4	0.83%	0	0.00%	483	0	0.00%	0	0.00%	0	0.00%
Canvass	0	0.00%	0	0.00%	0	0.00%	3	0	0.00%	0	0.00%	0	0.00%
Total	4	0.80%	4	0.80%	0	0.00%	498	0	0.00%	0	0.00%	0	0.00%
0058231													
Election Day	0	0.00%	0	0.00%	0	0.00%	26	0	0.00%	0	0.00%	0	0.00%
Vote by Mail	13	2.88%	2	0.44%	1	0.22%	451	0	0.00%	0	0.00%	1	0.22%
Canvass	0	0.00%	0	0.00%	0	0.00%	4	0	0.00%	0	0.00%	0	0.00%
Total	13	2.70%	2	0.42%	1	0.21%	481	0	0.00%	0	0.00%	1	0.21%
0058346													
Election Day	2	5.71%	0	0.00%	0	0.00%	35	0	0.00%	0	0.00%	0	0.00%
Vote by Mail	2	0.36%	14	2.53%	0	0.00%	553	0	0.00%	0	0.00%	0	0.00%
Canvass	0	0.00%	0	0.00%	0	0.00%	2	0	0.00%	0	0.00%	0	0.00%
Total	4	0.68%	14	2.37%	0	0.00%	590	0	0.00%	0	0.00%	0	0.00%
0058437													
Election Day	0	0.00%	0	0.00%	1	2.70%	37	0	0.00%	0	0.00%	1	2.70%
Vote by Mail	2	0.34%	2	0.34%	1	0.17%	590	0	0.00%	0	0.00%	1	0.17%
Canvass	0	0.00%	0	0.00%	0	0.00%	8	0	0.00%	0	0.00%	0	0.00%
Total	2	0.31%	2	0.31%	2	0.31%	635	0	0.00%	0	0.00%	2	0.31%
0058460													
Election Day	0	0.00%	0	0.00%	0	0.00%	17	0	0.00%	0	0.00%	0	0.00%
Vote by Mail	2	0.48%	1	0.24%	0	0.00%	421	0	0.00%	0	0.00%	0	0.00%
Canvass	0	0.00%	0	0.00%	0	0.00%	3	0	0.00%	0	0.00%	0	0.00%
Total	2	0.45%	1	0.23%	0	0.00%	441	0	0.00%	0	0.00%	0	0.00%

Precinct	THUY E. HUGENS Qualified Write In		MIKI HABRYN Qualified Write In		VINCE LUNDGREN Qualified Write In		VIVEK B. MOHAN Qualified Write In	
0057947								
Election Day	0	0.00%	0	0.00%	0	0.00%	0	0.00%
Vote by Mail	0	0.00%	0	0.00%	0	0.00%	0	0.00%
Canvass	0		0		0		0	
Total	0	0.00%	0	0.00%	0	0.00%	0	0.00%
0058033								
Election Day	0	0.00%	0	0.00%	0	0.00%	0	0.00%
Vote by Mail	0	0.00%	0	0.00%	0	0.00%	0	0.00%
Canvass	0	0.00%	0	0.00%	0	0.00%	0	0.00%
Total	0	0.00%	0	0.00%	0	0.00%	0	0.00%
0058231								
Election Day	0	0.00%	0	0.00%	0	0.00%	0	0.00%
Vote by Mail	0	0.00%	0	0.00%	0	0.00%	0	0.00%
Canvass	0	0.00%	0	0.00%	0	0.00%	0	0.00%
Total	0	0.00%	0	0.00%	0	0.00%	0	0.00%
0058346								
Election Day	0	0.00%	0	0.00%	0	0.00%	0	0.00%
Vote by Mail	0	0.00%	0	0.00%	0	0.00%	0	0.00%
Canvass	0	0.00%	0	0.00%	0	0.00%	0	0.00%
Total	0	0.00%	0	0.00%	0	0.00%	0	0.00%
0058437								
Election Day	0	0.00%	0	0.00%	0	0.00%	0	0.00%
Vote by Mail	0	0.00%	0	0.00%	0	0.00%	0	0.00%
Canvass	0	0.00%	0	0.00%	0	0.00%	0	0.00%
Total	0	0.00%	0	0.00%	0	0.00%	0	0.00%
0058460								
Election Day	0	0.00%	0	0.00%	0	0.00%	0	0.00%
Vote by Mail	0	0.00%	0	0.00%	0	0.00%	0	0.00%
Canvass	0	0.00%	0	0.00%	0	0.00%	0	0.00%
Total	0	0.00%	0	0.00%	0	0.00%	0	0.00%

Precinct	Times Cast	Registered Voters	Undervotes	Overvotes
0058782				
Election Day	24	1,405	8	0
Vote by Mail	754	1,405	363	4
Canvass	2	1,405	1	0
Total	780	1,405	372	4
0058828				
Election Day	33	1,724	5	0
Vote by Mail	871	1,724	495	1
Canvass	6	1,724	2	0
Total	910	1,724	502	1
0058925				
Election Day	17	1,280	0	0
Vote by Mail	695	1,280	348	1
Canvass	3	1,280	1	0
Total	715	1,280	349	1
0059352				
Election Day	34	1,399	7	0
Vote by Mail	839	1,399	362	4
Canvass	3	1,399	1	0
Total	876	1,399	370	4
0059398				
Election Day	32	1,343	3	0
Vote by Mail	788	1,343	345	5
Canvass	0	1,343	0	0
Total	820	1,343	348	5
0059519				
Election Day	11	1,321	1	0
Vote by Mail	881	1,321	380	1
Canvass	4	1,321	1	0
Total	896	1,321	382	1

Precinct	DAN KAPELOVITZ (G-P)		KEVIN K. KAUL (NPP)	
0058782				
Election Day	0	0.00%	0	0.00%
Vote by Mail	3	0.78%	0	0.00%
Canvass	0	0.00%	0	0.00%
Total	3	0.74%	0	0.00%
0058828				
Election Day	0	0.00%	0	0.00%
Vote by Mail	4	1.07%	0	0.00%
Canvass	0	0.00%	0	0.00%
Total	4	0.98%	0	0.00%
0058925				
Election Day	0	0.00%	0	0.00%
Vote by Mail	0	0.00%	0	0.00%
Canvass	0	0.00%	0	0.00%
Total	0	0.00%	0	0.00%
0059352				
Election Day	0	0.00%	0	0.00%
Vote by Mail	0	0.00%	0	0.00%
Canvass	0	0.00%	0	0.00%
Total	0	0.00%	0	0.00%
0059398				
Election Day	0	0.00%	0	0.00%
Vote by Mail	2	0.46%	4	0.91%
Canvass	0		0	
Total	2	0.43%	4	0.86%
0059519				
Election Day	0	0.00%	0	0.00%
Vote by Mail	3	0.60%	0	0.00%
Canvass	1	33.33%	0	0.00%
Total	4	0.78%	0	0.00%

Precinct	CHAUNCEY "SLIM" KILLENS (REP)		KEVIN KILEY (REP)		PATRICK KILPATRICK (DEM)		ANTHONY TRIMINO (REP)		JOEL VENTRESCA (DEM)		KEVIN L. FAULCONER (REP)		RHONDA FURIN (REP)	
0058782														
Election Day	0	0.00%	0	0.00%	0	0.00%	0	0.00%	0	0.00%	0	0.00%	0	0.00%
Vote by Mail	0	0.00%	22	5.68%	2	0.52%	0	0.00%	11	2.84%	25	6.46%	0	0.00%
Canvass	0	0.00%	0	0.00%	0	0.00%	0	0.00%	0	0.00%	0	0.00%	0	0.00%
Total	0	0.00%	22	5.45%	2	0.50%	0	0.00%	11	2.72%	25	6.19%	0	0.00%
0058828														
Election Day	0	0.00%	3	10.71%	0	0.00%	0	0.00%	0	0.00%	0	0.00%	0	0.00%
Vote by Mail	0	0.00%	20	5.33%	1	0.27%	0	0.00%	8	2.13%	35	9.33%	0	0.00%
Canvass	0	0.00%	0	0.00%	0	0.00%	0	0.00%	0	0.00%	0	0.00%	0	0.00%
Total	0	0.00%	23	5.65%	1	0.25%	0	0.00%	8	1.97%	35	8.60%	0	0.00%
0058925														
Election Day	0	0.00%	0	0.00%	0	0.00%	0	0.00%	0	0.00%	1	5.88%	0	0.00%
Vote by Mail	0	0.00%	17	4.91%	1	0.29%	1	0.29%	9	2.60%	29	8.38%	1	0.29%
Canvass	0	0.00%	0	0.00%	0	0.00%	0	0.00%	0	0.00%	0	0.00%	0	0.00%
Total	0	0.00%	17	4.66%	1	0.27%	1	0.27%	9	2.47%	30	8.22%	1	0.27%
0059352														
Election Day	0	0.00%	2	7.41%	0	0.00%	1	3.70%	0	0.00%	0	0.00%	0	0.00%
Vote by Mail	1	0.21%	22	4.65%	0	0.00%	0	0.00%	7	1.48%	45	9.51%	0	0.00%
Canvass	0	0.00%	0	0.00%	0	0.00%	0	0.00%	0	0.00%	0	0.00%	0	0.00%
Total	1	0.20%	24	4.78%	0	0.00%	1	0.20%	7	1.39%	45	8.96%	0	0.00%
0059398														
Election Day	0	0.00%	4	13.79%	0	0.00%	1	3.45%	0	0.00%	0	0.00%	0	0.00%
Vote by Mail	0	0.00%	26	5.94%	2	0.46%	6	1.37%	16	3.65%	34	7.76%	0	0.00%
Canvass	0		0		0		0		0		0		0	
Total	0	0.00%	30	6.42%	2	0.43%	7	1.50%	16	3.43%	34	7.28%	0	0.00%
0059519														
Election Day	0	0.00%	1	10.00%	0	0.00%	0	0.00%	0	0.00%	1	10.00%	0	0.00%
Vote by Mail	0	0.00%	24	4.80%	0	0.00%	0	0.00%	14	2.80%	52	10.40%	1	0.20%
Canvass	0	0.00%	0	0.00%	0	0.00%	0	0.00%	0	0.00%	0	0.00%	0	0.00%
Total	0	0.00%	25	4.87%	0	0.00%	0	0.00%	14	2.73%	53	10.33%	1	0.19%

Precinct	ROBERT C. NEWMAN II (REP)		DENNIS RICHTER (NPP)		BRANDON M. ROSS (DEM)		SAM L. GALLUCCI (REP)		TED GAINES (REP)		CAITLYN JENNER (REP)		LEO S. ZACKY (REP)	
0058782														
Election Day	0	0.00%	0	0.00%	0	0.00%	0	0.00%	0	0.00%	0	0.00%	0	0.00%
Vote by Mail	1	0.26%	0	0.00%	19	4.91%	1	0.26%	7	1.81%	4	1.03%	0	0.00%
Canvass	0	0.00%	0	0.00%	0	0.00%	0	0.00%	0	0.00%	0	0.00%	0	0.00%
Total	1	0.25%	0	0.00%	19	4.70%	1	0.25%	7	1.73%	4	0.99%	0	0.00%
0058828														
Election Day	0	0.00%	0	0.00%	3	10.71%	0	0.00%	0	0.00%	1	3.57%	0	0.00%
Vote by Mail	1	0.27%	3	0.80%	27	7.20%	0	0.00%	5	1.33%	5	1.33%	0	0.00%
Canvass	0	0.00%	0	0.00%	0	0.00%	0	0.00%	0	0.00%	0	0.00%	0	0.00%
Total	1	0.25%	3	0.74%	30	7.37%	0	0.00%	5	1.23%	6	1.47%	0	0.00%
0058925														
Election Day	0	0.00%	0	0.00%	0	0.00%	0	0.00%	0	0.00%	0	0.00%	0	0.00%
Vote by Mail	1	0.29%	0	0.00%	19	5.49%	0	0.00%	4	1.16%	3	0.87%	0	0.00%
Canvass	0	0.00%	0	0.00%	0	0.00%	0	0.00%	0	0.00%	0	0.00%	0	0.00%
Total	1	0.27%	0	0.00%	19	5.21%	0	0.00%	4	1.10%	3	0.82%	0	0.00%
0059352														
Election Day	0	0.00%	0	0.00%	0	0.00%	0	0.00%	0	0.00%	0	0.00%	0	0.00%
Vote by Mail	1	0.21%	0	0.00%	31	6.55%	0	0.00%	10	2.11%	7	1.48%	0	0.00%
Canvass	0	0.00%	0	0.00%	0	0.00%	0	0.00%	0	0.00%	0	0.00%	0	0.00%
Total	1	0.20%	0	0.00%	31	6.18%	0	0.00%	10	1.99%	7	1.39%	0	0.00%
0059398														
Election Day	0	0.00%	0	0.00%	1	3.45%	0	0.00%	0	0.00%	0	0.00%	0	0.00%
Vote by Mail	0	0.00%	0	0.00%	20	4.57%	0	0.00%	8	1.83%	6	1.37%	0	0.00%
Canvass	0		0		0		0		0		0		0	
Total	0	0.00%	0	0.00%	21	4.50%	0	0.00%	8	1.71%	6	1.28%	0	0.00%
0059519														
Election Day	0	0.00%	0	0.00%	1	10.00%	0	0.00%	0	0.00%	0	0.00%	0	0.00%
Vote by Mail	1	0.20%	0	0.00%	30	6.00%	0	0.00%	8	1.60%	5	1.00%	0	0.00%
Canvass	0	0.00%	0	0.00%	1	33.33%	0	0.00%	0	0.00%	0	0.00%	0	0.00%
Total	1	0.19%	0	0.00%	32	6.24%	0	0.00%	8	1.56%	5	0.97%	0	0.00%

Precinct	JENNY RAE LE ROUX (REP)		DAVID LOZANO (REP)		STEVE CHAVEZ LODGE (REP)		MICHAEL LOEBBS (NPP)		DENIS LUCEY (NPP)		DIEGO MARTINEZ (REP)		JEREMIAH "JEREMY" MARCINIAK (NPP)	
0058782														
Election Day	0	0.00%	0	0.00%	0	0.00%	0	0.00%	0	0.00%	0	0.00%	0	0.00%
Vote by Mail	0	0.00%	2	0.52%	0	0.00%	0	0.00%	0	0.00%	1	0.26%	0	0.00%
Canvass	0	0.00%	0	0.00%	0	0.00%	0	0.00%	0	0.00%	0	0.00%	0	0.00%
Total	0	0.00%	2	0.50%	0	0.00%	0	0.00%	0	0.00%	1	0.25%	0	0.00%
0058828														
Election Day	0	0.00%	0	0.00%	0	0.00%	0	0.00%	0	0.00%	0	0.00%	0	0.00%
Vote by Mail	0	0.00%	0	0.00%	2	0.53%	1	0.27%	2	0.53%	0	0.00%	0	0.00%
Canvass	0	0.00%	0	0.00%	0	0.00%	0	0.00%	0	0.00%	0	0.00%	0	0.00%
Total	0	0.00%	0	0.00%	2	0.49%	1	0.25%	2	0.49%	0	0.00%	0	0.00%
0058925														
Election Day	0	0.00%	0	0.00%	0	0.00%	0	0.00%	0	0.00%	0	0.00%	0	0.00%
Vote by Mail	0	0.00%	1	0.29%	0	0.00%	5	1.45%	0	0.00%	0	0.00%	0	0.00%
Canvass	0	0.00%	0	0.00%	0	0.00%	0	0.00%	0	0.00%	0	0.00%	0	0.00%
Total	0	0.00%	1	0.27%	0	0.00%	5	1.37%	0	0.00%	0	0.00%	0	0.00%
0059352														
Election Day	0	0.00%	0	0.00%	0	0.00%	0	0.00%	0	0.00%	0	0.00%	0	0.00%
Vote by Mail	2	0.42%	0	0.00%	1	0.21%	1	0.21%	0	0.00%	0	0.00%	0	0.00%
Canvass	0	0.00%	0	0.00%	0	0.00%	0	0.00%	0	0.00%	0	0.00%	0	0.00%
Total	2	0.40%	0	0.00%	1	0.20%	1	0.20%	0	0.00%	0	0.00%	0	0.00%
0059398														
Election Day	0	0.00%	0	0.00%	0	0.00%	0	0.00%	0	0.00%	0	0.00%	0	0.00%
Vote by Mail	2	0.46%	0	0.00%	0	0.00%	0	0.00%	0	0.00%	0	0.00%	1	0.23%
Canvass	0		0		0		0		0		0		0	
Total	2	0.43%	0	0.00%	0	0.00%	0	0.00%	0	0.00%	0	0.00%	1	0.21%
0059519														
Election Day	0	0.00%	0	0.00%	0	0.00%	0	0.00%	0	0.00%	0	0.00%	0	0.00%
Vote by Mail	0	0.00%	2	0.40%	0	0.00%	0	0.00%	0	0.00%	2	0.40%	0	0.00%
Canvass	0	0.00%	0	0.00%	0	0.00%	0	0.00%	0	0.00%	0	0.00%	0	0.00%
Total	0	0.00%	2	0.39%	0	0.00%	0	0.00%	0	0.00%	2	0.39%	0	0.00%

Precinct	DANIEL MERCURI (REP)		JACQUELINE MCGOWAN (DEM)		DAVID MOORE (NPP)		DAVID ALEXANDER BRAMANTE (REP)		HOLLY L. BAADE (DEM)		ANGELYNE (NPP)		JAMES G. HANINK (NPP)	
0058782														
Election Day	1	6.25%	0	0.00%	0	0.00%	0	0.00%	0	0.00%	0	0.00%	0	0.00%
Vote by Mail	0	0.00%	5	1.29%	2	0.52%	0	0.00%	6	1.55%	1	0.26%	0	0.00%
Canvass	0	0.00%	0	0.00%	0	0.00%	0	0.00%	0	0.00%	0	0.00%	0	0.00%
Total	1	0.25%	5	1.24%	2	0.50%	0	0.00%	6	1.49%	1	0.25%	0	0.00%
0058828														
Election Day	0	0.00%	0	0.00%	0	0.00%	0	0.00%	0	0.00%	0	0.00%	0	0.00%
Vote by Mail	1	0.27%	15	4.00%	1	0.27%	0	0.00%	5	1.33%	0	0.00%	1	0.27%
Canvass	0	0.00%	1	25.00%	0	0.00%	0	0.00%	0	0.00%	0	0.00%	0	0.00%
Total	1	0.25%	16	3.93%	1	0.25%	0	0.00%	5	1.23%	0	0.00%	1	0.25%
0058925														
Election Day	0	0.00%	0	0.00%	0	0.00%	0	0.00%	0	0.00%	0	0.00%	0	0.00%
Vote by Mail	0	0.00%	7	2.02%	0	0.00%	0	0.00%	3	0.87%	0	0.00%	0	0.00%
Canvass	0	0.00%	1	50.00%	0	0.00%	0	0.00%	0	0.00%	0	0.00%	0	0.00%
Total	0	0.00%	8	2.19%	0	0.00%	0	0.00%	3	0.82%	0	0.00%	0	0.00%
0059352														
Election Day	0	0.00%	0	0.00%	0	0.00%	0	0.00%	0	0.00%	0	0.00%	0	0.00%
Vote by Mail	0	0.00%	8	1.69%	3	0.63%	2	0.42%	4	0.85%	0	0.00%	0	0.00%
Canvass	0	0.00%	0	0.00%	0	0.00%	0	0.00%	0	0.00%	0	0.00%	0	0.00%
Total	0	0.00%	8	1.59%	3	0.60%	2	0.40%	4	0.80%	0	0.00%	0	0.00%
0059398														
Election Day	0	0.00%	0	0.00%	0	0.00%	0	0.00%	1	3.45%	0	0.00%	0	0.00%
Vote by Mail	0	0.00%	8	1.83%	0	0.00%	0	0.00%	3	0.68%	0	0.00%	0	0.00%
Canvass	0		0		0		0		0		0		0	
Total	0	0.00%	8	1.71%	0	0.00%	0	0.00%	4	0.86%	0	0.00%	0	0.00%
0059519														
Election Day	0	0.00%	0	0.00%	0	0.00%	0	0.00%	0	0.00%	0	0.00%	0	0.00%
Vote by Mail	0	0.00%	9	1.80%	3	0.60%	0	0.00%	4	0.80%	0	0.00%	0	0.00%
Canvass	0	0.00%	0	0.00%	0	0.00%	0	0.00%	0	0.00%	0	0.00%	0	0.00%
Total	0	0.00%	9	1.75%	3	0.58%	0	0.00%	4	0.78%	0	0.00%	0	0.00%

Precinct	DAVID HILLBERG (REP)		JEFF HEWITT (LIB)		JOHN R. DRAKE (DEM)		LARRY A. ELDER (REP)		KEVIN PAFFRATH (DEM)		ADAM PAPAGAN (NPP)		ARMANDO "MANDO" PEREZ- SERRATO (DEM)	
0058782														
Election Day	0	0.00%	0	0.00%	0	0.00%	14	87.50%	0	0.00%	0	0.00%	0	0.00%
Vote by Mail	0	0.00%	1	0.26%	4	1.03%	184	47.55%	32	8.27%	1	0.26%	3	0.78%
Canvass	0	0.00%	0	0.00%	0	0.00%	1	100.00%	0	0.00%	0	0.00%	0	0.00%
Total	0	0.00%	1	0.25%	4	0.99%	199	49.26%	32	7.92%	1	0.25%	3	0.74%
0058828														
Election Day	0	0.00%	0	0.00%	0	0.00%	20	71.43%	0	0.00%	0	0.00%	0	0.00%
Vote by Mail	0	0.00%	2	0.53%	5	1.33%	147	39.20%	40	10.67%	1	0.27%	1	0.27%
Canvass	0	0.00%	0	0.00%	0	0.00%	2	50.00%	1	25.00%	0	0.00%	0	0.00%
Total	0	0.00%	2	0.49%	5	1.23%	169	41.52%	41	10.07%	1	0.25%	1	0.25%
0058925														
Election Day	0	0.00%	0	0.00%	0	0.00%	14	82.35%	1	5.88%	0	0.00%	0	0.00%
Vote by Mail	1	0.29%	3	0.87%	4	1.16%	162	46.82%	39	11.27%	0	0.00%	6	1.73%
Canvass	0	0.00%	0	0.00%	0	0.00%	0	0.00%	0	0.00%	0	0.00%	0	0.00%
Total	1	0.27%	3	0.82%	4	1.10%	176	48.22%	40	10.96%	0	0.00%	6	1.64%
0059352														
Election Day	0	0.00%	0	0.00%	0	0.00%	23	85.19%	1	3.70%	0	0.00%	0	0.00%
Vote by Mail	1	0.21%	5	1.06%	2	0.42%	230	48.63%	40	8.46%	0	0.00%	0	0.00%
Canvass	0	0.00%	0	0.00%	0	0.00%	2	100.00%	0	0.00%	0	0.00%	0	0.00%
Total	1	0.20%	5	1.00%	2	0.40%	255	50.80%	41	8.17%	0	0.00%	0	0.00%
0059398														
Election Day	0	0.00%	0	0.00%	0	0.00%	19	65.52%	0	0.00%	0	0.00%	0	0.00%
Vote by Mail	0	0.00%	0	0.00%	2	0.46%	214	48.86%	44	10.05%	1	0.23%	2	0.46%
Canvass	0		0		0		0		0		0		0	
Total	0	0.00%	0	0.00%	2	0.43%	233	49.89%	44	9.42%	1	0.21%	2	0.43%
0059519														
Election Day	0	0.00%	0	0.00%	0	0.00%	6	60.00%	1	10.00%	0	0.00%	0	0.00%
Vote by Mail	0	0.00%	0	0.00%	2	0.40%	240	48.00%	46	9.20%	1	0.20%	4	0.80%
Canvass	0	0.00%	0	0.00%	0	0.00%	1	33.33%	0	0.00%	0	0.00%	0	0.00%
Total	0	0.00%	0	0.00%	2	0.39%	247	48.15%	47	9.16%	1	0.19%	4	0.78%

Precinct	JOHN COX (REP)		HEATHER COLLINS (G-P)		DANIEL WATTS (DEM)		NICKOLAS WILDSTAR (REP)		SARAH STEPHENS (REP)		DENVER STONER (REP)		JOE M. SYMMON (REP)	
0058782														
Election Day	1	6.25%	0	0.00%	0	0.00%	0	0.00%	0	0.00%	0	0.00%	0	0.00%
Vote by Mail	24	6.20%	0	0.00%	13	3.36%	0	0.00%	0	0.00%	0	0.00%	0	0.00%
Canvass	0	0.00%	0	0.00%	0	0.00%	0	0.00%	0	0.00%	0	0.00%	0	0.00%
Total	25	6.19%	0	0.00%	13	3.22%	0	0.00%	0	0.00%	0	0.00%	0	0.00%
0058828														
Election Day	0	0.00%	0	0.00%	0	0.00%	0	0.00%	0	0.00%	0	0.00%	0	0.00%
Vote by Mail	19	5.07%	3	0.80%	14	3.73%	0	0.00%	1	0.27%	0	0.00%	0	0.00%
Canvass	0	0.00%	0	0.00%	0	0.00%	0	0.00%	0	0.00%	0	0.00%	0	0.00%
Total	19	4.67%	3	0.74%	14	3.44%	0	0.00%	1	0.25%	0	0.00%	0	0.00%
0058925														
Election Day	0	0.00%	0	0.00%	1	5.88%	0	0.00%	0	0.00%	0	0.00%	0	0.00%
Vote by Mail	14	4.05%	0	0.00%	11	3.18%	0	0.00%	0	0.00%	0	0.00%	0	0.00%
Canvass	1	50.00%	0	0.00%	0	0.00%	0	0.00%	0	0.00%	0	0.00%	0	0.00%
Total	15	4.11%	0	0.00%	12	3.29%	0	0.00%	0	0.00%	0	0.00%	0	0.00%
0059352														
Election Day	0	0.00%	0	0.00%	0	0.00%	0	0.00%	0	0.00%	0	0.00%	0	0.00%
Vote by Mail	22	4.65%	3	0.63%	13	2.75%	0	0.00%	0	0.00%	0	0.00%	0	0.00%
Canvass	0	0.00%	0	0.00%	0	0.00%	0	0.00%	0	0.00%	0	0.00%	0	0.00%
Total	22	4.38%	3	0.60%	13	2.59%	0	0.00%	0	0.00%	0	0.00%	0	0.00%
0059398														
Election Day	2	6.90%	0	0.00%	1	3.45%	0	0.00%	0	0.00%	0	0.00%	0	0.00%
Vote by Mail	17	3.88%	0	0.00%	13	2.97%	0	0.00%	0	0.00%	0	0.00%	0	0.00%
Canvass	0		0		0		0		0		0		0	
Total	19	4.07%	0	0.00%	14	3.00%	0	0.00%	0	0.00%	0	0.00%	0	0.00%
0059519														
Election Day	0	0.00%	0	0.00%	0	0.00%	0	0.00%	0	0.00%	0	0.00%	0	0.00%
Vote by Mail	29	5.80%	1	0.20%	9	1.80%	0	0.00%	0	0.00%	0	0.00%	0	0.00%
Canvass	0	0.00%	0	0.00%	0	0.00%	0	0.00%	0	0.00%	0	0.00%	0	0.00%
Total	29	5.65%	1	0.19%	9	1.75%	0	0.00%	0	0.00%	0	0.00%	0	0.00%

Precinct	MAJOR SINGH (NPP)		DOUG OSE (REP)		Write-in		Total Votes	ROXANNE Qualified Write In		STACY SMITH Qualified Write In		MAJOR WILLIAMS Qualified Write In	
0058782													
Election Day	0	0.00%	0	0.00%	0	0.00%	16	0	0.00%	0	0.00%	0	0.00%
Vote by Mail	6	1.55%	7	1.81%	0	0.00%	387	0	0.00%	0	0.00%	0	0.00%
Canvass	0	0.00%	0	0.00%	0	0.00%	1	0	0.00%	0	0.00%	0	0.00%
Total	6	1.49%	7	1.73%	0	0.00%	404	0	0.00%	0	0.00%	0	0.00%
0058828													
Election Day	1	3.57%	0	0.00%	0	0.00%	28	0	0.00%	0	0.00%	0	0.00%
Vote by Mail	5	1.33%	0	0.00%	0	0.00%	375	0	0.00%	0	0.00%	0	0.00%
Canvass	0	0.00%	0	0.00%	0	0.00%	4	0	0.00%	0	0.00%	0	0.00%
Total	6	1.47%	0	0.00%	0	0.00%	407	0	0.00%	0	0.00%	0	0.00%
0058925													
Election Day	0	0.00%	0	0.00%	0	0.00%	17	0	0.00%	0	0.00%	0	0.00%
Vote by Mail	2	0.58%	3	0.87%	0	0.00%	346	0	0.00%	0	0.00%	0	0.00%
Canvass	0	0.00%	0	0.00%	0	0.00%	2	0	0.00%	0	0.00%	0	0.00%
Total	2	0.55%	3	0.82%	0	0.00%	365	0	0.00%	0	0.00%	0	0.00%
0059352													
Election Day	0	0.00%	0	0.00%	0	0.00%	27	0	0.00%	0	0.00%	0	0.00%
Vote by Mail	6	1.27%	6	1.27%	0	0.00%	473	0	0.00%	0	0.00%	0	0.00%
Canvass	0	0.00%	0	0.00%	0	0.00%	2	0	0.00%	0	0.00%	0	0.00%
Total	6	1.20%	6	1.20%	0	0.00%	502	0	0.00%	0	0.00%	0	0.00%
0059398													
Election Day	0	0.00%	0	0.00%	0	0.00%	29	0	0.00%	0	0.00%	0	0.00%
Vote by Mail	2	0.46%	5	1.14%	0	0.00%	438	0	0.00%	0	0.00%	0	0.00%
Canvass	0		0		0		0	0		0		0	
Total	2	0.43%	5	1.07%	0	0.00%	467	0	0.00%	0	0.00%	0	0.00%
0059519													
Election Day	0	0.00%	0	0.00%	0	0.00%	10	0	0.00%	0	0.00%	0	0.00%
Vote by Mail	4	0.80%	6	1.20%	0	0.00%	500	0	0.00%	0	0.00%	0	0.00%
Canvass	0	0.00%	0	0.00%	0	0.00%	3	0	0.00%	0	0.00%	0	0.00%
Total	4	0.78%	6	1.17%	0	0.00%	513	0	0.00%	0	0.00%	0	0.00%

Precinct	THUY E. HUGENS Qualified Write In		MIKI HABRYN Qualified Write In		VINCE LUNDGREN Qualified Write In		VIVEK B. MOHAN Qualified Write In	
0058782								
Election Day	0	0.00%	0	0.00%	0	0.00%	0	0.00%
Vote by Mail	0	0.00%	0	0.00%	0	0.00%	0	0.00%
Canvass	0	0.00%	0	0.00%	0	0.00%	0	0.00%
Total	0	0.00%	0	0.00%	0	0.00%	0	0.00%
0058828								
Election Day	0	0.00%	0	0.00%	0	0.00%	0	0.00%
Vote by Mail	0	0.00%	0	0.00%	0	0.00%	0	0.00%
Canvass	0	0.00%	0	0.00%	0	0.00%	0	0.00%
Total	0	0.00%	0	0.00%	0	0.00%	0	0.00%
0058925								
Election Day	0	0.00%	0	0.00%	0	0.00%	0	0.00%
Vote by Mail	0	0.00%	0	0.00%	0	0.00%	0	0.00%
Canvass	0	0.00%	0	0.00%	0	0.00%	0	0.00%
Total	0	0.00%	0	0.00%	0	0.00%	0	0.00%
0059352								
Election Day	0	0.00%	0	0.00%	0	0.00%	0	0.00%
Vote by Mail	0	0.00%	0	0.00%	0	0.00%	0	0.00%
Canvass	0	0.00%	0	0.00%	0	0.00%	0	0.00%
Total	0	0.00%	0	0.00%	0	0.00%	0	0.00%
0059398								
Election Day	0	0.00%	0	0.00%	0	0.00%	0	0.00%
Vote by Mail	0	0.00%	0	0.00%	0	0.00%	0	0.00%
Canvass	0		0		0		0	
Total	0	0.00%	0	0.00%	0	0.00%	0	0.00%
0059519								
Election Day	0	0.00%	0	0.00%	0	0.00%	0	0.00%
Vote by Mail	0	0.00%	0	0.00%	0	0.00%	0	0.00%
Canvass	0	0.00%	0	0.00%	0	0.00%	0	0.00%
Total	0	0.00%	0	0.00%	0	0.00%	0	0.00%

Precinct	Times Cast	Registered Voters	Undervotes	Overvotes
0059677				
Election Day	23	1,703	6	0
Vote by Mail	1,264	1,703	501	0
Canvass	2	1,703	1	0
Total	1,289	1,703	508	0
0061020				
Election Day	9	539	1	0
Vote by Mail	382	539	157	3
Canvass	1	539	0	0
Total	392	539	158	3
0061124				
Election Day	20	1,325	5	0
Vote by Mail	1,126	1,325	417	1
Canvass	3	1,325	0	0
Total	1,149	1,325	422	1
0061137				
Election Day	28	1,627	5	0
Vote by Mail	1,346	1,627	501	3
Canvass	5	1,627	1	0
Total	1,379	1,627	507	3
0061198				
Election Day	26	1,878	1	0
Vote by Mail	1,309	1,878	520	0
Canvass	4	1,878	0	0
Total	1,339	1,878	521	0
0061263				
Election Day	38	1,675	4	0
Vote by Mail	1,232	1,675	457	0
Canvass	0	1,675	0	0
Total	1,270	1,675	461	0

Precinct	DAN KAPELOVITZ (G-P)		KEVIN K. KAUL (NPP)	
0059677				
Election Day	0	0.00%	0	0.00%
Vote by Mail	3	0.39%	0	0.00%
Canvass	0	0.00%	0	0.00%
Total	3	0.38%	0	0.00%
0061020				
Election Day	0	0.00%	0	0.00%
Vote by Mail	0	0.00%	0	0.00%
Canvass	0	0.00%	0	0.00%
Total	0	0.00%	0	0.00%
0061124				
Election Day	0	0.00%	0	0.00%
Vote by Mail	1	0.14%	1	0.14%
Canvass	0	0.00%	0	0.00%
Total	1	0.14%	1	0.14%
0061137				
Election Day	0	0.00%	0	0.00%
Vote by Mail	4	0.48%	0	0.00%
Canvass	0	0.00%	0	0.00%
Total	4	0.46%	0	0.00%
0061198				
Election Day	0	0.00%	0	0.00%
Vote by Mail	4	0.51%	0	0.00%
Canvass	0	0.00%	0	0.00%
Total	4	0.49%	0	0.00%
0061263				
Election Day	0	0.00%	0	0.00%
Vote by Mail	5	0.65%	0	0.00%
Canvass	0		0	
Total	5	0.62%	0	0.00%

Precinct	CHAUNCEY "SLIM" KILLENS (REP)		KEVIN KILEY (REP)		PATRICK KILPATRICK (DEM)		ANTHONY TRIMINO (REP)		JOEL VENTRESCA (DEM)		KEVIN L. FAULCONER (REP)		RHONDA FURIN (REP)	
0059677														
Election Day	0	0.00%	0	0.00%	0	0.00%	0	0.00%	0	0.00%	2	11.76%	0	0.00%
Vote by Mail	1	0.13%	54	7.08%	4	0.52%	3	0.39%	19	2.49%	111	14.55%	0	0.00%
Canvass	0	0.00%	0	0.00%	0	0.00%	0	0.00%	0	0.00%	0	0.00%	0	0.00%
Total	1	0.13%	54	6.91%	4	0.51%	3	0.38%	19	2.43%	113	14.47%	0	0.00%
0061020														
Election Day	0	0.00%	2	25.00%	0	0.00%	0	0.00%	0	0.00%	0	0.00%	0	0.00%
Vote by Mail	0	0.00%	14	6.31%	1	0.45%	0	0.00%	3	1.35%	30	13.51%	0	0.00%
Canvass	0	0.00%	0	0.00%	0	0.00%	0	0.00%	0	0.00%	0	0.00%	0	0.00%
Total	0	0.00%	16	6.93%	1	0.43%	0	0.00%	3	1.30%	30	12.99%	0	0.00%
0061124														
Election Day	0	0.00%	1	6.67%	0	0.00%	0	0.00%	0	0.00%	0	0.00%	0	0.00%
Vote by Mail	0	0.00%	54	7.63%	5	0.71%	0	0.00%	10	1.41%	105	14.83%	0	0.00%
Canvass	0	0.00%	0	0.00%	0	0.00%	0	0.00%	0	0.00%	0	0.00%	0	0.00%
Total	0	0.00%	55	7.58%	5	0.69%	0	0.00%	10	1.38%	105	14.46%	0	0.00%
0061137														
Election Day	0	0.00%	0	0.00%	0	0.00%	0	0.00%	0	0.00%	1	4.35%	0	0.00%
Vote by Mail	0	0.00%	65	7.72%	4	0.48%	0	0.00%	12	1.43%	130	15.44%	0	0.00%
Canvass	0	0.00%	0	0.00%	0	0.00%	0	0.00%	0	0.00%	0	0.00%	0	0.00%
Total	0	0.00%	65	7.48%	4	0.46%	0	0.00%	12	1.38%	131	15.07%	0	0.00%
0061198														
Election Day	0	0.00%	1	4.00%	0	0.00%	0	0.00%	0	0.00%	2	8.00%	0	0.00%
Vote by Mail	0	0.00%	64	8.11%	4	0.51%	0	0.00%	8	1.01%	93	11.79%	0	0.00%
Canvass	0	0.00%	2	50.00%	0	0.00%	0	0.00%	0	0.00%	0	0.00%	0	0.00%
Total	0	0.00%	67	8.19%	4	0.49%	0	0.00%	8	0.98%	95	11.61%	0	0.00%
0061263														
Election Day	0	0.00%	1	2.94%	0	0.00%	0	0.00%	0	0.00%	2	5.88%	0	0.00%
Vote by Mail	1	0.13%	67	8.65%	3	0.39%	0	0.00%	23	2.97%	97	12.52%	0	0.00%
Canvass	0		0		0		0		0		0		0	
Total	1	0.12%	68	8.41%	3	0.37%	0	0.00%	23	2.84%	99	12.24%	0	0.00%

Precinct	ROBERT C. NEWMAN II (REP)		DENNIS RICHTER (NPP)		BRANDON M. ROSS (DEM)		SAM L. GALLUCCI (REP)		TED GAINES (REP)		CAITLYN JENNER (REP)		LEO S. ZACKY (REP)	
0059677														
Election Day	0	0.00%	1	5.88%	1	5.88%	0	0.00%	0	0.00%	0	0.00%	0	0.00%
Vote by Mail	0	0.00%	0	0.00%	39	5.11%	0	0.00%	14	1.83%	2	0.26%	0	0.00%
Canvass	0	0.00%	0	0.00%	0	0.00%	0	0.00%	0	0.00%	0	0.00%	0	0.00%
Total	0	0.00%	1	0.13%	40	5.12%	0	0.00%	14	1.79%	2	0.26%	0	0.00%
0061020														
Election Day	0	0.00%	0	0.00%	0	0.00%	1	12.50%	1	12.50%	0	0.00%	0	0.00%
Vote by Mail	0	0.00%	0	0.00%	4	1.80%	2	0.90%	7	3.15%	3	1.35%	0	0.00%
Canvass	0	0.00%	0	0.00%	0	0.00%	0	0.00%	0	0.00%	0	0.00%	0	0.00%
Total	0	0.00%	0	0.00%	4	1.73%	3	1.30%	8	3.46%	3	1.30%	0	0.00%
0061124														
Election Day	0	0.00%	0	0.00%	1	6.67%	0	0.00%	0	0.00%	0	0.00%	0	0.00%
Vote by Mail	0	0.00%	0	0.00%	36	5.08%	0	0.00%	21	2.97%	3	0.42%	0	0.00%
Canvass	0	0.00%	0	0.00%	0	0.00%	0	0.00%	0	0.00%	0	0.00%	0	0.00%
Total	0	0.00%	0	0.00%	37	5.10%	0	0.00%	21	2.89%	3	0.41%	0	0.00%
0061137														
Election Day	0	0.00%	0	0.00%	0	0.00%	0	0.00%	0	0.00%	1	4.35%	0	0.00%
Vote by Mail	0	0.00%	0	0.00%	48	5.70%	0	0.00%	16	1.90%	5	0.59%	0	0.00%
Canvass	0	0.00%	0	0.00%	0	0.00%	0	0.00%	0	0.00%	0	0.00%	0	0.00%
Total	0	0.00%	0	0.00%	48	5.52%	0	0.00%	16	1.84%	6	0.69%	0	0.00%
0061198														
Election Day	0	0.00%	0	0.00%	0	0.00%	0	0.00%	0	0.00%	0	0.00%	0	0.00%
Vote by Mail	1	0.13%	0	0.00%	35	4.44%	1	0.13%	25	3.17%	9	1.14%	0	0.00%
Canvass	0	0.00%	0	0.00%	0	0.00%	0	0.00%	0	0.00%	0	0.00%	0	0.00%
Total	1	0.12%	0	0.00%	35	4.28%	1	0.12%	25	3.06%	9	1.10%	0	0.00%
0061263														
Election Day	0	0.00%	0	0.00%	3	8.82%	0	0.00%	0	0.00%	0	0.00%	0	0.00%
Vote by Mail	1	0.13%	0	0.00%	52	6.71%	0	0.00%	17	2.19%	5	0.65%	0	0.00%
Canvass	0		0		0		0		0		0		0	
Total	1	0.12%	0	0.00%	55	6.80%	0	0.00%	17	2.10%	5	0.62%	0	0.00%

Precinct	DANIEL MERCURI (REP)		JACQUELINE MCGOWAN (DEM)		DAVID MOORE (NPP)		DAVID ALEXANDER BRAMANTE (REP)		HOLLY L. BAADE (DEM)		ANGELYNE (NPP)		JAMES G. HANINK (NPP)	
0059677														
Election Day	0	0.00%	0	0.00%	0	0.00%	0	0.00%	0	0.00%	0	0.00%	0	0.00%
Vote by Mail	0	0.00%	5	0.66%	0	0.00%	0	0.00%	2	0.26%	3	0.39%	0	0.00%
Canvass	0	0.00%	0	0.00%	0	0.00%	0	0.00%	0	0.00%	0	0.00%	0	0.00%
Total	0	0.00%	5	0.64%	0	0.00%	0	0.00%	2	0.26%	3	0.38%	0	0.00%
0061020														
Election Day	0	0.00%	0	0.00%	0	0.00%	0	0.00%	0	0.00%	0	0.00%	0	0.00%
Vote by Mail	0	0.00%	1	0.45%	0	0.00%	0	0.00%	0	0.00%	1	0.45%	0	0.00%
Canvass	0	0.00%	0	0.00%	0	0.00%	0	0.00%	0	0.00%	0	0.00%	0	0.00%
Total	0	0.00%	1	0.43%	0	0.00%	0	0.00%	0	0.00%	1	0.43%	0	0.00%
0061124														
Election Day	0	0.00%	0	0.00%	0	0.00%	0	0.00%	1	6.67%	0	0.00%	0	0.00%
Vote by Mail	1	0.14%	4	0.56%	1	0.14%	0	0.00%	6	0.85%	2	0.28%	0	0.00%
Canvass	0	0.00%	0	0.00%	0	0.00%	0	0.00%	0	0.00%	0	0.00%	0	0.00%
Total	1	0.14%	4	0.55%	1	0.14%	0	0.00%	7	0.96%	2	0.28%	0	0.00%
0061137														
Election Day	0	0.00%	0	0.00%	0	0.00%	0	0.00%	0	0.00%	0	0.00%	0	0.00%
Vote by Mail	0	0.00%	10	1.19%	0	0.00%	0	0.00%	3	0.36%	5	0.59%	0	0.00%
Canvass	0	0.00%	0	0.00%	0	0.00%	0	0.00%	0	0.00%	0	0.00%	0	0.00%
Total	0	0.00%	10	1.15%	0	0.00%	0	0.00%	3	0.35%	5	0.58%	0	0.00%
0061198														
Election Day	0	0.00%	0	0.00%	0	0.00%	0	0.00%	0	0.00%	0	0.00%	0	0.00%
Vote by Mail	1	0.13%	12	1.52%	0	0.00%	0	0.00%	10	1.27%	8	1.01%	0	0.00%
Canvass	0	0.00%	0	0.00%	0	0.00%	0	0.00%	0	0.00%	0	0.00%	0	0.00%
Total	1	0.12%	12	1.47%	0	0.00%	0	0.00%	10	1.22%	8	0.98%	0	0.00%
0061263														
Election Day	0	0.00%	0	0.00%	0	0.00%	0	0.00%	0	0.00%	0	0.00%	0	0.00%
Vote by Mail	0	0.00%	17	2.19%	0	0.00%	1	0.13%	6	0.77%	1	0.13%	0	0.00%
Canvass	0		0		0		0		0		0		0	
Total	0	0.00%	17	2.10%	0	0.00%	1	0.12%	6	0.74%	1	0.12%	0	0.00%

Precinct	DAVID HILLBERG (REP)		JEFF HEWITT (LIB)		JOHN R. DRAKE (DEM)		LARRY A. ELDER (REP)		KEVIN PAFFRATH (DEM)		ADAM PAPAGAN (NPP)		ARMANDO "MANDO" PEREZ- SERRATO (DEM)	
0059677														
Election Day	0	0.00%	0	0.00%	0	0.00%	12	70.59%	0	0.00%	0	0.00%	0	0.00%
Vote by Mail	2	0.26%	1	0.13%	1	0.13%	355	46.53%	57	7.47%	2	0.26%	7	0.92%
Canvass	0	0.00%	0	0.00%	0	0.00%	1	100.00%	0	0.00%	0	0.00%	0	0.00%
Total	2	0.26%	1	0.13%	1	0.13%	368	47.12%	57	7.30%	2	0.26%	7	0.90%
0061020														
Election Day	0	0.00%	0	0.00%	0	0.00%	4	50.00%	0	0.00%	0	0.00%	0	0.00%
Vote by Mail	0	0.00%	3	1.35%	1	0.45%	112	50.45%	8	3.60%	0	0.00%	2	0.90%
Canvass	0	0.00%	0	0.00%	0	0.00%	1	100.00%	0	0.00%	0	0.00%	0	0.00%
Total	0	0.00%	3	1.30%	1	0.43%	117	50.65%	8	3.46%	0	0.00%	2	0.87%
0061124														
Election Day	0	0.00%	0	0.00%	0	0.00%	11	73.33%	0	0.00%	0	0.00%	0	0.00%
Vote by Mail	0	0.00%	1	0.14%	0	0.00%	365	51.55%	41	5.79%	0	0.00%	1	0.14%
Canvass	0	0.00%	0	0.00%	0	0.00%	2	66.67%	1	33.33%	0	0.00%	0	0.00%
Total	0	0.00%	1	0.14%	0	0.00%	378	52.07%	42	5.79%	0	0.00%	1	0.14%
0061137														
Election Day	0	0.00%	0	0.00%	0	0.00%	20	86.96%	0	0.00%	0	0.00%	0	0.00%
Vote by Mail	0	0.00%	1	0.12%	4	0.48%	376	44.66%	73	8.67%	0	0.00%	1	0.12%
Canvass	0	0.00%	0	0.00%	0	0.00%	4	100.00%	0	0.00%	0	0.00%	0	0.00%
Total	0	0.00%	1	0.12%	4	0.46%	400	46.03%	73	8.40%	0	0.00%	1	0.12%
0061198														
Election Day	0	0.00%	0	0.00%	0	0.00%	21	84.00%	1	4.00%	0	0.00%	0	0.00%
Vote by Mail	0	0.00%	5	0.63%	4	0.51%	366	46.39%	80	10.14%	0	0.00%	0	0.00%
Canvass	0	0.00%	0	0.00%	0	0.00%	1	25.00%	1	25.00%	0	0.00%	0	0.00%
Total	0	0.00%	5	0.61%	4	0.49%	388	47.43%	82	10.02%	0	0.00%	0	0.00%
0061263														
Election Day	0	0.00%	0	0.00%	0	0.00%	23	67.65%	2	5.88%	0	0.00%	0	0.00%
Vote by Mail	1	0.13%	6	0.77%	4	0.52%	340	43.87%	64	8.26%	0	0.00%	4	0.52%
Canvass	0		0		0		0		0		0		0	
Total	1	0.12%	6	0.74%	4	0.49%	363	44.87%	66	8.16%	0	0.00%	4	0.49%

Precinct	JOHN COX (REP)		HEATHER COLLINS (G-P)		DANIEL WATTS (DEM)		NICKOLAS WILDSTAR (REP)		SARAH STEPHENS (REP)		DENVER STONER (REP)		JOE M. SYMMON (REP)	
0059677														
Election Day	1	5.88%	0	0.00%	0	0.00%	0	0.00%	0	0.00%	0	0.00%	0	0.00%
Vote by Mail	34	4.46%	5	0.66%	11	1.44%	0	0.00%	3	0.39%	0	0.00%	0	0.00%
Canvass	0	0.00%	0	0.00%	0	0.00%	0	0.00%	0	0.00%	0	0.00%	0	0.00%
Total	35	4.48%	5	0.64%	11	1.41%	0	0.00%	3	0.38%	0	0.00%	0	0.00%
0061020														
Election Day	0	0.00%	0	0.00%	0	0.00%	0	0.00%	0	0.00%	0	0.00%	0	0.00%
Vote by Mail	19	8.56%	0	0.00%	4	1.80%	0	0.00%	0	0.00%	2	0.90%	0	0.00%
Canvass	0	0.00%	0	0.00%	0	0.00%	0	0.00%	0	0.00%	0	0.00%	0	0.00%
Total	19	8.23%	0	0.00%	4	1.73%	0	0.00%	0	0.00%	2	0.87%	0	0.00%
0061124														
Election Day	1	6.67%	0	0.00%	0	0.00%	0	0.00%	0	0.00%	0	0.00%	0	0.00%
Vote by Mail	21	2.97%	6	0.85%	11	1.55%	0	0.00%	0	0.00%	0	0.00%	0	0.00%
Canvass	0	0.00%	0	0.00%	0	0.00%	0	0.00%	0	0.00%	0	0.00%	0	0.00%
Total	22	3.03%	6	0.83%	11	1.52%	0	0.00%	0	0.00%	0	0.00%	0	0.00%
0061137														
Election Day	0	0.00%	0	0.00%	0	0.00%	0	0.00%	0	0.00%	0	0.00%	0	0.00%
Vote by Mail	51	6.06%	4	0.48%	17	2.02%	0	0.00%	0	0.00%	0	0.00%	0	0.00%
Canvass	0	0.00%	0	0.00%	0	0.00%	0	0.00%	0	0.00%	0	0.00%	0	0.00%
Total	51	5.87%	4	0.46%	17	1.96%	0	0.00%	0	0.00%	0	0.00%	0	0.00%
0061198														
Election Day	0	0.00%	0	0.00%	0	0.00%	0	0.00%	0	0.00%	0	0.00%	0	0.00%
Vote by Mail	21	2.66%	2	0.25%	14	1.77%	0	0.00%	0	0.00%	1	0.13%	0	0.00%
Canvass	0	0.00%	0	0.00%	0	0.00%	0	0.00%	0	0.00%	0	0.00%	0	0.00%
Total	21	2.57%	2	0.24%	14	1.71%	0	0.00%	0	0.00%	1	0.12%	0	0.00%
0061263														
Election Day	0	0.00%	1	2.94%	1	2.94%	0	0.00%	0	0.00%	0	0.00%	0	0.00%
Vote by Mail	18	2.32%	6	0.77%	17	2.19%	1	0.13%	1	0.13%	4	0.52%	2	0.26%
Canvass	0		0		0		0		0		0		0	
Total	18	2.22%	7	0.87%	18	2.22%	1	0.12%	1	0.12%	4	0.49%	2	0.25%

Precinct	MAJOR SINGH (NPP)		DOUG OSE (REP)		Write-in		Total Votes	ROXANNE Qualified Write In		STACY SMITH Qualified Write In		MAJOR WILLIAMS Qualified Write In	
0059677													
Election Day	0	0.00%	0	0.00%	0	0.00%	17	0	0.00%	0	0.00%	0	0.00%
Vote by Mail	3	0.39%	15	1.97%	0	0.00%	763	0	0.00%	0	0.00%	0	0.00%
Canvass	0	0.00%	0	0.00%	0	0.00%	1	0	0.00%	0	0.00%	0	0.00%
Total	3	0.38%	15	1.92%	0	0.00%	781	0	0.00%	0	0.00%	0	0.00%
0061020													
Election Day	0	0.00%	0	0.00%	0	0.00%	8	0	0.00%	0	0.00%	0	0.00%
Vote by Mail	1	0.45%	4	1.80%	0	0.00%	222	0	0.00%	0	0.00%	0	0.00%
Canvass	0	0.00%	0	0.00%	0	0.00%	1	0	0.00%	0	0.00%	0	0.00%
Total	1	0.43%	4	1.73%	0	0.00%	231	0	0.00%	0	0.00%	0	0.00%
0061124													
Election Day	0	0.00%	0	0.00%	0	0.00%	15	0	0.00%	0	0.00%	0	0.00%
Vote by Mail	1	0.14%	10	1.41%	0	0.00%	708	0	0.00%	0	0.00%	0	0.00%
Canvass	0	0.00%	0	0.00%	0	0.00%	3	0	0.00%	0	0.00%	0	0.00%
Total	1	0.14%	10	1.38%	0	0.00%	726	0	0.00%	0	0.00%	0	0.00%
0061137													
Election Day	1	4.35%	0	0.00%	0	0.00%	23	0	0.00%	0	0.00%	0	0.00%
Vote by Mail	0	0.00%	9	1.07%	2	0.24%	842	0	0.00%	0	0.00%	2	0.24%
Canvass	0	0.00%	0	0.00%	0	0.00%	4	0	0.00%	0	0.00%	0	0.00%
Total	1	0.12%	9	1.04%	2	0.23%	869	0	0.00%	0	0.00%	2	0.23%
0061198													
Election Day	0	0.00%	0	0.00%	0	0.00%	25	0	0.00%	0	0.00%	0	0.00%
Vote by Mail	2	0.25%	11	1.39%	0	0.00%	789	0	0.00%	0	0.00%	0	0.00%
Canvass	0	0.00%	0	0.00%	0	0.00%	4	0	0.00%	0	0.00%	0	0.00%
Total	2	0.24%	11	1.34%	0	0.00%	818	0	0.00%	0	0.00%	0	0.00%
0061263													
Election Day	0	0.00%	0	0.00%	1	2.94%	34	0	0.00%	0	0.00%	1	2.94%
Vote by Mail	2	0.26%	8	1.03%	0	0.00%	775	0	0.00%	0	0.00%	0	0.00%
Canvass	0		0		0		0	0		0		0	
Total	2	0.25%	8	0.99%	1	0.12%	809	0	0.00%	0	0.00%	1	0.12%

Precinct	THUY E. HUGENS Qualified Write In		MIKI HABRYN Qualified Write In		VINCE LUNDGREN Qualified Write In		VIVEK B. MOHAN Qualified Write In	
0059677								
Election Day	0	0.00%	0	0.00%	0	0.00%	0	0.00%
Vote by Mail	0	0.00%	0	0.00%	0	0.00%	0	0.00%
Canvass	0	0.00%	0	0.00%	0	0.00%	0	0.00%
Total	0	0.00%	0	0.00%	0	0.00%	0	0.00%
0061020								
Election Day	0	0.00%	0	0.00%	0	0.00%	0	0.00%
Vote by Mail	0	0.00%	0	0.00%	0	0.00%	0	0.00%
Canvass	0	0.00%	0	0.00%	0	0.00%	0	0.00%
Total	0	0.00%	0	0.00%	0	0.00%	0	0.00%
0061124								
Election Day	0	0.00%	0	0.00%	0	0.00%	0	0.00%
Vote by Mail	0	0.00%	0	0.00%	0	0.00%	0	0.00%
Canvass	0	0.00%	0	0.00%	0	0.00%	0	0.00%
Total	0	0.00%	0	0.00%	0	0.00%	0	0.00%
0061137								
Election Day	0	0.00%	0	0.00%	0	0.00%	0	0.00%
Vote by Mail	0	0.00%	0	0.00%	0	0.00%	0	0.00%
Canvass	0	0.00%	0	0.00%	0	0.00%	0	0.00%
Total	0	0.00%	0	0.00%	0	0.00%	0	0.00%
0061198								
Election Day	0	0.00%	0	0.00%	0	0.00%	0	0.00%
Vote by Mail	0	0.00%	0	0.00%	0	0.00%	0	0.00%
Canvass	0	0.00%	0	0.00%	0	0.00%	0	0.00%
Total	0	0.00%	0	0.00%	0	0.00%	0	0.00%
0061263								
Election Day	0	0.00%	0	0.00%	0	0.00%	0	0.00%
Vote by Mail	0	0.00%	0	0.00%	0	0.00%	0	0.00%
Canvass	0		0		0		0	
Total	0	0.00%	0	0.00%	0	0.00%	0	0.00%

Precinct	Times Cast	Registered Voters	Undervotes	Overvotes
0061312				
Election Day	0	11	0	0
Vote by Mail	5	11	3	0
Canvass	1	11	0	0
Total	6	11	3	0
0061411				
Election Day	30	1,277	3	0
Vote by Mail	825	1,277	323	2
Canvass	3	1,277	0	0
Total	858	1,277	326	2
0061983				
Election Day	22	817	0	0
Vote by Mail	516	817	191	1
Canvass	7	817	0	0
Total	545	817	191	1
0062479				
Election Day	0	2	0	0
Vote by Mail	2	2	0	0
Canvass	0	2	0	0
Total	2	2	0	0
0062755				
Election Day	34	785	1	0
Vote by Mail	575	785	139	2
Canvass	1	785	1	0
Total	610	785	141	2
0063106				
Election Day	27	832	0	0
Vote by Mail	528	832	223	0
Canvass	8	832	2	0
Total	563	832	225	0

Precinct	DAN KAPELOVITZ (G-P)		KEVIN K. KAUL (NPP)	
0061312				
Election Day	0		0	
Vote by Mail	0	0.00%	0	0.00%
Canvass	0	0.00%	0	0.00%
Total	0	0.00%	0	0.00%
0061411				
Election Day	0	0.00%	0	0.00%
Vote by Mail	1	0.20%	0	0.00%
Canvass	0	0.00%	0	0.00%
Total	1	0.19%	0	0.00%
0061983				
Election Day	0	0.00%	0	0.00%
Vote by Mail	0	0.00%	0	0.00%
Canvass	0	0.00%	0	0.00%
Total	0	0.00%	0	0.00%
0062479				
Election Day	0		0	
Vote by Mail	0	0.00%	0	0.00%
Canvass	0		0	
Total	0	0.00%	0	0.00%
0062755				
Election Day	0	0.00%	0	0.00%
Vote by Mail	0	0.00%	0	0.00%
Canvass	0		0	
Total	0	0.00%	0	0.00%
0063106				
Election Day	0	0.00%	0	0.00%
Vote by Mail	1	0.33%	1	0.33%
Canvass	0	0.00%	0	0.00%
Total	1	0.30%	1	0.30%

Precinct	CHAUNCEY "SLIM" KILLENS (REP)		KEVIN KILEY (REP)		PATRICK KILPATRICK (DEM)		ANTHONY TRIMINO (REP)		JOEL VENTRESCA (DEM)		KEVIN L. FAULCONER (REP)		RHONDA FURIN (REP)	
0061312														
Election Day	0		0		0		0		0		0		0	
Vote by Mail	0	0.00%	0	0.00%	0	0.00%	0	0.00%	0	0.00%	0	0.00%	0	0.00%
Canvass	0	0.00%	0	0.00%	0	0.00%	0	0.00%	0	0.00%	0	0.00%	0	0.00%
Total	0	0.00%	0	0.00%	0	0.00%	0	0.00%	0	0.00%	0	0.00%	0	0.00%
0061411														
Election Day	0	0.00%	0	0.00%	0	0.00%	0	0.00%	0	0.00%	2	7.41%	0	0.00%
Vote by Mail	0	0.00%	43	8.60%	1	0.20%	1	0.20%	15	3.00%	42	8.40%	0	0.00%
Canvass	0	0.00%	1	33.33%	0	0.00%	0	0.00%	1	33.33%	0	0.00%	0	0.00%
Total	0	0.00%	44	8.30%	1	0.19%	1	0.19%	16	3.02%	44	8.30%	0	0.00%
0061983														
Election Day	0	0.00%	0	0.00%	0	0.00%	1	4.55%	0	0.00%	2	9.09%	0	0.00%
Vote by Mail	0	0.00%	23	7.10%	0	0.00%	2	0.62%	9	2.78%	21	6.48%	0	0.00%
Canvass	0	0.00%	1	14.29%	0	0.00%	0	0.00%	0	0.00%	0	0.00%	0	0.00%
Total	0	0.00%	24	6.80%	0	0.00%	3	0.85%	9	2.55%	23	6.52%	0	0.00%
0062479														
Election Day	0		0		0		0		0		0		0	
Vote by Mail	0	0.00%	0	0.00%	0	0.00%	0	0.00%	0	0.00%	0	0.00%	0	0.00%
Canvass	0		0		0		0		0		0		0	
Total	0	0.00%	0	0.00%	0	0.00%	0	0.00%	0	0.00%	0	0.00%	0	0.00%
0062755														
Election Day	0	0.00%	5	15.15%	0	0.00%	0	0.00%	0	0.00%	1	3.03%	0	0.00%
Vote by Mail	0	0.00%	38	8.76%	3	0.69%	0	0.00%	9	2.07%	32	7.37%	1	0.23%
Canvass	0		0		0		0		0		0		0	
Total	0	0.00%	43	9.21%	3	0.64%	0	0.00%	9	1.93%	33	7.07%	1	0.21%
0063106														
Election Day	0	0.00%	2	7.41%	0	0.00%	1	3.70%	0	0.00%	0	0.00%	0	0.00%
Vote by Mail	0	0.00%	29	9.51%	5	1.64%	0	0.00%	15	4.92%	37	12.13%	2	0.66%
Canvass	0	0.00%	0	0.00%	0	0.00%	1	16.67%	0	0.00%	0	0.00%	0	0.00%
Total	0	0.00%	31	9.17%	5	1.48%	2	0.59%	15	4.44%	37	10.95%	2	0.59%

Precinct	ROBERT C. NEWMAN II (REP)		DENNIS RICHTER (NPP)		BRANDON M. ROSS (DEM)		SAM L. GALLUCCI (REP)		TED GAINES (REP)		CAITLYN JENNER (REP)		LEO S. ZACKY (REP)	
0061312														
Election Day	0		0		0		0		0		0		0	
Vote by Mail	0	0.00%	0	0.00%	0	0.00%	0	0.00%	0	0.00%	0	0.00%	0	0.00%
Canvass	0	0.00%	0	0.00%	0	0.00%	0	0.00%	0	0.00%	0	0.00%	0	0.00%
Total	0	0.00%	0	0.00%	0	0.00%	0	0.00%	0	0.00%	0	0.00%	0	0.00%
0061411														
Election Day	0	0.00%	0	0.00%	1	3.70%	0	0.00%	0	0.00%	0	0.00%	0	0.00%
Vote by Mail	2	0.40%	0	0.00%	29	5.80%	2	0.40%	15	3.00%	1	0.20%	0	0.00%
Canvass	0	0.00%	0	0.00%	0	0.00%	0	0.00%	0	0.00%	0	0.00%	0	0.00%
Total	2	0.38%	0	0.00%	30	5.66%	2	0.38%	15	2.83%	1	0.19%	0	0.00%
0061983														
Election Day	1	4.55%	0	0.00%	3	13.64%	0	0.00%	0	0.00%	0	0.00%	0	0.00%
Vote by Mail	1	0.31%	1	0.31%	20	6.17%	0	0.00%	2	0.62%	7	2.16%	0	0.00%
Canvass	0	0.00%	0	0.00%	0	0.00%	0	0.00%	0	0.00%	0	0.00%	0	0.00%
Total	2	0.57%	1	0.28%	23	6.52%	0	0.00%	2	0.57%	7	1.98%	0	0.00%
0062479														
Election Day	0		0		0		0		0		0		0	
Vote by Mail	0	0.00%	0	0.00%	0	0.00%	0	0.00%	0	0.00%	0	0.00%	0	0.00%
Canvass	0		0		0		0		0		0		0	
Total	0	0.00%	0	0.00%	0	0.00%	0	0.00%	0	0.00%	0	0.00%	0	0.00%
0062755														
Election Day	0	0.00%	0	0.00%	2	6.06%	0	0.00%	1	3.03%	0	0.00%	0	0.00%
Vote by Mail	0	0.00%	0	0.00%	10	2.30%	0	0.00%	3	0.69%	2	0.46%	0	0.00%
Canvass	0		0		0		0		0		0		0	
Total	0	0.00%	0	0.00%	12	2.57%	0	0.00%	4	0.86%	2	0.43%	0	0.00%
0063106														
Election Day	0	0.00%	0	0.00%	3	11.11%	0	0.00%	0	0.00%	0	0.00%	0	0.00%
Vote by Mail	0	0.00%	0	0.00%	18	5.90%	0	0.00%	5	1.64%	2	0.66%	0	0.00%
Canvass	0	0.00%	0	0.00%	1	16.67%	0	0.00%	0	0.00%	0	0.00%	0	0.00%
Total	0	0.00%	0	0.00%	22	6.51%	0	0.00%	5	1.48%	2	0.59%	0	0.00%

Precinct	JENNY RAE LE ROUX (REP)		DAVID LOZANO (REP)		STEVE CHAVEZ LODGE (REP)		MICHAEL LOEBBS (NPP)		DENIS LUCEY (NPP)		DIEGO MARTINEZ (REP)		JEREMIAH "JEREMY" MARCINIAK (NPP)	
0061312														
Election Day	0		0		0		0		0		0		0	
Vote by Mail	0	0.00%	0	0.00%	0	0.00%	0	0.00%	0	0.00%	0	0.00%	0	0.00%
Canvass	0	0.00%	0	0.00%	0	0.00%	0	0.00%	0	0.00%	0	0.00%	0	0.00%
Total	0	0.00%	0	0.00%	0	0.00%	0	0.00%	0	0.00%	0	0.00%	0	0.00%
0061411														
Election Day	0	0.00%	0	0.00%	0	0.00%	0	0.00%	0	0.00%	0	0.00%	0	0.00%
Vote by Mail	4	0.80%	0	0.00%	2	0.40%	2	0.40%	0	0.00%	0	0.00%	0	0.00%
Canvass	0	0.00%	0	0.00%	0	0.00%	0	0.00%	0	0.00%	0	0.00%	0	0.00%
Total	4	0.75%	0	0.00%	2	0.38%	2	0.38%	0	0.00%	0	0.00%	0	0.00%
0061983														
Election Day	0	0.00%	0	0.00%	0	0.00%	0	0.00%	0	0.00%	0	0.00%	0	0.00%
Vote by Mail	0	0.00%	0	0.00%	0	0.00%	0	0.00%	0	0.00%	1	0.31%	0	0.00%
Canvass	0	0.00%	2	28.57%	0	0.00%	0	0.00%	0	0.00%	0	0.00%	0	0.00%
Total	0	0.00%	2	0.57%	0	0.00%	0	0.00%	0	0.00%	1	0.28%	0	0.00%
0062479														
Election Day	0		0		0		0		0		0		0	
Vote by Mail	0	0.00%	0	0.00%	0	0.00%	0	0.00%	0	0.00%	0	0.00%	0	0.00%
Canvass	0		0		0		0		0		0		0	
Total	0	0.00%	0	0.00%	0	0.00%	0	0.00%	0	0.00%	0	0.00%	0	0.00%
0062755														
Election Day	0	0.00%	0	0.00%	0	0.00%	0	0.00%	0	0.00%	0	0.00%	0	0.00%
Vote by Mail	0	0.00%	0	0.00%	2	0.46%	1	0.23%	0	0.00%	0	0.00%	0	0.00%
Canvass	0		0		0		0		0		0		0	
Total	0	0.00%	0	0.00%	2	0.43%	1	0.21%	0	0.00%	0	0.00%	0	0.00%
0063106														
Election Day	0	0.00%	0	0.00%	0	0.00%	0	0.00%	0	0.00%	0	0.00%	0	0.00%
Vote by Mail	1	0.33%	0	0.00%	0	0.00%	2	0.66%	0	0.00%	0	0.00%	0	0.00%
Canvass	0	0.00%	0	0.00%	0	0.00%	0	0.00%	0	0.00%	0	0.00%	0	0.00%
Total	1	0.30%	0	0.00%	0	0.00%	2	0.59%	0	0.00%	0	0.00%	0	0.00%

Precinct	DANIEL MERCURI (REP)		JACQUELINE MCGOWAN (DEM)		DAVID MOORE (NPP)		DAVID ALEXANDER BRAMANTE (REP)		HOLLY L. BAADE (DEM)		ANGELYNE (NPP)		JAMES G. HANINK (NPP)	
0061312														
Election Day	0		0		0		0		0		0		0	
Vote by Mail	0	0.00%	0	0.00%	0	0.00%	0	0.00%	0	0.00%	0	0.00%	0	0.00%
Canvass	0	0.00%	0	0.00%	0	0.00%	0	0.00%	0	0.00%	0	0.00%	0	0.00%
Total	0	0.00%	0	0.00%	0	0.00%	0	0.00%	0	0.00%	0	0.00%	0	0.00%
0061411														
Election Day	0	0.00%	0	0.00%	0	0.00%	0	0.00%	0	0.00%	0	0.00%	0	0.00%
Vote by Mail	0	0.00%	12	2.40%	2	0.40%	1	0.20%	3	0.60%	0	0.00%	0	0.00%
Canvass	0	0.00%	0	0.00%	0	0.00%	0	0.00%	0	0.00%	0	0.00%	0	0.00%
Total	0	0.00%	12	2.26%	2	0.38%	1	0.19%	3	0.57%	0	0.00%	0	0.00%
0061983														
Election Day	0	0.00%	0	0.00%	0	0.00%	0	0.00%	0	0.00%	0	0.00%	0	0.00%
Vote by Mail	0	0.00%	8	2.47%	1	0.31%	0	0.00%	4	1.23%	3	0.93%	1	0.31%
Canvass	0	0.00%	0	0.00%	0	0.00%	0	0.00%	0	0.00%	0	0.00%	0	0.00%
Total	0	0.00%	8	2.27%	1	0.28%	0	0.00%	4	1.13%	3	0.85%	1	0.28%
0062479														
Election Day	0		0		0		0		0		0		0	
Vote by Mail	0	0.00%	0	0.00%	0	0.00%	0	0.00%	0	0.00%	0	0.00%	0	0.00%
Canvass	0		0		0		0		0		0		0	
Total	0	0.00%	0	0.00%	0	0.00%	0	0.00%	0	0.00%	0	0.00%	0	0.00%
0062755														
Election Day	0	0.00%	0	0.00%	0	0.00%	0	0.00%	0	0.00%	0	0.00%	0	0.00%
Vote by Mail	0	0.00%	1	0.23%	2	0.46%	0	0.00%	0	0.00%	0	0.00%	0	0.00%
Canvass	0		0		0		0		0		0		0	
Total	0	0.00%	1	0.21%	2	0.43%	0	0.00%	0	0.00%	0	0.00%	0	0.00%
0063106														
Election Day	0	0.00%	0	0.00%	0	0.00%	0	0.00%	1	3.70%	0	0.00%	0	0.00%
Vote by Mail	0	0.00%	6	1.97%	1	0.33%	0	0.00%	0	0.00%	1	0.33%	0	0.00%
Canvass	0	0.00%	0	0.00%	0	0.00%	0	0.00%	0	0.00%	0	0.00%	0	0.00%
Total	0	0.00%	6	1.78%	1	0.30%	0	0.00%	1	0.30%	1	0.30%	0	0.00%

Precinct	DAVID HILLBERG (REP)		JEFF HEWITT (LIB)		JOHN R. DRAKE (DEM)		LARRY A. ELDER (REP)		KEVIN PAFFRATH (DEM)		ADAM PAPAGAN (NPP)		ARMANDO "MANDO" PEREZ- SERRATO (DEM)	
0061312														
Election Day	0		0		0		0		0		0		0	
Vote by Mail	0	0.00%	0	0.00%	0	0.00%	2	100.00%	0	0.00%	0	0.00%	0	0.00%
Canvass	0	0.00%	0	0.00%	0	0.00%	1	100.00%	0	0.00%	0	0.00%	0	0.00%
Total	0	0.00%	0	0.00%	0	0.00%	3	100.00%	0	0.00%	0	0.00%	0	0.00%
0061411														
Election Day	0	0.00%	0	0.00%	0	0.00%	22	81.48%	2	7.41%	0	0.00%	0	0.00%
Vote by Mail	0	0.00%	6	1.20%	10	2.00%	217	43.40%	39	7.80%	1	0.20%	5	1.00%
Canvass	0	0.00%	0	0.00%	0	0.00%	1	33.33%	0	0.00%	0	0.00%	0	0.00%
Total	0	0.00%	6	1.13%	10	1.89%	240	45.28%	41	7.74%	1	0.19%	5	0.94%
0061983														
Election Day	0	0.00%	0	0.00%	0	0.00%	14	63.64%	1	4.55%	0	0.00%	0	0.00%
Vote by Mail	0	0.00%	5	1.54%	2	0.62%	131	40.43%	46	14.20%	0	0.00%	1	0.31%
Canvass	0	0.00%	0	0.00%	0	0.00%	3	42.86%	0	0.00%	0	0.00%	0	0.00%
Total	0	0.00%	5	1.42%	2	0.57%	148	41.93%	47	13.31%	0	0.00%	1	0.28%
0062479														
Election Day	0		0		0		0		0		0		0	
Vote by Mail	0	0.00%	0	0.00%	0	0.00%	2	100.00%	0	0.00%	0	0.00%	0	0.00%
Canvass	0		0		0		0		0		0		0	
Total	0	0.00%	0	0.00%	0	0.00%	2	100.00%	0	0.00%	0	0.00%	0	0.00%
0062755														
Election Day	0	0.00%	0	0.00%	0	0.00%	22	66.67%	0	0.00%	0	0.00%	1	3.03%
Vote by Mail	0	0.00%	3	0.69%	1	0.23%	284	65.44%	10	2.30%	0	0.00%	0	0.00%
Canvass	0		0		0		0		0		0		0	
Total	0	0.00%	3	0.64%	1	0.21%	306	65.52%	10	2.14%	0	0.00%	1	0.21%
0063106														
Election Day	0	0.00%	0	0.00%	0	0.00%	16	59.26%	2	7.41%	0	0.00%	0	0.00%
Vote by Mail	0	0.00%	0	0.00%	0	0.00%	104	34.10%	55	18.03%	0	0.00%	0	0.00%
Canvass	0	0.00%	0	0.00%	0	0.00%	2	33.33%	1	16.67%	0	0.00%	0	0.00%
Total	0	0.00%	0	0.00%	0	0.00%	122	36.09%	58	17.16%	0	0.00%	0	0.00%

Precinct	JOHN COX (REP)		HEATHER COLLINS (G-P)		DANIEL WATTS (DEM)		NICKOLAS WILDSTAR (REP)		SARAH STEPHENS (REP)		DENVER STONER (REP)		JOE M. SYMMON (REP)	
0061312														
Election Day	0		0		0		0		0		0		0	
Vote by Mail	0	0.00%	0	0.00%	0	0.00%	0	0.00%	0	0.00%	0	0.00%	0	0.00%
Canvass	0	0.00%	0	0.00%	0	0.00%	0	0.00%	0	0.00%	0	0.00%	0	0.00%
Total	0	0.00%	0	0.00%	0	0.00%	0	0.00%	0	0.00%	0	0.00%	0	0.00%
0061411														
Election Day	0	0.00%	0	0.00%	0	0.00%	0	0.00%	0	0.00%	0	0.00%	0	0.00%
Vote by Mail	17	3.40%	3	0.60%	14	2.80%	0	0.00%	2	0.40%	0	0.00%	0	0.00%
Canvass	0	0.00%	0	0.00%	0	0.00%	0	0.00%	0	0.00%	0	0.00%	0	0.00%
Total	17	3.21%	3	0.57%	14	2.64%	0	0.00%	2	0.38%	0	0.00%	0	0.00%
0061983														
Election Day	0	0.00%	0	0.00%	0	0.00%	0	0.00%	0	0.00%	0	0.00%	0	0.00%
Vote by Mail	11	3.40%	4	1.23%	12	3.70%	0	0.00%	1	0.31%	0	0.00%	0	0.00%
Canvass	0	0.00%	0	0.00%	1	14.29%	0	0.00%	0	0.00%	0	0.00%	0	0.00%
Total	11	3.12%	4	1.13%	13	3.68%	0	0.00%	1	0.28%	0	0.00%	0	0.00%
0062479														
Election Day	0		0		0		0		0		0		0	
Vote by Mail	0	0.00%	0	0.00%	0	0.00%	0	0.00%	0	0.00%	0	0.00%	0	0.00%
Canvass	0		0		0		0		0		0		0	
Total	0	0.00%	0	0.00%	0	0.00%	0	0.00%	0	0.00%	0	0.00%	0	0.00%
0062755														
Election Day	1	3.03%	0	0.00%	0	0.00%	0	0.00%	0	0.00%	0	0.00%	0	0.00%
Vote by Mail	19	4.38%	0	0.00%	3	0.69%	0	0.00%	0	0.00%	1	0.23%	0	0.00%
Canvass	0		0		0		0		0		0		0	
Total	20	4.28%	0	0.00%	3	0.64%	0	0.00%	0	0.00%	1	0.21%	0	0.00%
0063106														
Election Day	0	0.00%	0	0.00%	0	0.00%	0	0.00%	0	0.00%	0	0.00%	0	0.00%
Vote by Mail	14	4.59%	2	0.66%	3	0.98%	0	0.00%	0	0.00%	0	0.00%	0	0.00%
Canvass	0	0.00%	0	0.00%	0	0.00%	0	0.00%	0	0.00%	0	0.00%	0	0.00%
Total	14	4.14%	2	0.59%	3	0.89%	0	0.00%	0	0.00%	0	0.00%	0	0.00%

Precinct	MAJOR SINGH (NPP)		DOUG OSE (REP)		Write-in		Total Votes	ROXANNE Qualified Write In		STACY SMITH Qualified Write In		MAJOR WILLIAMS Qualified Write In	
0061312													
Election Day	0		0		0		0	0		0		0	
Vote by Mail	0	0.00%	0	0.00%	0	0.00%	2	0	0.00%	0	0.00%	0	0.00%
Canvass	0	0.00%	0	0.00%	0	0.00%	1	0	0.00%	0	0.00%	0	0.00%
Total	0	0.00%	0	0.00%	0	0.00%	3	0	0.00%	0	0.00%	0	0.00%
0061411													
Election Day	0	0.00%	0	0.00%	0	0.00%	27	0	0.00%	0	0.00%	0	0.00%
Vote by Mail	3	0.60%	3	0.60%	2	0.40%	500	0	0.00%	0	0.00%	2	0.40%
Canvass	0	0.00%	0	0.00%	0	0.00%	3	0	0.00%	0	0.00%	0	0.00%
Total	3	0.57%	3	0.57%	2	0.38%	530	0	0.00%	0	0.00%	2	0.38%
0061983													
Election Day	0	0.00%	0	0.00%	0	0.00%	22	0	0.00%	0	0.00%	0	0.00%
Vote by Mail	0	0.00%	6	1.85%	1	0.31%	324	0	0.00%	0	0.00%	1	0.31%
Canvass	0	0.00%	0	0.00%	0	0.00%	7	0	0.00%	0	0.00%	0	0.00%
Total	0	0.00%	6	1.70%	1	0.28%	353	0	0.00%	0	0.00%	1	0.28%
0062479													
Election Day	0		0		0		0	0		0		0	
Vote by Mail	0	0.00%	0	0.00%	0	0.00%	2	0	0.00%	0	0.00%	0	0.00%
Canvass	0		0		0		0	0		0		0	
Total	0	0.00%	0	0.00%	0	0.00%	2	0	0.00%	0	0.00%	0	0.00%
0062755													
Election Day	0	0.00%	0	0.00%	0	0.00%	33	0	0.00%	0	0.00%	0	0.00%
Vote by Mail	0	0.00%	9	2.07%	0	0.00%	434	0	0.00%	0	0.00%	0	0.00%
Canvass	0		0		0		0	0		0		0	
Total	0	0.00%	9	1.93%	0	0.00%	467	0	0.00%	0	0.00%	0	0.00%
0063106													
Election Day	1	3.70%	0	0.00%	1	3.70%	27	0	0.00%	0	0.00%	1	3.70%
Vote by Mail	1	0.33%	0	0.00%	0	0.00%	305	0	0.00%	0	0.00%	0	0.00%
Canvass	1	16.67%	0	0.00%	0	0.00%	6	0	0.00%	0	0.00%	0	0.00%
Total	3	0.89%	0	0.00%	1	0.30%	338	0	0.00%	0	0.00%	1	0.30%

Precinct	THUY E. HUGENS Qualified Write In		MIKI HABRYN Qualified Write In		VINCE LUNDGREN Qualified Write In		VIVEK B. MOHAN Qualified Write In	
0061312								
Election Day	0		0		0		0	
Vote by Mail	0	0.00%	0	0.00%	0	0.00%	0	0.00%
Canvass	0	0.00%	0	0.00%	0	0.00%	0	0.00%
Total	0	0.00%	0	0.00%	0	0.00%	0	0.00%
0061411								
Election Day	0	0.00%	0	0.00%	0	0.00%	0	0.00%
Vote by Mail	0	0.00%	0	0.00%	0	0.00%	0	0.00%
Canvass	0	0.00%	0	0.00%	0	0.00%	0	0.00%
Total	0	0.00%	0	0.00%	0	0.00%	0	0.00%
0061983								
Election Day	0	0.00%	0	0.00%	0	0.00%	0	0.00%
Vote by Mail	0	0.00%	0	0.00%	0	0.00%	0	0.00%
Canvass	0	0.00%	0	0.00%	0	0.00%	0	0.00%
Total	0	0.00%	0	0.00%	0	0.00%	0	0.00%
0062479								
Election Day	0		0		0		0	
Vote by Mail	0	0.00%	0	0.00%	0	0.00%	0	0.00%
Canvass	0		0		0		0	
Total	0	0.00%	0	0.00%	0	0.00%	0	0.00%
0062755								
Election Day	0	0.00%	0	0.00%	0	0.00%	0	0.00%
Vote by Mail	0	0.00%	0	0.00%	0	0.00%	0	0.00%
Canvass	0		0		0		0	
Total	0	0.00%	0	0.00%	0	0.00%	0	0.00%
0063106								
Election Day	0	0.00%	0	0.00%	0	0.00%	0	0.00%
Vote by Mail	0	0.00%	0	0.00%	0	0.00%	0	0.00%
Canvass	0	0.00%	0	0.00%	0	0.00%	0	0.00%
Total	0	0.00%	0	0.00%	0	0.00%	0	0.00%

Precinct	Times Cast	Registered Voters	Undervotes	Overvotes
0063403				
Election Day	0	0	0	0
Vote by Mail	0	0	0	0
Canvass	0	0	0	0
Total	0	0	0	0
0063814				
Election Day	35	1,480	3	0
Vote by Mail	1,097	1,480	285	0
Canvass	4	1,480	1	0
Total	1,136	1,480	289	0
0064012				
Election Day	35	1,563	2	0
Vote by Mail	960	1,563	388	1
Canvass	9	1,563	3	0
Total	1,004	1,563	393	1
0064230				
Election Day	34	1,372	3	0
Vote by Mail	834	1,372	356	0
Canvass	4	1,372	0	0
Total	872	1,372	359	0
0064286				
Election Day	37	1,710	3	0
Vote by Mail	1,121	1,710	398	3
Canvass	4	1,710	0	0
Total	1,162	1,710	401	3
0064427				
Election Day	35	1,427	5	0
Vote by Mail	891	1,427	380	3
Canvass	7	1,427	1	0
Total	933	1,427	386	3

Precinct	DAN KAPELOVITZ (G-P)		KEVIN K. KAUL (NPP)	
0063403				
Election Day	0		0	
Vote by Mail	0		0	
Canvass	0		0	
Total	0		0	
0063814				
Election Day	0	0.00%	0	0.00%
Vote by Mail	0	0.00%	2	0.25%
Canvass	0	0.00%	0	0.00%
Total	0	0.00%	2	0.24%
0064012				
Election Day	0	0.00%	0	0.00%
Vote by Mail	1	0.18%	0	0.00%
Canvass	0	0.00%	0	0.00%
Total	1	0.16%	0	0.00%
0064230				
Election Day	0	0.00%	0	0.00%
Vote by Mail	0	0.00%	0	0.00%
Canvass	0	0.00%	0	0.00%
Total	0	0.00%	0	0.00%
0064286				
Election Day	0	0.00%	0	0.00%
Vote by Mail	6	0.83%	0	0.00%
Canvass	0	0.00%	0	0.00%
Total	6	0.79%	0	0.00%
0064427				
Election Day	0	0.00%	0	0.00%
Vote by Mail	6	1.18%	1	0.20%
Canvass	0	0.00%	0	0.00%
Total	6	1.10%	1	0.18%

Precinct	CHAUNCEY "SLIM" KILLENS (REP)		KEVIN KILEY (REP)		PATRICK KILPATRICK (DEM)		ANTHONY TRIMINO (REP)		JOEL VENTRESCA (DEM)		KEVIN L. FAULCONER (REP)		RHONDA FURIN (REP)	
0063403														
Election Day	0		0		0		0		0		0		0	
Vote by Mail	0		0		0		0		0		0		0	
Canvass	0		0		0		0		0		0		0	
Total	0		0		0		0		0		0		0	
0063814														
Election Day	0	0.00%	4	12.50%	0	0.00%	0	0.00%	0	0.00%	1	3.13%	0	0.00%
Vote by Mail	1	0.12%	65	8.00%	2	0.25%	1	0.12%	2	0.25%	79	9.73%	1	0.12%
Canvass	0	0.00%	0	0.00%	0	0.00%	0	0.00%	0	0.00%	0	0.00%	0	0.00%
Total	1	0.12%	69	8.15%	2	0.24%	1	0.12%	2	0.24%	80	9.45%	1	0.12%
0064012														
Election Day	0	0.00%	0	0.00%	1	3.03%	0	0.00%	0	0.00%	0	0.00%	0	0.00%
Vote by Mail	0	0.00%	36	6.30%	1	0.18%	4	0.70%	19	3.33%	42	7.36%	2	0.35%
Canvass	0	0.00%	1	16.67%	0	0.00%	0	0.00%	0	0.00%	0	0.00%	0	0.00%
Total	0	0.00%	37	6.07%	2	0.33%	4	0.66%	19	3.11%	42	6.89%	2	0.33%
0064230														
Election Day	0	0.00%	1	3.23%	0	0.00%	0	0.00%	0	0.00%	2	6.45%	0	0.00%
Vote by Mail	1	0.21%	26	5.44%	4	0.84%	0	0.00%	7	1.46%	40	8.37%	0	0.00%
Canvass	0	0.00%	0	0.00%	0	0.00%	0	0.00%	0	0.00%	0	0.00%	0	0.00%
Total	1	0.19%	27	5.26%	4	0.78%	0	0.00%	7	1.36%	42	8.19%	0	0.00%
0064286														
Election Day	0	0.00%	0	0.00%	0	0.00%	0	0.00%	0	0.00%	0	0.00%	0	0.00%
Vote by Mail	0	0.00%	36	5.00%	7	0.97%	0	0.00%	11	1.53%	63	8.75%	0	0.00%
Canvass	0	0.00%	0	0.00%	0	0.00%	0	0.00%	0	0.00%	0	0.00%	0	0.00%
Total	0	0.00%	36	4.75%	7	0.92%	0	0.00%	11	1.45%	63	8.31%	0	0.00%
0064427														
Election Day	0	0.00%	4	13.33%	0	0.00%	0	0.00%	0	0.00%	1	3.33%	0	0.00%
Vote by Mail	0	0.00%	30	5.91%	7	1.38%	2	0.39%	11	2.17%	45	8.86%	0	0.00%
Canvass	0	0.00%	0	0.00%	0	0.00%	0	0.00%	0	0.00%	0	0.00%	0	0.00%
Total	0	0.00%	34	6.25%	7	1.29%	2	0.37%	11	2.02%	46	8.46%	0	0.00%

Precinct	ROBERT C. NEWMAN II (REP)		DENNIS RICHTER (NPP)		BRANDON M. ROSS (DEM)		SAM L. GALLUCCI (REP)		TED GAINES (REP)		CAITLYN JENNER (REP)		LEO S. ZACKY (REP)	
0063403														
Election Day	0		0		0		0		0		0		0	
Vote by Mail	0		0		0		0		0		0		0	
Canvass	0		0		0		0		0		0		0	
Total	0		0		0		0		0		0		0	
0063814														
Election Day	0	0.00%	0	0.00%	0	0.00%	0	0.00%	0	0.00%	0	0.00%	0	0.00%
Vote by Mail	1	0.12%	1	0.12%	22	2.71%	0	0.00%	15	1.85%	9	1.11%	0	0.00%
Canvass	0	0.00%	0	0.00%	0	0.00%	0	0.00%	0	0.00%	0	0.00%	0	0.00%
Total	1	0.12%	1	0.12%	22	2.60%	0	0.00%	15	1.77%	9	1.06%	0	0.00%
0064012														
Election Day	0	0.00%	0	0.00%	1	3.03%	0	0.00%	0	0.00%	0	0.00%	0	0.00%
Vote by Mail	3	0.53%	1	0.18%	46	8.06%	2	0.35%	6	1.05%	9	1.58%	0	0.00%
Canvass	0	0.00%	0	0.00%	1	16.67%	0	0.00%	0	0.00%	0	0.00%	0	0.00%
Total	3	0.49%	1	0.16%	48	7.87%	2	0.33%	6	0.98%	9	1.48%	0	0.00%
0064230														
Election Day	0	0.00%	0	0.00%	1	3.23%	0	0.00%	0	0.00%	0	0.00%	0	0.00%
Vote by Mail	0	0.00%	0	0.00%	37	7.74%	0	0.00%	3	0.63%	7	1.46%	0	0.00%
Canvass	0	0.00%	0	0.00%	0	0.00%	0	0.00%	1	25.00%	0	0.00%	0	0.00%
Total	0	0.00%	0	0.00%	38	7.41%	0	0.00%	4	0.78%	7	1.36%	0	0.00%
0064286														
Election Day	0	0.00%	0	0.00%	1	2.94%	0	0.00%	0	0.00%	1	2.94%	0	0.00%
Vote by Mail	1	0.14%	1	0.14%	37	5.14%	2	0.28%	7	0.97%	8	1.11%	0	0.00%
Canvass	0	0.00%	0	0.00%	0	0.00%	0	0.00%	0	0.00%	0	0.00%	0	0.00%
Total	1	0.13%	1	0.13%	38	5.01%	2	0.26%	7	0.92%	9	1.19%	0	0.00%
0064427														
Election Day	0	0.00%	0	0.00%	3	10.00%	0	0.00%	0	0.00%	0	0.00%	0	0.00%
Vote by Mail	0	0.00%	0	0.00%	27	5.31%	0	0.00%	8	1.57%	5	0.98%	0	0.00%
Canvass	0	0.00%	0	0.00%	0	0.00%	0	0.00%	0	0.00%	0	0.00%	0	0.00%
Total	0	0.00%	0	0.00%	30	5.51%	0	0.00%	8	1.47%	5	0.92%	0	0.00%

Precinct	JENNY RAE LE ROUX (REP)		DAVID LOZANO (REP)		STEVE CHAVEZ LODGE (REP)		MICHAEL LOEBBS (NPP)		DENIS LUCEY (NPP)		DIEGO MARTINEZ (REP)		JEREMIAH "JEREMY" MARCINIAK (NPP)	
0063403														
Election Day	0		0		0		0		0		0		0	
Vote by Mail	0		0		0		0		0		0		0	
Canvass	0		0		0		0		0		0		0	
Total	0		0		0		0		0		0		0	
0063814														
Election Day	0	0.00%	0	0.00%	0	0.00%	0	0.00%	0	0.00%	0	0.00%	0	0.00%
Vote by Mail	0	0.00%	0	0.00%	1	0.12%	0	0.00%	0	0.00%	0	0.00%	0	0.00%
Canvass	0	0.00%	0	0.00%	0	0.00%	0	0.00%	0	0.00%	0	0.00%	0	0.00%
Total	0	0.00%	0	0.00%	1	0.12%	0	0.00%	0	0.00%	0	0.00%	0	0.00%
0064012														
Election Day	0	0.00%	0	0.00%	0	0.00%	0	0.00%	0	0.00%	0	0.00%	0	0.00%
Vote by Mail	1	0.18%	0	0.00%	0	0.00%	2	0.35%	1	0.18%	0	0.00%	0	0.00%
Canvass	0	0.00%	0	0.00%	0	0.00%	0	0.00%	0	0.00%	0	0.00%	0	0.00%
Total	1	0.16%	0	0.00%	0	0.00%	2	0.33%	1	0.16%	0	0.00%	0	0.00%
0064230														
Election Day	0	0.00%	0	0.00%	0	0.00%	0	0.00%	0	0.00%	0	0.00%	0	0.00%
Vote by Mail	1	0.21%	1	0.21%	3	0.63%	1	0.21%	0	0.00%	1	0.21%	1	0.21%
Canvass	0	0.00%	0	0.00%	0	0.00%	0	0.00%	0	0.00%	0	0.00%	0	0.00%
Total	1	0.19%	1	0.19%	3	0.58%	1	0.19%	0	0.00%	1	0.19%	1	0.19%
0064286														
Election Day	0	0.00%	0	0.00%	0	0.00%	0	0.00%	0	0.00%	1	2.94%	0	0.00%
Vote by Mail	2	0.28%	2	0.28%	3	0.42%	1	0.14%	0	0.00%	0	0.00%	0	0.00%
Canvass	0	0.00%	0	0.00%	0	0.00%	0	0.00%	0	0.00%	0	0.00%	0	0.00%
Total	2	0.26%	2	0.26%	3	0.40%	1	0.13%	0	0.00%	1	0.13%	0	0.00%
0064427														
Election Day	0	0.00%	0	0.00%	0	0.00%	0	0.00%	0	0.00%	0	0.00%	0	0.00%
Vote by Mail	1	0.20%	0	0.00%	0	0.00%	6	1.18%	0	0.00%	0	0.00%	0	0.00%
Canvass	0	0.00%	0	0.00%	0	0.00%	0	0.00%	0	0.00%	0	0.00%	0	0.00%
Total	1	0.18%	0	0.00%	0	0.00%	6	1.10%	0	0.00%	0	0.00%	0	0.00%

Precinct	DANIEL MERCURI (REP)		JACQUELINE MCGOWAN (DEM)		DAVID MOORE (NPP)		DAVID ALEXANDER BRAMANTE (REP)		HOLLY L. BAADE (DEM)		ANGELYNE (NPP)		JAMES G. HANINK (NPP)	
0063403														
Election Day	0		0		0		0		0		0		0	
Vote by Mail	0		0		0		0		0		0		0	
Canvass	0		0		0		0		0		0		0	
Total	0		0		0		0		0		0		0	
0063814														
Election Day	0	0.00%	0	0.00%	0	0.00%	0	0.00%	0	0.00%	0	0.00%	0	0.00%
Vote by Mail	0	0.00%	7	0.86%	0	0.00%	0	0.00%	4	0.49%	0	0.00%	0	0.00%
Canvass	0	0.00%	0	0.00%	0	0.00%	0	0.00%	0	0.00%	0	0.00%	0	0.00%
Total	0	0.00%	7	0.83%	0	0.00%	0	0.00%	4	0.47%	0	0.00%	0	0.00%
0064012														
Election Day	0	0.00%	0	0.00%	0	0.00%	0	0.00%	0	0.00%	0	0.00%	0	0.00%
Vote by Mail	0	0.00%	22	3.85%	0	0.00%	4	0.70%	3	0.53%	1	0.18%	1	0.18%
Canvass	0	0.00%	0	0.00%	0	0.00%	0	0.00%	0	0.00%	0	0.00%	0	0.00%
Total	0	0.00%	22	3.61%	0	0.00%	4	0.66%	3	0.49%	1	0.16%	1	0.16%
0064230														
Election Day	0	0.00%	0	0.00%	0	0.00%	0	0.00%	0	0.00%	0	0.00%	0	0.00%
Vote by Mail	0	0.00%	14	2.93%	1	0.21%	0	0.00%	5	1.05%	0	0.00%	2	0.42%
Canvass	0	0.00%	0	0.00%	0	0.00%	0	0.00%	0	0.00%	0	0.00%	0	0.00%
Total	0	0.00%	14	2.73%	1	0.19%	0	0.00%	5	0.97%	0	0.00%	2	0.39%
0064286														
Election Day	0	0.00%	0	0.00%	0	0.00%	1	2.94%	0	0.00%	0	0.00%	0	0.00%
Vote by Mail	2	0.28%	15	2.08%	1	0.14%	1	0.14%	3	0.42%	1	0.14%	1	0.14%
Canvass	0	0.00%	1	25.00%	0	0.00%	0	0.00%	0	0.00%	0	0.00%	0	0.00%
Total	2	0.26%	16	2.11%	1	0.13%	2	0.26%	3	0.40%	1	0.13%	1	0.13%
0064427														
Election Day	0	0.00%	0	0.00%	0	0.00%	0	0.00%	0	0.00%	0	0.00%	0	0.00%
Vote by Mail	0	0.00%	6	1.18%	0	0.00%	0	0.00%	2	0.39%	1	0.20%	0	0.00%
Canvass	0	0.00%	0	0.00%	0	0.00%	0	0.00%	0	0.00%	0	0.00%	0	0.00%
Total	0	0.00%	6	1.10%	0	0.00%	0	0.00%	2	0.37%	1	0.18%	0	0.00%

Precinct	DAVID HILLBERG (REP)		JEFF HEWITT (LIB)		JOHN R. DRAKE (DEM)		LARRY A. ELDER (REP)		KEVIN PAFFRATH (DEM)		ADAM PAPAGAN (NPP)		ARMANDO "MANDO" PEREZ- SERRATO (DEM)	
0063403														
Election Day	0		0		0		0		0		0		0	
Vote by Mail	0		0		0		0		0		0		0	
Canvass	0		0		0		0		0		0		0	
Total	0		0		0		0		0		0		0	
0063814														
Election Day	0	0.00%	0	0.00%	0	0.00%	27	84.38%	0	0.00%	0	0.00%	0	0.00%
Vote by Mail	0	0.00%	2	0.25%	0	0.00%	527	64.90%	24	2.96%	2	0.25%	0	0.00%
Canvass	0	0.00%	0	0.00%	0	0.00%	3	100.00%	0	0.00%	0	0.00%	0	0.00%
Total	0	0.00%	2	0.24%	0	0.00%	557	65.76%	24	2.83%	2	0.24%	0	0.00%
0064012														
Election Day	0	0.00%	0	0.00%	0	0.00%	30	90.91%	0	0.00%	0	0.00%	0	0.00%
Vote by Mail	0	0.00%	8	1.40%	0	0.00%	255	44.66%	50	8.76%	0	0.00%	2	0.35%
Canvass	0	0.00%	0	0.00%	0	0.00%	4	66.67%	0	0.00%	0	0.00%	0	0.00%
Total	0	0.00%	8	1.31%	0	0.00%	289	47.38%	50	8.20%	0	0.00%	2	0.33%
0064230														
Election Day	0	0.00%	0	0.00%	0	0.00%	26	83.87%	1	3.23%	0	0.00%	0	0.00%
Vote by Mail	0	0.00%	0	0.00%	0	0.00%	230	48.12%	55	11.51%	0	0.00%	0	0.00%
Canvass	0	0.00%	0	0.00%	0	0.00%	3	75.00%	0	0.00%	0	0.00%	0	0.00%
Total	0	0.00%	0	0.00%	0	0.00%	259	50.49%	56	10.92%	0	0.00%	0	0.00%
0064286														
Election Day	0	0.00%	0	0.00%	0	0.00%	30	88.24%	0	0.00%	0	0.00%	0	0.00%
Vote by Mail	0	0.00%	7	0.97%	2	0.28%	377	52.36%	68	9.44%	2	0.28%	0	0.00%
Canvass	0	0.00%	0	0.00%	0	0.00%	2	50.00%	1	25.00%	0	0.00%	0	0.00%
Total	0	0.00%	7	0.92%	2	0.26%	409	53.96%	69	9.10%	2	0.26%	0	0.00%
0064427														
Election Day	0	0.00%	1	3.33%	0	0.00%	18	60.00%	1	3.33%	0	0.00%	0	0.00%
Vote by Mail	0	0.00%	3	0.59%	2	0.39%	244	48.03%	49	9.65%	0	0.00%	8	1.57%
Canvass	0	0.00%	0	0.00%	0	0.00%	2	33.33%	2	33.33%	0	0.00%	0	0.00%
Total	0	0.00%	4	0.74%	2	0.37%	264	48.53%	52	9.56%	0	0.00%	8	1.47%

Precinct	JOHN COX (REP)		HEATHER COLLINS (G-P)		DANIEL WATTS (DEM)		NICKOLAS WILDSTAR (REP)		SARAH STEPHENS (REP)		DENVER STONER (REP)		JOE M. SYMMON (REP)	
0063403														
Election Day	0		0		0		0		0		0		0	
Vote by Mail	0		0		0		0		0		0		0	
Canvass	0		0		0		0		0		0		0	
Total	0		0		0		0		0		0		0	
0063814														
Election Day	0	0.00%	0	0.00%	0	0.00%	0	0.00%	0	0.00%	0	0.00%	0	0.00%
Vote by Mail	27	3.33%	0	0.00%	6	0.74%	0	0.00%	0	0.00%	2	0.25%	0	0.00%
Canvass	0	0.00%	0	0.00%	0	0.00%	0	0.00%	0	0.00%	0	0.00%	0	0.00%
Total	27	3.19%	0	0.00%	6	0.71%	0	0.00%	0	0.00%	2	0.24%	0	0.00%
0064012														
Election Day	1	3.03%	0	0.00%	0	0.00%	0	0.00%	0	0.00%	0	0.00%	0	0.00%
Vote by Mail	27	4.73%	1	0.18%	11	1.93%	0	0.00%	0	0.00%	1	0.18%	0	0.00%
Canvass	0	0.00%	0	0.00%	0	0.00%	0	0.00%	0	0.00%	0	0.00%	0	0.00%
Total	28	4.59%	1	0.16%	11	1.80%	0	0.00%	0	0.00%	1	0.16%	0	0.00%
0064230														
Election Day	0	0.00%	0	0.00%	0	0.00%	0	0.00%	0	0.00%	0	0.00%	0	0.00%
Vote by Mail	11	2.30%	3	0.63%	16	3.35%	0	0.00%	1	0.21%	0	0.00%	0	0.00%
Canvass	0	0.00%	0	0.00%	0	0.00%	0	0.00%	0	0.00%	0	0.00%	0	0.00%
Total	11	2.14%	3	0.58%	16	3.12%	0	0.00%	1	0.19%	0	0.00%	0	0.00%
0064286														
Election Day	0	0.00%	0	0.00%	0	0.00%	0	0.00%	0	0.00%	0	0.00%	0	0.00%
Vote by Mail	25	3.47%	1	0.14%	14	1.94%	0	0.00%	1	0.14%	0	0.00%	0	0.00%
Canvass	0	0.00%	0	0.00%	0	0.00%	0	0.00%	0	0.00%	0	0.00%	0	0.00%
Total	25	3.30%	1	0.13%	14	1.85%	0	0.00%	1	0.13%	0	0.00%	0	0.00%
0064427														
Election Day	0	0.00%	0	0.00%	1	3.33%	0	0.00%	0	0.00%	0	0.00%	0	0.00%
Vote by Mail	14	2.76%	1	0.20%	19	3.74%	0	0.00%	1	0.20%	1	0.20%	0	0.00%
Canvass	0	0.00%	0	0.00%	0	0.00%	1	16.67%	0	0.00%	0	0.00%	0	0.00%
Total	14	2.57%	1	0.18%	20	3.68%	1	0.18%	1	0.18%	1	0.18%	0	0.00%

Precinct	MAJOR SINGH (NPP)		DOUG OSE (REP)		Write-in		Total Votes	ROXANNE Qualified Write In		STACY SMITH Qualified Write In		MAJOR WILLIAMS Qualified Write In	
0063403													
Election Day	0		0		0		0	0		0		0	
Vote by Mail	0		0		0		0	0		0		0	
Canvass	0		0		0		0	0		0		0	
Total	0		0		0		0	0		0		0	
0063814													
Election Day	0	0.00%	0	0.00%	0	0.00%	32	0	0.00%	0	0.00%	0	0.00%
Vote by Mail	1	0.12%	7	0.86%	1	0.12%	812	0	0.00%	0	0.00%	1	0.12%
Canvass	0	0.00%	0	0.00%	0	0.00%	3	0	0.00%	0	0.00%	0	0.00%
Total	1	0.12%	7	0.83%	1	0.12%	847	0	0.00%	0	0.00%	1	0.12%
0064012													
Election Day	0	0.00%	0	0.00%	0	0.00%	33	0	0.00%	0	0.00%	0	0.00%
Vote by Mail	5	0.88%	4	0.70%	0	0.00%	571	0	0.00%	0	0.00%	0	0.00%
Canvass	0	0.00%	0	0.00%	0	0.00%	6	0	0.00%	0	0.00%	0	0.00%
Total	5	0.82%	4	0.66%	0	0.00%	610	0	0.00%	0	0.00%	0	0.00%
0064230													
Election Day	0	0.00%	0	0.00%	0	0.00%	31	0	0.00%	0	0.00%	0	0.00%
Vote by Mail	3	0.63%	4	0.84%	0	0.00%	478	0	0.00%	0	0.00%	0	0.00%
Canvass	0	0.00%	0	0.00%	0	0.00%	4	0	0.00%	0	0.00%	0	0.00%
Total	3	0.58%	4	0.78%	0	0.00%	513	0	0.00%	0	0.00%	0	0.00%
0064286													
Election Day	0	0.00%	0	0.00%	0	0.00%	34	0	0.00%	0	0.00%	0	0.00%
Vote by Mail	0	0.00%	10	1.39%	2	0.28%	720	0	0.00%	0	0.00%	2	0.28%
Canvass	0	0.00%	0	0.00%	0	0.00%	4	0	0.00%	0	0.00%	0	0.00%
Total	0	0.00%	10	1.32%	2	0.26%	758	0	0.00%	0	0.00%	2	0.26%
0064427													
Election Day	1	3.33%	0	0.00%	0	0.00%	30	0	0.00%	0	0.00%	0	0.00%
Vote by Mail	5	0.98%	3	0.59%	0	0.00%	508	0	0.00%	0	0.00%	0	0.00%
Canvass	1	16.67%	0	0.00%	0	0.00%	6	0	0.00%	0	0.00%	0	0.00%
Total	7	1.29%	3	0.55%	0	0.00%	544	0	0.00%	0	0.00%	0	0.00%

Precinct	THUY E. HUGENS Qualified Write In		MIKI HABRYN Qualified Write In		VINCE LUNDGREN Qualified Write In		VIVEK B. MOHAN Qualified Write In	
0063403								
Election Day	0		0		0		0	
Vote by Mail	0		0		0		0	
Canvass	0		0		0		0	
Total	0		0		0		0	
0063814								
Election Day	0	0.00%	0	0.00%	0	0.00%	0	0.00%
Vote by Mail	0	0.00%	0	0.00%	0	0.00%	0	0.00%
Canvass	0	0.00%	0	0.00%	0	0.00%	0	0.00%
Total	0	0.00%	0	0.00%	0	0.00%	0	0.00%
0064012								
Election Day	0	0.00%	0	0.00%	0	0.00%	0	0.00%
Vote by Mail	0	0.00%	0	0.00%	0	0.00%	0	0.00%
Canvass	0	0.00%	0	0.00%	0	0.00%	0	0.00%
Total	0	0.00%	0	0.00%	0	0.00%	0	0.00%
0064230								
Election Day	0	0.00%	0	0.00%	0	0.00%	0	0.00%
Vote by Mail	0	0.00%	0	0.00%	0	0.00%	0	0.00%
Canvass	0	0.00%	0	0.00%	0	0.00%	0	0.00%
Total	0	0.00%	0	0.00%	0	0.00%	0	0.00%
0064286								
Election Day	0	0.00%	0	0.00%	0	0.00%	0	0.00%
Vote by Mail	0	0.00%	0	0.00%	0	0.00%	0	0.00%
Canvass	0	0.00%	0	0.00%	0	0.00%	0	0.00%
Total	0	0.00%	0	0.00%	0	0.00%	0	0.00%
0064427								
Election Day	0	0.00%	0	0.00%	0	0.00%	0	0.00%
Vote by Mail	0	0.00%	0	0.00%	0	0.00%	0	0.00%
Canvass	0	0.00%	0	0.00%	0	0.00%	0	0.00%
Total	0	0.00%	0	0.00%	0	0.00%	0	0.00%

Precinct	Times Cast	Registered Voters	Undervotes	Overvotes
0064541				
Election Day	40	1,630	4	0
Vote by Mail	1,099	1,630	422	3
Canvass	7	1,630	1	0
Total	1,146	1,630	427	3
0066532				
Election Day	29	1,758	3	0
Vote by Mail	1,458	1,758	418	0
Canvass	1	1,758	0	0
Total	1,488	1,758	421	0
0066741				
Election Day	27	1,656	2	0
Vote by Mail	1,279	1,656	366	2
Canvass	2	1,656	1	0
Total	1,308	1,656	369	2
0067723				
Election Day	126	1,584	4	0
Vote by Mail	1,126	1,584	236	1
Canvass	6	1,584	1	0
Total	1,258	1,584	241	1
0069964				
Election Day	55	1,407	0	0
Vote by Mail	965	1,407	182	1
Canvass	2	1,407	0	0
Total	1,022	1,407	182	1
0071126				
Election Day	5	121	0	0
Vote by Mail	79	121	21	0
Canvass	2	121	0	0
Total	86	121	21	0

Precinct	DAN KAPELOVITZ (G-P)		KEVIN K. KAUL (NPP)	
0064541				
Election Day	0	0.00%	1	2.78%
Vote by Mail	3	0.45%	0	0.00%
Canvass	0	0.00%	0	0.00%
Total	3	0.42%	1	0.14%
0066532				
Election Day	0	0.00%	0	0.00%
Vote by Mail	1	0.10%	0	0.00%
Canvass	0	0.00%	0	0.00%
Total	1	0.09%	0	0.00%
0066741				
Election Day	0	0.00%	0	0.00%
Vote by Mail	4	0.44%	0	0.00%
Canvass	0	0.00%	0	0.00%
Total	4	0.43%	0	0.00%
0067723				
Election Day	0	0.00%	0	0.00%
Vote by Mail	3	0.34%	0	0.00%
Canvass	0	0.00%	0	0.00%
Total	3	0.30%	0	0.00%
0069964				
Election Day	0	0.00%	0	0.00%
Vote by Mail	0	0.00%	2	0.26%
Canvass	0	0.00%	0	0.00%
Total	0	0.00%	2	0.24%
0071126				
Election Day	0	0.00%	0	0.00%
Vote by Mail	0	0.00%	0	0.00%
Canvass	0	0.00%	0	0.00%
Total	0	0.00%	0	0.00%

Precinct	CHAUNCEY "SLIM" KILLENS (REP)		KEVIN KILEY (REP)		PATRICK KILPATRICK (DEM)		ANTHONY TRIMINO (REP)		JOEL VENTRESCA (DEM)		KEVIN L. FAULCONER (REP)		RHONDA FURIN (REP)	
0064541														
Election Day	0	0.00%	4	11.11%	0	0.00%	0	0.00%	0	0.00%	1	2.78%	0	0.00%
Vote by Mail	0	0.00%	40	5.93%	7	1.04%	1	0.15%	13	1.93%	71	10.53%	0	0.00%
Canvass	0	0.00%	0	0.00%	0	0.00%	0	0.00%	0	0.00%	0	0.00%	0	0.00%
Total	0	0.00%	44	6.15%	7	0.98%	1	0.14%	13	1.82%	72	10.06%	0	0.00%
0066532														
Election Day	0	0.00%	0	0.00%	0	0.00%	0	0.00%	0	0.00%	1	3.85%	0	0.00%
Vote by Mail	0	0.00%	64	6.15%	2	0.19%	0	0.00%	4	0.38%	108	10.38%	0	0.00%
Canvass	0	0.00%	0	0.00%	0	0.00%	0	0.00%	0	0.00%	0	0.00%	0	0.00%
Total	0	0.00%	64	6.00%	2	0.19%	0	0.00%	4	0.37%	109	10.22%	0	0.00%
0066741														
Election Day	0	0.00%	2	8.00%	0	0.00%	0	0.00%	0	0.00%	1	4.00%	0	0.00%
Vote by Mail	0	0.00%	69	7.57%	3	0.33%	0	0.00%	7	0.77%	101	11.09%	0	0.00%
Canvass	0	0.00%	0	0.00%	0	0.00%	0	0.00%	0	0.00%	0	0.00%	0	0.00%
Total	0	0.00%	71	7.58%	3	0.32%	0	0.00%	7	0.75%	102	10.89%	0	0.00%
0067723														
Election Day	0	0.00%	7	5.74%	0	0.00%	0	0.00%	0	0.00%	6	4.92%	0	0.00%
Vote by Mail	0	0.00%	42	4.72%	1	0.11%	0	0.00%	9	1.01%	72	8.10%	0	0.00%
Canvass	0	0.00%	0	0.00%	0	0.00%	0	0.00%	0	0.00%	0	0.00%	0	0.00%
Total	0	0.00%	49	4.82%	1	0.10%	0	0.00%	9	0.89%	78	7.68%	0	0.00%
0069964														
Election Day	0	0.00%	3	5.45%	0	0.00%	0	0.00%	0	0.00%	2	3.64%	0	0.00%
Vote by Mail	0	0.00%	45	5.75%	3	0.38%	2	0.26%	6	0.77%	63	8.06%	1	0.13%
Canvass	0	0.00%	0	0.00%	0	0.00%	0	0.00%	0	0.00%	1	50.00%	0	0.00%
Total	0	0.00%	48	5.72%	3	0.36%	2	0.24%	6	0.72%	66	7.87%	1	0.12%
0071126														
Election Day	0	0.00%	1	20.00%	0	0.00%	0	0.00%	0	0.00%	0	0.00%	0	0.00%
Vote by Mail	0	0.00%	2	3.45%	1	1.72%	0	0.00%	0	0.00%	5	8.62%	0	0.00%
Canvass	0	0.00%	0	0.00%	0	0.00%	0	0.00%	0	0.00%	0	0.00%	0	0.00%
Total	0	0.00%	3	4.62%	1	1.54%	0	0.00%	0	0.00%	5	7.69%	0	0.00%

Precinct	ROBERT C. NEWMAN II (REP)		DENNIS RICHTER (NPP)		BRANDON M. ROSS (DEM)		SAM L. GALLUCCI (REP)		TED GAINES (REP)		CAITLYN JENNER (REP)		LEO S. ZACKY (REP)	
0064541														
Election Day	0	0.00%	0	0.00%	1	2.78%	0	0.00%	0	0.00%	1	2.78%	0	0.00%
Vote by Mail	0	0.00%	0	0.00%	28	4.15%	1	0.15%	9	1.34%	8	1.19%	1	0.15%
Canvass	0	0.00%	0	0.00%	0	0.00%	0	0.00%	0	0.00%	0	0.00%	0	0.00%
Total	0	0.00%	0	0.00%	29	4.05%	1	0.14%	9	1.26%	9	1.26%	1	0.14%
0066532														
Election Day	0	0.00%	0	0.00%	0	0.00%	0	0.00%	1	3.85%	0	0.00%	0	0.00%
Vote by Mail	0	0.00%	0	0.00%	33	3.17%	0	0.00%	20	1.92%	9	0.87%	0	0.00%
Canvass	0	0.00%	0	0.00%	0	0.00%	0	0.00%	0	0.00%	0	0.00%	0	0.00%
Total	0	0.00%	0	0.00%	33	3.09%	0	0.00%	21	1.97%	9	0.84%	0	0.00%
0066741														
Election Day	0	0.00%	0	0.00%	1	4.00%	0	0.00%	0	0.00%	0	0.00%	0	0.00%
Vote by Mail	0	0.00%	0	0.00%	16	1.76%	1	0.11%	19	2.09%	5	0.55%	1	0.11%
Canvass	0	0.00%	0	0.00%	0	0.00%	0	0.00%	0	0.00%	0	0.00%	0	0.00%
Total	0	0.00%	0	0.00%	17	1.81%	1	0.11%	19	2.03%	5	0.53%	1	0.11%
0067723														
Election Day	0	0.00%	0	0.00%	0	0.00%	0	0.00%	2	1.64%	0	0.00%	1	0.82%
Vote by Mail	1	0.11%	0	0.00%	24	2.70%	0	0.00%	9	1.01%	7	0.79%	1	0.11%
Canvass	0	0.00%	0	0.00%	0	0.00%	0	0.00%	0	0.00%	0	0.00%	0	0.00%
Total	1	0.10%	0	0.00%	24	2.36%	0	0.00%	11	1.08%	7	0.69%	2	0.20%
0069964														
Election Day	0	0.00%	0	0.00%	0	0.00%	0	0.00%	1	1.82%	0	0.00%	0	0.00%
Vote by Mail	1	0.13%	0	0.00%	16	2.05%	1	0.13%	13	1.66%	3	0.38%	1	0.13%
Canvass	0	0.00%	0	0.00%	0	0.00%	0	0.00%	0	0.00%	0	0.00%	0	0.00%
Total	1	0.12%	0	0.00%	16	1.91%	1	0.12%	14	1.67%	3	0.36%	1	0.12%
0071126														
Election Day	0	0.00%	0	0.00%	0	0.00%	0	0.00%	0	0.00%	0	0.00%	0	0.00%
Vote by Mail	0	0.00%	0	0.00%	1	1.72%	0	0.00%	0	0.00%	0	0.00%	0	0.00%
Canvass	0	0.00%	0	0.00%	0	0.00%	0	0.00%	0	0.00%	0	0.00%	0	0.00%
Total	0	0.00%	0	0.00%	1	1.54%	0	0.00%	0	0.00%	0	0.00%	0	0.00%

Precinct	DANIEL MERCURI (REP)		JACQUELINE MCGOWAN (DEM)		DAVID MOORE (NPP)		DAVID ALEXANDER BRAMANTE (REP)		HOLLY L. BAADE (DEM)		ANGELYNE (NPP)		JAMES G. HANINK (NPP)	
0064541														
Election Day	0	0.00%	0	0.00%	0	0.00%	0	0.00%	0	0.00%	0	0.00%	0	0.00%
Vote by Mail	0	0.00%	18	2.67%	0	0.00%	0	0.00%	2	0.30%	2	0.30%	0	0.00%
Canvass	0	0.00%	0	0.00%	0	0.00%	0	0.00%	0	0.00%	0	0.00%	0	0.00%
Total	0	0.00%	18	2.51%	0	0.00%	0	0.00%	2	0.28%	2	0.28%	0	0.00%
0066532														
Election Day	1	3.85%	0	0.00%	0	0.00%	0	0.00%	0	0.00%	0	0.00%	0	0.00%
Vote by Mail	0	0.00%	11	1.06%	0	0.00%	0	0.00%	2	0.19%	1	0.10%	1	0.10%
Canvass	0	0.00%	0	0.00%	0	0.00%	0	0.00%	0	0.00%	0	0.00%	0	0.00%
Total	1	0.09%	11	1.03%	0	0.00%	0	0.00%	2	0.19%	1	0.09%	1	0.09%
0066741														
Election Day	0	0.00%	0	0.00%	0	0.00%	0	0.00%	0	0.00%	0	0.00%	0	0.00%
Vote by Mail	0	0.00%	3	0.33%	0	0.00%	0	0.00%	4	0.44%	1	0.11%	0	0.00%
Canvass	0	0.00%	0	0.00%	0	0.00%	0	0.00%	0	0.00%	0	0.00%	0	0.00%
Total	0	0.00%	3	0.32%	0	0.00%	0	0.00%	4	0.43%	1	0.11%	0	0.00%
0067723														
Election Day	0	0.00%	0	0.00%	0	0.00%	0	0.00%	0	0.00%	0	0.00%	0	0.00%
Vote by Mail	3	0.34%	9	1.01%	1	0.11%	0	0.00%	1	0.11%	2	0.22%	0	0.00%
Canvass	0	0.00%	0	0.00%	0	0.00%	0	0.00%	0	0.00%	0	0.00%	0	0.00%
Total	3	0.30%	9	0.89%	1	0.10%	0	0.00%	1	0.10%	2	0.20%	0	0.00%
0069964														
Election Day	0	0.00%	0	0.00%	0	0.00%	0	0.00%	0	0.00%	0	0.00%	0	0.00%
Vote by Mail	1	0.13%	16	2.05%	0	0.00%	0	0.00%	6	0.77%	0	0.00%	0	0.00%
Canvass	0	0.00%	0	0.00%	0	0.00%	0	0.00%	0	0.00%	0	0.00%	0	0.00%
Total	1	0.12%	16	1.91%	0	0.00%	0	0.00%	6	0.72%	0	0.00%	0	0.00%
0071126														
Election Day	0	0.00%	0	0.00%	0	0.00%	0	0.00%	0	0.00%	0	0.00%	0	0.00%
Vote by Mail	0	0.00%	1	1.72%	0	0.00%	0	0.00%	1	1.72%	0	0.00%	0	0.00%
Canvass	0	0.00%	0	0.00%	0	0.00%	0	0.00%	0	0.00%	0	0.00%	0	0.00%
Total	0	0.00%	1	1.54%	0	0.00%	0	0.00%	1	1.54%	0	0.00%	0	0.00%

Precinct	DAVID HILLBERG (REP)		JEFF HEWITT (LIB)		JOHN R. DRAKE (DEM)		LARRY A. ELDER (REP)		KEVIN PAFFRATH (DEM)		ADAM PAPAGAN (NPP)		ARMANDO "MANDO" PEREZ- SERRATO (DEM)	
0064541														
Election Day	0	0.00%	0	0.00%	0	0.00%	28	77.78%	0	0.00%	0	0.00%	0	0.00%
Vote by Mail	0	0.00%	5	0.74%	5	0.74%	335	49.70%	63	9.35%	0	0.00%	1	0.15%
Canvass	0	0.00%	0	0.00%	0	0.00%	5	83.33%	0	0.00%	0	0.00%	1	16.67%
Total	0	0.00%	5	0.70%	5	0.70%	368	51.40%	63	8.80%	0	0.00%	2	0.28%
0066532														
Election Day	0	0.00%	0	0.00%	0	0.00%	22	84.62%	0	0.00%	0	0.00%	0	0.00%
Vote by Mail	0	0.00%	8	0.77%	1	0.10%	655	62.98%	41	3.94%	0	0.00%	1	0.10%
Canvass	0	0.00%	0	0.00%	0	0.00%	1	100.00%	0	0.00%	0	0.00%	0	0.00%
Total	0	0.00%	8	0.75%	1	0.09%	678	63.54%	41	3.84%	0	0.00%	1	0.09%
0066741														
Election Day	0	0.00%	0	0.00%	0	0.00%	20	80.00%	0	0.00%	0	0.00%	0	0.00%
Vote by Mail	0	0.00%	3	0.33%	3	0.33%	573	62.90%	25	2.74%	1	0.11%	3	0.33%
Canvass	0	0.00%	0	0.00%	0	0.00%	1	100.00%	0	0.00%	0	0.00%	0	0.00%
Total	0	0.00%	3	0.32%	3	0.32%	594	63.39%	25	2.67%	1	0.11%	3	0.32%
0067723														
Election Day	0	0.00%	0	0.00%	0	0.00%	98	80.33%	3	2.46%	0	0.00%	1	0.82%
Vote by Mail	0	0.00%	3	0.34%	6	0.67%	580	65.24%	42	4.72%	1	0.11%	0	0.00%
Canvass	0	0.00%	0	0.00%	0	0.00%	5	100.00%	0	0.00%	0	0.00%	0	0.00%
Total	0	0.00%	3	0.30%	6	0.59%	683	67.22%	45	4.43%	1	0.10%	1	0.10%
0069964														
Election Day	0	0.00%	0	0.00%	0	0.00%	46	83.64%	0	0.00%	0	0.00%	0	0.00%
Vote by Mail	0	0.00%	3	0.38%	1	0.13%	492	62.92%	21	2.69%	1	0.13%	1	0.13%
Canvass	0	0.00%	0	0.00%	0	0.00%	1	50.00%	0	0.00%	0	0.00%	0	0.00%
Total	0	0.00%	3	0.36%	1	0.12%	539	64.24%	21	2.50%	1	0.12%	1	0.12%
0071126														
Election Day	0	0.00%	0	0.00%	0	0.00%	4	80.00%	0	0.00%	0	0.00%	0	0.00%
Vote by Mail	0	0.00%	0	0.00%	0	0.00%	35	60.34%	4	6.90%	0	0.00%	0	0.00%
Canvass	0	0.00%	0	0.00%	0	0.00%	2	100.00%	0	0.00%	0	0.00%	0	0.00%
Total	0	0.00%	0	0.00%	0	0.00%	41	63.08%	4	6.15%	0	0.00%	0	0.00%

Precinct	JOHN COX (REP)		HEATHER COLLINS (G-P)		DANIEL WATTS (DEM)		NICKOLAS WILDSTAR (REP)		SARAH STEPHENS (REP)		DENVER STONER (REP)		JOE M. SYMMON (REP)	
0064541														
Election Day	0	0.00%	0	0.00%	0	0.00%	0	0.00%	0	0.00%	0	0.00%	0	0.00%
Vote by Mail	26	3.86%	5	0.74%	11	1.63%	1	0.15%	0	0.00%	1	0.15%	0	0.00%
Canvass	0	0.00%	0	0.00%	0	0.00%	0	0.00%	0	0.00%	0	0.00%	0	0.00%
Total	26	3.63%	5	0.70%	11	1.54%	1	0.14%	0	0.00%	1	0.14%	0	0.00%
0066532														
Election Day	1	3.85%	0	0.00%	0	0.00%	0	0.00%	0	0.00%	0	0.00%	0	0.00%
Vote by Mail	44	4.23%	3	0.29%	7	0.67%	1	0.10%	0	0.00%	0	0.00%	0	0.00%
Canvass	0	0.00%	0	0.00%	0	0.00%	0	0.00%	0	0.00%	0	0.00%	0	0.00%
Total	45	4.22%	3	0.28%	7	0.66%	1	0.09%	0	0.00%	0	0.00%	0	0.00%
0066741														
Election Day	1	4.00%	0	0.00%	0	0.00%	0	0.00%	0	0.00%	0	0.00%	0	0.00%
Vote by Mail	47	5.16%	1	0.11%	8	0.88%	0	0.00%	1	0.11%	1	0.11%	0	0.00%
Canvass	0	0.00%	0	0.00%	0	0.00%	0	0.00%	0	0.00%	0	0.00%	0	0.00%
Total	48	5.12%	1	0.11%	8	0.85%	0	0.00%	1	0.11%	1	0.11%	0	0.00%
0067723														
Election Day	2	1.64%	0	0.00%	0	0.00%	0	0.00%	1	0.82%	0	0.00%	0	0.00%
Vote by Mail	47	5.29%	1	0.11%	13	1.46%	0	0.00%	0	0.00%	0	0.00%	0	0.00%
Canvass	0	0.00%	0	0.00%	0	0.00%	0	0.00%	0	0.00%	0	0.00%	0	0.00%
Total	49	4.82%	1	0.10%	13	1.28%	0	0.00%	1	0.10%	0	0.00%	0	0.00%
0069964														
Election Day	1	1.82%	0	0.00%	1	1.82%	0	0.00%	0	0.00%	0	0.00%	0	0.00%
Vote by Mail	46	5.88%	4	0.51%	7	0.90%	0	0.00%	0	0.00%	2	0.26%	0	0.00%
Canvass	0	0.00%	0	0.00%	0	0.00%	0	0.00%	0	0.00%	0	0.00%	0	0.00%
Total	47	5.60%	4	0.48%	8	0.95%	0	0.00%	0	0.00%	2	0.24%	0	0.00%
0071126														
Election Day	0	0.00%	0	0.00%	0	0.00%	0	0.00%	0	0.00%	0	0.00%	0	0.00%
Vote by Mail	3	5.17%	0	0.00%	0	0.00%	0	0.00%	0	0.00%	1	1.72%	0	0.00%
Canvass	0	0.00%	0	0.00%	0	0.00%	0	0.00%	0	0.00%	0	0.00%	0	0.00%
Total	3	4.62%	0	0.00%	0	0.00%	0	0.00%	0	0.00%	1	1.54%	0	0.00%

Precinct	MAJOR SINGH (NPP)		DOUG OSE (REP)		Write-in		Total Votes	ROXANNE Qualified Write In		STACY SMITH Qualified Write In		MAJOR WILLIAMS Qualified Write In	
0064541													
Election Day	0	0.00%	0	0.00%	0	0.00%	36	0	0.00%	0	0.00%	0	0.00%
Vote by Mail	7	1.04%	4	0.59%	2	0.30%	674	0	0.00%	0	0.00%	2	0.30%
Canvass	0	0.00%	0	0.00%	0	0.00%	6	0	0.00%	0	0.00%	0	0.00%
Total	7	0.98%	4	0.56%	2	0.28%	716	0	0.00%	0	0.00%	2	0.28%
0066532													
Election Day	0	0.00%	0	0.00%	0	0.00%	26	0	0.00%	0	0.00%	0	0.00%
Vote by Mail	1	0.10%	18	1.73%	0	0.00%	1,040	0	0.00%	0	0.00%	0	0.00%
Canvass	0	0.00%	0	0.00%	0	0.00%	1	0	0.00%	0	0.00%	0	0.00%
Total	1	0.09%	18	1.69%	0	0.00%	1,067	0	0.00%	0	0.00%	0	0.00%
0066741													
Election Day	0	0.00%	0	0.00%	0	0.00%	25	0	0.00%	0	0.00%	0	0.00%
Vote by Mail	0	0.00%	9	0.99%	0	0.00%	911	0	0.00%	0	0.00%	0	0.00%
Canvass	0	0.00%	0	0.00%	0	0.00%	1	0	0.00%	0	0.00%	0	0.00%
Total	0	0.00%	9	0.96%	0	0.00%	937	0	0.00%	0	0.00%	0	0.00%
0067723													
Election Day	0	0.00%	0	0.00%	0	0.00%	122	0	0.00%	0	0.00%	0	0.00%
Vote by Mail	1	0.11%	8	0.90%	0	0.00%	889	0	0.00%	0	0.00%	0	0.00%
Canvass	0	0.00%	0	0.00%	0	0.00%	5	0	0.00%	0	0.00%	0	0.00%
Total	1	0.10%	8	0.79%	0	0.00%	1,016	0	0.00%	0	0.00%	0	0.00%
0069964													
Election Day	0	0.00%	1	1.82%	0	0.00%	55	0	0.00%	0	0.00%	0	0.00%
Vote by Mail	2	0.26%	13	1.66%	0	0.00%	782	0	0.00%	0	0.00%	0	0.00%
Canvass	0	0.00%	0	0.00%	0	0.00%	2	0	0.00%	0	0.00%	0	0.00%
Total	2	0.24%	14	1.67%	0	0.00%	839	0	0.00%	0	0.00%	0	0.00%
0071126													
Election Day	0	0.00%	0	0.00%	0	0.00%	5	0	0.00%	0	0.00%	0	0.00%
Vote by Mail	0	0.00%	4	6.90%	0	0.00%	58	0	0.00%	0	0.00%	0	0.00%
Canvass	0	0.00%	0	0.00%	0	0.00%	2	0	0.00%	0	0.00%	0	0.00%
Total	0	0.00%	4	6.15%	0	0.00%	65	0	0.00%	0	0.00%	0	0.00%

Precinct	THUY E. HUGENS Qualified Write In		MIKI HABRYN Qualified Write In		VINCE LUNDGREN Qualified Write In		VIVEK B. MOHAN Qualified Write In	
0064541								
Election Day	0	0.00%	0	0.00%	0	0.00%	0	0.00%
Vote by Mail	0	0.00%	0	0.00%	0	0.00%	0	0.00%
Canvass	0	0.00%	0	0.00%	0	0.00%	0	0.00%
Total	0	0.00%	0	0.00%	0	0.00%	0	0.00%
0066532								
Election Day	0	0.00%	0	0.00%	0	0.00%	0	0.00%
Vote by Mail	0	0.00%	0	0.00%	0	0.00%	0	0.00%
Canvass	0	0.00%	0	0.00%	0	0.00%	0	0.00%
Total	0	0.00%	0	0.00%	0	0.00%	0	0.00%
0066741								
Election Day	0	0.00%	0	0.00%	0	0.00%	0	0.00%
Vote by Mail	0	0.00%	0	0.00%	0	0.00%	0	0.00%
Canvass	0	0.00%	0	0.00%	0	0.00%	0	0.00%
Total	0	0.00%	0	0.00%	0	0.00%	0	0.00%
0067723								
Election Day	0	0.00%	0	0.00%	0	0.00%	0	0.00%
Vote by Mail	0	0.00%	0	0.00%	0	0.00%	0	0.00%
Canvass	0	0.00%	0	0.00%	0	0.00%	0	0.00%
Total	0	0.00%	0	0.00%	0	0.00%	0	0.00%
0069964								
Election Day	0	0.00%	0	0.00%	0	0.00%	0	0.00%
Vote by Mail	0	0.00%	0	0.00%	0	0.00%	0	0.00%
Canvass	0	0.00%	0	0.00%	0	0.00%	0	0.00%
Total	0	0.00%	0	0.00%	0	0.00%	0	0.00%
0071126								
Election Day	0	0.00%	0	0.00%	0	0.00%	0	0.00%
Vote by Mail	0	0.00%	0	0.00%	0	0.00%	0	0.00%
Canvass	0	0.00%	0	0.00%	0	0.00%	0	0.00%
Total	0	0.00%	0	0.00%	0	0.00%	0	0.00%

Precinct	Times Cast	Registered Voters	Undervotes	Overvotes
0071620				
Election Day	7	441	0	0
Vote by Mail	293	441	118	0
Canvass	3	441	0	0
Total	303	441	118	0
0071731				
Election Day	3	57	0	0
Vote by Mail	34	57	12	0
Canvass	0	57	0	0
Total	37	57	12	0
0072023				
Election Day	0	0	0	0
Vote by Mail	0	0	0	0
Canvass	0	0	0	0
Total	0	0	0	0
0072165				
Election Day	1	2	1	0
Vote by Mail	2	2	0	0
Canvass	0	2	0	0
Total	3	2	1	0
0072268				
Election Day	44	1,443	10	1
Vote by Mail	900	1,443	466	0
Canvass	8	1,443	1	0
Total	952	1,443	477	1
0072293				
Election Day	51	1,937	13	0
Vote by Mail	1,239	1,937	614	0
Canvass	3	1,937	1	0
Total	1,293	1,937	628	0

Precinct	DAN KAPELOVITZ (G-P)		KEVIN K. KAUL (NPP)	
0071620				
Election Day	0	0.00%	0	0.00%
Vote by Mail	0	0.00%	0	0.00%
Canvass	0	0.00%	0	0.00%
Total	0	0.00%	0	0.00%
0071731				
Election Day	0	0.00%	0	0.00%
Vote by Mail	0	0.00%	0	0.00%
Canvass	0		0	
Total	0	0.00%	0	0.00%
0072023				
Election Day	0		0	
Vote by Mail	0		0	
Canvass	0		0	
Total	0		0	
0072165				
Election Day	0		0	
Vote by Mail	0	0.00%	0	0.00%
Canvass	0		0	
Total	0	0.00%	0	0.00%
0072268				
Election Day	0	0.00%	0	0.00%
Vote by Mail	9	2.07%	0	0.00%
Canvass	0	0.00%	0	0.00%
Total	9	1.90%	0	0.00%
0072293				
Election Day	0	0.00%	0	0.00%
Vote by Mail	3	0.48%	0	0.00%
Canvass	0	0.00%	0	0.00%
Total	3	0.45%	0	0.00%

Precinct	CHAUNCEY "SLIM" KILLENS (REP)		KEVIN KILEY (REP)		PATRICK KILPATRICK (DEM)		ANTHONY TRIMINO (REP)		JOEL VENTRESCA (DEM)		KEVIN L. FAULCONER (REP)		RHONDA FURIN (REP)	
0071620														
Election Day	0	0.00%	0	0.00%	0	0.00%	0	0.00%	0	0.00%	0	0.00%	0	0.00%
Vote by Mail	0	0.00%	10	5.71%	1	0.57%	0	0.00%	1	0.57%	11	6.29%	0	0.00%
Canvass	0	0.00%	0	0.00%	0	0.00%	0	0.00%	0	0.00%	0	0.00%	0	0.00%
Total	0	0.00%	10	5.41%	1	0.54%	0	0.00%	1	0.54%	11	5.95%	0	0.00%
0071731														
Election Day	0	0.00%	0	0.00%	0	0.00%	0	0.00%	0	0.00%	0	0.00%	0	0.00%
Vote by Mail	0	0.00%	1	4.55%	0	0.00%	0	0.00%	0	0.00%	4	18.18%	0	0.00%
Canvass	0		0		0		0		0		0		0	
Total	0	0.00%	1	4.00%	0	0.00%	0	0.00%	0	0.00%	4	16.00%	0	0.00%
0072023														
Election Day	0		0		0		0		0		0		0	
Vote by Mail	0		0		0		0		0		0		0	
Canvass	0		0		0		0		0		0		0	
Total	0		0		0		0		0		0		0	
0072165														
Election Day	0		0		0		0		0		0		0	
Vote by Mail	0	0.00%	0	0.00%	0	0.00%	0	0.00%	0	0.00%	0	0.00%	0	0.00%
Canvass	0		0		0		0		0		0		0	
Total	0	0.00%	0	0.00%	0	0.00%	0	0.00%	0	0.00%	0	0.00%	0	0.00%
0072268														
Election Day	0	0.00%	1	3.03%	0	0.00%	0	0.00%	0	0.00%	1	3.03%	0	0.00%
Vote by Mail	0	0.00%	32	7.37%	7	1.61%	0	0.00%	8	1.84%	33	7.60%	1	0.23%
Canvass	0	0.00%	0	0.00%	0	0.00%	0	0.00%	0	0.00%	0	0.00%	0	0.00%
Total	0	0.00%	33	6.96%	7	1.48%	0	0.00%	8	1.69%	34	7.17%	1	0.21%
0072293														
Election Day	0	0.00%	1	2.63%	0	0.00%	4	10.53%	3	7.89%	0	0.00%	0	0.00%
Vote by Mail	4	0.64%	38	6.08%	6	0.96%	2	0.32%	15	2.40%	52	8.32%	0	0.00%
Canvass	0	0.00%	0	0.00%	0	0.00%	0	0.00%	0	0.00%	0	0.00%	0	0.00%
Total	4	0.60%	39	5.86%	6	0.90%	6	0.90%	18	2.71%	52	7.82%	0	0.00%

Precinct	ROBERT C. NEWMAN II (REP)		DENNIS RICHTER (NPP)		BRANDON M. ROSS (DEM)		SAM L. GALLUCCI (REP)		TED GAINES (REP)		CAITLYN JENNER (REP)		LEO S. ZACKY (REP)	
0071620														
Election Day	1	14.29%	0	0.00%	0	0.00%	0	0.00%	1	14.29%	1	14.29%	0	0.00%
Vote by Mail	0	0.00%	0	0.00%	5	2.86%	0	0.00%	4	2.29%	4	2.29%	0	0.00%
Canvass	0	0.00%	0	0.00%	0	0.00%	0	0.00%	0	0.00%	0	0.00%	0	0.00%
Total	1	0.54%	0	0.00%	5	2.70%	0	0.00%	5	2.70%	5	2.70%	0	0.00%
0071731														
Election Day	0	0.00%	0	0.00%	0	0.00%	0	0.00%	0	0.00%	0	0.00%	0	0.00%
Vote by Mail	0	0.00%	0	0.00%	1	4.55%	0	0.00%	0	0.00%	0	0.00%	0	0.00%
Canvass	0		0		0		0		0		0		0	
Total	0	0.00%	0	0.00%	1	4.00%	0	0.00%	0	0.00%	0	0.00%	0	0.00%
0072023														
Election Day	0		0		0		0		0		0		0	
Vote by Mail	0		0		0		0		0		0		0	
Canvass	0		0		0		0		0		0		0	
Total	0		0		0		0		0		0		0	
0072165														
Election Day	0		0		0		0		0		0		0	
Vote by Mail	0	0.00%	0	0.00%	0	0.00%	0	0.00%	0	0.00%	0	0.00%	0	0.00%
Canvass	0		0		0		0		0		0		0	
Total	0	0.00%	0	0.00%	0	0.00%	0	0.00%	0	0.00%	0	0.00%	0	0.00%
0072268														
Election Day	0	0.00%	0	0.00%	3	9.09%	0	0.00%	0	0.00%	1	3.03%	0	0.00%
Vote by Mail	2	0.46%	1	0.23%	40	9.22%	0	0.00%	4	0.92%	4	0.92%	0	0.00%
Canvass	0	0.00%	0	0.00%	2	28.57%	0	0.00%	0	0.00%	0	0.00%	0	0.00%
Total	2	0.42%	1	0.21%	45	9.49%	0	0.00%	4	0.84%	5	1.05%	0	0.00%
0072293														
Election Day	0	0.00%	0	0.00%	0	0.00%	0	0.00%	1	2.63%	0	0.00%	0	0.00%
Vote by Mail	4	0.64%	0	0.00%	35	5.60%	2	0.32%	8	1.28%	10	1.60%	0	0.00%
Canvass	0	0.00%	0	0.00%	1	50.00%	0	0.00%	0	0.00%	0	0.00%	0	0.00%
Total	4	0.60%	0	0.00%	36	5.41%	2	0.30%	9	1.35%	10	1.50%	0	0.00%

Precinct	JENNY RAE LE ROUX (REP)		DAVID LOZANO (REP)		STEVE CHAVEZ LODGE (REP)		MICHAEL LOEBBS (NPP)		DENIS LUCEY (NPP)		DIEGO MARTINEZ (REP)		JEREMIAH "JEREMY" MARCINIAK (NPP)	
0071620														
Election Day	0	0.00%	0	0.00%	0	0.00%	0	0.00%	0	0.00%	0	0.00%	0	0.00%
Vote by Mail	1	0.57%	1	0.57%	0	0.00%	0	0.00%	0	0.00%	0	0.00%	0	0.00%
Canvass	0	0.00%	0	0.00%	0	0.00%	0	0.00%	0	0.00%	0	0.00%	0	0.00%
Total	1	0.54%	1	0.54%	0	0.00%	0	0.00%	0	0.00%	0	0.00%	0	0.00%
0071731														
Election Day	0	0.00%	0	0.00%	0	0.00%	0	0.00%	0	0.00%	0	0.00%	0	0.00%
Vote by Mail	0	0.00%	0	0.00%	0	0.00%	1	4.55%	0	0.00%	1	4.55%	0	0.00%
Canvass	0		0		0		0		0		0		0	
Total	0	0.00%	0	0.00%	0	0.00%	1	4.00%	0	0.00%	1	4.00%	0	0.00%
0072023														
Election Day	0		0		0		0		0		0		0	
Vote by Mail	0		0		0		0		0		0		0	
Canvass	0		0		0		0		0		0		0	
Total	0		0		0		0		0		0		0	
0072165														
Election Day	0		0		0		0		0		0		0	
Vote by Mail	0	0.00%	0	0.00%	0	0.00%	0	0.00%	0	0.00%	0	0.00%	0	0.00%
Canvass	0		0		0		0		0		0		0	
Total	0	0.00%	0	0.00%	0	0.00%	0	0.00%	0	0.00%	0	0.00%	0	0.00%
0072268														
Election Day	0	0.00%	0	0.00%	0	0.00%	0	0.00%	0	0.00%	0	0.00%	0	0.00%
Vote by Mail	2	0.46%	0	0.00%	0	0.00%	0	0.00%	2	0.46%	1	0.23%	1	0.23%
Canvass	0	0.00%	1	14.29%	0	0.00%	0	0.00%	0	0.00%	0	0.00%	0	0.00%
Total	2	0.42%	1	0.21%	0	0.00%	0	0.00%	2	0.42%	1	0.21%	1	0.21%
0072293														
Election Day	0	0.00%	0	0.00%	0	0.00%	0	0.00%	0	0.00%	0	0.00%	0	0.00%
Vote by Mail	0	0.00%	3	0.48%	1	0.16%	2	0.32%	0	0.00%	0	0.00%	0	0.00%
Canvass	0	0.00%	0	0.00%	0	0.00%	0	0.00%	0	0.00%	0	0.00%	0	0.00%
Total	0	0.00%	3	0.45%	1	0.15%	2	0.30%	0	0.00%	0	0.00%	0	0.00%

Precinct	DANIEL MERCURI (REP)		JACQUELINE MCGOWAN (DEM)		DAVID MOORE (NPP)		DAVID ALEXANDER BRAMANTE (REP)		HOLLY L. BAADE (DEM)		ANGELYNE (NPP)		JAMES G. HANINK (NPP)	
0071620														
Election Day	0	0.00%	0	0.00%	0	0.00%	0	0.00%	0	0.00%	0	0.00%	0	0.00%
Vote by Mail	0	0.00%	14	8.00%	0	0.00%	0	0.00%	1	0.57%	0	0.00%	0	0.00%
Canvass	0	0.00%	0	0.00%	0	0.00%	0	0.00%	0	0.00%	0	0.00%	0	0.00%
Total	0	0.00%	14	7.57%	0	0.00%	0	0.00%	1	0.54%	0	0.00%	0	0.00%
0071731														
Election Day	0	0.00%	0	0.00%	0	0.00%	0	0.00%	0	0.00%	0	0.00%	0	0.00%
Vote by Mail	0	0.00%	0	0.00%	0	0.00%	0	0.00%	0	0.00%	0	0.00%	0	0.00%
Canvass	0		0		0		0		0		0		0	
Total	0	0.00%	0	0.00%	0	0.00%	0	0.00%	0	0.00%	0	0.00%	0	0.00%
0072023														
Election Day	0		0		0		0		0		0		0	
Vote by Mail	0		0		0		0		0		0		0	
Canvass	0		0		0		0		0		0		0	
Total	0		0		0		0		0		0		0	
0072165														
Election Day	0		0		0		0		0		0		0	
Vote by Mail	0	0.00%	0	0.00%	0	0.00%	0	0.00%	0	0.00%	0	0.00%	0	0.00%
Canvass	0		0		0		0		0		0		0	
Total	0	0.00%	0	0.00%	0	0.00%	0	0.00%	0	0.00%	0	0.00%	0	0.00%
0072268														
Election Day	0	0.00%	0	0.00%	0	0.00%	0	0.00%	0	0.00%	0	0.00%	0	0.00%
Vote by Mail	0	0.00%	13	3.00%	0	0.00%	0	0.00%	3	0.69%	0	0.00%	1	0.23%
Canvass	0	0.00%	2	28.57%	0	0.00%	0	0.00%	0	0.00%	0	0.00%	0	0.00%
Total	0	0.00%	15	3.16%	0	0.00%	0	0.00%	3	0.63%	0	0.00%	1	0.21%
0072293														
Election Day	0	0.00%	0	0.00%	0	0.00%	0	0.00%	0	0.00%	0	0.00%	0	0.00%
Vote by Mail	0	0.00%	35	5.60%	1	0.16%	0	0.00%	13	2.08%	4	0.64%	0	0.00%
Canvass	0	0.00%	0	0.00%	0	0.00%	0	0.00%	0	0.00%	0	0.00%	0	0.00%
Total	0	0.00%	35	5.26%	1	0.15%	0	0.00%	13	1.95%	4	0.60%	0	0.00%

Precinct	DAVID HILLBERG (REP)		JEFF HEWITT (LIB)		JOHN R. DRAKE (DEM)		LARRY A. ELDER (REP)		KEVIN PAFFRATH (DEM)		ADAM PAPAGAN (NPP)		ARMANDO "MANDO" PEREZ- SERRATO (DEM)	
0071620														
Election Day	0	0.00%	0	0.00%	0	0.00%	4	57.14%	0	0.00%	0	0.00%	0	0.00%
Vote by Mail	0	0.00%	0	0.00%	3	1.71%	96	54.86%	7	4.00%	0	0.00%	3	1.71%
Canvass	0	0.00%	0	0.00%	0	0.00%	2	66.67%	0	0.00%	0	0.00%	0	0.00%
Total	0	0.00%	0	0.00%	3	1.62%	102	55.14%	7	3.78%	0	0.00%	3	1.62%
0071731														
Election Day	0	0.00%	0	0.00%	0	0.00%	3	100.00%	0	0.00%	0	0.00%	0	0.00%
Vote by Mail	0	0.00%	0	0.00%	0	0.00%	11	50.00%	0	0.00%	0	0.00%	0	0.00%
Canvass	0		0		0		0		0		0		0	
Total	0	0.00%	0	0.00%	0	0.00%	14	56.00%	0	0.00%	0	0.00%	0	0.00%
0072023														
Election Day	0		0		0		0		0		0		0	
Vote by Mail	0		0		0		0		0		0		0	
Canvass	0		0		0		0		0		0		0	
Total	0		0		0		0		0		0		0	
0072165														
Election Day	0		0		0		0		0		0		0	
Vote by Mail	0	0.00%	0	0.00%	0	0.00%	2	100.00%	0	0.00%	0	0.00%	0	0.00%
Canvass	0		0		0		0		0		0		0	
Total	0	0.00%	0	0.00%	0	0.00%	2	100.00%	0	0.00%	0	0.00%	0	0.00%
0072268														
Election Day	0	0.00%	2	6.06%	0	0.00%	24	72.73%	1	3.03%	0	0.00%	0	0.00%
Vote by Mail	0	0.00%	7	1.61%	3	0.69%	162	37.33%	57	13.13%	0	0.00%	4	0.92%
Canvass	0	0.00%	1	14.29%	1	14.29%	0	0.00%	0	0.00%	0	0.00%	0	0.00%
Total	0	0.00%	10	2.11%	4	0.84%	186	39.24%	58	12.24%	0	0.00%	4	0.84%
0072293														
Election Day	0	0.00%	0	0.00%	0	0.00%	26	68.42%	0	0.00%	0	0.00%	2	5.26%
Vote by Mail	0	0.00%	2	0.32%	5	0.80%	256	40.96%	70	11.20%	0	0.00%	3	0.48%
Canvass	0	0.00%	0	0.00%	0	0.00%	1	50.00%	0	0.00%	0	0.00%	0	0.00%
Total	0	0.00%	2	0.30%	5	0.75%	283	42.56%	70	10.53%	0	0.00%	5	0.75%

Precinct	JOHN COX (REP)		HEATHER COLLINS (G-P)		DANIEL WATTS (DEM)		NICKOLAS WILDSTAR (REP)		SARAH STEPHENS (REP)		DENVER STONER (REP)		JOE M. SYMMON (REP)	
0071620														
Election Day	0	0.00%	0	0.00%	0	0.00%	0	0.00%	0	0.00%	0	0.00%	0	0.00%
Vote by Mail	11	6.29%	0	0.00%	0	0.00%	0	0.00%	0	0.00%	0	0.00%	0	0.00%
Canvass	1	33.33%	0	0.00%	0	0.00%	0	0.00%	0	0.00%	0	0.00%	0	0.00%
Total	12	6.49%	0	0.00%	0	0.00%	0	0.00%	0	0.00%	0	0.00%	0	0.00%
0071731														
Election Day	0	0.00%	0	0.00%	0	0.00%	0	0.00%	0	0.00%	0	0.00%	0	0.00%
Vote by Mail	0	0.00%	0	0.00%	0	0.00%	0	0.00%	0	0.00%	0	0.00%	0	0.00%
Canvass	0		0		0		0		0		0		0	
Total	0	0.00%	0	0.00%	0	0.00%	0	0.00%	0	0.00%	0	0.00%	0	0.00%
0072023														
Election Day	0		0		0		0		0		0		0	
Vote by Mail	0		0		0		0		0		0		0	
Canvass	0		0		0		0		0		0		0	
Total	0		0		0		0		0		0		0	
0072165														
Election Day	0		0		0		0		0		0		0	
Vote by Mail	0	0.00%	0	0.00%	0	0.00%	0	0.00%	0	0.00%	0	0.00%	0	0.00%
Canvass	0		0		0		0		0		0		0	
Total	0	0.00%	0	0.00%	0	0.00%	0	0.00%	0	0.00%	0	0.00%	0	0.00%
0072268														
Election Day	0	0.00%	0	0.00%	0	0.00%	0	0.00%	0	0.00%	0	0.00%	0	0.00%
Vote by Mail	16	3.69%	1	0.23%	11	2.53%	0	0.00%	0	0.00%	1	0.23%	1	0.23%
Canvass	0	0.00%	0	0.00%	0	0.00%	0	0.00%	0	0.00%	0	0.00%	0	0.00%
Total	16	3.38%	1	0.21%	11	2.32%	0	0.00%	0	0.00%	1	0.21%	1	0.21%
0072293														
Election Day	1	2.63%	0	0.00%	0	0.00%	0	0.00%	0	0.00%	0	0.00%	0	0.00%
Vote by Mail	26	4.16%	2	0.32%	13	2.08%	0	0.00%	1	0.16%	1	0.16%	0	0.00%
Canvass	0	0.00%	0	0.00%	0	0.00%	0	0.00%	0	0.00%	0	0.00%	0	0.00%
Total	27	4.06%	2	0.30%	13	1.95%	0	0.00%	1	0.15%	1	0.15%	0	0.00%

Precinct	MAJOR SINGH (NPP)		DOUG OSE (REP)		Write-in		Total Votes	ROXANNE Qualified Write In		STACY SMITH Qualified Write In		MAJOR WILLIAMS Qualified Write In	
0071620													
Election Day	0	0.00%	0	0.00%	0	0.00%	7	0	0.00%	0	0.00%	0	0.00%
Vote by Mail	0	0.00%	2	1.14%	0	0.00%	175	0	0.00%	0	0.00%	0	0.00%
Canvass	0	0.00%	0	0.00%	0	0.00%	3	0	0.00%	0	0.00%	0	0.00%
Total	0	0.00%	2	1.08%	0	0.00%	185	0	0.00%	0	0.00%	0	0.00%
0071731													
Election Day	0	0.00%	0	0.00%	0	0.00%	3	0	0.00%	0	0.00%	0	0.00%
Vote by Mail	0	0.00%	3	13.64%	0	0.00%	22	0	0.00%	0	0.00%	0	0.00%
Canvass	0		0		0		0	0		0		0	
Total	0	0.00%	3	12.00%	0	0.00%	25	0	0.00%	0	0.00%	0	0.00%
0072023													
Election Day	0		0		0		0	0		0		0	
Vote by Mail	0		0		0		0	0		0		0	
Canvass	0		0		0		0	0		0		0	
Total	0		0		0		0	0		0		0	
0072165													
Election Day	0		0		0		0	0		0		0	
Vote by Mail	0	0.00%	0	0.00%	0	0.00%	2	0	0.00%	0	0.00%	0	0.00%
Canvass	0		0		0		0	0		0		0	
Total	0	0.00%	0	0.00%	0	0.00%	2	0	0.00%	0	0.00%	0	0.00%
0072268													
Election Day	0	0.00%	0	0.00%	0	0.00%	33	0	0.00%	0	0.00%	0	0.00%
Vote by Mail	2	0.46%	5	1.15%	0	0.00%	434	0	0.00%	0	0.00%	0	0.00%
Canvass	0	0.00%	0	0.00%	0	0.00%	7	0	0.00%	0	0.00%	0	0.00%
Total	2	0.42%	5	1.05%	0	0.00%	474	0	0.00%	0	0.00%	0	0.00%
0072293													
Election Day	0	0.00%	0	0.00%	0	0.00%	38	0	0.00%	0	0.00%	0	0.00%
Vote by Mail	0	0.00%	8	1.28%	0	0.00%	625	0	0.00%	0	0.00%	0	0.00%
Canvass	0	0.00%	0	0.00%	0	0.00%	2	0	0.00%	0	0.00%	0	0.00%
Total	0	0.00%	8	1.20%	0	0.00%	665	0	0.00%	0	0.00%	0	0.00%

Precinct	THUY E. HUGENS Qualified Write In		MIKI HABRYN Qualified Write In		VINCE LUNDGREN Qualified Write In		VIVEK B. MOHAN Qualified Write In	
0071620								
Election Day	0	0.00%	0	0.00%	0	0.00%	0	0.00%
Vote by Mail	0	0.00%	0	0.00%	0	0.00%	0	0.00%
Canvass	0	0.00%	0	0.00%	0	0.00%	0	0.00%
Total	0	0.00%	0	0.00%	0	0.00%	0	0.00%
0071731								
Election Day	0	0.00%	0	0.00%	0	0.00%	0	0.00%
Vote by Mail	0	0.00%	0	0.00%	0	0.00%	0	0.00%
Canvass	0		0		0		0	
Total	0	0.00%	0	0.00%	0	0.00%	0	0.00%
0072023								
Election Day	0		0		0		0	
Vote by Mail	0		0		0		0	
Canvass	0		0		0		0	
Total	0		0		0		0	
0072165								
Election Day	0		0		0		0	
Vote by Mail	0	0.00%	0	0.00%	0	0.00%	0	0.00%
Canvass	0		0		0		0	
Total	0	0.00%	0	0.00%	0	0.00%	0	0.00%
0072268								
Election Day	0	0.00%	0	0.00%	0	0.00%	0	0.00%
Vote by Mail	0	0.00%	0	0.00%	0	0.00%	0	0.00%
Canvass	0	0.00%	0	0.00%	0	0.00%	0	0.00%
Total	0	0.00%	0	0.00%	0	0.00%	0	0.00%
0072293								
Election Day	0	0.00%	0	0.00%	0	0.00%	0	0.00%
Vote by Mail	0	0.00%	0	0.00%	0	0.00%	0	0.00%
Canvass	0	0.00%	0	0.00%	0	0.00%	0	0.00%
Total	0	0.00%	0	0.00%	0	0.00%	0	0.00%

Precinct	Times Cast	Registered Voters	Undervotes	Overvotes
0072310				
Election Day	36	1,869	8	0
Vote by Mail	1,078	1,869	562	2
Canvass	3	1,869	2	0
Total	1,117	1,869	572	2
0072532				
Election Day	25	1,653	4	0
Vote by Mail	1,179	1,653	567	0
Canvass	5	1,653	0	0
Total	1,209	1,653	571	0
0072564				
Election Day	34	1,529	5	0
Vote by Mail	1,005	1,529	500	0
Canvass	4	1,529	1	0
Total	1,043	1,529	506	0
0072606				
Election Day	51	1,876	15	0
Vote by Mail	1,137	1,876	536	0
Canvass	8	1,876	4	0
Total	1,196	1,876	555	0
0072640				
Election Day	47	1,414	12	0
Vote by Mail	1,085	1,414	509	1
Canvass	3	1,414	2	0
Total	1,135	1,414	523	1
0072713				
Election Day	49	1,647	11	0
Vote by Mail	1,119	1,647	563	1
Canvass	4	1,647	2	0
Total	1,172	1,647	576	1

Precinct	DAN KAPELOVITZ (G-P)		KEVIN K. KAUL (NPP)	
0072310				
Election Day	0	0.00%	0	0.00%
Vote by Mail	2	0.39%	0	0.00%
Canvass	0	0.00%	0	0.00%
Total	2	0.37%	0	0.00%
0072532				
Election Day	0	0.00%	0	0.00%
Vote by Mail	4	0.65%	0	0.00%
Canvass	0	0.00%	0	0.00%
Total	4	0.63%	0	0.00%
0072564				
Election Day	0	0.00%	0	0.00%
Vote by Mail	1	0.20%	0	0.00%
Canvass	0	0.00%	0	0.00%
Total	1	0.19%	0	0.00%
0072606				
Election Day	0	0.00%	0	0.00%
Vote by Mail	3	0.50%	0	0.00%
Canvass	0	0.00%	0	0.00%
Total	3	0.47%	0	0.00%
0072640				
Election Day	0	0.00%	0	0.00%
Vote by Mail	3	0.52%	0	0.00%
Canvass	0	0.00%	0	0.00%
Total	3	0.49%	0	0.00%
0072713				
Election Day	0	0.00%	0	0.00%
Vote by Mail	1	0.18%	0	0.00%
Canvass	0	0.00%	0	0.00%
Total	1	0.17%	0	0.00%

Precinct	CHAUNCEY "SLIM" KILLENS (REP)		KEVIN KILEY (REP)		PATRICK KILPATRICK (DEM)		ANTHONY TRIMINO (REP)		JOEL VENTRESCA (DEM)		KEVIN L. FAULCONER (REP)		RHONDA FURIN (REP)	
0072310														
Election Day	0	0.00%	2	7.14%	0	0.00%	0	0.00%	1	3.57%	0	0.00%	0	0.00%
Vote by Mail	0	0.00%	30	5.84%	2	0.39%	0	0.00%	16	3.11%	33	6.42%	0	0.00%
Canvass	0	0.00%	0	0.00%	0	0.00%	0	0.00%	0	0.00%	0	0.00%	0	0.00%
Total	0	0.00%	32	5.89%	2	0.37%	0	0.00%	17	3.13%	33	6.08%	0	0.00%
0072532														
Election Day	0	0.00%	2	9.52%	0	0.00%	0	0.00%	0	0.00%	2	9.52%	0	0.00%
Vote by Mail	0	0.00%	26	4.25%	9	1.47%	2	0.33%	15	2.45%	56	9.15%	0	0.00%
Canvass	0	0.00%	0	0.00%	0	0.00%	0	0.00%	1	20.00%	0	0.00%	0	0.00%
Total	0	0.00%	28	4.39%	9	1.41%	2	0.31%	16	2.51%	58	9.09%	0	0.00%
0072564														
Election Day	0	0.00%	0	0.00%	1	3.45%	0	0.00%	1	3.45%	0	0.00%	0	0.00%
Vote by Mail	1	0.20%	18	3.56%	1	0.20%	1	0.20%	5	0.99%	57	11.29%	1	0.20%
Canvass	0	0.00%	0	0.00%	0	0.00%	0	0.00%	0	0.00%	1	33.33%	0	0.00%
Total	1	0.19%	18	3.35%	2	0.37%	1	0.19%	6	1.12%	58	10.80%	1	0.19%
0072606														
Election Day	0	0.00%	2	5.56%	0	0.00%	0	0.00%	0	0.00%	2	5.56%	0	0.00%
Vote by Mail	0	0.00%	25	4.16%	2	0.33%	0	0.00%	6	1.00%	52	8.65%	0	0.00%
Canvass	0	0.00%	0	0.00%	0	0.00%	0	0.00%	0	0.00%	0	0.00%	0	0.00%
Total	0	0.00%	27	4.21%	2	0.31%	0	0.00%	6	0.94%	54	8.42%	0	0.00%
0072640														
Election Day	0	0.00%	1	2.86%	0	0.00%	0	0.00%	1	2.86%	0	0.00%	1	2.86%
Vote by Mail	0	0.00%	34	5.91%	3	0.52%	0	0.00%	9	1.57%	81	14.09%	1	0.17%
Canvass	0	0.00%	0	0.00%	0	0.00%	0	0.00%	0	0.00%	0	0.00%	0	0.00%
Total	0	0.00%	35	5.73%	3	0.49%	0	0.00%	10	1.64%	81	13.26%	2	0.33%
0072713														
Election Day	0	0.00%	4	10.53%	0	0.00%	0	0.00%	0	0.00%	1	2.63%	0	0.00%
Vote by Mail	2	0.36%	32	5.77%	4	0.72%	1	0.18%	13	2.34%	62	11.17%	3	0.54%
Canvass	0	0.00%	0	0.00%	0	0.00%	0	0.00%	0	0.00%	0	0.00%	0	0.00%
Total	2	0.34%	36	6.05%	4	0.67%	1	0.17%	13	2.18%	63	10.59%	3	0.50%

Precinct	ROBERT C. NEWMAN II (REP)		DENNIS RICHTER (NPP)		BRANDON M. ROSS (DEM)		SAM L. GALLUCCI (REP)		TED GAINES (REP)		CAITLYN JENNER (REP)		LEO S. ZACKY (REP)	
0072310														
Election Day	0	0.00%	0	0.00%	3	10.71%	0	0.00%	0	0.00%	1	3.57%	0	0.00%
Vote by Mail	4	0.78%	0	0.00%	28	5.45%	0	0.00%	6	1.17%	7	1.36%	1	0.19%
Canvass	0	0.00%	0	0.00%	0	0.00%	0	0.00%	0	0.00%	0	0.00%	0	0.00%
Total	4	0.74%	0	0.00%	31	5.71%	0	0.00%	6	1.10%	8	1.47%	1	0.18%
0072532														
Election Day	0	0.00%	0	0.00%	1	4.76%	0	0.00%	0	0.00%	0	0.00%	0	0.00%
Vote by Mail	0	0.00%	0	0.00%	42	6.86%	0	0.00%	10	1.63%	6	0.98%	0	0.00%
Canvass	0	0.00%	0	0.00%	1	20.00%	0	0.00%	0	0.00%	0	0.00%	0	0.00%
Total	0	0.00%	0	0.00%	44	6.90%	0	0.00%	10	1.57%	6	0.94%	0	0.00%
0072564														
Election Day	0	0.00%	0	0.00%	1	3.45%	0	0.00%	0	0.00%	0	0.00%	0	0.00%
Vote by Mail	1	0.20%	1	0.20%	44	8.71%	0	0.00%	3	0.59%	9	1.78%	0	0.00%
Canvass	0	0.00%	0	0.00%	0	0.00%	0	0.00%	0	0.00%	0	0.00%	0	0.00%
Total	1	0.19%	1	0.19%	45	8.38%	0	0.00%	3	0.56%	9	1.68%	0	0.00%
0072606														
Election Day	0	0.00%	1	2.78%	3	8.33%	0	0.00%	1	2.78%	2	5.56%	0	0.00%
Vote by Mail	2	0.33%	0	0.00%	56	9.32%	2	0.33%	10	1.66%	6	1.00%	1	0.17%
Canvass	0	0.00%	0	0.00%	2	50.00%	0	0.00%	0	0.00%	1	25.00%	0	0.00%
Total	2	0.31%	1	0.16%	61	9.52%	2	0.31%	11	1.72%	9	1.40%	1	0.16%
0072640														
Election Day	0	0.00%	0	0.00%	2	5.71%	0	0.00%	0	0.00%	0	0.00%	0	0.00%
Vote by Mail	1	0.17%	3	0.52%	31	5.39%	1	0.17%	11	1.91%	8	1.39%	0	0.00%
Canvass	0	0.00%	0	0.00%	0	0.00%	0	0.00%	0	0.00%	0	0.00%	0	0.00%
Total	1	0.16%	3	0.49%	33	5.40%	1	0.16%	11	1.80%	8	1.31%	0	0.00%
0072713														
Election Day	0	0.00%	0	0.00%	1	2.63%	0	0.00%	0	0.00%	0	0.00%	0	0.00%
Vote by Mail	0	0.00%	0	0.00%	38	6.85%	1	0.18%	7	1.26%	9	1.62%	0	0.00%
Canvass	0	0.00%	0	0.00%	0	0.00%	0	0.00%	0	0.00%	0	0.00%	0	0.00%
Total	0	0.00%	0	0.00%	39	6.55%	1	0.17%	7	1.18%	9	1.51%	0	0.00%

Precinct	JENNY RAE LE ROUX (REP)		DAVID LOZANO (REP)		STEVE CHAVEZ LODGE (REP)		MICHAEL LOEBBS (NPP)		DENIS LUCEY (NPP)		DIEGO MARTINEZ (REP)		JEREMIAH "JEREMY" MARCINIAK (NPP)	
0072310														
Election Day	0	0.00%	0	0.00%	0	0.00%	0	0.00%	0	0.00%	0	0.00%	0	0.00%
Vote by Mail	0	0.00%	1	0.19%	0	0.00%	2	0.39%	1	0.19%	2	0.39%	0	0.00%
Canvass	0	0.00%	0	0.00%	0	0.00%	0	0.00%	0	0.00%	0	0.00%	0	0.00%
Total	0	0.00%	1	0.18%	0	0.00%	2	0.37%	1	0.18%	2	0.37%	0	0.00%
0072532														
Election Day	0	0.00%	0	0.00%	0	0.00%	0	0.00%	0	0.00%	0	0.00%	0	0.00%
Vote by Mail	0	0.00%	0	0.00%	0	0.00%	2	0.33%	0	0.00%	0	0.00%	0	0.00%
Canvass	0	0.00%	0	0.00%	0	0.00%	0	0.00%	0	0.00%	0	0.00%	0	0.00%
Total	0	0.00%	0	0.00%	0	0.00%	2	0.31%	0	0.00%	0	0.00%	0	0.00%
0072564														
Election Day	0	0.00%	0	0.00%	0	0.00%	0	0.00%	0	0.00%	0	0.00%	0	0.00%
Vote by Mail	1	0.20%	1	0.20%	3	0.59%	0	0.00%	0	0.00%	0	0.00%	0	0.00%
Canvass	0	0.00%	0	0.00%	0	0.00%	0	0.00%	0	0.00%	0	0.00%	0	0.00%
Total	1	0.19%	1	0.19%	3	0.56%	0	0.00%	0	0.00%	0	0.00%	0	0.00%
0072606														
Election Day	0	0.00%	0	0.00%	0	0.00%	0	0.00%	0	0.00%	0	0.00%	0	0.00%
Vote by Mail	1	0.17%	3	0.50%	1	0.17%	1	0.17%	0	0.00%	0	0.00%	0	0.00%
Canvass	0	0.00%	0	0.00%	0	0.00%	0	0.00%	0	0.00%	0	0.00%	0	0.00%
Total	1	0.16%	3	0.47%	1	0.16%	1	0.16%	0	0.00%	0	0.00%	0	0.00%
0072640														
Election Day	0	0.00%	0	0.00%	0	0.00%	0	0.00%	0	0.00%	0	0.00%	0	0.00%
Vote by Mail	2	0.35%	1	0.17%	0	0.00%	1	0.17%	0	0.00%	0	0.00%	0	0.00%
Canvass	0	0.00%	0	0.00%	0	0.00%	0	0.00%	0	0.00%	0	0.00%	0	0.00%
Total	2	0.33%	1	0.16%	0	0.00%	1	0.16%	0	0.00%	0	0.00%	0	0.00%
0072713														
Election Day	0	0.00%	0	0.00%	2	5.26%	0	0.00%	0	0.00%	0	0.00%	0	0.00%
Vote by Mail	0	0.00%	0	0.00%	1	0.18%	0	0.00%	0	0.00%	0	0.00%	1	0.18%
Canvass	0	0.00%	0	0.00%	0	0.00%	0	0.00%	0	0.00%	0	0.00%	0	0.00%
Total	0	0.00%	0	0.00%	3	0.50%	0	0.00%	0	0.00%	0	0.00%	1	0.17%

Precinct	DANIEL MERCURI (REP)		JACQUELINE MCGOWAN (DEM)		DAVID MOORE (NPP)		DAVID ALEXANDER BRAMANTE (REP)		HOLLY L. BAADE (DEM)		ANGELYNE (NPP)		JAMES G. HANINK (NPP)	
0072310														
Election Day	0	0.00%	0	0.00%	0	0.00%	0	0.00%	0	0.00%	0	0.00%	0	0.00%
Vote by Mail	0	0.00%	20	3.89%	2	0.39%	2	0.39%	5	0.97%	0	0.00%	1	0.19%
Canvass	0	0.00%	0	0.00%	0	0.00%	0	0.00%	0	0.00%	0	0.00%	0	0.00%
Total	0	0.00%	20	3.68%	2	0.37%	2	0.37%	5	0.92%	0	0.00%	1	0.18%
0072532														
Election Day	0	0.00%	0	0.00%	0	0.00%	0	0.00%	0	0.00%	0	0.00%	0	0.00%
Vote by Mail	0	0.00%	21	3.43%	8	1.31%	2	0.33%	6	0.98%	0	0.00%	1	0.16%
Canvass	0	0.00%	0	0.00%	0	0.00%	0	0.00%	0	0.00%	0	0.00%	0	0.00%
Total	0	0.00%	21	3.29%	8	1.25%	2	0.31%	6	0.94%	0	0.00%	1	0.16%
0072564														
Election Day	0	0.00%	0	0.00%	0	0.00%	0	0.00%	0	0.00%	0	0.00%	0	0.00%
Vote by Mail	0	0.00%	24	4.75%	2	0.40%	0	0.00%	3	0.59%	0	0.00%	2	0.40%
Canvass	0	0.00%	0	0.00%	0	0.00%	0	0.00%	0	0.00%	0	0.00%	1	33.33%
Total	0	0.00%	24	4.47%	2	0.37%	0	0.00%	3	0.56%	0	0.00%	3	0.56%
0072606														
Election Day	0	0.00%	0	0.00%	0	0.00%	0	0.00%	1	2.78%	0	0.00%	0	0.00%
Vote by Mail	0	0.00%	27	4.49%	3	0.50%	5	0.83%	6	1.00%	2	0.33%	0	0.00%
Canvass	0	0.00%	0	0.00%	0	0.00%	0	0.00%	0	0.00%	0	0.00%	0	0.00%
Total	0	0.00%	27	4.21%	3	0.47%	5	0.78%	7	1.09%	2	0.31%	0	0.00%
0072640														
Election Day	0	0.00%	1	2.86%	0	0.00%	0	0.00%	0	0.00%	0	0.00%	0	0.00%
Vote by Mail	0	0.00%	18	3.13%	1	0.17%	0	0.00%	4	0.70%	2	0.35%	0	0.00%
Canvass	0	0.00%	0	0.00%	0	0.00%	0	0.00%	0	0.00%	0	0.00%	0	0.00%
Total	0	0.00%	19	3.11%	1	0.16%	0	0.00%	4	0.65%	2	0.33%	0	0.00%
0072713														
Election Day	0	0.00%	1	2.63%	0	0.00%	0	0.00%	0	0.00%	0	0.00%	0	0.00%
Vote by Mail	0	0.00%	17	3.06%	7	1.26%	0	0.00%	13	2.34%	3	0.54%	0	0.00%
Canvass	0	0.00%	1	50.00%	0	0.00%	0	0.00%	0	0.00%	0	0.00%	0	0.00%
Total	0	0.00%	19	3.19%	7	1.18%	0	0.00%	13	2.18%	3	0.50%	0	0.00%

Precinct	DAVID HILLBERG (REP)		JEFF HEWITT (LIB)		JOHN R. DRAKE (DEM)		LARRY A. ELDER (REP)		KEVIN PAFFRATH (DEM)		ADAM PAPAGAN (NPP)		ARMANDO "MANDO" PEREZ- SERRATO (DEM)	
0072310														
Election Day	0	0.00%	0	0.00%	0	0.00%	17	60.71%	4	14.29%	0	0.00%	0	0.00%
Vote by Mail	0	0.00%	3	0.58%	2	0.39%	230	44.75%	67	13.04%	0	0.00%	4	0.78%
Canvass	0	0.00%	0	0.00%	0	0.00%	1	100.00%	0	0.00%	0	0.00%	0	0.00%
Total	0	0.00%	3	0.55%	2	0.37%	248	45.67%	71	13.08%	0	0.00%	4	0.74%
0072532														
Election Day	0	0.00%	0	0.00%	0	0.00%	15	71.43%	0	0.00%	0	0.00%	0	0.00%
Vote by Mail	0	0.00%	4	0.65%	6	0.98%	270	44.12%	78	12.75%	0	0.00%	2	0.33%
Canvass	0	0.00%	0	0.00%	0	0.00%	3	60.00%	0	0.00%	0	0.00%	0	0.00%
Total	0	0.00%	4	0.63%	6	0.94%	288	45.14%	78	12.23%	0	0.00%	2	0.31%
0072564														
Election Day	0	0.00%	0	0.00%	0	0.00%	26	89.66%	0	0.00%	0	0.00%	0	0.00%
Vote by Mail	0	0.00%	3	0.59%	7	1.39%	226	44.75%	43	8.51%	0	0.00%	6	1.19%
Canvass	0	0.00%	0	0.00%	0	0.00%	1	33.33%	0	0.00%	0	0.00%	0	0.00%
Total	0	0.00%	3	0.56%	7	1.30%	253	47.11%	43	8.01%	0	0.00%	6	1.12%
0072606														
Election Day	0	0.00%	0	0.00%	0	0.00%	22	61.11%	1	2.78%	0	0.00%	0	0.00%
Vote by Mail	0	0.00%	4	0.67%	9	1.50%	259	43.09%	55	9.15%	1	0.17%	3	0.50%
Canvass	0	0.00%	0	0.00%	0	0.00%	1	25.00%	0	0.00%	0	0.00%	0	0.00%
Total	0	0.00%	4	0.62%	9	1.40%	282	43.99%	56	8.74%	1	0.16%	3	0.47%
0072640														
Election Day	0	0.00%	0	0.00%	0	0.00%	22	62.86%	1	2.86%	0	0.00%	0	0.00%
Vote by Mail	0	0.00%	11	1.91%	2	0.35%	249	43.30%	45	7.83%	0	0.00%	6	1.04%
Canvass	0	0.00%	0	0.00%	0	0.00%	0	0.00%	0	0.00%	0	0.00%	0	0.00%
Total	0	0.00%	11	1.80%	2	0.33%	271	44.35%	46	7.53%	0	0.00%	6	0.98%
0072713														
Election Day	0	0.00%	0	0.00%	0	0.00%	25	65.79%	3	7.89%	0	0.00%	0	0.00%
Vote by Mail	0	0.00%	2	0.36%	4	0.72%	215	38.74%	78	14.05%	0	0.00%	4	0.72%
Canvass	0	0.00%	0	0.00%	0	0.00%	1	50.00%	0	0.00%	0	0.00%	0	0.00%
Total	0	0.00%	2	0.34%	4	0.67%	241	40.50%	81	13.61%	0	0.00%	4	0.67%

Precinct	JOHN COX (REP)		HEATHER COLLINS (G-P)		DANIEL WATTS (DEM)		NICKOLAS WILDSTAR (REP)		SARAH STEPHENS (REP)		DENVER STONER (REP)		JOE M. SYMMON (REP)	
0072310														
Election Day	0	0.00%	0	0.00%	0	0.00%	0	0.00%	0	0.00%	0	0.00%	0	0.00%
Vote by Mail	14	2.72%	2	0.39%	14	2.72%	0	0.00%	0	0.00%	2	0.39%	0	0.00%
Canvass	0	0.00%	0	0.00%	0	0.00%	0	0.00%	0	0.00%	0	0.00%	0	0.00%
Total	14	2.58%	2	0.37%	14	2.58%	0	0.00%	0	0.00%	2	0.37%	0	0.00%
0072532														
Election Day	1	4.76%	0	0.00%	0	0.00%	0	0.00%	0	0.00%	0	0.00%	0	0.00%
Vote by Mail	29	4.74%	2	0.33%	7	1.14%	0	0.00%	0	0.00%	0	0.00%	0	0.00%
Canvass	0	0.00%	0	0.00%	0	0.00%	0	0.00%	0	0.00%	0	0.00%	0	0.00%
Total	30	4.70%	2	0.31%	7	1.10%	0	0.00%	0	0.00%	0	0.00%	0	0.00%
0072564														
Election Day	0	0.00%	0	0.00%	0	0.00%	0	0.00%	0	0.00%	0	0.00%	0	0.00%
Vote by Mail	20	3.96%	1	0.20%	4	0.79%	1	0.20%	2	0.40%	1	0.20%	0	0.00%
Canvass	0	0.00%	0	0.00%	0	0.00%	0	0.00%	0	0.00%	0	0.00%	0	0.00%
Total	20	3.72%	1	0.19%	4	0.74%	1	0.19%	2	0.37%	1	0.19%	0	0.00%
0072606														
Election Day	1	2.78%	0	0.00%	0	0.00%	0	0.00%	0	0.00%	0	0.00%	0	0.00%
Vote by Mail	29	4.83%	3	0.50%	12	2.00%	0	0.00%	3	0.50%	0	0.00%	0	0.00%
Canvass	0	0.00%	0	0.00%	0	0.00%	0	0.00%	0	0.00%	0	0.00%	0	0.00%
Total	30	4.68%	3	0.47%	12	1.87%	0	0.00%	3	0.47%	0	0.00%	0	0.00%
0072640														
Election Day	2	5.71%	0	0.00%	2	5.71%	0	0.00%	0	0.00%	0	0.00%	0	0.00%
Vote by Mail	19	3.30%	5	0.87%	13	2.26%	0	0.00%	0	0.00%	1	0.17%	0	0.00%
Canvass	0	0.00%	1	100.00%	0	0.00%	0	0.00%	0	0.00%	0	0.00%	0	0.00%
Total	21	3.44%	6	0.98%	15	2.45%	0	0.00%	0	0.00%	1	0.16%	0	0.00%
0072713														
Election Day	0	0.00%	0	0.00%	0	0.00%	0	0.00%	0	0.00%	1	2.63%	0	0.00%
Vote by Mail	20	3.60%	2	0.36%	10	1.80%	0	0.00%	0	0.00%	0	0.00%	0	0.00%
Canvass	0	0.00%	0	0.00%	0	0.00%	0	0.00%	0	0.00%	0	0.00%	0	0.00%
Total	20	3.36%	2	0.34%	10	1.68%	0	0.00%	0	0.00%	1	0.17%	0	0.00%

Precinct	MAJOR SINGH (NPP)		DOUG OSE (REP)		Write-in		Total Votes	ROXANNE Qualified Write In		STACY SMITH Qualified Write In		MAJOR WILLIAMS Qualified Write In	
0072310													
Election Day	0	0.00%	0	0.00%	0	0.00%	28	0	0.00%	0	0.00%	0	0.00%
Vote by Mail	3	0.58%	8	1.56%	0	0.00%	514	0	0.00%	0	0.00%	0	0.00%
Canvass	0	0.00%	0	0.00%	0	0.00%	1	0	0.00%	0	0.00%	0	0.00%
Total	3	0.55%	8	1.47%	0	0.00%	543	0	0.00%	0	0.00%	0	0.00%
0072532													
Election Day	0	0.00%	0	0.00%	0	0.00%	21	0	0.00%	0	0.00%	0	0.00%
Vote by Mail	0	0.00%	4	0.65%	0	0.00%	612	0	0.00%	0	0.00%	0	0.00%
Canvass	0	0.00%	0	0.00%	0	0.00%	5	0	0.00%	0	0.00%	0	0.00%
Total	0	0.00%	4	0.63%	0	0.00%	638	0	0.00%	0	0.00%	0	0.00%
0072564													
Election Day	0	0.00%	0	0.00%	0	0.00%	29	0	0.00%	0	0.00%	0	0.00%
Vote by Mail	1	0.20%	11	2.18%	0	0.00%	505	0	0.00%	0	0.00%	0	0.00%
Canvass	0	0.00%	0	0.00%	0	0.00%	3	0	0.00%	0	0.00%	0	0.00%
Total	1	0.19%	11	2.05%	0	0.00%	537	0	0.00%	0	0.00%	0	0.00%
0072606													
Election Day	0	0.00%	0	0.00%	0	0.00%	36	0	0.00%	0	0.00%	0	0.00%
Vote by Mail	2	0.33%	7	1.16%	0	0.00%	601	0	0.00%	0	0.00%	0	0.00%
Canvass	0	0.00%	0	0.00%	0	0.00%	4	0	0.00%	0	0.00%	0	0.00%
Total	2	0.31%	7	1.09%	0	0.00%	641	0	0.00%	0	0.00%	0	0.00%
0072640													
Election Day	2	5.71%	0	0.00%	0	0.00%	35	0	0.00%	0	0.00%	0	0.00%
Vote by Mail	1	0.17%	8	1.39%	0	0.00%	575	0	0.00%	0	0.00%	0	0.00%
Canvass	0	0.00%	0	0.00%	0	0.00%	1	0	0.00%	0	0.00%	0	0.00%
Total	3	0.49%	8	1.31%	0	0.00%	611	0	0.00%	0	0.00%	0	0.00%
0072713													
Election Day	0	0.00%	0	0.00%	0	0.00%	38	0	0.00%	0	0.00%	0	0.00%
Vote by Mail	1	0.18%	3	0.54%	1	0.18%	555	0	0.00%	0	0.00%	1	0.18%
Canvass	0	0.00%	0	0.00%	0	0.00%	2	0	0.00%	0	0.00%	0	0.00%
Total	1	0.17%	3	0.50%	1	0.17%	595	0	0.00%	0	0.00%	1	0.17%

Precinct	THUY E. HUGENS Qualified Write In		MIKI HABRYN Qualified Write In		VINCE LUNDGREN Qualified Write In		VIVEK B. MOHAN Qualified Write In	
0072310								
Election Day	0	0.00%	0	0.00%	0	0.00%	0	0.00%
Vote by Mail	0	0.00%	0	0.00%	0	0.00%	0	0.00%
Canvass	0	0.00%	0	0.00%	0	0.00%	0	0.00%
Total	0	0.00%	0	0.00%	0	0.00%	0	0.00%
0072532								
Election Day	0	0.00%	0	0.00%	0	0.00%	0	0.00%
Vote by Mail	0	0.00%	0	0.00%	0	0.00%	0	0.00%
Canvass	0	0.00%	0	0.00%	0	0.00%	0	0.00%
Total	0	0.00%	0	0.00%	0	0.00%	0	0.00%
0072564								
Election Day	0	0.00%	0	0.00%	0	0.00%	0	0.00%
Vote by Mail	0	0.00%	0	0.00%	0	0.00%	0	0.00%
Canvass	0	0.00%	0	0.00%	0	0.00%	0	0.00%
Total	0	0.00%	0	0.00%	0	0.00%	0	0.00%
0072606								
Election Day	0	0.00%	0	0.00%	0	0.00%	0	0.00%
Vote by Mail	0	0.00%	0	0.00%	0	0.00%	0	0.00%
Canvass	0	0.00%	0	0.00%	0	0.00%	0	0.00%
Total	0	0.00%	0	0.00%	0	0.00%	0	0.00%
0072640								
Election Day	0	0.00%	0	0.00%	0	0.00%	0	0.00%
Vote by Mail	0	0.00%	0	0.00%	0	0.00%	0	0.00%
Canvass	0	0.00%	0	0.00%	0	0.00%	0	0.00%
Total	0	0.00%	0	0.00%	0	0.00%	0	0.00%
0072713								
Election Day	0	0.00%	0	0.00%	0	0.00%	0	0.00%
Vote by Mail	0	0.00%	0	0.00%	0	0.00%	0	0.00%
Canvass	0	0.00%	0	0.00%	0	0.00%	0	0.00%
Total	0	0.00%	0	0.00%	0	0.00%	0	0.00%

Precinct	Times Cast	Registered Voters	Undervotes	Overvotes
0072796				
Election Day	43	1,516	6	0
Vote by Mail	887	1,516	475	0
Canvass	6	1,516	1	0
Total	936	1,516	482	0
0072804				
Election Day	48	1,373	8	0
Vote by Mail	858	1,373	429	4
Canvass	5	1,373	2	0
Total	911	1,373	439	4
0072850				
Election Day	59	1,583	13	0
Vote by Mail	981	1,583	500	0
Canvass	4	1,583	3	0
Total	1,044	1,583	516	0
0073018				
Election Day	38	1,533	6	1
Vote by Mail	859	1,533	460	0
Canvass	5	1,533	1	0
Total	902	1,533	467	1
0073044				
Election Day	38	1,850	8	0
Vote by Mail	1,147	1,850	585	5
Canvass	1	1,850	0	0
Total	1,186	1,850	593	5
0073129				
Election Day	45	1,910	11	0
Vote by Mail	1,140	1,910	549	7
Canvass	9	1,910	2	0
Total	1,194	1,910	562	7

Precinct	DAN KAPELOVITZ (G-P)		KEVIN K. KAUL (NPP)	
0072796				
Election Day	0	0.00%	0	0.00%
Vote by Mail	3	0.73%	1	0.24%
Canvass	0	0.00%	0	0.00%
Total	3	0.66%	1	0.22%
0072804				
Election Day	1	2.50%	0	0.00%
Vote by Mail	0	0.00%	0	0.00%
Canvass	0	0.00%	0	0.00%
Total	1	0.21%	0	0.00%
0072850				
Election Day	0	0.00%	0	0.00%
Vote by Mail	8	1.66%	1	0.21%
Canvass	0	0.00%	0	0.00%
Total	8	1.52%	1	0.19%
0073018				
Election Day	0	0.00%	0	0.00%
Vote by Mail	4	1.00%	0	0.00%
Canvass	0	0.00%	0	0.00%
Total	4	0.92%	0	0.00%
0073044				
Election Day	0	0.00%	0	0.00%
Vote by Mail	5	0.90%	0	0.00%
Canvass	0	0.00%	0	0.00%
Total	5	0.85%	0	0.00%
0073129				
Election Day	0	0.00%	0	0.00%
Vote by Mail	1	0.17%	0	0.00%
Canvass	1	14.29%	0	0.00%
Total	2	0.32%	0	0.00%

Precinct	CHAUNCEY "SLIM" KILLENS (REP)		KEVIN KILEY (REP)		PATRICK KILPATRICK (DEM)		ANTHONY TRIMINO (REP)		JOEL VENTRESCA (DEM)		KEVIN L. FAULCONER (REP)		RHONDA FURIN (REP)	
0072796														
Election Day	0	0.00%	5	13.51%	0	0.00%	0	0.00%	0	0.00%	2	5.41%	0	0.00%
Vote by Mail	0	0.00%	22	5.34%	3	0.73%	3	0.73%	7	1.70%	34	8.25%	1	0.24%
Canvass	0	0.00%	0	0.00%	0	0.00%	0	0.00%	0	0.00%	0	0.00%	0	0.00%
Total	0	0.00%	27	5.95%	3	0.66%	3	0.66%	7	1.54%	36	7.93%	1	0.22%
0072804														
Election Day	0	0.00%	1	2.50%	1	2.50%	1	2.50%	0	0.00%	1	2.50%	0	0.00%
Vote by Mail	0	0.00%	29	6.82%	4	0.94%	1	0.24%	17	4.00%	49	11.53%	1	0.24%
Canvass	0	0.00%	0	0.00%	0	0.00%	0	0.00%	0	0.00%	0	0.00%	0	0.00%
Total	0	0.00%	30	6.41%	5	1.07%	2	0.43%	17	3.63%	50	10.68%	1	0.21%
0072850														
Election Day	0	0.00%	5	10.87%	0	0.00%	0	0.00%	0	0.00%	0	0.00%	0	0.00%
Vote by Mail	0	0.00%	26	5.41%	5	1.04%	2	0.42%	9	1.87%	50	10.40%	3	0.62%
Canvass	0	0.00%	0	0.00%	0	0.00%	0	0.00%	0	0.00%	1	100.00%	0	0.00%
Total	0	0.00%	31	5.87%	5	0.95%	2	0.38%	9	1.70%	51	9.66%	3	0.57%
0073018														
Election Day	0	0.00%	1	3.23%	0	0.00%	0	0.00%	0	0.00%	0	0.00%	0	0.00%
Vote by Mail	2	0.50%	14	3.51%	16	4.01%	0	0.00%	4	1.00%	17	4.26%	1	0.25%
Canvass	0	0.00%	0	0.00%	0	0.00%	0	0.00%	0	0.00%	0	0.00%	0	0.00%
Total	2	0.46%	15	3.46%	16	3.69%	0	0.00%	4	0.92%	17	3.92%	1	0.23%
0073044														
Election Day	0	0.00%	3	10.00%	0	0.00%	0	0.00%	0	0.00%	0	0.00%	0	0.00%
Vote by Mail	1	0.18%	28	5.03%	4	0.72%	0	0.00%	16	2.87%	38	6.82%	0	0.00%
Canvass	0	0.00%	0	0.00%	0	0.00%	0	0.00%	0	0.00%	0	0.00%	0	0.00%
Total	1	0.17%	31	5.27%	4	0.68%	0	0.00%	16	2.72%	38	6.46%	0	0.00%
0073129														
Election Day	0	0.00%	1	2.94%	0	0.00%	0	0.00%	0	0.00%	1	2.94%	0	0.00%
Vote by Mail	0	0.00%	36	6.16%	6	1.03%	1	0.17%	11	1.88%	35	5.99%	1	0.17%
Canvass	0	0.00%	0	0.00%	0	0.00%	0	0.00%	0	0.00%	0	0.00%	0	0.00%
Total	0	0.00%	37	5.92%	6	0.96%	1	0.16%	11	1.76%	36	5.76%	1	0.16%

Precinct	ROBERT C. NEWMAN II (REP)		DENNIS RICHTER (NPP)		BRANDON M. ROSS (DEM)		SAM L. GALLUCCI (REP)		TED GAINES (REP)		CAITLYN JENNER (REP)		LEO S. ZACKY (REP)	
0072796														
Election Day	0	0.00%	0	0.00%	0	0.00%	0	0.00%	0	0.00%	0	0.00%	0	0.00%
Vote by Mail	1	0.24%	0	0.00%	33	8.01%	1	0.24%	4	0.97%	8	1.94%	0	0.00%
Canvass	0	0.00%	0	0.00%	0	0.00%	0	0.00%	1	20.00%	0	0.00%	0	0.00%
Total	1	0.22%	0	0.00%	33	7.27%	1	0.22%	5	1.10%	8	1.76%	0	0.00%
0072804														
Election Day	0	0.00%	0	0.00%	3	7.50%	0	0.00%	0	0.00%	0	0.00%	0	0.00%
Vote by Mail	0	0.00%	3	0.71%	24	5.65%	0	0.00%	1	0.24%	2	0.47%	0	0.00%
Canvass	0	0.00%	0	0.00%	1	33.33%	0	0.00%	0	0.00%	0	0.00%	0	0.00%
Total	0	0.00%	3	0.64%	28	5.98%	0	0.00%	1	0.21%	2	0.43%	0	0.00%
0072850														
Election Day	0	0.00%	0	0.00%	7	15.22%	0	0.00%	0	0.00%	0	0.00%	0	0.00%
Vote by Mail	2	0.42%	0	0.00%	32	6.65%	1	0.21%	7	1.46%	7	1.46%	0	0.00%
Canvass	0	0.00%	0	0.00%	0	0.00%	0	0.00%	0	0.00%	0	0.00%	0	0.00%
Total	2	0.38%	0	0.00%	39	7.39%	1	0.19%	7	1.33%	7	1.33%	0	0.00%
0073018														
Election Day	0	0.00%	0	0.00%	5	16.13%	0	0.00%	0	0.00%	0	0.00%	0	0.00%
Vote by Mail	0	0.00%	0	0.00%	30	7.52%	0	0.00%	2	0.50%	12	3.01%	0	0.00%
Canvass	0	0.00%	0	0.00%	2	50.00%	0	0.00%	0	0.00%	0	0.00%	0	0.00%
Total	0	0.00%	0	0.00%	37	8.53%	0	0.00%	2	0.46%	12	2.76%	0	0.00%
0073044														
Election Day	1	3.33%	0	0.00%	0	0.00%	0	0.00%	0	0.00%	1	3.33%	0	0.00%
Vote by Mail	1	0.18%	0	0.00%	53	9.52%	1	0.18%	8	1.44%	8	1.44%	0	0.00%
Canvass	0	0.00%	0	0.00%	0	0.00%	0	0.00%	0	0.00%	0	0.00%	0	0.00%
Total	2	0.34%	0	0.00%	53	9.01%	1	0.17%	8	1.36%	9	1.53%	0	0.00%
0073129														
Election Day	0	0.00%	0	0.00%	3	8.82%	0	0.00%	1	2.94%	2	5.88%	0	0.00%
Vote by Mail	3	0.51%	1	0.17%	56	9.59%	0	0.00%	9	1.54%	5	0.86%	0	0.00%
Canvass	0	0.00%	0	0.00%	1	14.29%	0	0.00%	0	0.00%	0	0.00%	0	0.00%
Total	3	0.48%	1	0.16%	60	9.60%	0	0.00%	10	1.60%	7	1.12%	0	0.00%

Precinct	JENNY RAE LE ROUX (REP)		DAVID LOZANO (REP)		STEVE CHAVEZ LODGE (REP)		MICHAEL LOEBBS (NPP)		DENIS LUCEY (NPP)		DIEGO MARTINEZ (REP)		JEREMIAH "JEREMY" MARCINIAK (NPP)	
0072796														
Election Day	0	0.00%	0	0.00%	0	0.00%	1	2.70%	0	0.00%	0	0.00%	0	0.00%
Vote by Mail	1	0.24%	0	0.00%	0	0.00%	1	0.24%	0	0.00%	2	0.49%	0	0.00%
Canvass	0	0.00%	0	0.00%	0	0.00%	0	0.00%	0	0.00%	0	0.00%	0	0.00%
Total	1	0.22%	0	0.00%	0	0.00%	2	0.44%	0	0.00%	2	0.44%	0	0.00%
0072804														
Election Day	0	0.00%	0	0.00%	0	0.00%	0	0.00%	0	0.00%	0	0.00%	0	0.00%
Vote by Mail	1	0.24%	0	0.00%	1	0.24%	1	0.24%	0	0.00%	2	0.47%	0	0.00%
Canvass	0	0.00%	0	0.00%	0	0.00%	0	0.00%	0	0.00%	0	0.00%	0	0.00%
Total	1	0.21%	0	0.00%	1	0.21%	1	0.21%	0	0.00%	2	0.43%	0	0.00%
0072850														
Election Day	0	0.00%	0	0.00%	0	0.00%	0	0.00%	0	0.00%	0	0.00%	0	0.00%
Vote by Mail	0	0.00%	2	0.42%	0	0.00%	0	0.00%	0	0.00%	0	0.00%	0	0.00%
Canvass	0	0.00%	0	0.00%	0	0.00%	0	0.00%	0	0.00%	0	0.00%	0	0.00%
Total	0	0.00%	2	0.38%	0	0.00%	0	0.00%	0	0.00%	0	0.00%	0	0.00%
0073018														
Election Day	0	0.00%	0	0.00%	0	0.00%	0	0.00%	0	0.00%	0	0.00%	0	0.00%
Vote by Mail	1	0.25%	0	0.00%	2	0.50%	1	0.25%	0	0.00%	0	0.00%	0	0.00%
Canvass	0	0.00%	0	0.00%	0	0.00%	0	0.00%	0	0.00%	0	0.00%	0	0.00%
Total	1	0.23%	0	0.00%	2	0.46%	1	0.23%	0	0.00%	0	0.00%	0	0.00%
0073044														
Election Day	1	3.33%	0	0.00%	0	0.00%	0	0.00%	0	0.00%	0	0.00%	0	0.00%
Vote by Mail	1	0.18%	2	0.36%	0	0.00%	0	0.00%	0	0.00%	1	0.18%	0	0.00%
Canvass	0	0.00%	0	0.00%	0	0.00%	0	0.00%	0	0.00%	0	0.00%	0	0.00%
Total	2	0.34%	2	0.34%	0	0.00%	0	0.00%	0	0.00%	1	0.17%	0	0.00%
0073129														
Election Day	0	0.00%	0	0.00%	0	0.00%	0	0.00%	0	0.00%	0	0.00%	0	0.00%
Vote by Mail	1	0.17%	0	0.00%	0	0.00%	8	1.37%	0	0.00%	0	0.00%	0	0.00%
Canvass	0	0.00%	0	0.00%	0	0.00%	0	0.00%	0	0.00%	0	0.00%	0	0.00%
Total	1	0.16%	0	0.00%	0	0.00%	8	1.28%	0	0.00%	0	0.00%	0	0.00%

Precinct	DANIEL MERCURI (REP)		JACQUELINE MCGOWAN (DEM)		DAVID MOORE (NPP)		DAVID ALEXANDER BRAMANTE (REP)		HOLLY L. BAADE (DEM)		ANGELYNE (NPP)		JAMES G. HANINK (NPP)	
0072796														
Election Day	0	0.00%	1	2.70%	0	0.00%	0	0.00%	0	0.00%	0	0.00%	0	0.00%
Vote by Mail	0	0.00%	19	4.61%	1	0.24%	0	0.00%	7	1.70%	3	0.73%	0	0.00%
Canvass	0	0.00%	0	0.00%	0	0.00%	0	0.00%	0	0.00%	0	0.00%	0	0.00%
Total	0	0.00%	20	4.41%	1	0.22%	0	0.00%	7	1.54%	3	0.66%	0	0.00%
0072804														
Election Day	0	0.00%	2	5.00%	0	0.00%	0	0.00%	0	0.00%	0	0.00%	0	0.00%
Vote by Mail	0	0.00%	18	4.24%	2	0.47%	0	0.00%	4	0.94%	0	0.00%	0	0.00%
Canvass	0	0.00%	1	33.33%	0	0.00%	0	0.00%	0	0.00%	0	0.00%	0	0.00%
Total	0	0.00%	21	4.49%	2	0.43%	0	0.00%	4	0.85%	0	0.00%	0	0.00%
0072850														
Election Day	0	0.00%	0	0.00%	0	0.00%	0	0.00%	1	2.17%	0	0.00%	0	0.00%
Vote by Mail	0	0.00%	17	3.53%	3	0.62%	0	0.00%	8	1.66%	1	0.21%	1	0.21%
Canvass	0	0.00%	0	0.00%	0	0.00%	0	0.00%	0	0.00%	0	0.00%	0	0.00%
Total	0	0.00%	17	3.22%	3	0.57%	0	0.00%	9	1.70%	1	0.19%	1	0.19%
0073018														
Election Day	0	0.00%	3	9.68%	0	0.00%	0	0.00%	0	0.00%	0	0.00%	0	0.00%
Vote by Mail	0	0.00%	17	4.26%	3	0.75%	0	0.00%	6	1.50%	0	0.00%	3	0.75%
Canvass	0	0.00%	0	0.00%	0	0.00%	0	0.00%	0	0.00%	0	0.00%	0	0.00%
Total	0	0.00%	20	4.61%	3	0.69%	0	0.00%	6	1.38%	0	0.00%	3	0.69%
0073044														
Election Day	0	0.00%	2	6.67%	0	0.00%	0	0.00%	0	0.00%	0	0.00%	0	0.00%
Vote by Mail	0	0.00%	26	4.67%	0	0.00%	0	0.00%	6	1.08%	1	0.18%	0	0.00%
Canvass	0	0.00%	0	0.00%	0	0.00%	0	0.00%	0	0.00%	0	0.00%	0	0.00%
Total	0	0.00%	28	4.76%	0	0.00%	0	0.00%	6	1.02%	1	0.17%	0	0.00%
0073129														
Election Day	0	0.00%	1	2.94%	0	0.00%	0	0.00%	0	0.00%	0	0.00%	0	0.00%
Vote by Mail	0	0.00%	30	5.14%	3	0.51%	1	0.17%	8	1.37%	2	0.34%	0	0.00%
Canvass	0	0.00%	0	0.00%	0	0.00%	0	0.00%	0	0.00%	0	0.00%	0	0.00%
Total	0	0.00%	31	4.96%	3	0.48%	1	0.16%	8	1.28%	2	0.32%	0	0.00%

Precinct	DAVID HILLBERG (REP)		JEFF HEWITT (LIB)		JOHN R. DRAKE (DEM)		LARRY A. ELDER (REP)		KEVIN PAFFRATH (DEM)		ADAM PAPAGAN (NPP)		ARMANDO "MANDO" PEREZ- SERRATO (DEM)	
0072796														
Election Day	0	0.00%	1	2.70%	0	0.00%	24	64.86%	1	2.70%	0	0.00%	0	0.00%
Vote by Mail	0	0.00%	0	0.00%	0	0.00%	191	46.36%	36	8.74%	0	0.00%	2	0.49%
Canvass	0	0.00%	0	0.00%	0	0.00%	4	80.00%	0	0.00%	0	0.00%	0	0.00%
Total	0	0.00%	1	0.22%	0	0.00%	219	48.24%	37	8.15%	0	0.00%	2	0.44%
0072804														
Election Day	0	0.00%	1	2.50%	0	0.00%	26	65.00%	2	5.00%	0	0.00%	0	0.00%
Vote by Mail	0	0.00%	2	0.47%	1	0.24%	174	40.94%	59	13.88%	0	0.00%	2	0.47%
Canvass	0	0.00%	0	0.00%	0	0.00%	1	33.33%	0	0.00%	0	0.00%	0	0.00%
Total	0	0.00%	3	0.64%	1	0.21%	201	42.95%	61	13.03%	0	0.00%	2	0.43%
0072850														
Election Day	0	0.00%	0	0.00%	0	0.00%	30	65.22%	1	2.17%	0	0.00%	0	0.00%
Vote by Mail	0	0.00%	5	1.04%	4	0.83%	205	42.62%	43	8.94%	0	0.00%	5	1.04%
Canvass	0	0.00%	0	0.00%	0	0.00%	0	0.00%	0	0.00%	0	0.00%	0	0.00%
Total	0	0.00%	5	0.95%	4	0.76%	235	44.51%	44	8.33%	0	0.00%	5	0.95%
0073018														
Election Day	0	0.00%	0	0.00%	0	0.00%	18	58.06%	3	9.68%	0	0.00%	0	0.00%
Vote by Mail	1	0.25%	6	1.50%	4	1.00%	156	39.10%	45	11.28%	0	0.00%	5	1.25%
Canvass	0	0.00%	0	0.00%	0	0.00%	2	50.00%	0	0.00%	0	0.00%	0	0.00%
Total	1	0.23%	6	1.38%	4	0.92%	176	40.55%	48	11.06%	0	0.00%	5	1.15%
0073044														
Election Day	0	0.00%	0	0.00%	0	0.00%	20	66.67%	0	0.00%	0	0.00%	0	0.00%
Vote by Mail	0	0.00%	7	1.26%	4	0.72%	230	41.29%	40	7.18%	2	0.36%	3	0.54%
Canvass	0	0.00%	0	0.00%	0	0.00%	1	100.00%	0	0.00%	0	0.00%	0	0.00%
Total	0	0.00%	7	1.19%	4	0.68%	251	42.69%	40	6.80%	2	0.34%	3	0.51%
0073129														
Election Day	0	0.00%	0	0.00%	0	0.00%	23	67.65%	2	5.88%	0	0.00%	0	0.00%
Vote by Mail	1	0.17%	4	0.68%	11	1.88%	223	38.18%	71	12.16%	0	0.00%	2	0.34%
Canvass	0	0.00%	0	0.00%	0	0.00%	5	71.43%	0	0.00%	0	0.00%	0	0.00%
Total	1	0.16%	4	0.64%	11	1.76%	251	40.16%	73	11.68%	0	0.00%	2	0.32%

Precinct	JOHN COX (REP)		HEATHER COLLINS (G-P)		DANIEL WATTS (DEM)		NICKOLAS WILDSTAR (REP)		SARAH STEPHENS (REP)		DENVER STONER (REP)		JOE M. SYMMON (REP)	
0072796														
Election Day	2	5.41%	0	0.00%	0	0.00%	0	0.00%	0	0.00%	0	0.00%	0	0.00%
Vote by Mail	10	2.43%	0	0.00%	13	3.16%	0	0.00%	0	0.00%	2	0.49%	0	0.00%
Canvass	0	0.00%	0	0.00%	0	0.00%	0	0.00%	0	0.00%	0	0.00%	0	0.00%
Total	12	2.64%	0	0.00%	13	2.86%	0	0.00%	0	0.00%	2	0.44%	0	0.00%
0072804														
Election Day	0	0.00%	0	0.00%	1	2.50%	0	0.00%	0	0.00%	0	0.00%	0	0.00%
Vote by Mail	12	2.82%	1	0.24%	6	1.41%	0	0.00%	0	0.00%	0	0.00%	0	0.00%
Canvass	0	0.00%	0	0.00%	0	0.00%	0	0.00%	0	0.00%	0	0.00%	0	0.00%
Total	12	2.56%	1	0.21%	7	1.50%	0	0.00%	0	0.00%	0	0.00%	0	0.00%
0072850														
Election Day	2	4.35%	0	0.00%	0	0.00%	0	0.00%	0	0.00%	0	0.00%	0	0.00%
Vote by Mail	15	3.12%	3	0.62%	10	2.08%	0	0.00%	0	0.00%	0	0.00%	0	0.00%
Canvass	0	0.00%	0	0.00%	0	0.00%	0	0.00%	0	0.00%	0	0.00%	0	0.00%
Total	17	3.22%	3	0.57%	10	1.89%	0	0.00%	0	0.00%	0	0.00%	0	0.00%
0073018														
Election Day	1	3.23%	0	0.00%	0	0.00%	0	0.00%	0	0.00%	0	0.00%	0	0.00%
Vote by Mail	18	4.51%	2	0.50%	21	5.26%	0	0.00%	0	0.00%	0	0.00%	0	0.00%
Canvass	0	0.00%	0	0.00%	0	0.00%	0	0.00%	0	0.00%	0	0.00%	0	0.00%
Total	19	4.38%	2	0.46%	21	4.84%	0	0.00%	0	0.00%	0	0.00%	0	0.00%
0073044														
Election Day	1	3.33%	1	3.33%	0	0.00%	0	0.00%	0	0.00%	0	0.00%	0	0.00%
Vote by Mail	35	6.28%	6	1.08%	13	2.33%	1	0.18%	3	0.54%	0	0.00%	0	0.00%
Canvass	0	0.00%	0	0.00%	0	0.00%	0	0.00%	0	0.00%	0	0.00%	0	0.00%
Total	36	6.12%	7	1.19%	13	2.21%	1	0.17%	3	0.51%	0	0.00%	0	0.00%
0073129														
Election Day	0	0.00%	0	0.00%	0	0.00%	0	0.00%	0	0.00%	0	0.00%	0	0.00%
Vote by Mail	22	3.77%	1	0.17%	10	1.71%	0	0.00%	2	0.34%	2	0.34%	0	0.00%
Canvass	0	0.00%	0	0.00%	0	0.00%	0	0.00%	0	0.00%	0	0.00%	0	0.00%
Total	22	3.52%	1	0.16%	10	1.60%	0	0.00%	2	0.32%	2	0.32%	0	0.00%

Precinct	MAJOR SINGH (NPP)		DOUG OSE (REP)		Write-in		Total Votes	ROXANNE Qualified Write In		STACY SMITH Qualified Write In		MAJOR WILLIAMS Qualified Write In	
0072796													
Election Day	0	0.00%	0	0.00%	0	0.00%	37	0	0.00%	0	0.00%	0	0.00%
Vote by Mail	1	0.24%	2	0.49%	0	0.00%	412	0	0.00%	0	0.00%	0	0.00%
Canvass	0	0.00%	0	0.00%	0	0.00%	5	0	0.00%	0	0.00%	0	0.00%
Total	1	0.22%	2	0.44%	0	0.00%	454	0	0.00%	0	0.00%	0	0.00%
0072804													
Election Day	0	0.00%	0	0.00%	0	0.00%	40	0	0.00%	0	0.00%	0	0.00%
Vote by Mail	0	0.00%	8	1.88%	0	0.00%	425	0	0.00%	0	0.00%	0	0.00%
Canvass	0	0.00%	0	0.00%	0	0.00%	3	0	0.00%	0	0.00%	0	0.00%
Total	0	0.00%	8	1.71%	0	0.00%	468	0	0.00%	0	0.00%	0	0.00%
0072850													
Election Day	0	0.00%	0	0.00%	0	0.00%	46	0	0.00%	0	0.00%	0	0.00%
Vote by Mail	3	0.62%	3	0.62%	0	0.00%	481	0	0.00%	0	0.00%	0	0.00%
Canvass	0	0.00%	0	0.00%	0	0.00%	1	0	0.00%	0	0.00%	0	0.00%
Total	3	0.57%	3	0.57%	0	0.00%	528	0	0.00%	0	0.00%	0	0.00%
0073018													
Election Day	0	0.00%	0	0.00%	0	0.00%	31	0	0.00%	0	0.00%	0	0.00%
Vote by Mail	3	0.75%	2	0.50%	1	0.25%	399	0	0.00%	0	0.00%	1	0.25%
Canvass	0	0.00%	0	0.00%	0	0.00%	4	0	0.00%	0	0.00%	0	0.00%
Total	3	0.69%	2	0.46%	1	0.23%	434	0	0.00%	0	0.00%	1	0.23%
0073044													
Election Day	0	0.00%	0	0.00%	0	0.00%	30	0	0.00%	0	0.00%	0	0.00%
Vote by Mail	2	0.36%	10	1.80%	1	0.18%	557	0	0.00%	0	0.00%	1	0.18%
Canvass	0	0.00%	0	0.00%	0	0.00%	1	0	0.00%	0	0.00%	0	0.00%
Total	2	0.34%	10	1.70%	1	0.17%	588	0	0.00%	0	0.00%	1	0.17%
0073129													
Election Day	0	0.00%	0	0.00%	0	0.00%	34	0	0.00%	0	0.00%	0	0.00%
Vote by Mail	9	1.54%	8	1.37%	0	0.00%	584	0	0.00%	0	0.00%	0	0.00%
Canvass	0	0.00%	0	0.00%	0	0.00%	7	0	0.00%	0	0.00%	0	0.00%
Total	9	1.44%	8	1.28%	0	0.00%	625	0	0.00%	0	0.00%	0	0.00%

Precinct	THUY E. HUGENS Qualified Write In		MIKI HABRYN Qualified Write In		VINCE LUNDGREN Qualified Write In		VIVEK B. MOHAN Qualified Write In	
0072796								
Election Day	0	0.00%	0	0.00%	0	0.00%	0	0.00%
Vote by Mail	0	0.00%	0	0.00%	0	0.00%	0	0.00%
Canvass	0	0.00%	0	0.00%	0	0.00%	0	0.00%
Total	0	0.00%	0	0.00%	0	0.00%	0	0.00%
0072804								
Election Day	0	0.00%	0	0.00%	0	0.00%	0	0.00%
Vote by Mail	0	0.00%	0	0.00%	0	0.00%	0	0.00%
Canvass	0	0.00%	0	0.00%	0	0.00%	0	0.00%
Total	0	0.00%	0	0.00%	0	0.00%	0	0.00%
0072850								
Election Day	0	0.00%	0	0.00%	0	0.00%	0	0.00%
Vote by Mail	0	0.00%	0	0.00%	0	0.00%	0	0.00%
Canvass	0	0.00%	0	0.00%	0	0.00%	0	0.00%
Total	0	0.00%	0	0.00%	0	0.00%	0	0.00%
0073018								
Election Day	0	0.00%	0	0.00%	0	0.00%	0	0.00%
Vote by Mail	0	0.00%	0	0.00%	0	0.00%	0	0.00%
Canvass	0	0.00%	0	0.00%	0	0.00%	0	0.00%
Total	0	0.00%	0	0.00%	0	0.00%	0	0.00%
0073044								
Election Day	0	0.00%	0	0.00%	0	0.00%	0	0.00%
Vote by Mail	0	0.00%	0	0.00%	0	0.00%	0	0.00%
Canvass	0	0.00%	0	0.00%	0	0.00%	0	0.00%
Total	0	0.00%	0	0.00%	0	0.00%	0	0.00%
0073129								
Election Day	0	0.00%	0	0.00%	0	0.00%	0	0.00%
Vote by Mail	0	0.00%	0	0.00%	0	0.00%	0	0.00%
Canvass	0	0.00%	0	0.00%	0	0.00%	0	0.00%
Total	0	0.00%	0	0.00%	0	0.00%	0	0.00%

Precinct	Times Cast	Registered Voters	Undervotes	Overvotes
0073171				
Election Day	47	1,874	11	0
Vote by Mail	973	1,874	517	2
Canvass	8	1,874	1	0
Total	1,028	1,874	529	2
0073180				
Election Day	39	1,932	8	0
Vote by Mail	1,118	1,932	608	4
Canvass	5	1,932	2	0
Total	1,162	1,932	618	4
0073235				
Election Day	26	1,513	3	0
Vote by Mail	948	1,513	484	0
Canvass	6	1,513	0	0
Total	980	1,513	487	0
0073319				
Election Day	26	1,539	6	0
Vote by Mail	1,068	1,539	462	0
Canvass	2	1,539	0	0
Total	1,096	1,539	468	0
0073321				
Election Day	44	1,891	6	0
Vote by Mail	1,339	1,891	538	3
Canvass	3	1,891	2	0
Total	1,386	1,891	546	3
0073350				
Election Day	38	1,570	1	0
Vote by Mail	1,043	1,570	395	0
Canvass	6	1,570	2	0
Total	1,087	1,570	398	0

Precinct	DAN KAPELOVITZ (G-P)		KEVIN K. KAUL (NPP)	
0073171				
Election Day	0	0.00%	0	0.00%
Vote by Mail	2	0.44%	0	0.00%
Canvass	0	0.00%	0	0.00%
Total	2	0.40%	0	0.00%
0073180				
Election Day	0	0.00%	0	0.00%
Vote by Mail	5	0.99%	1	0.20%
Canvass	0	0.00%	0	0.00%
Total	5	0.93%	1	0.19%
0073235				
Election Day	0	0.00%	0	0.00%
Vote by Mail	1	0.22%	0	0.00%
Canvass	0	0.00%	0	0.00%
Total	1	0.20%	0	0.00%
0073319				
Election Day	0	0.00%	0	0.00%
Vote by Mail	2	0.33%	0	0.00%
Canvass	0	0.00%	0	0.00%
Total	2	0.32%	0	0.00%
0073321				
Election Day	0	0.00%	0	0.00%
Vote by Mail	6	0.75%	0	0.00%
Canvass	0	0.00%	0	0.00%
Total	6	0.72%	0	0.00%
0073350				
Election Day	0	0.00%	0	0.00%
Vote by Mail	4	0.62%	0	0.00%
Canvass	0	0.00%	0	0.00%
Total	4	0.58%	0	0.00%

Precinct	CHAUNCEY "SLIM" KILLENS (REP)		KEVIN KILEY (REP)		PATRICK KILPATRICK (DEM)		ANTHONY TRIMINO (REP)		JOEL VENTRESCA (DEM)		KEVIN L. FAULCONER (REP)		RHONDA FURIN (REP)	
0073171														
Election Day	0	0.00%	0	0.00%	1	2.78%	1	2.78%	2	5.56%	0	0.00%	0	0.00%
Vote by Mail	0	0.00%	24	5.29%	6	1.32%	0	0.00%	3	0.66%	13	2.86%	3	0.66%
Canvass	0	0.00%	0	0.00%	0	0.00%	0	0.00%	0	0.00%	1	14.29%	0	0.00%
Total	0	0.00%	24	4.83%	7	1.41%	1	0.20%	5	1.01%	14	2.82%	3	0.60%
0073180														
Election Day	0	0.00%	2	6.45%	0	0.00%	0	0.00%	1	3.23%	2	6.45%	1	3.23%
Vote by Mail	1	0.20%	25	4.94%	5	0.99%	1	0.20%	14	2.77%	48	9.49%	2	0.40%
Canvass	0	0.00%	0	0.00%	0	0.00%	0	0.00%	0	0.00%	0	0.00%	0	0.00%
Total	1	0.19%	27	5.00%	5	0.93%	1	0.19%	15	2.78%	50	9.26%	3	0.56%
0073235														
Election Day	0	0.00%	4	17.39%	0	0.00%	0	0.00%	0	0.00%	0	0.00%	0	0.00%
Vote by Mail	1	0.22%	22	4.74%	5	1.08%	2	0.43%	8	1.72%	33	7.11%	0	0.00%
Canvass	0	0.00%	0	0.00%	0	0.00%	0	0.00%	0	0.00%	0	0.00%	0	0.00%
Total	1	0.20%	26	5.27%	5	1.01%	2	0.41%	8	1.62%	33	6.69%	0	0.00%
0073319														
Election Day	0	0.00%	2	10.00%	0	0.00%	0	0.00%	0	0.00%	0	0.00%	0	0.00%
Vote by Mail	0	0.00%	30	4.95%	2	0.33%	3	0.50%	12	1.98%	67	11.06%	1	0.17%
Canvass	0	0.00%	0	0.00%	0	0.00%	0	0.00%	0	0.00%	0	0.00%	0	0.00%
Total	0	0.00%	32	5.10%	2	0.32%	3	0.48%	12	1.91%	67	10.67%	1	0.16%
0073321														
Election Day	0	0.00%	6	15.79%	0	0.00%	0	0.00%	0	0.00%	0	0.00%	0	0.00%
Vote by Mail	0	0.00%	44	5.51%	8	1.00%	0	0.00%	13	1.63%	106	13.28%	0	0.00%
Canvass	0	0.00%	0	0.00%	0	0.00%	0	0.00%	0	0.00%	0	0.00%	0	0.00%
Total	0	0.00%	50	5.97%	8	0.96%	0	0.00%	13	1.55%	106	12.66%	0	0.00%
0073350														
Election Day	0	0.00%	5	13.51%	0	0.00%	2	5.41%	1	2.70%	2	5.41%	0	0.00%
Vote by Mail	6	0.93%	28	4.32%	5	0.77%	2	0.31%	10	1.54%	59	9.10%	3	0.46%
Canvass	0	0.00%	0	0.00%	0	0.00%	0	0.00%	0	0.00%	0	0.00%	0	0.00%
Total	6	0.87%	33	4.79%	5	0.73%	4	0.58%	11	1.60%	61	8.85%	3	0.44%

Precinct	ROBERT C. NEWMAN II (REP)		DENNIS RICHTER (NPP)		BRANDON M. ROSS (DEM)		SAM L. GALLUCCI (REP)		TED GAINES (REP)		CAITLYN JENNER (REP)		LEO S. ZACKY (REP)	
0073171														
Election Day	1	2.78%	0	0.00%	3	8.33%	0	0.00%	0	0.00%	0	0.00%	0	0.00%
Vote by Mail	2	0.44%	0	0.00%	38	8.37%	1	0.22%	5	1.10%	6	1.32%	0	0.00%
Canvass	0	0.00%	0	0.00%	2	28.57%	0	0.00%	0	0.00%	2	28.57%	0	0.00%
Total	3	0.60%	0	0.00%	43	8.65%	1	0.20%	5	1.01%	8	1.61%	0	0.00%
0073180														
Election Day	0	0.00%	0	0.00%	4	12.90%	0	0.00%	1	3.23%	0	0.00%	0	0.00%
Vote by Mail	2	0.40%	0	0.00%	47	9.29%	1	0.20%	12	2.37%	8	1.58%	3	0.59%
Canvass	0	0.00%	0	0.00%	1	33.33%	0	0.00%	0	0.00%	0	0.00%	0	0.00%
Total	2	0.37%	0	0.00%	52	9.63%	1	0.19%	13	2.41%	8	1.48%	3	0.56%
0073235														
Election Day	0	0.00%	0	0.00%	2	8.70%	0	0.00%	0	0.00%	0	0.00%	0	0.00%
Vote by Mail	0	0.00%	0	0.00%	30	6.47%	0	0.00%	13	2.80%	8	1.72%	1	0.22%
Canvass	0	0.00%	0	0.00%	1	16.67%	1	16.67%	0	0.00%	1	16.67%	0	0.00%
Total	0	0.00%	0	0.00%	33	6.69%	1	0.20%	13	2.64%	9	1.83%	1	0.20%
0073319														
Election Day	0	0.00%	0	0.00%	3	15.00%	0	0.00%	0	0.00%	0	0.00%	0	0.00%
Vote by Mail	0	0.00%	1	0.17%	27	4.46%	1	0.17%	11	1.82%	5	0.83%	0	0.00%
Canvass	0	0.00%	0	0.00%	0	0.00%	0	0.00%	0	0.00%	0	0.00%	0	0.00%
Total	0	0.00%	1	0.16%	30	4.78%	1	0.16%	11	1.75%	5	0.80%	0	0.00%
0073321														
Election Day	0	0.00%	0	0.00%	5	13.16%	0	0.00%	0	0.00%	0	0.00%	0	0.00%
Vote by Mail	4	0.50%	1	0.13%	40	5.01%	2	0.25%	9	1.13%	3	0.38%	0	0.00%
Canvass	0	0.00%	0	0.00%	0	0.00%	0	0.00%	0	0.00%	0	0.00%	0	0.00%
Total	4	0.48%	1	0.12%	45	5.38%	2	0.24%	9	1.08%	3	0.36%	0	0.00%
0073350														
Election Day	0	0.00%	0	0.00%	2	5.41%	0	0.00%	0	0.00%	0	0.00%	0	0.00%
Vote by Mail	0	0.00%	0	0.00%	42	6.48%	1	0.15%	5	0.77%	5	0.77%	0	0.00%
Canvass	0	0.00%	0	0.00%	1	25.00%	0	0.00%	0	0.00%	0	0.00%	0	0.00%
Total	0	0.00%	0	0.00%	45	6.53%	1	0.15%	5	0.73%	5	0.73%	0	0.00%

Precinct	JENNY RAE LE ROUX (REP)		DAVID LOZANO (REP)		STEVE CHAVEZ LODGE (REP)		MICHAEL LOEBBS (NPP)		DENIS LUCEY (NPP)		DIEGO MARTINEZ (REP)		JEREMIAH "JEREMY" MARCINIAK (NPP)	
0073171														
Election Day	0	0.00%	0	0.00%	0	0.00%	0	0.00%	0	0.00%	0	0.00%	0	0.00%
Vote by Mail	1	0.22%	1	0.22%	4	0.88%	0	0.00%	0	0.00%	0	0.00%	0	0.00%
Canvass	0	0.00%	0	0.00%	0	0.00%	0	0.00%	0	0.00%	0	0.00%	0	0.00%
Total	1	0.20%	1	0.20%	4	0.80%	0	0.00%	0	0.00%	0	0.00%	0	0.00%
0073180														
Election Day	0	0.00%	0	0.00%	0	0.00%	0	0.00%	0	0.00%	0	0.00%	0	0.00%
Vote by Mail	2	0.40%	1	0.20%	0	0.00%	2	0.40%	0	0.00%	1	0.20%	1	0.20%
Canvass	0	0.00%	0	0.00%	0	0.00%	0	0.00%	0	0.00%	0	0.00%	0	0.00%
Total	2	0.37%	1	0.19%	0	0.00%	2	0.37%	0	0.00%	1	0.19%	1	0.19%
0073235														
Election Day	0	0.00%	0	0.00%	0	0.00%	0	0.00%	0	0.00%	0	0.00%	0	0.00%
Vote by Mail	0	0.00%	1	0.22%	2	0.43%	4	0.86%	0	0.00%	0	0.00%	0	0.00%
Canvass	0	0.00%	0	0.00%	0	0.00%	0	0.00%	0	0.00%	0	0.00%	0	0.00%
Total	0	0.00%	1	0.20%	2	0.41%	4	0.81%	0	0.00%	0	0.00%	0	0.00%
0073319														
Election Day	0	0.00%	0	0.00%	0	0.00%	0	0.00%	0	0.00%	0	0.00%	0	0.00%
Vote by Mail	1	0.17%	0	0.00%	1	0.17%	0	0.00%	0	0.00%	1	0.17%	0	0.00%
Canvass	0	0.00%	0	0.00%	0	0.00%	0	0.00%	0	0.00%	0	0.00%	0	0.00%
Total	1	0.16%	0	0.00%	1	0.16%	0	0.00%	0	0.00%	1	0.16%	0	0.00%
0073321														
Election Day	0	0.00%	0	0.00%	0	0.00%	0	0.00%	0	0.00%	0	0.00%	0	0.00%
Vote by Mail	0	0.00%	1	0.13%	1	0.13%	0	0.00%	2	0.25%	0	0.00%	0	0.00%
Canvass	0	0.00%	0	0.00%	0	0.00%	0	0.00%	0	0.00%	0	0.00%	0	0.00%
Total	0	0.00%	1	0.12%	1	0.12%	0	0.00%	2	0.24%	0	0.00%	0	0.00%
0073350														
Election Day	0	0.00%	0	0.00%	0	0.00%	0	0.00%	0	0.00%	0	0.00%	0	0.00%
Vote by Mail	0	0.00%	0	0.00%	1	0.15%	1	0.15%	0	0.00%	0	0.00%	2	0.31%
Canvass	0	0.00%	0	0.00%	0	0.00%	0	0.00%	0	0.00%	0	0.00%	0	0.00%
Total	0	0.00%	0	0.00%	1	0.15%	1	0.15%	0	0.00%	0	0.00%	2	0.29%

Precinct	DANIEL MERCURI (REP)		JACQUELINE MCGOWAN (DEM)		DAVID MOORE (NPP)		DAVID ALEXANDER BRAMANTE (REP)		HOLLY L. BAADE (DEM)		ANGELYNE (NPP)		JAMES G. HANINK (NPP)	
0073171														
Election Day	0	0.00%	2	5.56%	0	0.00%	0	0.00%	1	2.78%	0	0.00%	0	0.00%
Vote by Mail	0	0.00%	17	3.74%	3	0.66%	0	0.00%	6	1.32%	2	0.44%	0	0.00%
Canvass	0	0.00%	0	0.00%	0	0.00%	0	0.00%	0	0.00%	0	0.00%	0	0.00%
Total	0	0.00%	19	3.82%	3	0.60%	0	0.00%	7	1.41%	2	0.40%	0	0.00%
0073180														
Election Day	0	0.00%	1	3.23%	0	0.00%	0	0.00%	0	0.00%	0	0.00%	0	0.00%
Vote by Mail	1	0.20%	24	4.74%	0	0.00%	0	0.00%	7	1.38%	0	0.00%	1	0.20%
Canvass	0	0.00%	0	0.00%	0	0.00%	0	0.00%	0	0.00%	0	0.00%	0	0.00%
Total	1	0.19%	25	4.63%	0	0.00%	0	0.00%	7	1.30%	0	0.00%	1	0.19%
0073235														
Election Day	0	0.00%	1	4.35%	0	0.00%	0	0.00%	0	0.00%	0	0.00%	0	0.00%
Vote by Mail	0	0.00%	12	2.59%	0	0.00%	0	0.00%	9	1.94%	1	0.22%	0	0.00%
Canvass	0	0.00%	0	0.00%	0	0.00%	0	0.00%	0	0.00%	0	0.00%	0	0.00%
Total	0	0.00%	13	2.64%	0	0.00%	0	0.00%	9	1.83%	1	0.20%	0	0.00%
0073319														
Election Day	0	0.00%	1	5.00%	0	0.00%	0	0.00%	0	0.00%	0	0.00%	0	0.00%
Vote by Mail	0	0.00%	25	4.13%	0	0.00%	0	0.00%	6	0.99%	1	0.17%	0	0.00%
Canvass	0	0.00%	0	0.00%	0	0.00%	0	0.00%	0	0.00%	0	0.00%	0	0.00%
Total	0	0.00%	26	4.14%	0	0.00%	0	0.00%	6	0.96%	1	0.16%	0	0.00%
0073321														
Election Day	0	0.00%	1	2.63%	0	0.00%	0	0.00%	0	0.00%	0	0.00%	0	0.00%
Vote by Mail	0	0.00%	12	1.50%	1	0.13%	0	0.00%	1	0.13%	4	0.50%	1	0.13%
Canvass	0	0.00%	0	0.00%	0	0.00%	0	0.00%	0	0.00%	0	0.00%	0	0.00%
Total	0	0.00%	13	1.55%	1	0.12%	0	0.00%	1	0.12%	4	0.48%	1	0.12%
0073350														
Election Day	0	0.00%	0	0.00%	0	0.00%	0	0.00%	0	0.00%	0	0.00%	0	0.00%
Vote by Mail	2	0.31%	20	3.09%	1	0.15%	0	0.00%	4	0.62%	0	0.00%	0	0.00%
Canvass	0	0.00%	0	0.00%	0	0.00%	0	0.00%	0	0.00%	0	0.00%	0	0.00%
Total	2	0.29%	20	2.90%	1	0.15%	0	0.00%	4	0.58%	0	0.00%	0	0.00%

Precinct	DAVID HILLBERG (REP)		JEFF HEWITT (LIB)		JOHN R. DRAKE (DEM)		LARRY A. ELDER (REP)		KEVIN PAFFRATH (DEM)		ADAM PAPAGAN (NPP)		ARMANDO "MANDO" PEREZ- SERRATO (DEM)	
0073171														
Election Day	0	0.00%	0	0.00%	0	0.00%	22	61.11%	1	2.78%	0	0.00%	0	0.00%
Vote by Mail	0	0.00%	2	0.44%	8	1.76%	198	43.61%	62	13.66%	0	0.00%	4	0.88%
Canvass	0	0.00%	0	0.00%	0	0.00%	2	28.57%	0	0.00%	0	0.00%	0	0.00%
Total	0	0.00%	2	0.40%	8	1.61%	222	44.67%	63	12.68%	0	0.00%	4	0.80%
0073180														
Election Day	0	0.00%	0	0.00%	0	0.00%	17	54.84%	1	3.23%	0	0.00%	0	0.00%
Vote by Mail	0	0.00%	0	0.00%	0	0.00%	205	40.51%	34	6.72%	0	0.00%	9	1.78%
Canvass	0	0.00%	0	0.00%	0	0.00%	2	66.67%	0	0.00%	0	0.00%	0	0.00%
Total	0	0.00%	0	0.00%	0	0.00%	224	41.48%	35	6.48%	0	0.00%	9	1.67%
0073235														
Election Day	0	0.00%	0	0.00%	0	0.00%	14	60.87%	0	0.00%	0	0.00%	0	0.00%
Vote by Mail	0	0.00%	0	0.00%	2	0.43%	206	44.40%	51	10.99%	0	0.00%	2	0.43%
Canvass	0	0.00%	0	0.00%	0	0.00%	3	50.00%	0	0.00%	0	0.00%	0	0.00%
Total	0	0.00%	0	0.00%	2	0.41%	223	45.23%	51	10.34%	0	0.00%	2	0.41%
0073319														
Election Day	0	0.00%	0	0.00%	0	0.00%	14	70.00%	0	0.00%	0	0.00%	0	0.00%
Vote by Mail	0	0.00%	6	0.99%	1	0.17%	300	49.50%	42	6.93%	0	0.00%	4	0.66%
Canvass	0	0.00%	0	0.00%	0	0.00%	1	50.00%	0	0.00%	0	0.00%	0	0.00%
Total	0	0.00%	6	0.96%	1	0.16%	315	50.16%	42	6.69%	0	0.00%	4	0.64%
0073321														
Election Day	0	0.00%	0	0.00%	0	0.00%	25	65.79%	0	0.00%	0	0.00%	0	0.00%
Vote by Mail	0	0.00%	5	0.63%	4	0.50%	418	52.38%	53	6.64%	0	0.00%	2	0.25%
Canvass	0	0.00%	0	0.00%	0	0.00%	1	100.00%	0	0.00%	0	0.00%	0	0.00%
Total	0	0.00%	5	0.60%	4	0.48%	444	53.05%	53	6.33%	0	0.00%	2	0.24%
0073350														
Election Day	0	0.00%	0	0.00%	0	0.00%	23	62.16%	1	2.70%	0	0.00%	1	2.70%
Vote by Mail	0	0.00%	8	1.23%	9	1.39%	322	49.69%	52	8.02%	0	0.00%	13	2.01%
Canvass	0	0.00%	0	0.00%	0	0.00%	3	75.00%	0	0.00%	0	0.00%	0	0.00%
Total	0	0.00%	8	1.16%	9	1.31%	348	50.51%	53	7.69%	0	0.00%	14	2.03%

Precinct	JOHN COX (REP)		HEATHER COLLINS (G-P)		DANIEL WATTS (DEM)		NICKOLAS WILDSTAR (REP)		SARAH STEPHENS (REP)		DENVER STONER (REP)		JOE M. SYMMON (REP)	
0073171														
Election Day	0	0.00%	0	0.00%	1	2.78%	0	0.00%	0	0.00%	1	2.78%	0	0.00%
Vote by Mail	20	4.41%	4	0.88%	11	2.42%	0	0.00%	0	0.00%	1	0.22%	0	0.00%
Canvass	0	0.00%	0	0.00%	0	0.00%	0	0.00%	0	0.00%	0	0.00%	0	0.00%
Total	20	4.02%	4	0.80%	12	2.41%	0	0.00%	0	0.00%	2	0.40%	0	0.00%
0073180														
Election Day	0	0.00%	0	0.00%	1	3.23%	0	0.00%	0	0.00%	0	0.00%	0	0.00%
Vote by Mail	27	5.34%	1	0.20%	7	1.38%	0	0.00%	1	0.20%	1	0.20%	0	0.00%
Canvass	0	0.00%	0	0.00%	0	0.00%	0	0.00%	0	0.00%	0	0.00%	0	0.00%
Total	27	5.00%	1	0.19%	8	1.48%	0	0.00%	1	0.19%	1	0.19%	0	0.00%
0073235														
Election Day	1	4.35%	0	0.00%	0	0.00%	0	0.00%	0	0.00%	0	0.00%	0	0.00%
Vote by Mail	23	4.96%	3	0.65%	14	3.02%	1	0.22%	0	0.00%	2	0.43%	0	0.00%
Canvass	0	0.00%	0	0.00%	0	0.00%	0	0.00%	0	0.00%	0	0.00%	0	0.00%
Total	24	4.87%	3	0.61%	14	2.84%	1	0.20%	0	0.00%	2	0.41%	0	0.00%
0073319														
Election Day	0	0.00%	0	0.00%	0	0.00%	0	0.00%	0	0.00%	0	0.00%	0	0.00%
Vote by Mail	35	5.78%	2	0.33%	11	1.82%	0	0.00%	0	0.00%	0	0.00%	0	0.00%
Canvass	0	0.00%	0	0.00%	1	50.00%	0	0.00%	0	0.00%	0	0.00%	0	0.00%
Total	35	5.57%	2	0.32%	12	1.91%	0	0.00%	0	0.00%	0	0.00%	0	0.00%
0073321														
Election Day	1	2.63%	0	0.00%	0	0.00%	0	0.00%	0	0.00%	0	0.00%	0	0.00%
Vote by Mail	31	3.88%	0	0.00%	11	1.38%	0	0.00%	0	0.00%	0	0.00%	0	0.00%
Canvass	0	0.00%	0	0.00%	0	0.00%	0	0.00%	0	0.00%	0	0.00%	0	0.00%
Total	32	3.82%	0	0.00%	11	1.31%	0	0.00%	0	0.00%	0	0.00%	0	0.00%
0073350														
Election Day	0	0.00%	0	0.00%	0	0.00%	0	0.00%	0	0.00%	0	0.00%	0	0.00%
Vote by Mail	27	4.17%	3	0.46%	6	0.93%	1	0.15%	0	0.00%	0	0.00%	0	0.00%
Canvass	0	0.00%	0	0.00%	0	0.00%	0	0.00%	0	0.00%	0	0.00%	0	0.00%
Total	27	3.92%	3	0.44%	6	0.87%	1	0.15%	0	0.00%	0	0.00%	0	0.00%

Precinct	MAJOR SINGH (NPP)		DOUG OSE (REP)		Write-in		Total Votes	ROXANNE Qualified Write In		STACY SMITH Qualified Write In		MAJOR WILLIAMS Qualified Write In	
0073171													
Election Day	0	0.00%	0	0.00%	0	0.00%	36	0	0.00%	0	0.00%	0	0.00%
Vote by Mail	1	0.22%	6	1.32%	0	0.00%	454	0	0.00%	0	0.00%	0	0.00%
Canvass	0	0.00%	0	0.00%	0	0.00%	7	0	0.00%	0	0.00%	0	0.00%
Total	1	0.20%	6	1.21%	0	0.00%	497	0	0.00%	0	0.00%	0	0.00%
0073180													
Election Day	0	0.00%	0	0.00%	0	0.00%	31	0	0.00%	0	0.00%	0	0.00%
Vote by Mail	0	0.00%	6	1.19%	0	0.00%	506	0	0.00%	0	0.00%	0	0.00%
Canvass	0	0.00%	0	0.00%	0	0.00%	3	0	0.00%	0	0.00%	0	0.00%
Total	0	0.00%	6	1.11%	0	0.00%	540	0	0.00%	0	0.00%	0	0.00%
0073235													
Election Day	1	4.35%	0	0.00%	0	0.00%	23	0	0.00%	0	0.00%	0	0.00%
Vote by Mail	0	0.00%	7	1.51%	0	0.00%	464	0	0.00%	0	0.00%	0	0.00%
Canvass	0	0.00%	0	0.00%	0	0.00%	6	0	0.00%	0	0.00%	0	0.00%
Total	1	0.20%	7	1.42%	0	0.00%	493	0	0.00%	0	0.00%	0	0.00%
0073319													
Election Day	0	0.00%	0	0.00%	0	0.00%	20	0	0.00%	0	0.00%	0	0.00%
Vote by Mail	1	0.17%	7	1.16%	0	0.00%	606	0	0.00%	0	0.00%	0	0.00%
Canvass	0	0.00%	0	0.00%	0	0.00%	2	0	0.00%	0	0.00%	0	0.00%
Total	1	0.16%	7	1.11%	0	0.00%	628	0	0.00%	0	0.00%	0	0.00%
0073321													
Election Day	0	0.00%	0	0.00%	0	0.00%	38	0	0.00%	0	0.00%	0	0.00%
Vote by Mail	1	0.13%	14	1.75%	0	0.00%	798	0	0.00%	0	0.00%	0	0.00%
Canvass	0	0.00%	0	0.00%	0	0.00%	1	0	0.00%	0	0.00%	0	0.00%
Total	1	0.12%	14	1.67%	0	0.00%	837	0	0.00%	0	0.00%	0	0.00%
0073350													
Election Day	0	0.00%	0	0.00%	0	0.00%	37	0	0.00%	0	0.00%	0	0.00%
Vote by Mail	2	0.31%	4	0.62%	0	0.00%	648	0	0.00%	0	0.00%	0	0.00%
Canvass	0	0.00%	0	0.00%	0	0.00%	4	0	0.00%	0	0.00%	0	0.00%
Total	2	0.29%	4	0.58%	0	0.00%	689	0	0.00%	0	0.00%	0	0.00%

Precinct	THUY E. HUGENS Qualified Write In		MIKI HABRYN Qualified Write In		VINCE LUNDGREN Qualified Write In		VIVEK B. MOHAN Qualified Write In	
0073171								
Election Day	0	0.00%	0	0.00%	0	0.00%	0	0.00%
Vote by Mail	0	0.00%	0	0.00%	0	0.00%	0	0.00%
Canvass	0	0.00%	0	0.00%	0	0.00%	0	0.00%
Total	0	0.00%	0	0.00%	0	0.00%	0	0.00%
0073180								
Election Day	0	0.00%	0	0.00%	0	0.00%	0	0.00%
Vote by Mail	0	0.00%	0	0.00%	0	0.00%	0	0.00%
Canvass	0	0.00%	0	0.00%	0	0.00%	0	0.00%
Total	0	0.00%	0	0.00%	0	0.00%	0	0.00%
0073235								
Election Day	0	0.00%	0	0.00%	0	0.00%	0	0.00%
Vote by Mail	0	0.00%	0	0.00%	0	0.00%	0	0.00%
Canvass	0	0.00%	0	0.00%	0	0.00%	0	0.00%
Total	0	0.00%	0	0.00%	0	0.00%	0	0.00%
0073319								
Election Day	0	0.00%	0	0.00%	0	0.00%	0	0.00%
Vote by Mail	0	0.00%	0	0.00%	0	0.00%	0	0.00%
Canvass	0	0.00%	0	0.00%	0	0.00%	0	0.00%
Total	0	0.00%	0	0.00%	0	0.00%	0	0.00%
0073321								
Election Day	0	0.00%	0	0.00%	0	0.00%	0	0.00%
Vote by Mail	0	0.00%	0	0.00%	0	0.00%	0	0.00%
Canvass	0	0.00%	0	0.00%	0	0.00%	0	0.00%
Total	0	0.00%	0	0.00%	0	0.00%	0	0.00%
0073350								
Election Day	0	0.00%	0	0.00%	0	0.00%	0	0.00%
Vote by Mail	0	0.00%	0	0.00%	0	0.00%	0	0.00%
Canvass	0	0.00%	0	0.00%	0	0.00%	0	0.00%
Total	0	0.00%	0	0.00%	0	0.00%	0	0.00%

Precinct	Times Cast	Registered Voters	Undervotes	Overvotes
0073469				
Election Day	49	1,566	9	1
Vote by Mail	1,023	1,566	467	3
Canvass	3	1,566	0	0
Total	1,075	1,566	476	4
0073516				
Election Day	38	1,707	7	0
Vote by Mail	1,102	1,707	574	1
Canvass	4	1,707	2	0
Total	1,144	1,707	583	1
0073567				
Election Day	44	1,737	7	0
Vote by Mail	1,008	1,737	526	2
Canvass	2	1,737	0	0
Total	1,054	1,737	533	2
0073634				
Election Day	27	1,422	9	0
Vote by Mail	858	1,422	449	3
Canvass	3	1,422	1	0
Total	888	1,422	459	3
0073656				
Election Day	21	1,222	3	0
Vote by Mail	776	1,222	369	1
Canvass	2	1,222	1	0
Total	799	1,222	373	1
0073683				
Election Day	33	1,473	1	0
Vote by Mail	881	1,473	445	0
Canvass	4	1,473	1	0
Total	918	1,473	447	0

Precinct	DAN KAPELOVITZ (G-P)		KEVIN K. KAUL (NPP)	
0073469				
Election Day	0	0.00%	0	0.00%
Vote by Mail	3	0.54%	0	0.00%
Canvass	0	0.00%	0	0.00%
Total	3	0.50%	0	0.00%
0073516				
Election Day	1	3.23%	0	0.00%
Vote by Mail	2	0.38%	0	0.00%
Canvass	0	0.00%	0	0.00%
Total	3	0.54%	0	0.00%
0073567				
Election Day	0	0.00%	0	0.00%
Vote by Mail	4	0.83%	1	0.21%
Canvass	0	0.00%	0	0.00%
Total	4	0.77%	1	0.19%
0073634				
Election Day	0	0.00%	0	0.00%
Vote by Mail	2	0.49%	0	0.00%
Canvass	0	0.00%	0	0.00%
Total	2	0.47%	0	0.00%
0073656				
Election Day	0	0.00%	0	0.00%
Vote by Mail	1	0.25%	0	0.00%
Canvass	0	0.00%	0	0.00%
Total	1	0.24%	0	0.00%
0073683				
Election Day	0	0.00%	0	0.00%
Vote by Mail	2	0.46%	1	0.23%
Canvass	0	0.00%	0	0.00%
Total	2	0.42%	1	0.21%

Precinct	CHAUNCEY "SLIM" KILLENS (REP)		KEVIN KILEY (REP)		PATRICK KILPATRICK (DEM)		ANTHONY TRIMINO (REP)		JOEL VENTRESCA (DEM)		KEVIN L. FAULCONER (REP)		RHONDA FURIN (REP)	
0073469														
Election Day	0	0.00%	1	2.56%	0	0.00%	0	0.00%	0	0.00%	1	2.56%	0	0.00%
Vote by Mail	1	0.18%	22	3.98%	2	0.36%	0	0.00%	10	1.81%	46	8.32%	2	0.36%
Canvass	0	0.00%	0	0.00%	0	0.00%	0	0.00%	0	0.00%	0	0.00%	0	0.00%
Total	1	0.17%	23	3.87%	2	0.34%	0	0.00%	10	1.68%	47	7.90%	2	0.34%
0073516														
Election Day	0	0.00%	4	12.90%	0	0.00%	0	0.00%	0	0.00%	0	0.00%	0	0.00%
Vote by Mail	0	0.00%	29	5.50%	5	0.95%	0	0.00%	7	1.33%	52	9.87%	2	0.38%
Canvass	0	0.00%	0	0.00%	0	0.00%	0	0.00%	0	0.00%	0	0.00%	0	0.00%
Total	0	0.00%	33	5.89%	5	0.89%	0	0.00%	7	1.25%	52	9.29%	2	0.36%
0073567														
Election Day	0	0.00%	4	10.81%	0	0.00%	0	0.00%	0	0.00%	0	0.00%	0	0.00%
Vote by Mail	2	0.42%	19	3.96%	9	1.88%	0	0.00%	7	1.46%	33	6.88%	0	0.00%
Canvass	0	0.00%	0	0.00%	0	0.00%	0	0.00%	0	0.00%	0	0.00%	0	0.00%
Total	2	0.39%	23	4.43%	9	1.73%	0	0.00%	7	1.35%	33	6.36%	0	0.00%
0073634														
Election Day	0	0.00%	3	16.67%	0	0.00%	0	0.00%	0	0.00%	0	0.00%	0	0.00%
Vote by Mail	0	0.00%	23	5.67%	1	0.25%	2	0.49%	13	3.20%	27	6.65%	4	0.99%
Canvass	0	0.00%	0	0.00%	0	0.00%	0	0.00%	0	0.00%	0	0.00%	0	0.00%
Total	0	0.00%	26	6.10%	1	0.23%	2	0.47%	13	3.05%	27	6.34%	4	0.94%
0073656														
Election Day	0	0.00%	1	5.56%	0	0.00%	0	0.00%	0	0.00%	1	5.56%	0	0.00%
Vote by Mail	1	0.25%	16	3.94%	1	0.25%	0	0.00%	7	1.72%	35	8.62%	2	0.49%
Canvass	0	0.00%	0	0.00%	0	0.00%	0	0.00%	0	0.00%	0	0.00%	0	0.00%
Total	1	0.24%	17	4.00%	1	0.24%	0	0.00%	7	1.65%	36	8.47%	2	0.47%
0073683														
Election Day	0	0.00%	2	6.25%	0	0.00%	1	3.13%	0	0.00%	0	0.00%	0	0.00%
Vote by Mail	0	0.00%	26	5.96%	6	1.38%	1	0.23%	9	2.06%	46	10.55%	3	0.69%
Canvass	0	0.00%	0	0.00%	0	0.00%	0	0.00%	0	0.00%	0	0.00%	0	0.00%
Total	0	0.00%	28	5.94%	6	1.27%	2	0.42%	9	1.91%	46	9.77%	3	0.64%

Precinct	ROBERT C. NEWMAN II (REP)		DENNIS RICHTER (NPP)		BRANDON M. ROSS (DEM)		SAM L. GALLUCCI (REP)		TED GAINES (REP)		CAITLYN JENNER (REP)		LEO S. ZACKY (REP)	
0073469														
Election Day	0	0.00%	0	0.00%	4	10.26%	0	0.00%	1	2.56%	0	0.00%	0	0.00%
Vote by Mail	2	0.36%	0	0.00%	25	4.52%	0	0.00%	6	1.08%	11	1.99%	1	0.18%
Canvass	0	0.00%	0	0.00%	1	33.33%	0	0.00%	0	0.00%	0	0.00%	0	0.00%
Total	2	0.34%	0	0.00%	30	5.04%	0	0.00%	7	1.18%	11	1.85%	1	0.17%
0073516														
Election Day	1	3.23%	0	0.00%	2	6.45%	0	0.00%	0	0.00%	0	0.00%	0	0.00%
Vote by Mail	4	0.76%	1	0.19%	43	8.16%	0	0.00%	10	1.90%	6	1.14%	1	0.19%
Canvass	0	0.00%	0	0.00%	0	0.00%	0	0.00%	0	0.00%	0	0.00%	0	0.00%
Total	5	0.89%	1	0.18%	45	8.04%	0	0.00%	10	1.79%	6	1.07%	1	0.18%
0073567														
Election Day	0	0.00%	0	0.00%	5	13.51%	0	0.00%	0	0.00%	0	0.00%	0	0.00%
Vote by Mail	3	0.63%	0	0.00%	31	6.46%	1	0.21%	5	1.04%	6	1.25%	0	0.00%
Canvass	0	0.00%	0	0.00%	0	0.00%	0	0.00%	0	0.00%	0	0.00%	0	0.00%
Total	3	0.58%	0	0.00%	36	6.94%	1	0.19%	5	0.96%	6	1.16%	0	0.00%
0073634														
Election Day	0	0.00%	0	0.00%	1	5.56%	0	0.00%	0	0.00%	0	0.00%	0	0.00%
Vote by Mail	1	0.25%	0	0.00%	30	7.39%	0	0.00%	4	0.99%	3	0.74%	0	0.00%
Canvass	0	0.00%	0	0.00%	0	0.00%	0	0.00%	0	0.00%	0	0.00%	0	0.00%
Total	1	0.23%	0	0.00%	31	7.28%	0	0.00%	4	0.94%	3	0.70%	0	0.00%
0073656														
Election Day	0	0.00%	0	0.00%	4	22.22%	0	0.00%	2	11.11%	0	0.00%	0	0.00%
Vote by Mail	2	0.49%	1	0.25%	26	6.40%	0	0.00%	6	1.48%	2	0.49%	0	0.00%
Canvass	0	0.00%	0	0.00%	1	100.00%	0	0.00%	0	0.00%	0	0.00%	0	0.00%
Total	2	0.47%	1	0.24%	31	7.29%	0	0.00%	8	1.88%	2	0.47%	0	0.00%
0073683														
Election Day	1	3.13%	0	0.00%	2	6.25%	0	0.00%	0	0.00%	0	0.00%	0	0.00%
Vote by Mail	0	0.00%	1	0.23%	31	7.11%	0	0.00%	3	0.69%	7	1.61%	0	0.00%
Canvass	0	0.00%	0	0.00%	1	33.33%	0	0.00%	0	0.00%	0	0.00%	0	0.00%
Total	1	0.21%	1	0.21%	34	7.22%	0	0.00%	3	0.64%	7	1.49%	0	0.00%

Precinct	JENNY RAE LE ROUX (REP)		DAVID LOZANO (REP)		STEVE CHAVEZ LODGE (REP)		MICHAEL LOEBBS (NPP)		DENIS LUCEY (NPP)		DIEGO MARTINEZ (REP)		JEREMIAH "JEREMY" MARCINIAK (NPP)	
0073469														
Election Day	0	0.00%	0	0.00%	0	0.00%	0	0.00%	0	0.00%	0	0.00%	0	0.00%
Vote by Mail	0	0.00%	1	0.18%	0	0.00%	4	0.72%	0	0.00%	2	0.36%	1	0.18%
Canvass	0	0.00%	0	0.00%	0	0.00%	0	0.00%	0	0.00%	0	0.00%	0	0.00%
Total	0	0.00%	1	0.17%	0	0.00%	4	0.67%	0	0.00%	2	0.34%	1	0.17%
0073516														
Election Day	0	0.00%	0	0.00%	0	0.00%	0	0.00%	0	0.00%	0	0.00%	0	0.00%
Vote by Mail	2	0.38%	0	0.00%	2	0.38%	1	0.19%	0	0.00%	1	0.19%	0	0.00%
Canvass	0	0.00%	0	0.00%	0	0.00%	0	0.00%	0	0.00%	0	0.00%	0	0.00%
Total	2	0.36%	0	0.00%	2	0.36%	1	0.18%	0	0.00%	1	0.18%	0	0.00%
0073567														
Election Day	0	0.00%	0	0.00%	0	0.00%	0	0.00%	0	0.00%	0	0.00%	0	0.00%
Vote by Mail	1	0.21%	0	0.00%	2	0.42%	0	0.00%	0	0.00%	1	0.21%	0	0.00%
Canvass	0	0.00%	0	0.00%	0	0.00%	0	0.00%	0	0.00%	0	0.00%	0	0.00%
Total	1	0.19%	0	0.00%	2	0.39%	0	0.00%	0	0.00%	1	0.19%	0	0.00%
0073634														
Election Day	0	0.00%	0	0.00%	0	0.00%	0	0.00%	0	0.00%	0	0.00%	0	0.00%
Vote by Mail	1	0.25%	1	0.25%	0	0.00%	0	0.00%	1	0.25%	0	0.00%	0	0.00%
Canvass	0	0.00%	0	0.00%	0	0.00%	0	0.00%	0	0.00%	0	0.00%	0	0.00%
Total	1	0.23%	1	0.23%	0	0.00%	0	0.00%	1	0.23%	0	0.00%	0	0.00%
0073656														
Election Day	0	0.00%	0	0.00%	0	0.00%	0	0.00%	0	0.00%	0	0.00%	0	0.00%
Vote by Mail	3	0.74%	0	0.00%	1	0.25%	0	0.00%	0	0.00%	0	0.00%	0	0.00%
Canvass	0	0.00%	0	0.00%	0	0.00%	0	0.00%	0	0.00%	0	0.00%	0	0.00%
Total	3	0.71%	0	0.00%	1	0.24%	0	0.00%	0	0.00%	0	0.00%	0	0.00%
0073683														
Election Day	0	0.00%	0	0.00%	0	0.00%	0	0.00%	0	0.00%	0	0.00%	0	0.00%
Vote by Mail	0	0.00%	1	0.23%	0	0.00%	1	0.23%	0	0.00%	0	0.00%	0	0.00%
Canvass	0	0.00%	0	0.00%	0	0.00%	0	0.00%	0	0.00%	0	0.00%	0	0.00%
Total	0	0.00%	1	0.21%	0	0.00%	1	0.21%	0	0.00%	0	0.00%	0	0.00%

Precinct	DANIEL MERCURI (REP)		JACQUELINE MCGOWAN (DEM)		DAVID MOORE (NPP)		DAVID ALEXANDER BRAMANTE (REP)		HOLLY L. BAADE (DEM)		ANGELYNE (NPP)		JAMES G. HANINK (NPP)	
0073469														
Election Day	0	0.00%	0	0.00%	0	0.00%	0	0.00%	0	0.00%	0	0.00%	0	0.00%
Vote by Mail	0	0.00%	8	1.45%	1	0.18%	1	0.18%	3	0.54%	1	0.18%	0	0.00%
Canvass	0	0.00%	0	0.00%	0	0.00%	0	0.00%	0	0.00%	0	0.00%	0	0.00%
Total	0	0.00%	8	1.34%	1	0.17%	1	0.17%	3	0.50%	1	0.17%	0	0.00%
0073516														
Election Day	0	0.00%	2	6.45%	0	0.00%	0	0.00%	0	0.00%	0	0.00%	0	0.00%
Vote by Mail	0	0.00%	21	3.98%	0	0.00%	0	0.00%	2	0.38%	0	0.00%	1	0.19%
Canvass	0	0.00%	0	0.00%	0	0.00%	0	0.00%	0	0.00%	0	0.00%	0	0.00%
Total	0	0.00%	23	4.11%	0	0.00%	0	0.00%	2	0.36%	0	0.00%	1	0.18%
0073567														
Election Day	0	0.00%	0	0.00%	0	0.00%	0	0.00%	0	0.00%	0	0.00%	0	0.00%
Vote by Mail	0	0.00%	12	2.50%	1	0.21%	0	0.00%	7	1.46%	1	0.21%	0	0.00%
Canvass	0	0.00%	0	0.00%	0	0.00%	0	0.00%	0	0.00%	0	0.00%	0	0.00%
Total	0	0.00%	12	2.31%	1	0.19%	0	0.00%	7	1.35%	1	0.19%	0	0.00%
0073634														
Election Day	0	0.00%	2	11.11%	0	0.00%	0	0.00%	0	0.00%	0	0.00%	0	0.00%
Vote by Mail	0	0.00%	16	3.94%	3	0.74%	2	0.49%	4	0.99%	1	0.25%	0	0.00%
Canvass	0	0.00%	1	50.00%	0	0.00%	0	0.00%	0	0.00%	0	0.00%	0	0.00%
Total	0	0.00%	19	4.46%	3	0.70%	2	0.47%	4	0.94%	1	0.23%	0	0.00%
0073656														
Election Day	0	0.00%	1	5.56%	0	0.00%	0	0.00%	0	0.00%	0	0.00%	0	0.00%
Vote by Mail	1	0.25%	15	3.69%	2	0.49%	0	0.00%	7	1.72%	0	0.00%	0	0.00%
Canvass	0	0.00%	0	0.00%	0	0.00%	0	0.00%	0	0.00%	0	0.00%	0	0.00%
Total	1	0.24%	16	3.76%	2	0.47%	0	0.00%	7	1.65%	0	0.00%	0	0.00%
0073683														
Election Day	0	0.00%	0	0.00%	0	0.00%	0	0.00%	1	3.13%	0	0.00%	0	0.00%
Vote by Mail	0	0.00%	26	5.96%	0	0.00%	0	0.00%	2	0.46%	0	0.00%	1	0.23%
Canvass	0	0.00%	1	33.33%	0	0.00%	0	0.00%	0	0.00%	0	0.00%	0	0.00%
Total	0	0.00%	27	5.73%	0	0.00%	0	0.00%	3	0.64%	0	0.00%	1	0.21%

Precinct	DAVID HILLBERG (REP)		JEFF HEWITT (LIB)		JOHN R. DRAKE (DEM)		LARRY A. ELDER (REP)		KEVIN PAFFRATH (DEM)		ADAM PAPAGAN (NPP)		ARMANDO "MANDO" PEREZ- SERRATO (DEM)	
0073469														
Election Day	0	0.00%	0	0.00%	0	0.00%	30	76.92%	1	2.56%	0	0.00%	0	0.00%
Vote by Mail	0	0.00%	6	1.08%	1	0.18%	277	50.09%	73	13.20%	1	0.18%	6	1.08%
Canvass	0	0.00%	0	0.00%	0	0.00%	2	66.67%	0	0.00%	0	0.00%	0	0.00%
Total	0	0.00%	6	1.01%	1	0.17%	309	51.93%	74	12.44%	1	0.17%	6	1.01%
0073516														
Election Day	0	0.00%	0	0.00%	0	0.00%	20	64.52%	0	0.00%	0	0.00%	1	3.23%
Vote by Mail	0	0.00%	3	0.57%	3	0.57%	226	42.88%	51	9.68%	0	0.00%	2	0.38%
Canvass	0	0.00%	0	0.00%	1	50.00%	1	50.00%	0	0.00%	0	0.00%	0	0.00%
Total	0	0.00%	3	0.54%	4	0.71%	247	44.11%	51	9.11%	0	0.00%	3	0.54%
0073567														
Election Day	0	0.00%	0	0.00%	0	0.00%	24	64.86%	1	2.70%	0	0.00%	0	0.00%
Vote by Mail	0	0.00%	3	0.63%	7	1.46%	211	43.96%	66	13.75%	0	0.00%	6	1.25%
Canvass	0	0.00%	0	0.00%	0	0.00%	2	100.00%	0	0.00%	0	0.00%	0	0.00%
Total	0	0.00%	3	0.58%	7	1.35%	237	45.66%	67	12.91%	0	0.00%	6	1.16%
0073634														
Election Day	0	0.00%	0	0.00%	0	0.00%	8	44.44%	0	0.00%	0	0.00%	1	5.56%
Vote by Mail	0	0.00%	7	1.72%	2	0.49%	180	44.33%	43	10.59%	0	0.00%	2	0.49%
Canvass	0	0.00%	0	0.00%	0	0.00%	1	50.00%	0	0.00%	0	0.00%	0	0.00%
Total	0	0.00%	7	1.64%	2	0.47%	189	44.37%	43	10.09%	0	0.00%	3	0.70%
0073656														
Election Day	0	0.00%	0	0.00%	0	0.00%	7	38.89%	1	5.56%	0	0.00%	1	5.56%
Vote by Mail	0	0.00%	1	0.25%	5	1.23%	167	41.13%	52	12.81%	0	0.00%	4	0.99%
Canvass	0	0.00%	0	0.00%	0	0.00%	0	0.00%	0	0.00%	0	0.00%	0	0.00%
Total	0	0.00%	1	0.24%	5	1.18%	174	40.94%	53	12.47%	0	0.00%	5	1.18%
0073683														
Election Day	0	0.00%	0	0.00%	0	0.00%	23	71.88%	1	3.13%	0	0.00%	0	0.00%
Vote by Mail	0	0.00%	2	0.46%	1	0.23%	198	45.41%	33	7.57%	0	0.00%	3	0.69%
Canvass	0	0.00%	0	0.00%	0	0.00%	1	33.33%	0	0.00%	0	0.00%	0	0.00%
Total	0	0.00%	2	0.42%	1	0.21%	222	47.13%	34	7.22%	0	0.00%	3	0.64%

Precinct	JOHN COX (REP)		HEATHER COLLINS (G-P)		DANIEL WATTS (DEM)		NICKOLAS WILDSTAR (REP)		SARAH STEPHENS (REP)		DENVER STONER (REP)		JOE M. SYMMON (REP)	
0073469														
Election Day	0	0.00%	0	0.00%	0	0.00%	0	0.00%	0	0.00%	0	0.00%	0	0.00%
Vote by Mail	25	4.52%	0	0.00%	8	1.45%	0	0.00%	0	0.00%	1	0.18%	0	0.00%
Canvass	0	0.00%	0	0.00%	0	0.00%	0	0.00%	0	0.00%	0	0.00%	0	0.00%
Total	25	4.20%	0	0.00%	8	1.34%	0	0.00%	0	0.00%	1	0.17%	0	0.00%
0073516														
Election Day	0	0.00%	0	0.00%	0	0.00%	0	0.00%	0	0.00%	0	0.00%	0	0.00%
Vote by Mail	26	4.93%	0	0.00%	13	2.47%	1	0.19%	0	0.00%	1	0.19%	0	0.00%
Canvass	0	0.00%	0	0.00%	0	0.00%	0	0.00%	0	0.00%	0	0.00%	0	0.00%
Total	26	4.64%	0	0.00%	13	2.32%	1	0.18%	0	0.00%	1	0.18%	0	0.00%
0073567														
Election Day	1	2.70%	0	0.00%	1	2.70%	0	0.00%	0	0.00%	0	0.00%	0	0.00%
Vote by Mail	19	3.96%	2	0.42%	12	2.50%	0	0.00%	0	0.00%	0	0.00%	0	0.00%
Canvass	0	0.00%	0	0.00%	0	0.00%	0	0.00%	0	0.00%	0	0.00%	0	0.00%
Total	20	3.85%	2	0.39%	13	2.50%	0	0.00%	0	0.00%	0	0.00%	0	0.00%
0073634														
Election Day	3	16.67%	0	0.00%	0	0.00%	0	0.00%	0	0.00%	0	0.00%	0	0.00%
Vote by Mail	16	3.94%	0	0.00%	8	1.97%	0	0.00%	1	0.25%	1	0.25%	0	0.00%
Canvass	0	0.00%	0	0.00%	0	0.00%	0	0.00%	0	0.00%	0	0.00%	0	0.00%
Total	19	4.46%	0	0.00%	8	1.88%	0	0.00%	1	0.23%	1	0.23%	0	0.00%
0073656														
Election Day	0	0.00%	0	0.00%	0	0.00%	0	0.00%	0	0.00%	0	0.00%	0	0.00%
Vote by Mail	23	5.67%	0	0.00%	12	2.96%	0	0.00%	0	0.00%	2	0.49%	0	0.00%
Canvass	0	0.00%	0	0.00%	0	0.00%	0	0.00%	0	0.00%	0	0.00%	0	0.00%
Total	23	5.41%	0	0.00%	12	2.82%	0	0.00%	0	0.00%	2	0.47%	0	0.00%
0073683														
Election Day	1	3.13%	0	0.00%	0	0.00%	0	0.00%	0	0.00%	0	0.00%	0	0.00%
Vote by Mail	12	2.75%	1	0.23%	16	3.67%	0	0.00%	0	0.00%	0	0.00%	0	0.00%
Canvass	0	0.00%	0	0.00%	0	0.00%	0	0.00%	0	0.00%	0	0.00%	0	0.00%
Total	13	2.76%	1	0.21%	16	3.40%	0	0.00%	0	0.00%	0	0.00%	0	0.00%

Precinct	MAJOR SINGH (NPP)		DOUG OSE (REP)		Write-in		Total Votes	ROXANNE Qualified Write In		STACY SMITH Qualified Write In		MAJOR WILLIAMS Qualified Write In	
0073469													
Election Day	0	0.00%	1	2.56%	0	0.00%	39	0	0.00%	0	0.00%	0	0.00%
Vote by Mail	0	0.00%	2	0.36%	0	0.00%	553	0	0.00%	0	0.00%	0	0.00%
Canvass	0	0.00%	0	0.00%	0	0.00%	3	0	0.00%	0	0.00%	0	0.00%
Total	0	0.00%	3	0.50%	0	0.00%	595	0	0.00%	0	0.00%	0	0.00%
0073516													
Election Day	0	0.00%	0	0.00%	0	0.00%	31	0	0.00%	0	0.00%	0	0.00%
Vote by Mail	3	0.57%	5	0.95%	1	0.19%	527	0	0.00%	0	0.00%	1	0.19%
Canvass	0	0.00%	0	0.00%	0	0.00%	2	0	0.00%	0	0.00%	0	0.00%
Total	3	0.54%	5	0.89%	1	0.18%	560	0	0.00%	0	0.00%	1	0.18%
0073567													
Election Day	1	2.70%	0	0.00%	0	0.00%	37	0	0.00%	0	0.00%	0	0.00%
Vote by Mail	5	1.04%	3	0.63%	0	0.00%	480	0	0.00%	0	0.00%	0	0.00%
Canvass	0	0.00%	0	0.00%	0	0.00%	2	0	0.00%	0	0.00%	0	0.00%
Total	6	1.16%	3	0.58%	0	0.00%	519	0	0.00%	0	0.00%	0	0.00%
0073634													
Election Day	0	0.00%	0	0.00%	0	0.00%	18	0	0.00%	0	0.00%	0	0.00%
Vote by Mail	0	0.00%	7	1.72%	0	0.00%	406	0	0.00%	0	0.00%	0	0.00%
Canvass	0	0.00%	0	0.00%	0	0.00%	2	0	0.00%	0	0.00%	0	0.00%
Total	0	0.00%	7	1.64%	0	0.00%	426	0	0.00%	0	0.00%	0	0.00%
0073656													
Election Day	0	0.00%	0	0.00%	0	0.00%	18	0	0.00%	0	0.00%	0	0.00%
Vote by Mail	4	0.99%	5	1.23%	2	0.49%	406	0	0.00%	0	0.00%	2	0.49%
Canvass	0	0.00%	0	0.00%	0	0.00%	1	0	0.00%	0	0.00%	0	0.00%
Total	4	0.94%	5	1.18%	2	0.47%	425	0	0.00%	0	0.00%	2	0.47%
0073683													
Election Day	0	0.00%	0	0.00%	0	0.00%	32	0	0.00%	0	0.00%	0	0.00%
Vote by Mail	1	0.23%	2	0.46%	0	0.00%	436	0	0.00%	0	0.00%	0	0.00%
Canvass	0	0.00%	0	0.00%	0	0.00%	3	0	0.00%	0	0.00%	0	0.00%
Total	1	0.21%	2	0.42%	0	0.00%	471	0	0.00%	0	0.00%	0	0.00%

Precinct	THUY E. HUGENS Qualified Write In		MIKI HABRYN Qualified Write In		VINCE LUNDGREN Qualified Write In		VIVEK B. MOHAN Qualified Write In	
0073469								
Election Day	0	0.00%	0	0.00%	0	0.00%	0	0.00%
Vote by Mail	0	0.00%	0	0.00%	0	0.00%	0	0.00%
Canvass	0	0.00%	0	0.00%	0	0.00%	0	0.00%
Total	0	0.00%	0	0.00%	0	0.00%	0	0.00%
0073516								
Election Day	0	0.00%	0	0.00%	0	0.00%	0	0.00%
Vote by Mail	0	0.00%	0	0.00%	0	0.00%	0	0.00%
Canvass	0	0.00%	0	0.00%	0	0.00%	0	0.00%
Total	0	0.00%	0	0.00%	0	0.00%	0	0.00%
0073567								
Election Day	0	0.00%	0	0.00%	0	0.00%	0	0.00%
Vote by Mail	0	0.00%	0	0.00%	0	0.00%	0	0.00%
Canvass	0	0.00%	0	0.00%	0	0.00%	0	0.00%
Total	0	0.00%	0	0.00%	0	0.00%	0	0.00%
0073634								
Election Day	0	0.00%	0	0.00%	0	0.00%	0	0.00%
Vote by Mail	0	0.00%	0	0.00%	0	0.00%	0	0.00%
Canvass	0	0.00%	0	0.00%	0	0.00%	0	0.00%
Total	0	0.00%	0	0.00%	0	0.00%	0	0.00%
0073656								
Election Day	0	0.00%	0	0.00%	0	0.00%	0	0.00%
Vote by Mail	0	0.00%	0	0.00%	0	0.00%	0	0.00%
Canvass	0	0.00%	0	0.00%	0	0.00%	0	0.00%
Total	0	0.00%	0	0.00%	0	0.00%	0	0.00%
0073683								
Election Day	0	0.00%	0	0.00%	0	0.00%	0	0.00%
Vote by Mail	0	0.00%	0	0.00%	0	0.00%	0	0.00%
Canvass	0	0.00%	0	0.00%	0	0.00%	0	0.00%
Total	0	0.00%	0	0.00%	0	0.00%	0	0.00%

Precinct	Times Cast	Registered Voters	Undervotes	Overvotes
0073700				
Election Day	35	1,483	5	0
Vote by Mail	872	1,483	527	1
Canvass	3	1,483	2	0
Total	910	1,483	534	1
0073752				
Election Day	29	1,378	3	0
Vote by Mail	777	1,378	385	1
Canvass	4	1,378	0	0
Total	810	1,378	388	1
0073775				
Election Day	31	1,430	4	0
Vote by Mail	832	1,430	456	4
Canvass	2	1,430	0	0
Total	865	1,430	460	4
0073817				
Election Day	26	1,432	8	0
Vote by Mail	911	1,432	421	1
Canvass	1	1,432	1	0
Total	938	1,432	430	1
0073849				
Election Day	25	1,298	6	0
Vote by Mail	699	1,298	367	0
Canvass	3	1,298	0	0
Total	727	1,298	373	0
0073938				
Election Day	39	1,521	5	0
Vote by Mail	865	1,521	494	0
Canvass	2	1,521	0	0
Total	906	1,521	499	0

Precinct	DAN KAPELOVITZ (G-P)		KEVIN K. KAUL (NPP)	
0073700				
Election Day	0	0.00%	0	0.00%
Vote by Mail	6	1.74%	1	0.29%
Canvass	0	0.00%	0	0.00%
Total	6	1.60%	1	0.27%
0073752				
Election Day	0	0.00%	0	0.00%
Vote by Mail	1	0.26%	0	0.00%
Canvass	0	0.00%	0	0.00%
Total	1	0.24%	0	0.00%
0073775				
Election Day	0	0.00%	0	0.00%
Vote by Mail	2	0.54%	4	1.08%
Canvass	0	0.00%	0	0.00%
Total	2	0.50%	4	1.00%
0073817				
Election Day	0	0.00%	0	0.00%
Vote by Mail	0	0.00%	0	0.00%
Canvass	0		0	
Total	0	0.00%	0	0.00%
0073849				
Election Day	0	0.00%	0	0.00%
Vote by Mail	3	0.90%	0	0.00%
Canvass	0	0.00%	0	0.00%
Total	3	0.85%	0	0.00%
0073938				
Election Day	0	0.00%	0	0.00%
Vote by Mail	5	1.35%	0	0.00%
Canvass	0	0.00%	0	0.00%
Total	5	1.23%	0	0.00%

Precinct	CHAUNCEY "SLIM" KILLENS (REP)		KEVIN KILEY (REP)		PATRICK KILPATRICK (DEM)		ANTHONY TRIMINO (REP)		JOEL VENTRESCA (DEM)		KEVIN L. FAULCONER (REP)		RHONDA FURIN (REP)	
0073700														
Election Day	0	0.00%	3	10.00%	0	0.00%	0	0.00%	0	0.00%	0	0.00%	0	0.00%
Vote by Mail	1	0.29%	13	3.78%	4	1.16%	0	0.00%	11	3.20%	20	5.81%	0	0.00%
Canvass	0	0.00%	0	0.00%	0	0.00%	0	0.00%	0	0.00%	0	0.00%	0	0.00%
Total	1	0.27%	16	4.27%	4	1.07%	0	0.00%	11	2.93%	20	5.33%	0	0.00%
0073752														
Election Day	0	0.00%	3	11.54%	0	0.00%	0	0.00%	0	0.00%	0	0.00%	0	0.00%
Vote by Mail	0	0.00%	15	3.84%	0	0.00%	2	0.51%	5	1.28%	32	8.18%	0	0.00%
Canvass	0	0.00%	0	0.00%	0	0.00%	0	0.00%	0	0.00%	1	25.00%	1	25.00%
Total	0	0.00%	18	4.28%	0	0.00%	2	0.48%	5	1.19%	33	7.84%	1	0.24%
0073775														
Election Day	0	0.00%	2	7.41%	0	0.00%	1	3.70%	0	0.00%	0	0.00%	1	3.70%
Vote by Mail	0	0.00%	20	5.38%	3	0.81%	0	0.00%	2	0.54%	25	6.72%	0	0.00%
Canvass	0	0.00%	0	0.00%	0	0.00%	0	0.00%	0	0.00%	0	0.00%	0	0.00%
Total	0	0.00%	22	5.49%	3	0.75%	1	0.25%	2	0.50%	25	6.23%	1	0.25%
0073817														
Election Day	0	0.00%	0	0.00%	0	0.00%	0	0.00%	0	0.00%	0	0.00%	0	0.00%
Vote by Mail	0	0.00%	21	4.29%	2	0.41%	0	0.00%	5	1.02%	29	5.93%	6	1.23%
Canvass	0		0		0		0		0		0		0	
Total	0	0.00%	21	4.14%	2	0.39%	0	0.00%	5	0.99%	29	5.72%	6	1.18%
0073849														
Election Day	0	0.00%	2	10.53%	0	0.00%	0	0.00%	0	0.00%	0	0.00%	0	0.00%
Vote by Mail	0	0.00%	11	3.31%	1	0.30%	0	0.00%	6	1.81%	12	3.61%	0	0.00%
Canvass	0	0.00%	0	0.00%	0	0.00%	0	0.00%	0	0.00%	0	0.00%	0	0.00%
Total	0	0.00%	13	3.67%	1	0.28%	0	0.00%	6	1.69%	12	3.39%	0	0.00%
0073938														
Election Day	0	0.00%	1	2.94%	0	0.00%	0	0.00%	0	0.00%	1	2.94%	0	0.00%
Vote by Mail	1	0.27%	22	5.93%	4	1.08%	0	0.00%	3	0.81%	26	7.01%	0	0.00%
Canvass	0	0.00%	0	0.00%	0	0.00%	0	0.00%	0	0.00%	0	0.00%	0	0.00%
Total	1	0.25%	23	5.65%	4	0.98%	0	0.00%	3	0.74%	27	6.63%	0	0.00%

Precinct	ROBERT C. NEWMAN II (REP)		DENNIS RICHTER (NPP)		BRANDON M. ROSS (DEM)		SAM L. GALLUCCI (REP)		TED GAINES (REP)		CAITLYN JENNER (REP)		LEO S. ZACKY (REP)	
0073700														
Election Day	0	0.00%	0	0.00%	4	13.33%	0	0.00%	0	0.00%	0	0.00%	0	0.00%
Vote by Mail	0	0.00%	0	0.00%	35	10.17%	0	0.00%	2	0.58%	2	0.58%	0	0.00%
Canvass	0	0.00%	0	0.00%	0	0.00%	0	0.00%	0	0.00%	0	0.00%	0	0.00%
Total	0	0.00%	0	0.00%	39	10.40%	0	0.00%	2	0.53%	2	0.53%	0	0.00%
0073752														
Election Day	0	0.00%	0	0.00%	6	23.08%	0	0.00%	0	0.00%	0	0.00%	0	0.00%
Vote by Mail	2	0.51%	0	0.00%	36	9.21%	0	0.00%	2	0.51%	6	1.53%	0	0.00%
Canvass	0	0.00%	0	0.00%	0	0.00%	0	0.00%	0	0.00%	0	0.00%	0	0.00%
Total	2	0.48%	0	0.00%	42	9.98%	0	0.00%	2	0.48%	6	1.43%	0	0.00%
0073775														
Election Day	0	0.00%	1	3.70%	2	7.41%	0	0.00%	0	0.00%	0	0.00%	0	0.00%
Vote by Mail	0	0.00%	0	0.00%	31	8.33%	0	0.00%	2	0.54%	8	2.15%	0	0.00%
Canvass	0	0.00%	0	0.00%	0	0.00%	0	0.00%	0	0.00%	0	0.00%	0	0.00%
Total	0	0.00%	1	0.25%	33	8.23%	0	0.00%	2	0.50%	8	2.00%	0	0.00%
0073817														
Election Day	0	0.00%	0	0.00%	1	5.56%	0	0.00%	0	0.00%	0	0.00%	0	0.00%
Vote by Mail	5	1.02%	0	0.00%	36	7.36%	1	0.20%	8	1.64%	4	0.82%	0	0.00%
Canvass	0		0		0		0		0		0		0	
Total	5	0.99%	0	0.00%	37	7.30%	1	0.20%	8	1.58%	4	0.79%	0	0.00%
0073849														
Election Day	0	0.00%	0	0.00%	4	21.05%	0	0.00%	0	0.00%	1	5.26%	0	0.00%
Vote by Mail	0	0.00%	0	0.00%	31	9.34%	0	0.00%	9	2.71%	9	2.71%	0	0.00%
Canvass	0	0.00%	0	0.00%	0	0.00%	0	0.00%	0	0.00%	0	0.00%	0	0.00%
Total	0	0.00%	0	0.00%	35	9.89%	0	0.00%	9	2.54%	10	2.82%	0	0.00%
0073938														
Election Day	0	0.00%	0	0.00%	2	5.88%	0	0.00%	0	0.00%	0	0.00%	0	0.00%
Vote by Mail	6	1.62%	1	0.27%	33	8.89%	0	0.00%	1	0.27%	6	1.62%	0	0.00%
Canvass	0	0.00%	0	0.00%	0	0.00%	0	0.00%	0	0.00%	0	0.00%	0	0.00%
Total	6	1.47%	1	0.25%	35	8.60%	0	0.00%	1	0.25%	6	1.47%	0	0.00%

Precinct	DANIEL MERCURI (REP)		JACQUELINE MCGOWAN (DEM)		DAVID MOORE (NPP)		DAVID ALEXANDER BRAMANTE (REP)		HOLLY L. BAADE (DEM)		ANGELYNE (NPP)		JAMES G. HANINK (NPP)	
0073700														
Election Day	1	3.33%	0	0.00%	0	0.00%	0	0.00%	0	0.00%	0	0.00%	0	0.00%
Vote by Mail	1	0.29%	12	3.49%	0	0.00%	0	0.00%	2	0.58%	1	0.29%	1	0.29%
Canvass	0	0.00%	0	0.00%	0	0.00%	0	0.00%	0	0.00%	0	0.00%	0	0.00%
Total	2	0.53%	12	3.20%	0	0.00%	0	0.00%	2	0.53%	1	0.27%	1	0.27%
0073752														
Election Day	0	0.00%	0	0.00%	0	0.00%	0	0.00%	0	0.00%	0	0.00%	0	0.00%
Vote by Mail	0	0.00%	12	3.07%	1	0.26%	0	0.00%	4	1.02%	0	0.00%	0	0.00%
Canvass	0	0.00%	0	0.00%	0	0.00%	0	0.00%	0	0.00%	0	0.00%	0	0.00%
Total	0	0.00%	12	2.85%	1	0.24%	0	0.00%	4	0.95%	0	0.00%	0	0.00%
0073775														
Election Day	0	0.00%	2	7.41%	0	0.00%	0	0.00%	0	0.00%	0	0.00%	0	0.00%
Vote by Mail	0	0.00%	16	4.30%	0	0.00%	1	0.27%	5	1.34%	2	0.54%	2	0.54%
Canvass	0	0.00%	0	0.00%	0	0.00%	0	0.00%	0	0.00%	0	0.00%	0	0.00%
Total	0	0.00%	18	4.49%	0	0.00%	1	0.25%	5	1.25%	2	0.50%	2	0.50%
0073817														
Election Day	0	0.00%	1	5.56%	0	0.00%	0	0.00%	0	0.00%	0	0.00%	0	0.00%
Vote by Mail	0	0.00%	19	3.89%	0	0.00%	0	0.00%	4	0.82%	0	0.00%	2	0.41%
Canvass	0		0		0		0		0		0		0	
Total	0	0.00%	20	3.94%	0	0.00%	0	0.00%	4	0.79%	0	0.00%	2	0.39%
0073849														
Election Day	0	0.00%	2	10.53%	0	0.00%	0	0.00%	0	0.00%	0	0.00%	0	0.00%
Vote by Mail	0	0.00%	9	2.71%	6	1.81%	0	0.00%	0	0.00%	0	0.00%	0	0.00%
Canvass	0	0.00%	0	0.00%	0	0.00%	0	0.00%	0	0.00%	0	0.00%	0	0.00%
Total	0	0.00%	11	3.11%	6	1.69%	0	0.00%	0	0.00%	0	0.00%	0	0.00%
0073938														
Election Day	0	0.00%	0	0.00%	0	0.00%	0	0.00%	0	0.00%	0	0.00%	0	0.00%
Vote by Mail	0	0.00%	10	2.70%	8	2.16%	0	0.00%	2	0.54%	0	0.00%	0	0.00%
Canvass	0	0.00%	0	0.00%	0	0.00%	0	0.00%	0	0.00%	0	0.00%	0	0.00%
Total	0	0.00%	10	2.46%	8	1.97%	0	0.00%	2	0.49%	0	0.00%	0	0.00%

Precinct	DAVID HILLBERG (REP)		JEFF HEWITT (LIB)		JOHN R. DRAKE (DEM)		LARRY A. ELDER (REP)		KEVIN PAFFRATH (DEM)		ADAM PAPAGAN (NPP)		ARMANDO "MANDO" PEREZ- SERRATO (DEM)	
0073700														
Election Day	0	0.00%	0	0.00%	0	0.00%	19	63.33%	1	3.33%	0	0.00%	0	0.00%
Vote by Mail	0	0.00%	2	0.58%	3	0.87%	159	46.22%	35	10.17%	0	0.00%	7	2.03%
Canvass	0	0.00%	0	0.00%	0	0.00%	1	100.00%	0	0.00%	0	0.00%	0	0.00%
Total	0	0.00%	2	0.53%	3	0.80%	179	47.73%	36	9.60%	0	0.00%	7	1.87%
0073752														
Election Day	0	0.00%	0	0.00%	0	0.00%	15	57.69%	0	0.00%	0	0.00%	0	0.00%
Vote by Mail	0	0.00%	0	0.00%	2	0.51%	192	49.10%	46	11.76%	0	0.00%	2	0.51%
Canvass	0	0.00%	0	0.00%	0	0.00%	1	25.00%	1	25.00%	0	0.00%	0	0.00%
Total	0	0.00%	0	0.00%	2	0.48%	208	49.41%	47	11.16%	0	0.00%	2	0.48%
0073775														
Election Day	0	0.00%	0	0.00%	0	0.00%	17	62.96%	1	3.70%	0	0.00%	0	0.00%
Vote by Mail	1	0.27%	2	0.54%	6	1.61%	156	41.94%	51	13.71%	0	0.00%	0	0.00%
Canvass	0	0.00%	0	0.00%	0	0.00%	2	100.00%	0	0.00%	0	0.00%	0	0.00%
Total	1	0.25%	2	0.50%	6	1.50%	175	43.64%	52	12.97%	0	0.00%	0	0.00%
0073817														
Election Day	0	0.00%	0	0.00%	0	0.00%	16	88.89%	0	0.00%	0	0.00%	0	0.00%
Vote by Mail	0	0.00%	7	1.43%	3	0.61%	233	47.65%	48	9.82%	1	0.20%	1	0.20%
Canvass	0		0		0		0		0		0		0	
Total	0	0.00%	7	1.38%	3	0.59%	249	49.11%	48	9.47%	1	0.20%	1	0.20%
0073849														
Election Day	0	0.00%	0	0.00%	0	0.00%	7	36.84%	1	5.26%	0	0.00%	0	0.00%
Vote by Mail	0	0.00%	0	0.00%	1	0.30%	144	43.37%	44	13.25%	0	0.00%	2	0.60%
Canvass	0	0.00%	0	0.00%	0	0.00%	2	66.67%	1	33.33%	0	0.00%	0	0.00%
Total	0	0.00%	0	0.00%	1	0.28%	153	43.22%	46	12.99%	0	0.00%	2	0.56%
0073938														
Election Day	0	0.00%	0	0.00%	0	0.00%	22	64.71%	4	11.76%	0	0.00%	0	0.00%
Vote by Mail	0	0.00%	2	0.54%	3	0.81%	152	40.97%	44	11.86%	0	0.00%	5	1.35%
Canvass	0	0.00%	1	50.00%	0	0.00%	1	50.00%	0	0.00%	0	0.00%	0	0.00%
Total	0	0.00%	3	0.74%	3	0.74%	175	43.00%	48	11.79%	0	0.00%	5	1.23%

Precinct	JOHN COX (REP)		HEATHER COLLINS (G-P)		DANIEL WATTS (DEM)		NICKOLAS WILDSTAR (REP)		SARAH STEPHENS (REP)		DENVER STONER (REP)		JOE M. SYMMON (REP)	
0073700														
Election Day	0	0.00%	0	0.00%	0	0.00%	0	0.00%	0	0.00%	0	0.00%	0	0.00%
Vote by Mail	10	2.91%	0	0.00%	9	2.62%	0	0.00%	0	0.00%	1	0.29%	1	0.29%
Canvass	0	0.00%	0	0.00%	0	0.00%	0	0.00%	0	0.00%	0	0.00%	0	0.00%
Total	10	2.67%	0	0.00%	9	2.40%	0	0.00%	0	0.00%	1	0.27%	1	0.27%
0073752														
Election Day	0	0.00%	0	0.00%	0	0.00%	0	0.00%	0	0.00%	0	0.00%	0	0.00%
Vote by Mail	15	3.84%	1	0.26%	0	0.00%	0	0.00%	2	0.51%	0	0.00%	0	0.00%
Canvass	0	0.00%	0	0.00%	0	0.00%	0	0.00%	0	0.00%	0	0.00%	0	0.00%
Total	15	3.56%	1	0.24%	0	0.00%	0	0.00%	2	0.48%	0	0.00%	0	0.00%
0073775														
Election Day	0	0.00%	0	0.00%	0	0.00%	0	0.00%	0	0.00%	0	0.00%	0	0.00%
Vote by Mail	12	3.23%	0	0.00%	10	2.69%	0	0.00%	2	0.54%	1	0.27%	0	0.00%
Canvass	0	0.00%	0	0.00%	0	0.00%	0	0.00%	0	0.00%	0	0.00%	0	0.00%
Total	12	2.99%	0	0.00%	10	2.49%	0	0.00%	2	0.50%	1	0.25%	0	0.00%
0073817														
Election Day	0	0.00%	0	0.00%	0	0.00%	0	0.00%	0	0.00%	0	0.00%	0	0.00%
Vote by Mail	25	5.11%	2	0.41%	16	3.27%	0	0.00%	0	0.00%	0	0.00%	0	0.00%
Canvass	0	0.00%	0	0.00%	0	0.00%	0	0.00%	0	0.00%	0	0.00%	0	0.00%
Total	25	4.93%	2	0.39%	16	3.16%	0	0.00%	0	0.00%	0	0.00%	0	0.00%
0073849														
Election Day	1	5.26%	0	0.00%	0	0.00%	0	0.00%	0	0.00%	0	0.00%	0	0.00%
Vote by Mail	14	4.22%	0	0.00%	14	4.22%	3	0.90%	0	0.00%	0	0.00%	0	0.00%
Canvass	0	0.00%	0	0.00%	0	0.00%	0	0.00%	0	0.00%	0	0.00%	0	0.00%
Total	15	4.24%	0	0.00%	14	3.95%	3	0.85%	0	0.00%	0	0.00%	0	0.00%
0073938														
Election Day	2	5.88%	2	5.88%	0	0.00%	0	0.00%	0	0.00%	0	0.00%	0	0.00%
Vote by Mail	22	5.93%	1	0.27%	6	1.62%	1	0.27%	2	0.54%	0	0.00%	0	0.00%
Canvass	0	0.00%	0	0.00%	0	0.00%	0	0.00%	0	0.00%	0	0.00%	0	0.00%
Total	24	5.90%	3	0.74%	6	1.47%	1	0.25%	2	0.49%	0	0.00%	0	0.00%

Precinct	MAJOR SINGH (NPP)		DOUG OSE (REP)		Write-in		Total Votes	ROXANNE Qualified Write In		STACY SMITH Qualified Write In		MAJOR WILLIAMS Qualified Write In	
0073700													
Election Day	0	0.00%	0	0.00%	2	6.67%	30	0	0.00%	0	0.00%	2	6.67%
Vote by Mail	0	0.00%	1	0.29%	0	0.00%	344	0	0.00%	0	0.00%	0	0.00%
Canvass	0	0.00%	0	0.00%	0	0.00%	1	0	0.00%	0	0.00%	0	0.00%
Total	0	0.00%	1	0.27%	2	0.53%	375	0	0.00%	0	0.00%	2	0.53%
0073752													
Election Day	0	0.00%	1	3.85%	0	0.00%	26	0	0.00%	0	0.00%	0	0.00%
Vote by Mail	0	0.00%	8	2.05%	0	0.00%	391	0	0.00%	0	0.00%	0	0.00%
Canvass	0	0.00%	0	0.00%	0	0.00%	4	0	0.00%	0	0.00%	0	0.00%
Total	0	0.00%	9	2.14%	0	0.00%	421	0	0.00%	0	0.00%	0	0.00%
0073775													
Election Day	0	0.00%	0	0.00%	0	0.00%	27	0	0.00%	0	0.00%	0	0.00%
Vote by Mail	2	0.54%	3	0.81%	0	0.00%	372	0	0.00%	0	0.00%	0	0.00%
Canvass	0	0.00%	0	0.00%	0	0.00%	2	0	0.00%	0	0.00%	0	0.00%
Total	2	0.50%	3	0.75%	0	0.00%	401	0	0.00%	0	0.00%	0	0.00%
0073817													
Election Day	0	0.00%	0	0.00%	0	0.00%	18	0	0.00%	0	0.00%	0	0.00%
Vote by Mail	0	0.00%	5	1.02%	0	0.00%	489	0	0.00%	0	0.00%	0	0.00%
Canvass	0		0		0		0	0		0		0	
Total	0	0.00%	5	0.99%	0	0.00%	507	0	0.00%	0	0.00%	0	0.00%
0073849													
Election Day	1	5.26%	0	0.00%	0	0.00%	19	0	0.00%	0	0.00%	0	0.00%
Vote by Mail	6	1.81%	3	0.90%	0	0.00%	332	0	0.00%	0	0.00%	0	0.00%
Canvass	0	0.00%	0	0.00%	0	0.00%	3	0	0.00%	0	0.00%	0	0.00%
Total	7	1.98%	3	0.85%	0	0.00%	354	0	0.00%	0	0.00%	0	0.00%
0073938													
Election Day	0	0.00%	0	0.00%	0	0.00%	34	0	0.00%	0	0.00%	0	0.00%
Vote by Mail	3	0.81%	2	0.54%	0	0.00%	371	0	0.00%	0	0.00%	0	0.00%
Canvass	0	0.00%	0	0.00%	0	0.00%	2	0	0.00%	0	0.00%	0	0.00%
Total	3	0.74%	2	0.49%	0	0.00%	407	0	0.00%	0	0.00%	0	0.00%

Precinct	THUY E. HUGENS Qualified Write In		MIKI HABRYN Qualified Write In		VINCE LUNDGREN Qualified Write In		VIVEK B. MOHAN Qualified Write In	
0073700								
Election Day	0	0.00%	0	0.00%	0	0.00%	0	0.00%
Vote by Mail	0	0.00%	0	0.00%	0	0.00%	0	0.00%
Canvass	0	0.00%	0	0.00%	0	0.00%	0	0.00%
Total	0	0.00%	0	0.00%	0	0.00%	0	0.00%
0073752								
Election Day	0	0.00%	0	0.00%	0	0.00%	0	0.00%
Vote by Mail	0	0.00%	0	0.00%	0	0.00%	0	0.00%
Canvass	0	0.00%	0	0.00%	0	0.00%	0	0.00%
Total	0	0.00%	0	0.00%	0	0.00%	0	0.00%
0073775								
Election Day	0	0.00%	0	0.00%	0	0.00%	0	0.00%
Vote by Mail	0	0.00%	0	0.00%	0	0.00%	0	0.00%
Canvass	0	0.00%	0	0.00%	0	0.00%	0	0.00%
Total	0	0.00%	0	0.00%	0	0.00%	0	0.00%
0073817								
Election Day	0	0.00%	0	0.00%	0	0.00%	0	0.00%
Vote by Mail	0	0.00%	0	0.00%	0	0.00%	0	0.00%
Canvass	0		0		0		0	
Total	0	0.00%	0	0.00%	0	0.00%	0	0.00%
0073849								
Election Day	0	0.00%	0	0.00%	0	0.00%	0	0.00%
Vote by Mail	0	0.00%	0	0.00%	0	0.00%	0	0.00%
Canvass	0	0.00%	0	0.00%	0	0.00%	0	0.00%
Total	0	0.00%	0	0.00%	0	0.00%	0	0.00%
0073938								
Election Day	0	0.00%	0	0.00%	0	0.00%	0	0.00%
Vote by Mail	0	0.00%	0	0.00%	0	0.00%	0	0.00%
Canvass	0	0.00%	0	0.00%	0	0.00%	0	0.00%
Total	0	0.00%	0	0.00%	0	0.00%	0	0.00%

Precinct	Times Cast	Registered Voters	Undervotes	Overvotes
0073946				
Election Day	36	1,341	9	0
Vote by Mail	709	1,341	411	1
Canvass	2	1,341	1	0
Total	747	1,341	421	1
0074561				
Election Day	1	76	0	0
Vote by Mail	52	76	9	0
Canvass	1	76	0	0
Total	54	76	9	0
0074802				
Election Day	0	14	0	0
Vote by Mail	10	14	5	0
Canvass	0	14	0	0
Total	10	14	5	0
0075243				
Election Day	7	343	0	0
Vote by Mail	222	343	45	0
Canvass	0	343	0	0
Total	229	343	45	0
0077164				
Election Day	25	1,004	4	0
Vote by Mail	623	1,004	221	1
Canvass	2	1,004	0	0
Total	650	1,004	225	1
0077380				
Election Day	10	377	1	0
Vote by Mail	230	377	98	1
Canvass	2	377	1	0
Total	242	377	100	1

Precinct	DAN KAPELOVITZ (G-P)		KEVIN K. KAUL (NPP)	
0073946				
Election Day	0	0.00%	0	0.00%
Vote by Mail	1	0.34%	0	0.00%
Canvass	0	0.00%	0	0.00%
Total	1	0.31%	0	0.00%
0074561				
Election Day	0	0.00%	0	0.00%
Vote by Mail	0	0.00%	0	0.00%
Canvass	0	0.00%	0	0.00%
Total	0	0.00%	0	0.00%
0074802				
Election Day	0		0	
Vote by Mail	0	0.00%	0	0.00%
Canvass	0		0	
Total	0	0.00%	0	0.00%
0075243				
Election Day	0	0.00%	0	0.00%
Vote by Mail	0	0.00%	2	1.13%
Canvass	0		0	
Total	0	0.00%	2	1.09%
0077164				
Election Day	0	0.00%	0	0.00%
Vote by Mail	2	0.50%	0	0.00%
Canvass	0	0.00%	0	0.00%
Total	2	0.47%	0	0.00%
0077380				
Election Day	0	0.00%	0	0.00%
Vote by Mail	1	0.76%	0	0.00%
Canvass	0	0.00%	0	0.00%
Total	1	0.71%	0	0.00%

Precinct	CHAUNCEY "SLIM" KILLENS (REP)		KEVIN KILEY (REP)		PATRICK KILPATRICK (DEM)		ANTHONY TRIMINO (REP)		JOEL VENTRESCA (DEM)		KEVIN L. FAULCONER (REP)		RHONDA FURIN (REP)	
0073946														
Election Day	0	0.00%	2	7.41%	0	0.00%	0	0.00%	0	0.00%	1	3.70%	0	0.00%
Vote by Mail	0	0.00%	7	2.36%	4	1.35%	1	0.34%	9	3.03%	25	8.42%	1	0.34%
Canvass	0	0.00%	0	0.00%	0	0.00%	0	0.00%	0	0.00%	0	0.00%	0	0.00%
Total	0	0.00%	9	2.77%	4	1.23%	1	0.31%	9	2.77%	26	8.00%	1	0.31%
0074561														
Election Day	0	0.00%	0	0.00%	0	0.00%	0	0.00%	0	0.00%	0	0.00%	0	0.00%
Vote by Mail	0	0.00%	0	0.00%	0	0.00%	0	0.00%	1	2.33%	2	4.65%	0	0.00%
Canvass	0	0.00%	0	0.00%	0	0.00%	0	0.00%	0	0.00%	0	0.00%	0	0.00%
Total	0	0.00%	0	0.00%	0	0.00%	0	0.00%	1	2.22%	2	4.44%	0	0.00%
0074802														
Election Day	0		0		0		0		0		0		0	
Vote by Mail	0	0.00%	0	0.00%	0	0.00%	0	0.00%	0	0.00%	0	0.00%	0	0.00%
Canvass	0		0		0		0		0		0		0	
Total	0	0.00%	0	0.00%	0	0.00%	0	0.00%	0	0.00%	0	0.00%	0	0.00%
0075243														
Election Day	0	0.00%	0	0.00%	0	0.00%	0	0.00%	0	0.00%	0	0.00%	0	0.00%
Vote by Mail	0	0.00%	8	4.52%	1	0.56%	0	0.00%	0	0.00%	24	13.56%	0	0.00%
Canvass	0		0		0		0		0		0		0	
Total	0	0.00%	8	4.35%	1	0.54%	0	0.00%	0	0.00%	24	13.04%	0	0.00%
0077164														
Election Day	0	0.00%	1	4.76%	0	0.00%	0	0.00%	0	0.00%	0	0.00%	0	0.00%
Vote by Mail	0	0.00%	10	2.49%	4	1.00%	0	0.00%	4	1.00%	34	8.48%	0	0.00%
Canvass	0	0.00%	0	0.00%	0	0.00%	0	0.00%	0	0.00%	0	0.00%	0	0.00%
Total	0	0.00%	11	2.59%	4	0.94%	0	0.00%	4	0.94%	34	8.02%	0	0.00%
0077380														
Election Day	0	0.00%	0	0.00%	0	0.00%	0	0.00%	0	0.00%	0	0.00%	0	0.00%
Vote by Mail	1	0.76%	9	6.87%	2	1.53%	0	0.00%	3	2.29%	6	4.58%	0	0.00%
Canvass	0	0.00%	0	0.00%	0	0.00%	0	0.00%	0	0.00%	0	0.00%	0	0.00%
Total	1	0.71%	9	6.38%	2	1.42%	0	0.00%	3	2.13%	6	4.26%	0	0.00%

Precinct	ROBERT C. NEWMAN II (REP)		DENNIS RICHTER (NPP)		BRANDON M. ROSS (DEM)		SAM L. GALLUCCI (REP)		TED GAINES (REP)		CAITLYN JENNER (REP)		LEO S. ZACKY (REP)	
0073946														
Election Day	0	0.00%	0	0.00%	4	14.81%	0	0.00%	0	0.00%	0	0.00%	0	0.00%
Vote by Mail	2	0.67%	0	0.00%	30	10.10%	8	2.69%	3	1.01%	2	0.67%	0	0.00%
Canvass	0	0.00%	0	0.00%	0	0.00%	0	0.00%	0	0.00%	0	0.00%	0	0.00%
Total	2	0.62%	0	0.00%	34	10.46%	8	2.46%	3	0.92%	2	0.62%	0	0.00%
0074561														
Election Day	0	0.00%	0	0.00%	0	0.00%	0	0.00%	0	0.00%	0	0.00%	0	0.00%
Vote by Mail	0	0.00%	0	0.00%	0	0.00%	0	0.00%	2	4.65%	1	2.33%	0	0.00%
Canvass	1	100.00%	0	0.00%	0	0.00%	0	0.00%	0	0.00%	0	0.00%	0	0.00%
Total	1	2.22%	0	0.00%	0	0.00%	0	0.00%	2	4.44%	1	2.22%	0	0.00%
0074802														
Election Day	0		0		0		0		0		0		0	
Vote by Mail	0	0.00%	0	0.00%	0	0.00%	0	0.00%	1	20.00%	0	0.00%	0	0.00%
Canvass	0		0		0		0		0		0		0	
Total	0	0.00%	0	0.00%	0	0.00%	0	0.00%	1	20.00%	0	0.00%	0	0.00%
0075243														
Election Day	0	0.00%	0	0.00%	0	0.00%	0	0.00%	0	0.00%	0	0.00%	0	0.00%
Vote by Mail	0	0.00%	1	0.56%	3	1.69%	0	0.00%	3	1.69%	1	0.56%	0	0.00%
Canvass	0		0		0		0		0		0		0	
Total	0	0.00%	1	0.54%	3	1.63%	0	0.00%	3	1.63%	1	0.54%	0	0.00%
0077164														
Election Day	0	0.00%	0	0.00%	2	9.52%	0	0.00%	0	0.00%	1	4.76%	0	0.00%
Vote by Mail	0	0.00%	0	0.00%	15	3.74%	1	0.25%	8	2.00%	4	1.00%	1	0.25%
Canvass	0	0.00%	0	0.00%	0	0.00%	0	0.00%	0	0.00%	0	0.00%	0	0.00%
Total	0	0.00%	0	0.00%	17	4.01%	1	0.24%	8	1.89%	5	1.18%	1	0.24%
0077380														
Election Day	0	0.00%	0	0.00%	2	22.22%	0	0.00%	0	0.00%	0	0.00%	0	0.00%
Vote by Mail	0	0.00%	0	0.00%	7	5.34%	0	0.00%	3	2.29%	4	3.05%	0	0.00%
Canvass	0	0.00%	0	0.00%	0	0.00%	0	0.00%	0	0.00%	0	0.00%	0	0.00%
Total	0	0.00%	0	0.00%	9	6.38%	0	0.00%	3	2.13%	4	2.84%	0	0.00%

Precinct	DANIEL MERCURI (REP)		JACQUELINE MCGOWAN (DEM)		DAVID MOORE (NPP)		DAVID ALEXANDER BRAMANTE (REP)		HOLLY L. BAADE (DEM)		ANGELYNE (NPP)		JAMES G. HANINK (NPP)	
0073946														
Election Day	0	0.00%	0	0.00%	0	0.00%	0	0.00%	0	0.00%	0	0.00%	0	0.00%
Vote by Mail	0	0.00%	14	4.71%	2	0.67%	0	0.00%	4	1.35%	0	0.00%	0	0.00%
Canvass	0	0.00%	0	0.00%	0	0.00%	0	0.00%	0	0.00%	0	0.00%	0	0.00%
Total	0	0.00%	14	4.31%	2	0.62%	0	0.00%	4	1.23%	0	0.00%	0	0.00%
0074561														
Election Day	0	0.00%	0	0.00%	0	0.00%	0	0.00%	0	0.00%	0	0.00%	0	0.00%
Vote by Mail	0	0.00%	1	2.33%	0	0.00%	0	0.00%	0	0.00%	0	0.00%	0	0.00%
Canvass	0	0.00%	0	0.00%	0	0.00%	0	0.00%	0	0.00%	0	0.00%	0	0.00%
Total	0	0.00%	1	2.22%	0	0.00%	0	0.00%	0	0.00%	0	0.00%	0	0.00%
0074802														
Election Day	0		0		0		0		0		0		0	
Vote by Mail	0	0.00%	0	0.00%	0	0.00%	0	0.00%	0	0.00%	0	0.00%	0	0.00%
Canvass	0		0		0		0		0		0		0	
Total	0	0.00%	0	0.00%	0	0.00%	0	0.00%	0	0.00%	0	0.00%	0	0.00%
0075243														
Election Day	0	0.00%	0	0.00%	0	0.00%	0	0.00%	0	0.00%	0	0.00%	0	0.00%
Vote by Mail	0	0.00%	5	2.82%	0	0.00%	0	0.00%	1	0.56%	0	0.00%	0	0.00%
Canvass	0		0		0		0		0		0		0	
Total	0	0.00%	5	2.72%	0	0.00%	0	0.00%	1	0.54%	0	0.00%	0	0.00%
0077164														
Election Day	0	0.00%	0	0.00%	1	4.76%	0	0.00%	0	0.00%	1	4.76%	0	0.00%
Vote by Mail	0	0.00%	8	2.00%	0	0.00%	2	0.50%	5	1.25%	2	0.50%	0	0.00%
Canvass	0	0.00%	0	0.00%	0	0.00%	0	0.00%	0	0.00%	0	0.00%	0	0.00%
Total	0	0.00%	8	1.89%	1	0.24%	2	0.47%	5	1.18%	3	0.71%	0	0.00%
0077380														
Election Day	0	0.00%	0	0.00%	0	0.00%	0	0.00%	0	0.00%	0	0.00%	0	0.00%
Vote by Mail	0	0.00%	6	4.58%	1	0.76%	0	0.00%	1	0.76%	0	0.00%	0	0.00%
Canvass	0	0.00%	0	0.00%	0	0.00%	0	0.00%	0	0.00%	0	0.00%	0	0.00%
Total	0	0.00%	6	4.26%	1	0.71%	0	0.00%	1	0.71%	0	0.00%	0	0.00%

Precinct	DAVID HILLBERG (REP)		JEFF HEWITT (LIB)		JOHN R. DRAKE (DEM)		LARRY A. ELDER (REP)		KEVIN PAFFRATH (DEM)		ADAM PAPAGAN (NPP)		ARMANDO "MANDO" PEREZ- SERRATO (DEM)	
0073946														
Election Day	0	0.00%	0	0.00%	0	0.00%	14	51.85%	1	3.70%	1	3.70%	0	0.00%
Vote by Mail	0	0.00%	7	2.36%	0	0.00%	104	35.02%	36	12.12%	0	0.00%	2	0.67%
Canvass	0	0.00%	0	0.00%	0	0.00%	1	100.00%	0	0.00%	0	0.00%	0	0.00%
Total	0	0.00%	7	2.15%	0	0.00%	119	36.62%	37	11.38%	1	0.31%	2	0.62%
0074561														
Election Day	0	0.00%	0	0.00%	0	0.00%	1	100.00%	0	0.00%	0	0.00%	0	0.00%
Vote by Mail	0	0.00%	0	0.00%	0	0.00%	36	83.72%	0	0.00%	0	0.00%	0	0.00%
Canvass	0	0.00%	0	0.00%	0	0.00%	0	0.00%	0	0.00%	0	0.00%	0	0.00%
Total	0	0.00%	0	0.00%	0	0.00%	37	82.22%	0	0.00%	0	0.00%	0	0.00%
0074802														
Election Day	0		0		0		0		0		0		0	
Vote by Mail	0	0.00%	0	0.00%	0	0.00%	1	20.00%	0	0.00%	0	0.00%	1	20.00%
Canvass	0		0		0		0		0		0		0	
Total	0	0.00%	0	0.00%	0	0.00%	1	20.00%	0	0.00%	0	0.00%	1	20.00%
0075243														
Election Day	0	0.00%	0	0.00%	0	0.00%	6	85.71%	1	14.29%	0	0.00%	0	0.00%
Vote by Mail	0	0.00%	0	0.00%	0	0.00%	99	55.93%	7	3.95%	0	0.00%	0	0.00%
Canvass	0		0		0		0		0		0		0	
Total	0	0.00%	0	0.00%	0	0.00%	105	57.07%	8	4.35%	0	0.00%	0	0.00%
0077164														
Election Day	0	0.00%	0	0.00%	0	0.00%	15	71.43%	0	0.00%	0	0.00%	0	0.00%
Vote by Mail	0	0.00%	1	0.25%	2	0.50%	228	56.86%	14	3.49%	0	0.00%	0	0.00%
Canvass	0	0.00%	0	0.00%	0	0.00%	2	100.00%	0	0.00%	0	0.00%	0	0.00%
Total	0	0.00%	1	0.24%	2	0.47%	245	57.78%	14	3.30%	0	0.00%	0	0.00%
0077380														
Election Day	0	0.00%	0	0.00%	0	0.00%	6	66.67%	0	0.00%	0	0.00%	0	0.00%
Vote by Mail	0	0.00%	1	0.76%	0	0.00%	64	48.85%	8	6.11%	0	0.00%	0	0.00%
Canvass	0	0.00%	0	0.00%	0	0.00%	1	100.00%	0	0.00%	0	0.00%	0	0.00%
Total	0	0.00%	1	0.71%	0	0.00%	71	50.35%	8	5.67%	0	0.00%	0	0.00%

Precinct	JOHN COX (REP)		HEATHER COLLINS (G-P)		DANIEL WATTS (DEM)		NICKOLAS WILDSTAR (REP)		SARAH STEPHENS (REP)		DENVER STONER (REP)		JOE M. SYMMON (REP)	
0073946														
Election Day	4	14.81%	0	0.00%	0	0.00%	0	0.00%	0	0.00%	0	0.00%	0	0.00%
Vote by Mail	11	3.70%	1	0.34%	5	1.68%	1	0.34%	0	0.00%	1	0.34%	0	0.00%
Canvass	0	0.00%	0	0.00%	0	0.00%	0	0.00%	0	0.00%	0	0.00%	0	0.00%
Total	15	4.62%	1	0.31%	5	1.54%	1	0.31%	0	0.00%	1	0.31%	0	0.00%
0074561														
Election Day	0	0.00%	0	0.00%	0	0.00%	0	0.00%	0	0.00%	0	0.00%	0	0.00%
Vote by Mail	0	0.00%	0	0.00%	0	0.00%	0	0.00%	0	0.00%	0	0.00%	0	0.00%
Canvass	0	0.00%	0	0.00%	0	0.00%	0	0.00%	0	0.00%	0	0.00%	0	0.00%
Total	0	0.00%	0	0.00%	0	0.00%	0	0.00%	0	0.00%	0	0.00%	0	0.00%
0074802														
Election Day	0		0		0		0		0		0		0	
Vote by Mail	2	40.00%	0	0.00%	0	0.00%	0	0.00%	0	0.00%	0	0.00%	0	0.00%
Canvass	0		0		0		0		0		0		0	
Total	2	40.00%	0	0.00%	0	0.00%	0	0.00%	0	0.00%	0	0.00%	0	0.00%
0075243														
Election Day	0	0.00%	0	0.00%	0	0.00%	0	0.00%	0	0.00%	0	0.00%	0	0.00%
Vote by Mail	17	9.60%	1	0.56%	0	0.00%	0	0.00%	0	0.00%	0	0.00%	0	0.00%
Canvass	0		0		0		0		0		0		0	
Total	17	9.24%	1	0.54%	0	0.00%	0	0.00%	0	0.00%	0	0.00%	0	0.00%
0077164														
Election Day	0	0.00%	0	0.00%	0	0.00%	0	0.00%	0	0.00%	0	0.00%	0	0.00%
Vote by Mail	39	9.73%	0	0.00%	3	0.75%	2	0.50%	0	0.00%	3	0.75%	0	0.00%
Canvass	0	0.00%	0	0.00%	0	0.00%	0	0.00%	0	0.00%	0	0.00%	0	0.00%
Total	39	9.20%	0	0.00%	3	0.71%	2	0.47%	0	0.00%	3	0.71%	0	0.00%
0077380														
Election Day	1	11.11%	0	0.00%	0	0.00%	0	0.00%	0	0.00%	0	0.00%	0	0.00%
Vote by Mail	8	6.11%	2	1.53%	2	1.53%	0	0.00%	0	0.00%	0	0.00%	0	0.00%
Canvass	0	0.00%	0	0.00%	0	0.00%	0	0.00%	0	0.00%	0	0.00%	0	0.00%
Total	9	6.38%	2	1.42%	2	1.42%	0	0.00%	0	0.00%	0	0.00%	0	0.00%

Precinct	MAJOR SINGH (NPP)		DOUG OSE (REP)		Write-in		Total Votes	ROXANNE Qualified Write In		STACY SMITH Qualified Write In		MAJOR WILLIAMS Qualified Write In	
0073946													
Election Day	0	0.00%	0	0.00%	0	0.00%	27	0	0.00%	0	0.00%	0	0.00%
Vote by Mail	5	1.68%	3	1.01%	0	0.00%	297	0	0.00%	0	0.00%	0	0.00%
Canvass	0	0.00%	0	0.00%	0	0.00%	1	0	0.00%	0	0.00%	0	0.00%
Total	5	1.54%	3	0.92%	0	0.00%	325	0	0.00%	0	0.00%	0	0.00%
0074561													
Election Day	0	0.00%	0	0.00%	0	0.00%	1	0	0.00%	0	0.00%	0	0.00%
Vote by Mail	0	0.00%	0	0.00%	0	0.00%	43	0	0.00%	0	0.00%	0	0.00%
Canvass	0	0.00%	0	0.00%	0	0.00%	1	0	0.00%	0	0.00%	0	0.00%
Total	0	0.00%	0	0.00%	0	0.00%	45	0	0.00%	0	0.00%	0	0.00%
0074802													
Election Day	0		0		0		0	0		0		0	
Vote by Mail	0	0.00%	0	0.00%	0	0.00%	5	0	0.00%	0	0.00%	0	0.00%
Canvass	0		0		0		0	0		0		0	
Total	0	0.00%	0	0.00%	0	0.00%	5	0	0.00%	0	0.00%	0	0.00%
0075243													
Election Day	0	0.00%	0	0.00%	0	0.00%	7	0	0.00%	0	0.00%	0	0.00%
Vote by Mail	0	0.00%	3	1.69%	0	0.00%	177	0	0.00%	0	0.00%	0	0.00%
Canvass	0		0		0		0	0		0		0	
Total	0	0.00%	3	1.63%	0	0.00%	184	0	0.00%	0	0.00%	0	0.00%
0077164													
Election Day	0	0.00%	0	0.00%	0	0.00%	21	0	0.00%	0	0.00%	0	0.00%
Vote by Mail	1	0.25%	8	2.00%	0	0.00%	401	0	0.00%	0	0.00%	0	0.00%
Canvass	0	0.00%	0	0.00%	0	0.00%	2	0	0.00%	0	0.00%	0	0.00%
Total	1	0.24%	8	1.89%	0	0.00%	424	0	0.00%	0	0.00%	0	0.00%
0077380													
Election Day	0	0.00%	0	0.00%	0	0.00%	9	0	0.00%	0	0.00%	0	0.00%
Vote by Mail	0	0.00%	0	0.00%	2	1.53%	131	0	0.00%	0	0.00%	2	1.53%
Canvass	0	0.00%	0	0.00%	0	0.00%	1	0	0.00%	0	0.00%	0	0.00%
Total	0	0.00%	0	0.00%	2	1.42%	141	0	0.00%	0	0.00%	2	1.42%

Precinct	THUY E. HUGENS Qualified Write In		MIKI HABRYN Qualified Write In		VINCE LUNDGREN Qualified Write In		VIVEK B. MOHAN Qualified Write In	
0073946								
Election Day	0	0.00%	0	0.00%	0	0.00%	0	0.00%
Vote by Mail	0	0.00%	0	0.00%	0	0.00%	0	0.00%
Canvass	0	0.00%	0	0.00%	0	0.00%	0	0.00%
Total	0	0.00%	0	0.00%	0	0.00%	0	0.00%
0074561								
Election Day	0	0.00%	0	0.00%	0	0.00%	0	0.00%
Vote by Mail	0	0.00%	0	0.00%	0	0.00%	0	0.00%
Canvass	0	0.00%	0	0.00%	0	0.00%	0	0.00%
Total	0	0.00%	0	0.00%	0	0.00%	0	0.00%
0074802								
Election Day	0		0		0		0	
Vote by Mail	0	0.00%	0	0.00%	0	0.00%	0	0.00%
Canvass	0		0		0		0	
Total	0	0.00%	0	0.00%	0	0.00%	0	0.00%
0075243								
Election Day	0	0.00%	0	0.00%	0	0.00%	0	0.00%
Vote by Mail	0	0.00%	0	0.00%	0	0.00%	0	0.00%
Canvass	0		0		0		0	
Total	0	0.00%	0	0.00%	0	0.00%	0	0.00%
0077164								
Election Day	0	0.00%	0	0.00%	0	0.00%	0	0.00%
Vote by Mail	0	0.00%	0	0.00%	0	0.00%	0	0.00%
Canvass	0	0.00%	0	0.00%	0	0.00%	0	0.00%
Total	0	0.00%	0	0.00%	0	0.00%	0	0.00%
0077380								
Election Day	0	0.00%	0	0.00%	0	0.00%	0	0.00%
Vote by Mail	0	0.00%	0	0.00%	0	0.00%	0	0.00%
Canvass	0	0.00%	0	0.00%	0	0.00%	0	0.00%
Total	0	0.00%	0	0.00%	0	0.00%	0	0.00%

Precinct	Times Cast	Registered Voters	Undervotes	Overvotes
0078116				
Election Day	31	681	5	0
Vote by Mail	462	681	159	0
Canvass	4	681	1	0
Total	497	681	165	0
0078953				
Election Day	15	357	1	0
Vote by Mail	205	357	68	1
Canvass	5	357	0	0
Total	225	357	69	1
0081237				
Election Day	34	1,688	5	0
Vote by Mail	989	1,688	481	2
Canvass	6	1,688	0	0
Total	1,029	1,688	486	2
0081274				
Election Day	43	1,523	5	0
Vote by Mail	977	1,523	525	1
Canvass	4	1,523	1	0
Total	1,024	1,523	531	1
0081320				
Election Day	33	1,247	4	0
Vote by Mail	733	1,247	352	3
Canvass	5	1,247	0	0
Total	771	1,247	356	3
0081393				
Election Day	52	1,647	3	0
Vote by Mail	1,047	1,647	438	1
Canvass	3	1,647	1	0
Total	1,102	1,647	442	1

Precinct	DAN KAPELOVITZ (G-P)		KEVIN K. KAUL (NPP)	
0078116				
Election Day	0	0.00%	0	0.00%
Vote by Mail	0	0.00%	0	0.00%
Canvass	0	0.00%	0	0.00%
Total	0	0.00%	0	0.00%
0078953				
Election Day	0	0.00%	0	0.00%
Vote by Mail	0	0.00%	0	0.00%
Canvass	0	0.00%	0	0.00%
Total	0	0.00%	0	0.00%
0081237				
Election Day	0	0.00%	0	0.00%
Vote by Mail	5	0.99%	0	0.00%
Canvass	0	0.00%	0	0.00%
Total	5	0.92%	0	0.00%
0081274				
Election Day	0	0.00%	0	0.00%
Vote by Mail	2	0.44%	0	0.00%
Canvass	0	0.00%	0	0.00%
Total	2	0.41%	0	0.00%
0081320				
Election Day	0	0.00%	0	0.00%
Vote by Mail	0	0.00%	0	0.00%
Canvass	0	0.00%	0	0.00%
Total	0	0.00%	0	0.00%
0081393				
Election Day	0	0.00%	0	0.00%
Vote by Mail	2	0.33%	0	0.00%
Canvass	0	0.00%	0	0.00%
Total	2	0.30%	0	0.00%

Precinct	CHAUNCEY "SLIM" KILLENS (REP)		KEVIN KILEY (REP)		PATRICK KILPATRICK (DEM)		ANTHONY TRIMINO (REP)		JOEL VENTRESCA (DEM)		KEVIN L. FAULCONER (REP)		RHONDA FURIN (REP)	
0078116														
Election Day	0	0.00%	1	3.85%	0	0.00%	0	0.00%	0	0.00%	0	0.00%	0	0.00%
Vote by Mail	1	0.33%	11	3.63%	4	1.32%	0	0.00%	2	0.66%	25	8.25%	0	0.00%
Canvass	0	0.00%	0	0.00%	0	0.00%	0	0.00%	0	0.00%	0	0.00%	0	0.00%
Total	1	0.30%	12	3.61%	4	1.20%	0	0.00%	2	0.60%	25	7.53%	0	0.00%
0078953														
Election Day	0	0.00%	0	0.00%	0	0.00%	0	0.00%	0	0.00%	1	7.14%	0	0.00%
Vote by Mail	0	0.00%	8	5.88%	0	0.00%	0	0.00%	1	0.74%	15	11.03%	0	0.00%
Canvass	0	0.00%	0	0.00%	0	0.00%	0	0.00%	0	0.00%	0	0.00%	0	0.00%
Total	0	0.00%	8	5.16%	0	0.00%	0	0.00%	1	0.65%	16	10.32%	0	0.00%
0081237														
Election Day	0	0.00%	0	0.00%	1	3.45%	0	0.00%	0	0.00%	1	3.45%	1	3.45%
Vote by Mail	0	0.00%	30	5.93%	1	0.20%	0	0.00%	15	2.96%	46	9.09%	2	0.40%
Canvass	0	0.00%	1	16.67%	0	0.00%	0	0.00%	0	0.00%	0	0.00%	0	0.00%
Total	0	0.00%	31	5.73%	2	0.37%	0	0.00%	15	2.77%	47	8.69%	3	0.55%
0081274														
Election Day	0	0.00%	2	5.26%	1	2.63%	1	2.63%	0	0.00%	1	2.63%	1	2.63%
Vote by Mail	0	0.00%	19	4.21%	6	1.33%	2	0.44%	10	2.22%	41	9.09%	0	0.00%
Canvass	0	0.00%	0	0.00%	0	0.00%	0	0.00%	0	0.00%	0	0.00%	0	0.00%
Total	0	0.00%	21	4.27%	7	1.42%	3	0.61%	10	2.03%	42	8.54%	1	0.20%
0081320														
Election Day	0	0.00%	1	3.45%	0	0.00%	0	0.00%	0	0.00%	0	0.00%	0	0.00%
Vote by Mail	0	0.00%	28	7.41%	5	1.32%	2	0.53%	6	1.59%	25	6.61%	0	0.00%
Canvass	0	0.00%	0	0.00%	0	0.00%	0	0.00%	0	0.00%	0	0.00%	0	0.00%
Total	0	0.00%	29	7.04%	5	1.21%	2	0.49%	6	1.46%	25	6.07%	0	0.00%
0081393														
Election Day	0	0.00%	3	6.12%	0	0.00%	1	2.04%	0	0.00%	2	4.08%	1	2.04%
Vote by Mail	0	0.00%	37	6.09%	3	0.49%	2	0.33%	5	0.82%	76	12.50%	0	0.00%
Canvass	0	0.00%	0	0.00%	0	0.00%	0	0.00%	0	0.00%	0	0.00%	0	0.00%
Total	0	0.00%	40	6.07%	3	0.46%	3	0.46%	5	0.76%	78	11.84%	1	0.15%

Precinct	ROBERT C. NEWMAN II (REP)		DENNIS RICHTER (NPP)		BRANDON M. ROSS (DEM)		SAM L. GALLUCCI (REP)		TED GAINES (REP)		CAITLYN JENNER (REP)		LEO S. ZACKY (REP)	
0078116														
Election Day	0	0.00%	0	0.00%	4	15.38%	0	0.00%	0	0.00%	1	3.85%	1	3.85%
Vote by Mail	0	0.00%	0	0.00%	7	2.31%	0	0.00%	4	1.32%	3	0.99%	0	0.00%
Canvass	0	0.00%	0	0.00%	0	0.00%	0	0.00%	0	0.00%	0	0.00%	1	33.33%
Total	0	0.00%	0	0.00%	11	3.31%	0	0.00%	4	1.20%	4	1.20%	2	0.60%
0078953														
Election Day	0	0.00%	0	0.00%	1	7.14%	0	0.00%	0	0.00%	0	0.00%	0	0.00%
Vote by Mail	1	0.74%	0	0.00%	1	0.74%	0	0.00%	2	1.47%	3	2.21%	0	0.00%
Canvass	0	0.00%	0	0.00%	0	0.00%	0	0.00%	0	0.00%	0	0.00%	0	0.00%
Total	1	0.65%	0	0.00%	2	1.29%	0	0.00%	2	1.29%	3	1.94%	0	0.00%
0081237														
Election Day	0	0.00%	0	0.00%	0	0.00%	0	0.00%	0	0.00%	0	0.00%	0	0.00%
Vote by Mail	2	0.40%	0	0.00%	35	6.92%	1	0.20%	6	1.19%	5	0.99%	0	0.00%
Canvass	0	0.00%	0	0.00%	1	16.67%	0	0.00%	0	0.00%	0	0.00%	0	0.00%
Total	2	0.37%	0	0.00%	36	6.65%	1	0.18%	6	1.11%	5	0.92%	0	0.00%
0081274														
Election Day	1	2.63%	0	0.00%	5	13.16%	1	2.63%	0	0.00%	2	5.26%	0	0.00%
Vote by Mail	1	0.22%	2	0.44%	32	7.10%	1	0.22%	5	1.11%	3	0.67%	0	0.00%
Canvass	0	0.00%	0	0.00%	0	0.00%	0	0.00%	0	0.00%	0	0.00%	0	0.00%
Total	2	0.41%	2	0.41%	37	7.52%	2	0.41%	5	1.02%	5	1.02%	0	0.00%
0081320														
Election Day	0	0.00%	0	0.00%	3	10.34%	0	0.00%	0	0.00%	0	0.00%	0	0.00%
Vote by Mail	2	0.53%	0	0.00%	28	7.41%	2	0.53%	5	1.32%	6	1.59%	0	0.00%
Canvass	0	0.00%	0	0.00%	0	0.00%	0	0.00%	0	0.00%	0	0.00%	0	0.00%
Total	2	0.49%	0	0.00%	31	7.52%	2	0.49%	5	1.21%	6	1.46%	0	0.00%
0081393														
Election Day	0	0.00%	1	2.04%	0	0.00%	0	0.00%	2	4.08%	0	0.00%	1	2.04%
Vote by Mail	1	0.16%	2	0.33%	29	4.77%	3	0.49%	12	1.97%	5	0.82%	0	0.00%
Canvass	0	0.00%	0	0.00%	0	0.00%	0	0.00%	0	0.00%	0	0.00%	0	0.00%
Total	1	0.15%	3	0.46%	29	4.40%	3	0.46%	14	2.12%	5	0.76%	1	0.15%

Precinct	JENNY RAE LE ROUX (REP)		DAVID LOZANO (REP)		STEVE CHAVEZ LODGE (REP)		MICHAEL LOEBBS (NPP)		DENIS LUCEY (NPP)		DIEGO MARTINEZ (REP)		JEREMIAH "JEREMY" MARCINIAK (NPP)	
0078116														
Election Day	0	0.00%	1	3.85%	0	0.00%	0	0.00%	0	0.00%	0	0.00%	0	0.00%
Vote by Mail	0	0.00%	1	0.33%	0	0.00%	0	0.00%	0	0.00%	1	0.33%	0	0.00%
Canvass	0	0.00%	0	0.00%	0	0.00%	0	0.00%	0	0.00%	0	0.00%	0	0.00%
Total	0	0.00%	2	0.60%	0	0.00%	0	0.00%	0	0.00%	1	0.30%	0	0.00%
0078953														
Election Day	0	0.00%	0	0.00%	0	0.00%	0	0.00%	0	0.00%	1	7.14%	0	0.00%
Vote by Mail	0	0.00%	0	0.00%	0	0.00%	0	0.00%	0	0.00%	0	0.00%	0	0.00%
Canvass	0	0.00%	0	0.00%	0	0.00%	0	0.00%	0	0.00%	0	0.00%	0	0.00%
Total	0	0.00%	0	0.00%	0	0.00%	0	0.00%	0	0.00%	1	0.65%	0	0.00%
0081237														
Election Day	0	0.00%	0	0.00%	0	0.00%	0	0.00%	0	0.00%	0	0.00%	0	0.00%
Vote by Mail	1	0.20%	0	0.00%	1	0.20%	2	0.40%	1	0.20%	0	0.00%	0	0.00%
Canvass	0	0.00%	0	0.00%	0	0.00%	0	0.00%	0	0.00%	0	0.00%	0	0.00%
Total	1	0.18%	0	0.00%	1	0.18%	2	0.37%	1	0.18%	0	0.00%	0	0.00%
0081274														
Election Day	0	0.00%	0	0.00%	0	0.00%	0	0.00%	0	0.00%	0	0.00%	0	0.00%
Vote by Mail	2	0.44%	0	0.00%	1	0.22%	2	0.44%	0	0.00%	1	0.22%	0	0.00%
Canvass	0	0.00%	0	0.00%	0	0.00%	0	0.00%	0	0.00%	0	0.00%	0	0.00%
Total	2	0.41%	0	0.00%	1	0.20%	2	0.41%	0	0.00%	1	0.20%	0	0.00%
0081320														
Election Day	0	0.00%	0	0.00%	0	0.00%	0	0.00%	0	0.00%	0	0.00%	0	0.00%
Vote by Mail	2	0.53%	0	0.00%	0	0.00%	2	0.53%	0	0.00%	0	0.00%	0	0.00%
Canvass	0	0.00%	0	0.00%	0	0.00%	0	0.00%	0	0.00%	0	0.00%	0	0.00%
Total	2	0.49%	0	0.00%	0	0.00%	2	0.49%	0	0.00%	0	0.00%	0	0.00%
0081393														
Election Day	0	0.00%	0	0.00%	0	0.00%	0	0.00%	0	0.00%	0	0.00%	0	0.00%
Vote by Mail	1	0.16%	0	0.00%	0	0.00%	0	0.00%	0	0.00%	1	0.16%	0	0.00%
Canvass	0	0.00%	0	0.00%	0	0.00%	0	0.00%	0	0.00%	0	0.00%	0	0.00%
Total	1	0.15%	0	0.00%	0	0.00%	0	0.00%	0	0.00%	1	0.15%	0	0.00%

Precinct	DANIEL MERCURI (REP)		JACQUELINE MCGOWAN (DEM)		DAVID MOORE (NPP)		DAVID ALEXANDER BRAMANTE (REP)		HOLLY L. BAADE (DEM)		ANGELYNE (NPP)		JAMES G. HANINK (NPP)	
0078116														
Election Day	0	0.00%	0	0.00%	0	0.00%	0	0.00%	0	0.00%	0	0.00%	0	0.00%
Vote by Mail	0	0.00%	6	1.98%	1	0.33%	0	0.00%	1	0.33%	1	0.33%	0	0.00%
Canvass	0	0.00%	0	0.00%	0	0.00%	0	0.00%	0	0.00%	0	0.00%	0	0.00%
Total	0	0.00%	6	1.81%	1	0.30%	0	0.00%	1	0.30%	1	0.30%	0	0.00%
0078953														
Election Day	0	0.00%	0	0.00%	0	0.00%	0	0.00%	1	7.14%	0	0.00%	0	0.00%
Vote by Mail	0	0.00%	6	4.41%	1	0.74%	0	0.00%	3	2.21%	0	0.00%	0	0.00%
Canvass	0	0.00%	0	0.00%	0	0.00%	0	0.00%	0	0.00%	0	0.00%	0	0.00%
Total	0	0.00%	6	3.87%	1	0.65%	0	0.00%	4	2.58%	0	0.00%	0	0.00%
0081237														
Election Day	0	0.00%	0	0.00%	0	0.00%	0	0.00%	0	0.00%	0	0.00%	0	0.00%
Vote by Mail	0	0.00%	17	3.36%	8	1.58%	0	0.00%	4	0.79%	0	0.00%	0	0.00%
Canvass	0	0.00%	0	0.00%	0	0.00%	0	0.00%	0	0.00%	0	0.00%	0	0.00%
Total	0	0.00%	17	3.14%	8	1.48%	0	0.00%	4	0.74%	0	0.00%	0	0.00%
0081274														
Election Day	0	0.00%	0	0.00%	0	0.00%	0	0.00%	1	2.63%	0	0.00%	0	0.00%
Vote by Mail	0	0.00%	13	2.88%	2	0.44%	0	0.00%	5	1.11%	3	0.67%	0	0.00%
Canvass	0	0.00%	0	0.00%	0	0.00%	0	0.00%	0	0.00%	0	0.00%	0	0.00%
Total	0	0.00%	13	2.64%	2	0.41%	0	0.00%	6	1.22%	3	0.61%	0	0.00%
0081320														
Election Day	0	0.00%	0	0.00%	1	3.45%	0	0.00%	0	0.00%	0	0.00%	0	0.00%
Vote by Mail	0	0.00%	18	4.76%	0	0.00%	0	0.00%	3	0.79%	0	0.00%	0	0.00%
Canvass	0	0.00%	0	0.00%	0	0.00%	0	0.00%	0	0.00%	0	0.00%	0	0.00%
Total	0	0.00%	18	4.37%	1	0.24%	0	0.00%	3	0.73%	0	0.00%	0	0.00%
0081393														
Election Day	0	0.00%	0	0.00%	0	0.00%	0	0.00%	0	0.00%	0	0.00%	0	0.00%
Vote by Mail	0	0.00%	16	2.63%	2	0.33%	0	0.00%	7	1.15%	0	0.00%	0	0.00%
Canvass	0	0.00%	0	0.00%	0	0.00%	0	0.00%	0	0.00%	0	0.00%	0	0.00%
Total	0	0.00%	16	2.43%	2	0.30%	0	0.00%	7	1.06%	0	0.00%	0	0.00%

Precinct	DAVID HILLBERG (REP)		JEFF HEWITT (LIB)		JOHN R. DRAKE (DEM)		LARRY A. ELDER (REP)		KEVIN PAFFRATH (DEM)		ADAM PAPAGAN (NPP)		ARMANDO "MANDO" PEREZ- SERRATO (DEM)	
0078116														
Election Day	0	0.00%	0	0.00%	0	0.00%	15	57.69%	0	0.00%	0	0.00%	0	0.00%
Vote by Mail	0	0.00%	0	0.00%	2	0.66%	203	67.00%	9	2.97%	0	0.00%	0	0.00%
Canvass	0	0.00%	0	0.00%	0	0.00%	2	66.67%	0	0.00%	0	0.00%	0	0.00%
Total	0	0.00%	0	0.00%	2	0.60%	220	66.27%	9	2.71%	0	0.00%	0	0.00%
0078953														
Election Day	0	0.00%	0	0.00%	0	0.00%	7	50.00%	2	14.29%	0	0.00%	0	0.00%
Vote by Mail	0	0.00%	1	0.74%	1	0.74%	64	47.06%	8	5.88%	0	0.00%	5	3.68%
Canvass	0	0.00%	0	0.00%	0	0.00%	4	80.00%	1	20.00%	0	0.00%	0	0.00%
Total	0	0.00%	1	0.65%	1	0.65%	75	48.39%	11	7.10%	0	0.00%	5	3.23%
0081237														
Election Day	0	0.00%	0	0.00%	0	0.00%	25	86.21%	1	3.45%	0	0.00%	0	0.00%
Vote by Mail	0	0.00%	1	0.20%	3	0.59%	245	48.42%	39	7.71%	1	0.20%	7	1.38%
Canvass	0	0.00%	0	0.00%	0	0.00%	4	66.67%	0	0.00%	0	0.00%	0	0.00%
Total	0	0.00%	1	0.18%	3	0.55%	274	50.65%	40	7.39%	1	0.18%	7	1.29%
0081274														
Election Day	0	0.00%	0	0.00%	0	0.00%	19	50.00%	1	2.63%	0	0.00%	0	0.00%
Vote by Mail	0	0.00%	3	0.67%	1	0.22%	186	41.24%	53	11.75%	0	0.00%	2	0.44%
Canvass	0	0.00%	0	0.00%	0	0.00%	3	100.00%	0	0.00%	0	0.00%	0	0.00%
Total	0	0.00%	3	0.61%	1	0.20%	208	42.28%	54	10.98%	0	0.00%	2	0.41%
0081320														
Election Day	0	0.00%	0	0.00%	0	0.00%	21	72.41%	2	6.90%	0	0.00%	0	0.00%
Vote by Mail	0	0.00%	4	1.06%	7	1.85%	170	44.97%	36	9.52%	0	0.00%	2	0.53%
Canvass	0	0.00%	0	0.00%	0	0.00%	4	80.00%	0	0.00%	0	0.00%	0	0.00%
Total	0	0.00%	4	0.97%	7	1.70%	195	47.33%	38	9.22%	0	0.00%	2	0.49%
0081393														
Election Day	0	0.00%	0	0.00%	0	0.00%	36	73.47%	0	0.00%	0	0.00%	0	0.00%
Vote by Mail	0	0.00%	4	0.66%	3	0.49%	293	48.19%	39	6.41%	0	0.00%	1	0.16%
Canvass	0	0.00%	0	0.00%	0	0.00%	2	100.00%	0	0.00%	0	0.00%	0	0.00%
Total	0	0.00%	4	0.61%	3	0.46%	331	50.23%	39	5.92%	0	0.00%	1	0.15%

Precinct	JOHN COX (REP)		HEATHER COLLINS (G-P)		DANIEL WATTS (DEM)		NICKOLAS WILDSTAR (REP)		SARAH STEPHENS (REP)		DENVER STONER (REP)		JOE M. SYMMON (REP)	
0078116														
Election Day	3	11.54%	0	0.00%	0	0.00%	0	0.00%	0	0.00%	0	0.00%	0	0.00%
Vote by Mail	10	3.30%	3	0.99%	1	0.33%	0	0.00%	0	0.00%	3	0.99%	0	0.00%
Canvass	0	0.00%	0	0.00%	0	0.00%	0	0.00%	0	0.00%	0	0.00%	0	0.00%
Total	13	3.92%	3	0.90%	1	0.30%	0	0.00%	0	0.00%	3	0.90%	0	0.00%
0078953														
Election Day	0	0.00%	0	0.00%	1	7.14%	0	0.00%	0	0.00%	0	0.00%	0	0.00%
Vote by Mail	12	8.82%	0	0.00%	1	0.74%	0	0.00%	1	0.74%	1	0.74%	0	0.00%
Canvass	0	0.00%	0	0.00%	0	0.00%	0	0.00%	0	0.00%	0	0.00%	0	0.00%
Total	12	7.74%	0	0.00%	2	1.29%	0	0.00%	1	0.65%	1	0.65%	0	0.00%
0081237														
Election Day	0	0.00%	0	0.00%	0	0.00%	0	0.00%	0	0.00%	0	0.00%	0	0.00%
Vote by Mail	19	3.75%	1	0.20%	7	1.38%	0	0.00%	0	0.00%	0	0.00%	0	0.00%
Canvass	0	0.00%	0	0.00%	0	0.00%	0	0.00%	0	0.00%	0	0.00%	0	0.00%
Total	19	3.51%	1	0.18%	7	1.29%	0	0.00%	0	0.00%	0	0.00%	0	0.00%
0081274														
Election Day	1	2.63%	0	0.00%	0	0.00%	0	0.00%	1	2.63%	0	0.00%	0	0.00%
Vote by Mail	26	5.76%	2	0.44%	10	2.22%	0	0.00%	1	0.22%	1	0.22%	0	0.00%
Canvass	0	0.00%	0	0.00%	0	0.00%	0	0.00%	0	0.00%	0	0.00%	0	0.00%
Total	27	5.49%	2	0.41%	10	2.03%	0	0.00%	2	0.41%	1	0.20%	0	0.00%
0081320														
Election Day	0	0.00%	1	3.45%	0	0.00%	0	0.00%	0	0.00%	0	0.00%	0	0.00%
Vote by Mail	11	2.91%	1	0.26%	9	2.38%	0	0.00%	1	0.26%	0	0.00%	0	0.00%
Canvass	1	20.00%	0	0.00%	0	0.00%	0	0.00%	0	0.00%	0	0.00%	0	0.00%
Total	12	2.91%	2	0.49%	9	2.18%	0	0.00%	1	0.24%	0	0.00%	0	0.00%
0081393														
Election Day	1	2.04%	0	0.00%	1	2.04%	0	0.00%	0	0.00%	0	0.00%	0	0.00%
Vote by Mail	43	7.07%	3	0.49%	10	1.64%	1	0.16%	0	0.00%	2	0.33%	0	0.00%
Canvass	0	0.00%	0	0.00%	0	0.00%	0	0.00%	0	0.00%	0	0.00%	0	0.00%
Total	44	6.68%	3	0.46%	11	1.67%	1	0.15%	0	0.00%	2	0.30%	0	0.00%

Precinct	MAJOR SINGH (NPP)		DOUG OSE (REP)		Write-in		Total Votes	ROXANNE Qualified Write In		STACY SMITH Qualified Write In		MAJOR WILLIAMS Qualified Write In	
0078116													
Election Day	0	0.00%	0	0.00%	0	0.00%	26	0	0.00%	0	0.00%	0	0.00%
Vote by Mail	0	0.00%	4	1.32%	0	0.00%	303	0	0.00%	0	0.00%	0	0.00%
Canvass	0	0.00%	0	0.00%	0	0.00%	3	0	0.00%	0	0.00%	0	0.00%
Total	0	0.00%	4	1.20%	0	0.00%	332	0	0.00%	0	0.00%	0	0.00%
0078953													
Election Day	0	0.00%	0	0.00%	0	0.00%	14	0	0.00%	0	0.00%	0	0.00%
Vote by Mail	0	0.00%	1	0.74%	0	0.00%	136	0	0.00%	0	0.00%	0	0.00%
Canvass	0	0.00%	0	0.00%	0	0.00%	5	0	0.00%	0	0.00%	0	0.00%
Total	0	0.00%	1	0.65%	0	0.00%	155	0	0.00%	0	0.00%	0	0.00%
0081237													
Election Day	0	0.00%	0	0.00%	0	0.00%	29	0	0.00%	0	0.00%	0	0.00%
Vote by Mail	1	0.20%	0	0.00%	0	0.00%	506	0	0.00%	0	0.00%	0	0.00%
Canvass	0	0.00%	0	0.00%	0	0.00%	6	0	0.00%	0	0.00%	0	0.00%
Total	1	0.18%	0	0.00%	0	0.00%	541	0	0.00%	0	0.00%	0	0.00%
0081274													
Election Day	0	0.00%	0	0.00%	0	0.00%	38	0	0.00%	0	0.00%	0	0.00%
Vote by Mail	4	0.89%	9	2.00%	0	0.00%	451	0	0.00%	0	0.00%	0	0.00%
Canvass	0	0.00%	0	0.00%	0	0.00%	3	0	0.00%	0	0.00%	0	0.00%
Total	4	0.81%	9	1.83%	0	0.00%	492	0	0.00%	0	0.00%	0	0.00%
0081320													
Election Day	0	0.00%	0	0.00%	0	0.00%	29	0	0.00%	0	0.00%	0	0.00%
Vote by Mail	0	0.00%	3	0.79%	0	0.00%	378	0	0.00%	0	0.00%	0	0.00%
Canvass	0	0.00%	0	0.00%	0	0.00%	5	0	0.00%	0	0.00%	0	0.00%
Total	0	0.00%	3	0.73%	0	0.00%	412	0	0.00%	0	0.00%	0	0.00%
0081393													
Election Day	0	0.00%	0	0.00%	0	0.00%	49	0	0.00%	0	0.00%	0	0.00%
Vote by Mail	1	0.16%	3	0.49%	1	0.16%	608	0	0.00%	0	0.00%	1	0.16%
Canvass	0	0.00%	0	0.00%	0	0.00%	2	0	0.00%	0	0.00%	0	0.00%
Total	1	0.15%	3	0.46%	1	0.15%	659	0	0.00%	0	0.00%	1	0.15%

Precinct	THUY E. HUGENS Qualified Write In		MIKI HABRYN Qualified Write In		VINCE LUNDGREN Qualified Write In		VIVEK B. MOHAN Qualified Write In	
0078116								
Election Day	0	0.00%	0	0.00%	0	0.00%	0	0.00%
Vote by Mail	0	0.00%	0	0.00%	0	0.00%	0	0.00%
Canvass	0	0.00%	0	0.00%	0	0.00%	0	0.00%
Total	0	0.00%	0	0.00%	0	0.00%	0	0.00%
0078953								
Election Day	0	0.00%	0	0.00%	0	0.00%	0	0.00%
Vote by Mail	0	0.00%	0	0.00%	0	0.00%	0	0.00%
Canvass	0	0.00%	0	0.00%	0	0.00%	0	0.00%
Total	0	0.00%	0	0.00%	0	0.00%	0	0.00%
0081237								
Election Day	0	0.00%	0	0.00%	0	0.00%	0	0.00%
Vote by Mail	0	0.00%	0	0.00%	0	0.00%	0	0.00%
Canvass	0	0.00%	0	0.00%	0	0.00%	0	0.00%
Total	0	0.00%	0	0.00%	0	0.00%	0	0.00%
0081274								
Election Day	0	0.00%	0	0.00%	0	0.00%	0	0.00%
Vote by Mail	0	0.00%	0	0.00%	0	0.00%	0	0.00%
Canvass	0	0.00%	0	0.00%	0	0.00%	0	0.00%
Total	0	0.00%	0	0.00%	0	0.00%	0	0.00%
0081320								
Election Day	0	0.00%	0	0.00%	0	0.00%	0	0.00%
Vote by Mail	0	0.00%	0	0.00%	0	0.00%	0	0.00%
Canvass	0	0.00%	0	0.00%	0	0.00%	0	0.00%
Total	0	0.00%	0	0.00%	0	0.00%	0	0.00%
0081393								
Election Day	0	0.00%	0	0.00%	0	0.00%	0	0.00%
Vote by Mail	0	0.00%	0	0.00%	0	0.00%	0	0.00%
Canvass	0	0.00%	0	0.00%	0	0.00%	0	0.00%
Total	0	0.00%	0	0.00%	0	0.00%	0	0.00%

Precinct	Times Cast	Registered Voters	Undervotes	Overvotes
0081419				
Election Day	58	1,607	14	0
Vote by Mail	930	1,607	493	2
Canvass	2	1,607	1	0
Total	990	1,607	508	2
0081550				
Election Day	41	1,773	9	0
Vote by Mail	1,346	1,773	646	2
Canvass	5	1,773	5	0
Total	1,392	1,773	660	2
0081643				
Election Day	61	1,771	19	1
Vote by Mail	981	1,771	547	4
Canvass	6	1,771	0	0
Total	1,048	1,771	566	5
0081708				
Election Day	18	1,130	5	0
Vote by Mail	714	1,130	374	1
Canvass	6	1,130	3	0
Total	738	1,130	382	1
0081779				
Election Day	35	1,447	6	0
Vote by Mail	830	1,447	455	1
Canvass	5	1,447	2	0
Total	870	1,447	463	1
0082009				
Election Day	14	1,634	1	0
Vote by Mail	732	1,634	424	7
Canvass	1	1,634	0	0
Total	747	1,634	425	7

Precinct	DAN KAPELOVITZ (G-P)		KEVIN K. KAUL (NPP)	
0081419				
Election Day	0	0.00%	0	0.00%
Vote by Mail	2	0.46%	0	0.00%
Canvass	0	0.00%	0	0.00%
Total	2	0.42%	0	0.00%
0081550				
Election Day	0	0.00%	0	0.00%
Vote by Mail	2	0.29%	0	0.00%
Canvass	0		0	
Total	2	0.27%	0	0.00%
0081643				
Election Day	0	0.00%	0	0.00%
Vote by Mail	1	0.23%	0	0.00%
Canvass	0	0.00%	0	0.00%
Total	1	0.21%	0	0.00%
0081708				
Election Day	0	0.00%	0	0.00%
Vote by Mail	2	0.59%	0	0.00%
Canvass	0	0.00%	0	0.00%
Total	2	0.56%	0	0.00%
0081779				
Election Day	0	0.00%	0	0.00%
Vote by Mail	0	0.00%	0	0.00%
Canvass	0	0.00%	0	0.00%
Total	0	0.00%	0	0.00%
0082009				
Election Day	0	0.00%	0	0.00%
Vote by Mail	2	0.66%	0	0.00%
Canvass	0	0.00%	0	0.00%
Total	2	0.63%	0	0.00%

Precinct	CHAUNCEY "SLIM" KILLENS (REP)		KEVIN KILEY (REP)		PATRICK KILPATRICK (DEM)		ANTHONY TRIMINO (REP)		JOEL VENTRESCA (DEM)		KEVIN L. FAULCONER (REP)		RHONDA FURIN (REP)	
0081419														
Election Day	0	0.00%	4	9.09%	0	0.00%	1	2.27%	1	2.27%	0	0.00%	0	0.00%
Vote by Mail	0	0.00%	23	5.29%	7	1.61%	2	0.46%	9	2.07%	21	4.83%	0	0.00%
Canvass	0	0.00%	0	0.00%	0	0.00%	0	0.00%	0	0.00%	0	0.00%	0	0.00%
Total	0	0.00%	27	5.63%	7	1.46%	3	0.63%	10	2.08%	21	4.38%	0	0.00%
0081550														
Election Day	0	0.00%	0	0.00%	0	0.00%	1	3.13%	0	0.00%	1	3.13%	0	0.00%
Vote by Mail	1	0.14%	27	3.87%	6	0.86%	0	0.00%	14	2.01%	86	12.32%	0	0.00%
Canvass	0		0		0		0		0		0		0	
Total	1	0.14%	27	3.70%	6	0.82%	1	0.14%	14	1.92%	87	11.92%	0	0.00%
0081643														
Election Day	0	0.00%	2	4.88%	0	0.00%	0	0.00%	0	0.00%	3	7.32%	0	0.00%
Vote by Mail	0	0.00%	18	4.19%	7	1.63%	0	0.00%	12	2.79%	29	6.74%	2	0.47%
Canvass	0	0.00%	1	16.67%	0	0.00%	0	0.00%	0	0.00%	0	0.00%	0	0.00%
Total	0	0.00%	21	4.40%	7	1.47%	0	0.00%	12	2.52%	32	6.71%	2	0.42%
0081708														
Election Day	0	0.00%	1	7.69%	0	0.00%	0	0.00%	0	0.00%	0	0.00%	0	0.00%
Vote by Mail	0	0.00%	8	2.36%	4	1.18%	0	0.00%	5	1.47%	37	10.91%	1	0.29%
Canvass	0	0.00%	1	33.33%	0	0.00%	0	0.00%	0	0.00%	0	0.00%	0	0.00%
Total	0	0.00%	10	2.82%	4	1.13%	0	0.00%	5	1.41%	37	10.42%	1	0.28%
0081779														
Election Day	0	0.00%	3	10.34%	0	0.00%	0	0.00%	0	0.00%	0	0.00%	0	0.00%
Vote by Mail	0	0.00%	12	3.21%	4	1.07%	0	0.00%	20	5.35%	30	8.02%	2	0.53%
Canvass	0	0.00%	0	0.00%	0	0.00%	0	0.00%	0	0.00%	0	0.00%	0	0.00%
Total	0	0.00%	15	3.69%	4	0.99%	0	0.00%	20	4.93%	30	7.39%	2	0.49%
0082009														
Election Day	0	0.00%	1	7.69%	0	0.00%	0	0.00%	0	0.00%	0	0.00%	0	0.00%
Vote by Mail	0	0.00%	24	7.97%	6	1.99%	0	0.00%	11	3.65%	16	5.32%	1	0.33%
Canvass	0	0.00%	0	0.00%	0	0.00%	0	0.00%	0	0.00%	0	0.00%	0	0.00%
Total	0	0.00%	25	7.94%	6	1.90%	0	0.00%	11	3.49%	16	5.08%	1	0.32%

Precinct	ROBERT C. NEWMAN II (REP)		DENNIS RICHTER (NPP)		BRANDON M. ROSS (DEM)		SAM L. GALLUCCI (REP)		TED GAINES (REP)		CAITLYN JENNER (REP)		LEO S. ZACKY (REP)	
0081419														
Election Day	0	0.00%	0	0.00%	4	9.09%	1	2.27%	0	0.00%	0	0.00%	0	0.00%
Vote by Mail	3	0.69%	1	0.23%	40	9.20%	0	0.00%	9	2.07%	4	0.92%	0	0.00%
Canvass	0	0.00%	0	0.00%	0	0.00%	0	0.00%	0	0.00%	0	0.00%	0	0.00%
Total	3	0.63%	1	0.21%	44	9.17%	1	0.21%	9	1.88%	4	0.83%	0	0.00%
0081550														
Election Day	0	0.00%	0	0.00%	2	6.25%	1	3.13%	0	0.00%	0	0.00%	0	0.00%
Vote by Mail	0	0.00%	1	0.14%	43	6.16%	0	0.00%	6	0.86%	2	0.29%	0	0.00%
Canvass	0		0		0		0		0		0		0	
Total	0	0.00%	1	0.14%	45	6.16%	1	0.14%	6	0.82%	2	0.27%	0	0.00%
0081643														
Election Day	0	0.00%	0	0.00%	5	12.20%	1	2.44%	0	0.00%	0	0.00%	0	0.00%
Vote by Mail	3	0.70%	0	0.00%	44	10.23%	2	0.47%	8	1.86%	5	1.16%	0	0.00%
Canvass	0	0.00%	0	0.00%	1	16.67%	0	0.00%	0	0.00%	0	0.00%	0	0.00%
Total	3	0.63%	0	0.00%	50	10.48%	3	0.63%	8	1.68%	5	1.05%	0	0.00%
0081708														
Election Day	0	0.00%	0	0.00%	2	15.38%	0	0.00%	0	0.00%	0	0.00%	0	0.00%
Vote by Mail	1	0.29%	0	0.00%	17	5.01%	0	0.00%	6	1.77%	5	1.47%	0	0.00%
Canvass	0	0.00%	0	0.00%	1	33.33%	0	0.00%	0	0.00%	0	0.00%	0	0.00%
Total	1	0.28%	0	0.00%	20	5.63%	0	0.00%	6	1.69%	5	1.41%	0	0.00%
0081779														
Election Day	0	0.00%	0	0.00%	1	3.45%	0	0.00%	0	0.00%	0	0.00%	0	0.00%
Vote by Mail	0	0.00%	1	0.27%	35	9.36%	1	0.27%	3	0.80%	2	0.53%	0	0.00%
Canvass	0	0.00%	0	0.00%	0	0.00%	0	0.00%	0	0.00%	0	0.00%	0	0.00%
Total	0	0.00%	1	0.25%	36	8.87%	1	0.25%	3	0.74%	2	0.49%	0	0.00%
0082009														
Election Day	0	0.00%	0	0.00%	0	0.00%	0	0.00%	0	0.00%	0	0.00%	0	0.00%
Vote by Mail	5	1.66%	0	0.00%	26	8.64%	0	0.00%	3	1.00%	7	2.33%	0	0.00%
Canvass	0	0.00%	0	0.00%	0	0.00%	1	100.00%	0	0.00%	0	0.00%	0	0.00%
Total	5	1.59%	0	0.00%	26	8.25%	1	0.32%	3	0.95%	7	2.22%	0	0.00%

Precinct	JENNY RAE LE ROUX (REP)		DAVID LOZANO (REP)		STEVE CHAVEZ LODGE (REP)		MICHAEL LOEBBS (NPP)		DENIS LUCEY (NPP)		DIEGO MARTINEZ (REP)		JEREMIAH "JEREMY" MARCINIAK (NPP)	
0081419														
Election Day	0	0.00%	0	0.00%	0	0.00%	0	0.00%	0	0.00%	0	0.00%	0	0.00%
Vote by Mail	2	0.46%	2	0.46%	0	0.00%	0	0.00%	0	0.00%	0	0.00%	0	0.00%
Canvass	0	0.00%	0	0.00%	0	0.00%	0	0.00%	0	0.00%	0	0.00%	0	0.00%
Total	2	0.42%	2	0.42%	0	0.00%	0	0.00%	0	0.00%	0	0.00%	0	0.00%
0081550														
Election Day	0	0.00%	0	0.00%	0	0.00%	0	0.00%	0	0.00%	0	0.00%	0	0.00%
Vote by Mail	2	0.29%	3	0.43%	1	0.14%	2	0.29%	0	0.00%	0	0.00%	0	0.00%
Canvass	0		0		0		0		0		0		0	
Total	2	0.27%	3	0.41%	1	0.14%	2	0.27%	0	0.00%	0	0.00%	0	0.00%
0081643														
Election Day	0	0.00%	0	0.00%	0	0.00%	0	0.00%	0	0.00%	0	0.00%	0	0.00%
Vote by Mail	1	0.23%	1	0.23%	0	0.00%	2	0.47%	0	0.00%	0	0.00%	0	0.00%
Canvass	0	0.00%	0	0.00%	0	0.00%	0	0.00%	0	0.00%	0	0.00%	0	0.00%
Total	1	0.21%	1	0.21%	0	0.00%	2	0.42%	0	0.00%	0	0.00%	0	0.00%
0081708														
Election Day	0	0.00%	0	0.00%	0	0.00%	0	0.00%	0	0.00%	0	0.00%	0	0.00%
Vote by Mail	0	0.00%	0	0.00%	1	0.29%	0	0.00%	0	0.00%	0	0.00%	0	0.00%
Canvass	0	0.00%	0	0.00%	0	0.00%	0	0.00%	0	0.00%	0	0.00%	0	0.00%
Total	0	0.00%	0	0.00%	1	0.28%	0	0.00%	0	0.00%	0	0.00%	0	0.00%
0081779														
Election Day	0	0.00%	0	0.00%	0	0.00%	0	0.00%	0	0.00%	0	0.00%	0	0.00%
Vote by Mail	0	0.00%	2	0.53%	1	0.27%	0	0.00%	0	0.00%	0	0.00%	0	0.00%
Canvass	0	0.00%	0	0.00%	0	0.00%	0	0.00%	0	0.00%	0	0.00%	0	0.00%
Total	0	0.00%	2	0.49%	1	0.25%	0	0.00%	0	0.00%	0	0.00%	0	0.00%
0082009														
Election Day	0	0.00%	0	0.00%	0	0.00%	0	0.00%	0	0.00%	0	0.00%	0	0.00%
Vote by Mail	0	0.00%	0	0.00%	0	0.00%	1	0.33%	0	0.00%	0	0.00%	0	0.00%
Canvass	0	0.00%	0	0.00%	0	0.00%	0	0.00%	0	0.00%	0	0.00%	0	0.00%
Total	0	0.00%	0	0.00%	0	0.00%	1	0.32%	0	0.00%	0	0.00%	0	0.00%

Precinct	DANIEL MERCURI (REP)		JACQUELINE MCGOWAN (DEM)		DAVID MOORE (NPP)		DAVID ALEXANDER BRAMANTE (REP)		HOLLY L. BAADE (DEM)		ANGELYNE (NPP)		JAMES G. HANINK (NPP)	
0081419														
Election Day	0	0.00%	1	2.27%	0	0.00%	0	0.00%	1	2.27%	0	0.00%	0	0.00%
Vote by Mail	0	0.00%	12	2.76%	4	0.92%	0	0.00%	6	1.38%	3	0.69%	0	0.00%
Canvass	0	0.00%	0	0.00%	0	0.00%	0	0.00%	0	0.00%	0	0.00%	0	0.00%
Total	0	0.00%	13	2.71%	4	0.83%	0	0.00%	7	1.46%	3	0.63%	0	0.00%
0081550														
Election Day	0	0.00%	0	0.00%	0	0.00%	0	0.00%	1	3.13%	0	0.00%	0	0.00%
Vote by Mail	1	0.14%	14	2.01%	0	0.00%	3	0.43%	9	1.29%	1	0.14%	0	0.00%
Canvass	0		0		0		0		0		0		0	
Total	1	0.14%	14	1.92%	0	0.00%	3	0.41%	10	1.37%	1	0.14%	0	0.00%
0081643														
Election Day	0	0.00%	4	9.76%	0	0.00%	0	0.00%	1	2.44%	0	0.00%	0	0.00%
Vote by Mail	0	0.00%	14	3.26%	1	0.23%	2	0.47%	3	0.70%	0	0.00%	0	0.00%
Canvass	0	0.00%	0	0.00%	0	0.00%	0	0.00%	0	0.00%	0	0.00%	0	0.00%
Total	0	0.00%	18	3.77%	1	0.21%	2	0.42%	4	0.84%	0	0.00%	0	0.00%
0081708														
Election Day	0	0.00%	1	7.69%	0	0.00%	0	0.00%	0	0.00%	0	0.00%	0	0.00%
Vote by Mail	1	0.29%	17	5.01%	4	1.18%	0	0.00%	4	1.18%	1	0.29%	0	0.00%
Canvass	0	0.00%	1	33.33%	0	0.00%	0	0.00%	0	0.00%	0	0.00%	0	0.00%
Total	1	0.28%	19	5.35%	4	1.13%	0	0.00%	4	1.13%	1	0.28%	0	0.00%
0081779														
Election Day	0	0.00%	3	10.34%	0	0.00%	0	0.00%	0	0.00%	0	0.00%	0	0.00%
Vote by Mail	0	0.00%	15	4.01%	1	0.27%	1	0.27%	3	0.80%	0	0.00%	1	0.27%
Canvass	0	0.00%	1	33.33%	0	0.00%	0	0.00%	0	0.00%	0	0.00%	0	0.00%
Total	0	0.00%	19	4.68%	1	0.25%	1	0.25%	3	0.74%	0	0.00%	1	0.25%
0082009														
Election Day	0	0.00%	0	0.00%	0	0.00%	0	0.00%	0	0.00%	0	0.00%	0	0.00%
Vote by Mail	0	0.00%	10	3.32%	1	0.33%	0	0.00%	5	1.66%	1	0.33%	0	0.00%
Canvass	0	0.00%	0	0.00%	0	0.00%	0	0.00%	0	0.00%	0	0.00%	0	0.00%
Total	0	0.00%	10	3.17%	1	0.32%	0	0.00%	5	1.59%	1	0.32%	0	0.00%

Precinct	DAVID HILLBERG (REP)		JEFF HEWITT (LIB)		JOHN R. DRAKE (DEM)		LARRY A. ELDER (REP)		KEVIN PAFFRATH (DEM)		ADAM PAPAGAN (NPP)		ARMANDO "MANDO" PEREZ- SERRATO (DEM)	
0081419														
Election Day	0	0.00%	0	0.00%	0	0.00%	25	56.82%	1	2.27%	0	0.00%	0	0.00%
Vote by Mail	0	0.00%	3	0.69%	3	0.69%	186	42.76%	44	10.11%	0	0.00%	2	0.46%
Canvass	0	0.00%	0	0.00%	0	0.00%	1	100.00%	0	0.00%	0	0.00%	0	0.00%
Total	0	0.00%	3	0.63%	3	0.63%	212	44.17%	45	9.38%	0	0.00%	2	0.42%
0081550														
Election Day	0	0.00%	0	0.00%	0	0.00%	21	65.63%	3	9.38%	0	0.00%	0	0.00%
Vote by Mail	0	0.00%	6	0.86%	2	0.29%	360	51.58%	41	5.87%	0	0.00%	1	0.14%
Canvass	0		0		0		0		0		0		0	
Total	0	0.00%	6	0.82%	2	0.27%	381	52.19%	44	6.03%	0	0.00%	1	0.14%
0081643														
Election Day	0	0.00%	0	0.00%	0	0.00%	22	53.66%	0	0.00%	0	0.00%	0	0.00%
Vote by Mail	1	0.23%	3	0.70%	7	1.63%	152	35.35%	68	15.81%	0	0.00%	5	1.16%
Canvass	0	0.00%	0	0.00%	0	0.00%	1	16.67%	1	16.67%	0	0.00%	0	0.00%
Total	1	0.21%	3	0.63%	7	1.47%	175	36.69%	69	14.47%	0	0.00%	5	1.05%
0081708														
Election Day	0	0.00%	0	0.00%	0	0.00%	8	61.54%	0	0.00%	0	0.00%	0	0.00%
Vote by Mail	0	0.00%	4	1.18%	1	0.29%	122	35.99%	54	15.93%	0	0.00%	0	0.00%
Canvass	0	0.00%	0	0.00%	0	0.00%	0	0.00%	0	0.00%	0	0.00%	0	0.00%
Total	0	0.00%	4	1.13%	1	0.28%	130	36.62%	54	15.21%	0	0.00%	0	0.00%
0081779														
Election Day	0	0.00%	0	0.00%	0	0.00%	22	75.86%	0	0.00%	0	0.00%	0	0.00%
Vote by Mail	2	0.53%	0	0.00%	5	1.34%	148	39.57%	56	14.97%	0	0.00%	2	0.53%
Canvass	0	0.00%	0	0.00%	0	0.00%	2	66.67%	0	0.00%	0	0.00%	0	0.00%
Total	2	0.49%	0	0.00%	5	1.23%	172	42.36%	56	13.79%	0	0.00%	2	0.49%
0082009														
Election Day	0	0.00%	0	0.00%	0	0.00%	9	69.23%	0	0.00%	0	0.00%	0	0.00%
Vote by Mail	0	0.00%	2	0.66%	6	1.99%	92	30.56%	47	15.61%	0	0.00%	2	0.66%
Canvass	0	0.00%	0	0.00%	0	0.00%	0	0.00%	0	0.00%	0	0.00%	0	0.00%
Total	0	0.00%	2	0.63%	6	1.90%	101	32.06%	47	14.92%	0	0.00%	2	0.63%

Precinct	JOHN COX (REP)		HEATHER COLLINS (G-P)		DANIEL WATTS (DEM)		NICKOLAS WILDSTAR (REP)		SARAH STEPHENS (REP)		DENVER STONER (REP)		JOE M. SYMMON (REP)	
0081419														
Election Day	2	4.55%	0	0.00%	1	2.27%	0	0.00%	0	0.00%	0	0.00%	0	0.00%
Vote by Mail	24	5.52%	2	0.46%	12	2.76%	0	0.00%	0	0.00%	2	0.46%	0	0.00%
Canvass	0	0.00%	0	0.00%	0	0.00%	0	0.00%	0	0.00%	0	0.00%	0	0.00%
Total	26	5.42%	2	0.42%	13	2.71%	0	0.00%	0	0.00%	2	0.42%	0	0.00%
0081550														
Election Day	1	3.13%	0	0.00%	0	0.00%	0	0.00%	0	0.00%	0	0.00%	0	0.00%
Vote by Mail	30	4.30%	4	0.57%	16	2.29%	0	0.00%	1	0.14%	1	0.14%	0	0.00%
Canvass	0		0		0		0		0		0		0	
Total	31	4.25%	4	0.55%	16	2.19%	0	0.00%	1	0.14%	1	0.14%	0	0.00%
0081643														
Election Day	2	4.88%	0	0.00%	1	2.44%	0	0.00%	0	0.00%	0	0.00%	0	0.00%
Vote by Mail	24	5.58%	0	0.00%	5	1.16%	0	0.00%	0	0.00%	1	0.23%	0	0.00%
Canvass	0	0.00%	0	0.00%	1	16.67%	0	0.00%	0	0.00%	0	0.00%	0	0.00%
Total	26	5.45%	0	0.00%	7	1.47%	0	0.00%	0	0.00%	1	0.21%	0	0.00%
0081708														
Election Day	0	0.00%	0	0.00%	0	0.00%	0	0.00%	1	7.69%	0	0.00%	0	0.00%
Vote by Mail	23	6.78%	0	0.00%	12	3.54%	0	0.00%	0	0.00%	0	0.00%	0	0.00%
Canvass	0	0.00%	0	0.00%	0	0.00%	0	0.00%	0	0.00%	0	0.00%	0	0.00%
Total	23	6.48%	0	0.00%	12	3.38%	0	0.00%	1	0.28%	0	0.00%	0	0.00%
0081779														
Election Day	0	0.00%	0	0.00%	0	0.00%	0	0.00%	0	0.00%	0	0.00%	0	0.00%
Vote by Mail	12	3.21%	2	0.53%	7	1.87%	0	0.00%	0	0.00%	1	0.27%	0	0.00%
Canvass	0	0.00%	0	0.00%	0	0.00%	0	0.00%	0	0.00%	0	0.00%	0	0.00%
Total	12	2.96%	2	0.49%	7	1.72%	0	0.00%	0	0.00%	1	0.25%	0	0.00%
0082009														
Election Day	3	23.08%	0	0.00%	0	0.00%	0	0.00%	0	0.00%	0	0.00%	0	0.00%
Vote by Mail	19	6.31%	1	0.33%	6	1.99%	0	0.00%	0	0.00%	0	0.00%	0	0.00%
Canvass	0	0.00%	0	0.00%	0	0.00%	0	0.00%	0	0.00%	0	0.00%	0	0.00%
Total	22	6.98%	1	0.32%	6	1.90%	0	0.00%	0	0.00%	0	0.00%	0	0.00%

Precinct	MAJOR SINGH (NPP)		DOUG OSE (REP)		Write-in		Total Votes	ROXANNE Qualified Write In		STACY SMITH Qualified Write In		MAJOR WILLIAMS Qualified Write In	
0081419													
Election Day	1	2.27%	1	2.27%	0	0.00%	44	0	0.00%	0	0.00%	0	0.00%
Vote by Mail	2	0.46%	4	0.92%	1	0.23%	435	0	0.00%	0	0.00%	1	0.23%
Canvass	0	0.00%	0	0.00%	0	0.00%	1	0	0.00%	0	0.00%	0	0.00%
Total	3	0.63%	5	1.04%	1	0.21%	480	0	0.00%	0	0.00%	1	0.21%
0081550													
Election Day	0	0.00%	1	3.13%	0	0.00%	32	0	0.00%	0	0.00%	0	0.00%
Vote by Mail	4	0.57%	8	1.15%	0	0.00%	698	0	0.00%	0	0.00%	0	0.00%
Canvass	0		0		0		0	0		0		0	
Total	4	0.55%	9	1.23%	0	0.00%	730	0	0.00%	0	0.00%	0	0.00%
0081643													
Election Day	0	0.00%	0	0.00%	0	0.00%	41	0	0.00%	0	0.00%	0	0.00%
Vote by Mail	4	0.93%	4	0.93%	1	0.23%	430	0	0.00%	0	0.00%	1	0.23%
Canvass	1	16.67%	0	0.00%	0	0.00%	6	0	0.00%	0	0.00%	0	0.00%
Total	5	1.05%	4	0.84%	1	0.21%	477	0	0.00%	0	0.00%	1	0.21%
0081708													
Election Day	0	0.00%	0	0.00%	0	0.00%	13	0	0.00%	0	0.00%	0	0.00%
Vote by Mail	4	1.18%	5	1.47%	0	0.00%	339	0	0.00%	0	0.00%	0	0.00%
Canvass	0	0.00%	0	0.00%	0	0.00%	3	0	0.00%	0	0.00%	0	0.00%
Total	4	1.13%	5	1.41%	0	0.00%	355	0	0.00%	0	0.00%	0	0.00%
0081779													
Election Day	0	0.00%	0	0.00%	0	0.00%	29	0	0.00%	0	0.00%	0	0.00%
Vote by Mail	4	1.07%	1	0.27%	0	0.00%	374	0	0.00%	0	0.00%	0	0.00%
Canvass	0	0.00%	0	0.00%	0	0.00%	3	0	0.00%	0	0.00%	0	0.00%
Total	4	0.99%	1	0.25%	0	0.00%	406	0	0.00%	0	0.00%	0	0.00%
0082009													
Election Day	0	0.00%	0	0.00%	0	0.00%	13	0	0.00%	0	0.00%	0	0.00%
Vote by Mail	2	0.66%	5	1.66%	0	0.00%	301	0	0.00%	0	0.00%	0	0.00%
Canvass	0	0.00%	0	0.00%	0	0.00%	1	0	0.00%	0	0.00%	0	0.00%
Total	2	0.63%	5	1.59%	0	0.00%	315	0	0.00%	0	0.00%	0	0.00%

Precinct	THUY E. HUGENS Qualified Write In		MIKI HABRYN Qualified Write In		VINCE LUNDGREN Qualified Write In		VIVEK B. MOHAN Qualified Write In	
0081419								
Election Day	0	0.00%	0	0.00%	0	0.00%	0	0.00%
Vote by Mail	0	0.00%	0	0.00%	0	0.00%	0	0.00%
Canvass	0	0.00%	0	0.00%	0	0.00%	0	0.00%
Total	0	0.00%	0	0.00%	0	0.00%	0	0.00%
0081550								
Election Day	0	0.00%	0	0.00%	0	0.00%	0	0.00%
Vote by Mail	0	0.00%	0	0.00%	0	0.00%	0	0.00%
Canvass	0		0		0		0	
Total	0	0.00%	0	0.00%	0	0.00%	0	0.00%
0081643								
Election Day	0	0.00%	0	0.00%	0	0.00%	0	0.00%
Vote by Mail	0	0.00%	0	0.00%	0	0.00%	0	0.00%
Canvass	0	0.00%	0	0.00%	0	0.00%	0	0.00%
Total	0	0.00%	0	0.00%	0	0.00%	0	0.00%
0081708								
Election Day	0	0.00%	0	0.00%	0	0.00%	0	0.00%
Vote by Mail	0	0.00%	0	0.00%	0	0.00%	0	0.00%
Canvass	0	0.00%	0	0.00%	0	0.00%	0	0.00%
Total	0	0.00%	0	0.00%	0	0.00%	0	0.00%
0081779								
Election Day	0	0.00%	0	0.00%	0	0.00%	0	0.00%
Vote by Mail	0	0.00%	0	0.00%	0	0.00%	0	0.00%
Canvass	0	0.00%	0	0.00%	0	0.00%	0	0.00%
Total	0	0.00%	0	0.00%	0	0.00%	0	0.00%
0082009								
Election Day	0	0.00%	0	0.00%	0	0.00%	0	0.00%
Vote by Mail	0	0.00%	0	0.00%	0	0.00%	0	0.00%
Canvass	0	0.00%	0	0.00%	0	0.00%	0	0.00%
Total	0	0.00%	0	0.00%	0	0.00%	0	0.00%

Precinct	Times Cast	Registered Voters	Undervotes	Overvotes
0082053				
Election Day	16	1,628	2	0
Vote by Mail	850	1,628	439	4
Canvass	1	1,628	0	0
Total	867	1,628	441	4
0082102				
Election Day	17	1,451	3	0
Vote by Mail	785	1,451	412	1
Canvass	5	1,451	3	0
Total	807	1,451	418	1
0082146				
Election Day	21	1,400	2	0
Vote by Mail	857	1,400	425	6
Canvass	4	1,400	0	0
Total	882	1,400	427	6
0082185				
Election Day	32	1,715	3	0
Vote by Mail	941	1,715	474	3
Canvass	4	1,715	1	0
Total	977	1,715	478	3
0082255				
Election Day	20	1,636	4	0
Vote by Mail	954	1,636	416	2
Canvass	3	1,636	0	0
Total	977	1,636	420	2
0082287				
Election Day	45	1,532	4	0
Vote by Mail	903	1,532	348	1
Canvass	5	1,532	1	0
Total	953	1,532	353	1

Precinct	DAN KAPELOVITZ (G-P)		KEVIN K. KAUL (NPP)	
0082053				
Election Day	0	0.00%	0	0.00%
Vote by Mail	0	0.00%	1	0.25%
Canvass	0	0.00%	0	0.00%
Total	0	0.00%	1	0.24%
0082102				
Election Day	0	0.00%	0	0.00%
Vote by Mail	1	0.27%	0	0.00%
Canvass	0	0.00%	0	0.00%
Total	1	0.26%	0	0.00%
0082146				
Election Day	0	0.00%	0	0.00%
Vote by Mail	3	0.70%	0	0.00%
Canvass	0	0.00%	0	0.00%
Total	3	0.67%	0	0.00%
0082185				
Election Day	0	0.00%	0	0.00%
Vote by Mail	2	0.43%	1	0.22%
Canvass	0	0.00%	0	0.00%
Total	2	0.40%	1	0.20%
0082255				
Election Day	0	0.00%	0	0.00%
Vote by Mail	5	0.93%	0	0.00%
Canvass	0	0.00%	0	0.00%
Total	5	0.90%	0	0.00%
0082287				
Election Day	0	0.00%	0	0.00%
Vote by Mail	4	0.72%	0	0.00%
Canvass	0	0.00%	0	0.00%
Total	4	0.67%	0	0.00%

Precinct	CHAUNCEY "SLIM" KILLENS (REP)		KEVIN KILEY (REP)		PATRICK KILPATRICK (DEM)		ANTHONY TRIMINO (REP)		JOEL VENTRESCA (DEM)		KEVIN L. FAULCONER (REP)		RHONDA FURIN (REP)	
0082053														
Election Day	0	0.00%	1	7.14%	0	0.00%	0	0.00%	0	0.00%	0	0.00%	0	0.00%
Vote by Mail	0	0.00%	30	7.37%	1	0.25%	0	0.00%	10	2.46%	12	2.95%	8	1.97%
Canvass	0	0.00%	0	0.00%	0	0.00%	0	0.00%	0	0.00%	0	0.00%	0	0.00%
Total	0	0.00%	31	7.35%	1	0.24%	0	0.00%	10	2.37%	12	2.84%	8	1.90%
0082102														
Election Day	0	0.00%	0	0.00%	1	7.14%	0	0.00%	0	0.00%	0	0.00%	0	0.00%
Vote by Mail	0	0.00%	18	4.84%	1	0.27%	1	0.27%	1	0.27%	18	4.84%	0	0.00%
Canvass	0	0.00%	0	0.00%	0	0.00%	0	0.00%	0	0.00%	0	0.00%	0	0.00%
Total	0	0.00%	18	4.64%	2	0.52%	1	0.26%	1	0.26%	18	4.64%	0	0.00%
0082146														
Election Day	0	0.00%	0	0.00%	0	0.00%	0	0.00%	0	0.00%	2	10.53%	0	0.00%
Vote by Mail	1	0.23%	13	3.05%	6	1.41%	0	0.00%	10	2.35%	31	7.28%	0	0.00%
Canvass	0	0.00%	0	0.00%	0	0.00%	0	0.00%	0	0.00%	0	0.00%	0	0.00%
Total	1	0.22%	13	2.90%	6	1.34%	0	0.00%	10	2.23%	33	7.35%	0	0.00%
0082185														
Election Day	0	0.00%	1	3.45%	0	0.00%	1	3.45%	0	0.00%	0	0.00%	0	0.00%
Vote by Mail	0	0.00%	32	6.90%	2	0.43%	3	0.65%	9	1.94%	38	8.19%	2	0.43%
Canvass	0	0.00%	0	0.00%	0	0.00%	0	0.00%	0	0.00%	0	0.00%	0	0.00%
Total	0	0.00%	33	6.65%	2	0.40%	4	0.81%	9	1.81%	38	7.66%	2	0.40%
0082255														
Election Day	0	0.00%	0	0.00%	0	0.00%	0	0.00%	0	0.00%	0	0.00%	0	0.00%
Vote by Mail	2	0.37%	31	5.78%	2	0.37%	1	0.19%	8	1.49%	21	3.92%	1	0.19%
Canvass	0	0.00%	0	0.00%	0	0.00%	0	0.00%	0	0.00%	0	0.00%	0	0.00%
Total	2	0.36%	31	5.59%	2	0.36%	1	0.18%	8	1.44%	21	3.78%	1	0.18%
0082287														
Election Day	0	0.00%	2	4.88%	0	0.00%	0	0.00%	0	0.00%	1	2.44%	0	0.00%
Vote by Mail	0	0.00%	30	5.42%	6	1.08%	1	0.18%	3	0.54%	58	10.47%	1	0.18%
Canvass	0	0.00%	0	0.00%	0	0.00%	0	0.00%	0	0.00%	0	0.00%	0	0.00%
Total	0	0.00%	32	5.34%	6	1.00%	1	0.17%	3	0.50%	59	9.85%	1	0.17%

Precinct	ROBERT C. NEWMAN II (REP)		DENNIS RICHTER (NPP)		BRANDON M. ROSS (DEM)		SAM L. GALLUCCI (REP)		TED GAINES (REP)		CAITLYN JENNER (REP)		LEO S. ZACKY (REP)	
0082053														
Election Day	0	0.00%	0	0.00%	1	7.14%	0	0.00%	1	7.14%	0	0.00%	0	0.00%
Vote by Mail	0	0.00%	1	0.25%	35	8.60%	0	0.00%	11	2.70%	4	0.98%	0	0.00%
Canvass	0	0.00%	0	0.00%	0	0.00%	0	0.00%	0	0.00%	0	0.00%	0	0.00%
Total	0	0.00%	1	0.24%	36	8.53%	0	0.00%	12	2.84%	4	0.95%	0	0.00%
0082102														
Election Day	1	7.14%	0	0.00%	0	0.00%	0	0.00%	0	0.00%	0	0.00%	0	0.00%
Vote by Mail	2	0.54%	2	0.54%	37	9.95%	0	0.00%	5	1.34%	2	0.54%	1	0.27%
Canvass	0	0.00%	0	0.00%	0	0.00%	0	0.00%	0	0.00%	0	0.00%	0	0.00%
Total	3	0.77%	2	0.52%	37	9.54%	0	0.00%	5	1.29%	2	0.52%	1	0.26%
0082146														
Election Day	0	0.00%	0	0.00%	2	10.53%	0	0.00%	1	5.26%	0	0.00%	0	0.00%
Vote by Mail	2	0.47%	0	0.00%	24	5.63%	0	0.00%	9	2.11%	12	2.82%	2	0.47%
Canvass	0	0.00%	0	0.00%	0	0.00%	0	0.00%	0	0.00%	0	0.00%	0	0.00%
Total	2	0.45%	0	0.00%	26	5.79%	0	0.00%	10	2.23%	12	2.67%	2	0.45%
0082185														
Election Day	0	0.00%	0	0.00%	3	10.34%	0	0.00%	0	0.00%	0	0.00%	0	0.00%
Vote by Mail	3	0.65%	0	0.00%	27	5.82%	0	0.00%	21	4.53%	3	0.65%	0	0.00%
Canvass	0	0.00%	0	0.00%	0	0.00%	0	0.00%	0	0.00%	0	0.00%	0	0.00%
Total	3	0.60%	0	0.00%	30	6.05%	0	0.00%	21	4.23%	3	0.60%	0	0.00%
0082255														
Election Day	0	0.00%	0	0.00%	0	0.00%	1	6.25%	0	0.00%	0	0.00%	0	0.00%
Vote by Mail	2	0.37%	6	1.12%	39	7.28%	0	0.00%	10	1.87%	3	0.56%	0	0.00%
Canvass	0	0.00%	0	0.00%	0	0.00%	0	0.00%	0	0.00%	0	0.00%	0	0.00%
Total	2	0.36%	6	1.08%	39	7.03%	1	0.18%	10	1.80%	3	0.54%	0	0.00%
0082287														
Election Day	0	0.00%	0	0.00%	1	2.44%	1	2.44%	0	0.00%	0	0.00%	0	0.00%
Vote by Mail	3	0.54%	1	0.18%	48	8.66%	2	0.36%	14	2.53%	12	2.17%	0	0.00%
Canvass	0	0.00%	0	0.00%	2	50.00%	0	0.00%	0	0.00%	0	0.00%	0	0.00%
Total	3	0.50%	1	0.17%	51	8.51%	3	0.50%	14	2.34%	12	2.00%	0	0.00%

Precinct	JENNY RAE LE ROUX (REP)		DAVID LOZANO (REP)		STEVE CHAVEZ LODGE (REP)		MICHAEL LOEBBS (NPP)		DENIS LUCEY (NPP)		DIEGO MARTINEZ (REP)		JEREMIAH "JEREMY" MARCINIAK (NPP)	
0082053														
Election Day	0	0.00%	0	0.00%	0	0.00%	0	0.00%	0	0.00%	0	0.00%	0	0.00%
Vote by Mail	1	0.25%	5	1.23%	0	0.00%	3	0.74%	0	0.00%	0	0.00%	0	0.00%
Canvass	0	0.00%	0	0.00%	0	0.00%	0	0.00%	0	0.00%	0	0.00%	0	0.00%
Total	1	0.24%	5	1.18%	0	0.00%	3	0.71%	0	0.00%	0	0.00%	0	0.00%
0082102														
Election Day	0	0.00%	0	0.00%	0	0.00%	0	0.00%	0	0.00%	0	0.00%	0	0.00%
Vote by Mail	0	0.00%	0	0.00%	0	0.00%	4	1.08%	0	0.00%	0	0.00%	0	0.00%
Canvass	0	0.00%	0	0.00%	0	0.00%	0	0.00%	0	0.00%	0	0.00%	0	0.00%
Total	0	0.00%	0	0.00%	0	0.00%	4	1.03%	0	0.00%	0	0.00%	0	0.00%
0082146														
Election Day	0	0.00%	0	0.00%	0	0.00%	0	0.00%	0	0.00%	0	0.00%	0	0.00%
Vote by Mail	0	0.00%	0	0.00%	1	0.23%	1	0.23%	0	0.00%	0	0.00%	0	0.00%
Canvass	0	0.00%	0	0.00%	0	0.00%	0	0.00%	0	0.00%	0	0.00%	0	0.00%
Total	0	0.00%	0	0.00%	1	0.22%	1	0.22%	0	0.00%	0	0.00%	0	0.00%
0082185														
Election Day	0	0.00%	0	0.00%	0	0.00%	0	0.00%	0	0.00%	0	0.00%	0	0.00%
Vote by Mail	1	0.22%	0	0.00%	0	0.00%	0	0.00%	0	0.00%	1	0.22%	0	0.00%
Canvass	0	0.00%	0	0.00%	0	0.00%	0	0.00%	0	0.00%	0	0.00%	0	0.00%
Total	1	0.20%	0	0.00%	0	0.00%	0	0.00%	0	0.00%	1	0.20%	0	0.00%
0082255														
Election Day	0	0.00%	0	0.00%	0	0.00%	0	0.00%	0	0.00%	0	0.00%	0	0.00%
Vote by Mail	3	0.56%	0	0.00%	3	0.56%	1	0.19%	1	0.19%	0	0.00%	1	0.19%
Canvass	0	0.00%	0	0.00%	0	0.00%	0	0.00%	0	0.00%	0	0.00%	0	0.00%
Total	3	0.54%	0	0.00%	3	0.54%	1	0.18%	1	0.18%	0	0.00%	2	0.36%
0082287														
Election Day	0	0.00%	0	0.00%	0	0.00%	0	0.00%	0	0.00%	0	0.00%	0	0.00%
Vote by Mail	1	0.18%	0	0.00%	0	0.00%	1	0.18%	0	0.00%	0	0.00%	0	0.00%
Canvass	0	0.00%	0	0.00%	0	0.00%	0	0.00%	0	0.00%	0	0.00%	0	0.00%
Total	1	0.17%	0	0.00%	0	0.00%	1	0.17%	0	0.00%	0	0.00%	0	0.00%

Precinct	DANIEL MERCURI (REP)		JACQUELINE MCGOWAN (DEM)		DAVID MOORE (NPP)		DAVID ALEXANDER BRAMANTE (REP)		HOLLY L. BAADE (DEM)		ANGELYNE (NPP)		JAMES G. HANINK (NPP)	
0082053														
Election Day	0	0.00%	0	0.00%	0	0.00%	0	0.00%	1	7.14%	0	0.00%	0	0.00%
Vote by Mail	0	0.00%	11	2.70%	2	0.49%	1	0.25%	7	1.72%	1	0.25%	0	0.00%
Canvass	0	0.00%	0	0.00%	0	0.00%	0	0.00%	0	0.00%	0	0.00%	0	0.00%
Total	0	0.00%	11	2.61%	2	0.47%	1	0.24%	8	1.90%	1	0.24%	0	0.00%
0082102														
Election Day	0	0.00%	1	7.14%	0	0.00%	0	0.00%	0	0.00%	0	0.00%	0	0.00%
Vote by Mail	0	0.00%	23	6.18%	2	0.54%	0	0.00%	6	1.61%	0	0.00%	2	0.54%
Canvass	0	0.00%	0	0.00%	0	0.00%	0	0.00%	0	0.00%	0	0.00%	0	0.00%
Total	0	0.00%	24	6.19%	2	0.52%	0	0.00%	6	1.55%	0	0.00%	2	0.52%
0082146														
Election Day	0	0.00%	1	5.26%	0	0.00%	0	0.00%	1	5.26%	0	0.00%	0	0.00%
Vote by Mail	0	0.00%	19	4.46%	2	0.47%	0	0.00%	3	0.70%	0	0.00%	0	0.00%
Canvass	0	0.00%	0	0.00%	0	0.00%	0	0.00%	0	0.00%	0	0.00%	0	0.00%
Total	0	0.00%	20	4.45%	2	0.45%	0	0.00%	4	0.89%	0	0.00%	0	0.00%
0082185														
Election Day	0	0.00%	0	0.00%	0	0.00%	0	0.00%	1	3.45%	0	0.00%	0	0.00%
Vote by Mail	1	0.22%	18	3.88%	1	0.22%	0	0.00%	7	1.51%	1	0.22%	0	0.00%
Canvass	0	0.00%	0	0.00%	0	0.00%	0	0.00%	0	0.00%	0	0.00%	0	0.00%
Total	1	0.20%	18	3.63%	1	0.20%	0	0.00%	8	1.61%	1	0.20%	0	0.00%
0082255														
Election Day	0	0.00%	1	6.25%	0	0.00%	0	0.00%	0	0.00%	0	0.00%	0	0.00%
Vote by Mail	0	0.00%	13	2.43%	3	0.56%	2	0.37%	5	0.93%	1	0.19%	0	0.00%
Canvass	0	0.00%	0	0.00%	0	0.00%	0	0.00%	0	0.00%	0	0.00%	0	0.00%
Total	0	0.00%	14	2.52%	3	0.54%	2	0.36%	5	0.90%	1	0.18%	0	0.00%
0082287														
Election Day	0	0.00%	0	0.00%	0	0.00%	0	0.00%	0	0.00%	0	0.00%	0	0.00%
Vote by Mail	0	0.00%	12	2.17%	4	0.72%	0	0.00%	9	1.62%	0	0.00%	0	0.00%
Canvass	0	0.00%	0	0.00%	0	0.00%	0	0.00%	0	0.00%	0	0.00%	0	0.00%
Total	0	0.00%	12	2.00%	4	0.67%	0	0.00%	9	1.50%	0	0.00%	0	0.00%

Precinct	DAVID HILLBERG (REP)		JEFF HEWITT (LIB)		JOHN R. DRAKE (DEM)		LARRY A. ELDER (REP)		KEVIN PAFFRATH (DEM)		ADAM PAPAGAN (NPP)		ARMANDO "MANDO" PEREZ- SERRATO (DEM)	
0082053														
Election Day	0	0.00%	0	0.00%	0	0.00%	9	64.29%	1	7.14%	0	0.00%	0	0.00%
Vote by Mail	0	0.00%	4	0.98%	5	1.23%	160	39.31%	50	12.29%	0	0.00%	2	0.49%
Canvass	0	0.00%	0	0.00%	0	0.00%	1	100.00%	0	0.00%	0	0.00%	0	0.00%
Total	0	0.00%	4	0.95%	5	1.18%	170	40.28%	51	12.09%	0	0.00%	2	0.47%
0082102														
Election Day	0	0.00%	0	0.00%	1	7.14%	10	71.43%	0	0.00%	0	0.00%	0	0.00%
Vote by Mail	0	0.00%	1	0.27%	1	0.27%	163	43.82%	46	12.37%	1	0.27%	0	0.00%
Canvass	0	0.00%	0	0.00%	0	0.00%	2	100.00%	0	0.00%	0	0.00%	0	0.00%
Total	0	0.00%	1	0.26%	2	0.52%	175	45.10%	46	11.86%	1	0.26%	0	0.00%
0082146														
Election Day	0	0.00%	0	0.00%	0	0.00%	11	57.89%	0	0.00%	0	0.00%	0	0.00%
Vote by Mail	0	0.00%	2	0.47%	7	1.64%	198	46.48%	36	8.45%	0	0.00%	5	1.17%
Canvass	0	0.00%	0	0.00%	0	0.00%	2	50.00%	1	25.00%	0	0.00%	0	0.00%
Total	0	0.00%	2	0.45%	7	1.56%	211	46.99%	37	8.24%	0	0.00%	5	1.11%
0082185														
Election Day	0	0.00%	0	0.00%	0	0.00%	21	72.41%	1	3.45%	0	0.00%	0	0.00%
Vote by Mail	0	0.00%	4	0.86%	5	1.08%	184	39.66%	42	9.05%	0	0.00%	5	1.08%
Canvass	0	0.00%	1	33.33%	0	0.00%	1	33.33%	0	0.00%	0	0.00%	0	0.00%
Total	0	0.00%	5	1.01%	5	1.01%	206	41.53%	43	8.67%	0	0.00%	5	1.01%
0082255														
Election Day	0	0.00%	0	0.00%	0	0.00%	12	75.00%	0	0.00%	0	0.00%	0	0.00%
Vote by Mail	0	0.00%	1	0.19%	3	0.56%	272	50.75%	53	9.89%	0	0.00%	2	0.37%
Canvass	0	0.00%	0	0.00%	0	0.00%	3	100.00%	0	0.00%	0	0.00%	0	0.00%
Total	0	0.00%	1	0.18%	3	0.54%	287	51.71%	53	9.55%	0	0.00%	2	0.36%
0082287														
Election Day	0	0.00%	0	0.00%	0	0.00%	32	78.05%	2	4.88%	0	0.00%	0	0.00%
Vote by Mail	0	0.00%	2	0.36%	5	0.90%	251	45.31%	33	5.96%	0	0.00%	9	1.62%
Canvass	0	0.00%	0	0.00%	0	0.00%	0	0.00%	2	50.00%	0	0.00%	0	0.00%
Total	0	0.00%	2	0.33%	5	0.83%	283	47.25%	37	6.18%	0	0.00%	9	1.50%

Precinct	JOHN COX (REP)		HEATHER COLLINS (G-P)		DANIEL WATTS (DEM)		NICKOLAS WILDSTAR (REP)		SARAH STEPHENS (REP)		DENVER STONER (REP)		JOE M. SYMMON (REP)	
0082053														
Election Day	0	0.00%	0	0.00%	0	0.00%	0	0.00%	0	0.00%	0	0.00%	0	0.00%
Vote by Mail	23	5.65%	2	0.49%	10	2.46%	0	0.00%	0	0.00%	3	0.74%	0	0.00%
Canvass	0	0.00%	0	0.00%	0	0.00%	0	0.00%	0	0.00%	0	0.00%	0	0.00%
Total	23	5.45%	2	0.47%	10	2.37%	0	0.00%	0	0.00%	3	0.71%	0	0.00%
0082102														
Election Day	0	0.00%	0	0.00%	0	0.00%	0	0.00%	0	0.00%	0	0.00%	0	0.00%
Vote by Mail	19	5.11%	0	0.00%	8	2.15%	0	0.00%	1	0.27%	0	0.00%	0	0.00%
Canvass	0	0.00%	0	0.00%	0	0.00%	0	0.00%	0	0.00%	0	0.00%	0	0.00%
Total	19	4.90%	0	0.00%	8	2.06%	0	0.00%	1	0.26%	0	0.00%	0	0.00%
0082146														
Election Day	1	5.26%	0	0.00%	0	0.00%	0	0.00%	0	0.00%	0	0.00%	0	0.00%
Vote by Mail	18	4.23%	1	0.23%	8	1.88%	0	0.00%	0	0.00%	2	0.47%	0	0.00%
Canvass	0	0.00%	0	0.00%	1	25.00%	0	0.00%	0	0.00%	0	0.00%	0	0.00%
Total	19	4.23%	1	0.22%	9	2.00%	0	0.00%	0	0.00%	2	0.45%	0	0.00%
0082185														
Election Day	0	0.00%	0	0.00%	0	0.00%	0	0.00%	0	0.00%	0	0.00%	0	0.00%
Vote by Mail	29	6.25%	1	0.22%	13	2.80%	0	0.00%	0	0.00%	0	0.00%	0	0.00%
Canvass	0	0.00%	0	0.00%	1	33.33%	0	0.00%	0	0.00%	0	0.00%	0	0.00%
Total	29	5.85%	1	0.20%	14	2.82%	0	0.00%	0	0.00%	0	0.00%	0	0.00%
0082255														
Election Day	0	0.00%	0	0.00%	0	0.00%	0	0.00%	0	0.00%	0	0.00%	0	0.00%
Vote by Mail	28	5.22%	2	0.37%	1	0.19%	1	0.19%	0	0.00%	1	0.19%	1	0.19%
Canvass	0	0.00%	0	0.00%	0	0.00%	0	0.00%	0	0.00%	0	0.00%	0	0.00%
Total	28	5.05%	2	0.36%	1	0.18%	1	0.18%	0	0.00%	1	0.18%	1	0.18%
0082287														
Election Day	0	0.00%	0	0.00%	1	2.44%	0	0.00%	0	0.00%	0	0.00%	0	0.00%
Vote by Mail	27	4.87%	2	0.36%	7	1.26%	0	0.00%	1	0.18%	0	0.00%	0	0.00%
Canvass	0	0.00%	0	0.00%	0	0.00%	0	0.00%	0	0.00%	0	0.00%	0	0.00%
Total	27	4.51%	2	0.33%	8	1.34%	0	0.00%	1	0.17%	0	0.00%	0	0.00%

Precinct	MAJOR SINGH (NPP)		DOUG OSE (REP)		Write-in		Total Votes	ROXANNE Qualified Write In		STACY SMITH Qualified Write In		MAJOR WILLIAMS Qualified Write In	
0082053													
Election Day	0	0.00%	0	0.00%	0	0.00%	14	0	0.00%	0	0.00%	0	0.00%
Vote by Mail	1	0.25%	3	0.74%	0	0.00%	407	0	0.00%	0	0.00%	0	0.00%
Canvass	0	0.00%	0	0.00%	0	0.00%	1	0	0.00%	0	0.00%	0	0.00%
Total	1	0.24%	3	0.71%	0	0.00%	422	0	0.00%	0	0.00%	0	0.00%
0082102													
Election Day	0	0.00%	0	0.00%	0	0.00%	14	0	0.00%	0	0.00%	0	0.00%
Vote by Mail	4	1.08%	2	0.54%	0	0.00%	372	0	0.00%	0	0.00%	0	0.00%
Canvass	0	0.00%	0	0.00%	0	0.00%	2	0	0.00%	0	0.00%	0	0.00%
Total	4	1.03%	2	0.52%	0	0.00%	388	0	0.00%	0	0.00%	0	0.00%
0082146													
Election Day	0	0.00%	0	0.00%	0	0.00%	19	0	0.00%	0	0.00%	0	0.00%
Vote by Mail	4	0.94%	6	1.41%	0	0.00%	426	0	0.00%	0	0.00%	0	0.00%
Canvass	0	0.00%	0	0.00%	0	0.00%	4	0	0.00%	0	0.00%	0	0.00%
Total	4	0.89%	6	1.34%	0	0.00%	449	0	0.00%	0	0.00%	0	0.00%
0082185													
Election Day	1	3.45%	0	0.00%	0	0.00%	29	0	0.00%	0	0.00%	0	0.00%
Vote by Mail	2	0.43%	6	1.29%	0	0.00%	464	0	0.00%	0	0.00%	0	0.00%
Canvass	0	0.00%	0	0.00%	0	0.00%	3	0	0.00%	0	0.00%	0	0.00%
Total	3	0.60%	6	1.21%	0	0.00%	496	0	0.00%	0	0.00%	0	0.00%
0082255													
Election Day	0	0.00%	0	0.00%	1	6.25%	16	0	0.00%	0	0.00%	1	6.25%
Vote by Mail	5	0.93%	2	0.37%	0	0.00%	536	0	0.00%	0	0.00%	0	0.00%
Canvass	0	0.00%	0	0.00%	0	0.00%	3	0	0.00%	0	0.00%	0	0.00%
Total	5	0.90%	2	0.36%	1	0.18%	555	0	0.00%	0	0.00%	1	0.18%
0082287													
Election Day	0	0.00%	1	2.44%	0	0.00%	41	0	0.00%	0	0.00%	0	0.00%
Vote by Mail	3	0.54%	4	0.72%	0	0.00%	554	0	0.00%	0	0.00%	0	0.00%
Canvass	0	0.00%	0	0.00%	0	0.00%	4	0	0.00%	0	0.00%	0	0.00%
Total	3	0.50%	5	0.83%	0	0.00%	599	0	0.00%	0	0.00%	0	0.00%

Precinct	THUY E. HUGENS Qualified Write In		MIKI HABRYN Qualified Write In		VINCE LUNDGREN Qualified Write In		VIVEK B. MOHAN Qualified Write In	
0082053								
Election Day	0	0.00%	0	0.00%	0	0.00%	0	0.00%
Vote by Mail	0	0.00%	0	0.00%	0	0.00%	0	0.00%
Canvass	0	0.00%	0	0.00%	0	0.00%	0	0.00%
Total	0	0.00%	0	0.00%	0	0.00%	0	0.00%
0082102								
Election Day	0	0.00%	0	0.00%	0	0.00%	0	0.00%
Vote by Mail	0	0.00%	0	0.00%	0	0.00%	0	0.00%
Canvass	0	0.00%	0	0.00%	0	0.00%	0	0.00%
Total	0	0.00%	0	0.00%	0	0.00%	0	0.00%
0082146								
Election Day	0	0.00%	0	0.00%	0	0.00%	0	0.00%
Vote by Mail	0	0.00%	0	0.00%	0	0.00%	0	0.00%
Canvass	0	0.00%	0	0.00%	0	0.00%	0	0.00%
Total	0	0.00%	0	0.00%	0	0.00%	0	0.00%
0082185								
Election Day	0	0.00%	0	0.00%	0	0.00%	0	0.00%
Vote by Mail	0	0.00%	0	0.00%	0	0.00%	0	0.00%
Canvass	0	0.00%	0	0.00%	0	0.00%	0	0.00%
Total	0	0.00%	0	0.00%	0	0.00%	0	0.00%
0082255								
Election Day	0	0.00%	0	0.00%	0	0.00%	0	0.00%
Vote by Mail	0	0.00%	0	0.00%	0	0.00%	0	0.00%
Canvass	0	0.00%	0	0.00%	0	0.00%	0	0.00%
Total	0	0.00%	0	0.00%	0	0.00%	0	0.00%
0082287								
Election Day	0	0.00%	0	0.00%	0	0.00%	0	0.00%
Vote by Mail	0	0.00%	0	0.00%	0	0.00%	0	0.00%
Canvass	0	0.00%	0	0.00%	0	0.00%	0	0.00%
Total	0	0.00%	0	0.00%	0	0.00%	0	0.00%

Precinct	Times Cast	Registered Voters	Undervotes	Overvotes
0082307				
Election Day	28	1,261	4	0
Vote by Mail	800	1,261	341	1
Canvass	4	1,261	4	0
Total	832	1,261	349	1
0082328				
Election Day	36	1,323	6	0
Vote by Mail	802	1,323	371	1
Canvass	5	1,323	0	0
Total	843	1,323	377	1
0082372				
Election Day	28	1,369	6	0
Vote by Mail	1,037	1,369	402	0
Canvass	2	1,369	1	0
Total	1,067	1,369	409	0
0082504				
Election Day	60	1,619	1	0
Vote by Mail	1,011	1,619	391	0
Canvass	3	1,619	0	0
Total	1,074	1,619	392	0
0082568				
Election Day	34	1,288	2	0
Vote by Mail	826	1,288	319	0
Canvass	7	1,288	3	1
Total	867	1,288	324	1
0082619				
Election Day	50	1,837	5	0
Vote by Mail	1,174	1,837	479	2
Canvass	3	1,837	0	0
Total	1,227	1,837	484	2

Precinct	DAN KAPELOVITZ (G-P)		KEVIN K. KAUL (NPP)	
0082307				
Election Day	0	0.00%	0	0.00%
Vote by Mail	0	0.00%	0	0.00%
Canvass	0		0	
Total	0	0.00%	0	0.00%
0082328				
Election Day	0	0.00%	0	0.00%
Vote by Mail	0	0.00%	0	0.00%
Canvass	0	0.00%	0	0.00%
Total	0	0.00%	0	0.00%
0082372				
Election Day	0	0.00%	0	0.00%
Vote by Mail	4	0.63%	0	0.00%
Canvass	0	0.00%	0	0.00%
Total	4	0.61%	0	0.00%
0082504				
Election Day	0	0.00%	0	0.00%
Vote by Mail	4	0.65%	0	0.00%
Canvass	0	0.00%	0	0.00%
Total	4	0.59%	0	0.00%
0082568				
Election Day	0	0.00%	0	0.00%
Vote by Mail	3	0.59%	0	0.00%
Canvass	0	0.00%	0	0.00%
Total	3	0.55%	0	0.00%
0082619				
Election Day	0	0.00%	0	0.00%
Vote by Mail	3	0.43%	0	0.00%
Canvass	0	0.00%	0	0.00%
Total	3	0.40%	0	0.00%

Precinct	CHAUNCEY "SLIM" KILLENS (REP)		KEVIN KILEY (REP)		PATRICK KILPATRICK (DEM)		ANTHONY TRIMINO (REP)		JOEL VENTRESCA (DEM)		KEVIN L. FAULCONER (REP)		RHONDA FURIN (REP)	
0082307														
Election Day	0	0.00%	4	16.67%	0	0.00%	0	0.00%	0	0.00%	2	8.33%	0	0.00%
Vote by Mail	0	0.00%	16	3.49%	0	0.00%	0	0.00%	6	1.31%	52	11.35%	0	0.00%
Canvass	0		0		0		0		0		0		0	
Total	0	0.00%	20	4.15%	0	0.00%	0	0.00%	6	1.24%	54	11.20%	0	0.00%
0082328														
Election Day	0	0.00%	3	10.00%	0	0.00%	1	3.33%	0	0.00%	0	0.00%	0	0.00%
Vote by Mail	0	0.00%	17	3.95%	0	0.00%	1	0.23%	7	1.63%	29	6.74%	1	0.23%
Canvass	0	0.00%	0	0.00%	0	0.00%	0	0.00%	0	0.00%	0	0.00%	0	0.00%
Total	0	0.00%	20	4.30%	0	0.00%	2	0.43%	7	1.51%	29	6.24%	1	0.22%
0082372														
Election Day	0	0.00%	1	4.55%	1	4.55%	0	0.00%	0	0.00%	0	0.00%	0	0.00%
Vote by Mail	0	0.00%	48	7.56%	2	0.31%	1	0.16%	2	0.31%	94	14.80%	0	0.00%
Canvass	0	0.00%	0	0.00%	0	0.00%	0	0.00%	0	0.00%	0	0.00%	0	0.00%
Total	0	0.00%	49	7.45%	3	0.46%	1	0.15%	2	0.30%	94	14.29%	0	0.00%
0082504														
Election Day	0	0.00%	0	0.00%	0	0.00%	0	0.00%	0	0.00%	1	1.69%	0	0.00%
Vote by Mail	0	0.00%	37	5.97%	3	0.48%	2	0.32%	5	0.81%	45	7.26%	0	0.00%
Canvass	0	0.00%	0	0.00%	0	0.00%	0	0.00%	0	0.00%	0	0.00%	0	0.00%
Total	0	0.00%	37	5.43%	3	0.44%	2	0.29%	5	0.73%	46	6.74%	0	0.00%
0082568														
Election Day	0	0.00%	2	6.25%	0	0.00%	0	0.00%	0	0.00%	1	3.13%	0	0.00%
Vote by Mail	1	0.20%	27	5.33%	6	1.18%	3	0.59%	3	0.59%	34	6.71%	0	0.00%
Canvass	0	0.00%	0	0.00%	0	0.00%	0	0.00%	0	0.00%	0	0.00%	0	0.00%
Total	1	0.18%	29	5.35%	6	1.11%	3	0.55%	3	0.55%	35	6.46%	0	0.00%
0082619														
Election Day	0	0.00%	0	0.00%	0	0.00%	0	0.00%	0	0.00%	0	0.00%	0	0.00%
Vote by Mail	0	0.00%	43	6.20%	5	0.72%	0	0.00%	13	1.88%	57	8.23%	2	0.29%
Canvass	0	0.00%	0	0.00%	0	0.00%	0	0.00%	0	0.00%	0	0.00%	0	0.00%
Total	0	0.00%	43	5.80%	5	0.67%	0	0.00%	13	1.75%	57	7.69%	2	0.27%

Precinct	ROBERT C. NEWMAN II (REP)		DENNIS RICHTER (NPP)		BRANDON M. ROSS (DEM)		SAM L. GALLUCCI (REP)		TED GAINES (REP)		CAITLYN JENNER (REP)		LEO S. ZACKY (REP)	
0082307														
Election Day	0	0.00%	0	0.00%	1	4.17%	0	0.00%	2	8.33%	0	0.00%	0	0.00%
Vote by Mail	1	0.22%	0	0.00%	34	7.42%	0	0.00%	5	1.09%	6	1.31%	0	0.00%
Canvass	0		0		0		0		0		0		0	
Total	1	0.21%	0	0.00%	35	7.26%	0	0.00%	7	1.45%	6	1.24%	0	0.00%
0082328														
Election Day	0	0.00%	0	0.00%	2	6.67%	0	0.00%	0	0.00%	0	0.00%	0	0.00%
Vote by Mail	0	0.00%	0	0.00%	29	6.74%	0	0.00%	10	2.33%	3	0.70%	0	0.00%
Canvass	0	0.00%	0	0.00%	0	0.00%	0	0.00%	0	0.00%	0	0.00%	0	0.00%
Total	0	0.00%	0	0.00%	31	6.67%	0	0.00%	10	2.15%	3	0.65%	0	0.00%
0082372														
Election Day	0	0.00%	0	0.00%	0	0.00%	0	0.00%	0	0.00%	1	4.55%	0	0.00%
Vote by Mail	1	0.16%	0	0.00%	21	3.31%	1	0.16%	13	2.05%	0	0.00%	3	0.47%
Canvass	0	0.00%	0	0.00%	0	0.00%	0	0.00%	0	0.00%	0	0.00%	0	0.00%
Total	1	0.15%	0	0.00%	21	3.19%	1	0.15%	13	1.98%	1	0.15%	3	0.46%
0082504														
Election Day	0	0.00%	0	0.00%	3	5.08%	0	0.00%	0	0.00%	1	1.69%	0	0.00%
Vote by Mail	3	0.48%	2	0.32%	29	4.68%	0	0.00%	8	1.29%	8	1.29%	1	0.16%
Canvass	0	0.00%	0	0.00%	0	0.00%	0	0.00%	0	0.00%	0	0.00%	0	0.00%
Total	3	0.44%	2	0.29%	32	4.69%	0	0.00%	8	1.17%	9	1.32%	1	0.15%
0082568														
Election Day	0	0.00%	0	0.00%	1	3.13%	0	0.00%	0	0.00%	0	0.00%	0	0.00%
Vote by Mail	3	0.59%	0	0.00%	15	2.96%	1	0.20%	8	1.58%	2	0.39%	0	0.00%
Canvass	0	0.00%	0	0.00%	1	33.33%	0	0.00%	0	0.00%	0	0.00%	0	0.00%
Total	3	0.55%	0	0.00%	17	3.14%	1	0.18%	8	1.48%	2	0.37%	0	0.00%
0082619														
Election Day	0	0.00%	0	0.00%	1	2.22%	1	2.22%	0	0.00%	0	0.00%	0	0.00%
Vote by Mail	0	0.00%	0	0.00%	35	5.05%	1	0.14%	14	2.02%	4	0.58%	0	0.00%
Canvass	0	0.00%	0	0.00%	1	33.33%	0	0.00%	0	0.00%	0	0.00%	0	0.00%
Total	0	0.00%	0	0.00%	37	4.99%	2	0.27%	14	1.89%	4	0.54%	0	0.00%

Precinct	JENNY RAE LE ROUX (REP)		DAVID LOZANO (REP)		STEVE CHAVEZ LODGE (REP)		MICHAEL LOEBBS (NPP)		DENIS LUCEY (NPP)		DIEGO MARTINEZ (REP)		JEREMIAH "JEREMY" MARCINIAK (NPP)	
0082307														
Election Day	0	0.00%	0	0.00%	0	0.00%	0	0.00%	0	0.00%	0	0.00%	0	0.00%
Vote by Mail	0	0.00%	1	0.22%	0	0.00%	1	0.22%	0	0.00%	0	0.00%	0	0.00%
Canvass	0		0		0		0		0		0		0	
Total	0	0.00%	1	0.21%	0	0.00%	1	0.21%	0	0.00%	0	0.00%	0	0.00%
0082328														
Election Day	1	3.33%	0	0.00%	0	0.00%	0	0.00%	0	0.00%	0	0.00%	0	0.00%
Vote by Mail	0	0.00%	2	0.47%	2	0.47%	0	0.00%	0	0.00%	0	0.00%	0	0.00%
Canvass	0	0.00%	0	0.00%	0	0.00%	0	0.00%	0	0.00%	0	0.00%	0	0.00%
Total	1	0.22%	2	0.43%	2	0.43%	0	0.00%	0	0.00%	0	0.00%	0	0.00%
0082372														
Election Day	0	0.00%	0	0.00%	0	0.00%	0	0.00%	0	0.00%	0	0.00%	0	0.00%
Vote by Mail	0	0.00%	1	0.16%	0	0.00%	0	0.00%	0	0.00%	0	0.00%	0	0.00%
Canvass	0	0.00%	0	0.00%	0	0.00%	0	0.00%	0	0.00%	0	0.00%	0	0.00%
Total	0	0.00%	1	0.15%	0	0.00%	0	0.00%	0	0.00%	0	0.00%	0	0.00%
0082504														
Election Day	0	0.00%	0	0.00%	0	0.00%	0	0.00%	0	0.00%	0	0.00%	0	0.00%
Vote by Mail	0	0.00%	0	0.00%	1	0.16%	6	0.97%	0	0.00%	0	0.00%	0	0.00%
Canvass	0	0.00%	0	0.00%	0	0.00%	0	0.00%	0	0.00%	0	0.00%	0	0.00%
Total	0	0.00%	0	0.00%	1	0.15%	6	0.88%	0	0.00%	0	0.00%	0	0.00%
0082568														
Election Day	0	0.00%	0	0.00%	0	0.00%	0	0.00%	0	0.00%	0	0.00%	0	0.00%
Vote by Mail	0	0.00%	5	0.99%	2	0.39%	2	0.39%	0	0.00%	1	0.20%	1	0.20%
Canvass	0	0.00%	0	0.00%	0	0.00%	0	0.00%	0	0.00%	0	0.00%	0	0.00%
Total	0	0.00%	5	0.92%	2	0.37%	2	0.37%	0	0.00%	1	0.18%	1	0.18%
0082619														
Election Day	0	0.00%	0	0.00%	0	0.00%	0	0.00%	0	0.00%	0	0.00%	0	0.00%
Vote by Mail	0	0.00%	0	0.00%	1	0.14%	3	0.43%	0	0.00%	0	0.00%	0	0.00%
Canvass	0	0.00%	0	0.00%	0	0.00%	0	0.00%	0	0.00%	0	0.00%	0	0.00%
Total	0	0.00%	0	0.00%	1	0.13%	3	0.40%	0	0.00%	0	0.00%	0	0.00%

Precinct	DANIEL MERCURI (REP)		JACQUELINE MCGOWAN (DEM)		DAVID MOORE (NPP)		DAVID ALEXANDER BRAMANTE (REP)		HOLLY L. BAADE (DEM)		ANGELYNE (NPP)		JAMES G. HANINK (NPP)	
0082307														
Election Day	0	0.00%	0	0.00%	0	0.00%	0	0.00%	0	0.00%	0	0.00%	0	0.00%
Vote by Mail	0	0.00%	18	3.93%	1	0.22%	3	0.66%	3	0.66%	0	0.00%	0	0.00%
Canvass	0		0		0		0		0		0		0	
Total	0	0.00%	18	3.73%	1	0.21%	3	0.62%	3	0.62%	0	0.00%	0	0.00%
0082328														
Election Day	0	0.00%	0	0.00%	0	0.00%	0	0.00%	0	0.00%	0	0.00%	0	0.00%
Vote by Mail	0	0.00%	17	3.95%	0	0.00%	1	0.23%	8	1.86%	1	0.23%	0	0.00%
Canvass	0	0.00%	0	0.00%	0	0.00%	0	0.00%	0	0.00%	0	0.00%	0	0.00%
Total	0	0.00%	17	3.66%	0	0.00%	1	0.22%	8	1.72%	1	0.22%	0	0.00%
0082372														
Election Day	0	0.00%	0	0.00%	0	0.00%	0	0.00%	0	0.00%	0	0.00%	0	0.00%
Vote by Mail	0	0.00%	14	2.20%	1	0.16%	0	0.00%	4	0.63%	2	0.31%	0	0.00%
Canvass	0	0.00%	0	0.00%	0	0.00%	0	0.00%	0	0.00%	0	0.00%	0	0.00%
Total	0	0.00%	14	2.13%	1	0.15%	0	0.00%	4	0.61%	2	0.30%	0	0.00%
0082504														
Election Day	0	0.00%	2	3.39%	0	0.00%	0	0.00%	0	0.00%	0	0.00%	0	0.00%
Vote by Mail	1	0.16%	25	4.03%	3	0.48%	2	0.32%	3	0.48%	2	0.32%	2	0.32%
Canvass	0	0.00%	0	0.00%	0	0.00%	0	0.00%	0	0.00%	0	0.00%	0	0.00%
Total	1	0.15%	27	3.96%	3	0.44%	2	0.29%	3	0.44%	2	0.29%	2	0.29%
0082568														
Election Day	0	0.00%	0	0.00%	0	0.00%	0	0.00%	0	0.00%	0	0.00%	0	0.00%
Vote by Mail	0	0.00%	24	4.73%	0	0.00%	0	0.00%	5	0.99%	1	0.20%	0	0.00%
Canvass	0	0.00%	0	0.00%	0	0.00%	0	0.00%	0	0.00%	0	0.00%	0	0.00%
Total	0	0.00%	24	4.43%	0	0.00%	0	0.00%	5	0.92%	1	0.18%	0	0.00%
0082619														
Election Day	0	0.00%	1	2.22%	0	0.00%	0	0.00%	0	0.00%	0	0.00%	0	0.00%
Vote by Mail	0	0.00%	17	2.45%	2	0.29%	0	0.00%	3	0.43%	3	0.43%	0	0.00%
Canvass	0	0.00%	0	0.00%	0	0.00%	0	0.00%	0	0.00%	0	0.00%	0	0.00%
Total	0	0.00%	18	2.43%	2	0.27%	0	0.00%	3	0.40%	3	0.40%	0	0.00%

Precinct	DAVID HILLBERG (REP)		JEFF HEWITT (LIB)		JOHN R. DRAKE (DEM)		LARRY A. ELDER (REP)		KEVIN PAFFRATH (DEM)		ADAM PAPAGAN (NPP)		ARMANDO "MANDO" PEREZ- SERRATO (DEM)	
0082307														
Election Day	0	0.00%	0	0.00%	0	0.00%	12	50.00%	2	8.33%	0	0.00%	0	0.00%
Vote by Mail	1	0.22%	6	1.31%	4	0.87%	220	48.03%	28	6.11%	0	0.00%	3	0.66%
Canvass	0		0		0		0		0		0		0	
Total	1	0.21%	6	1.24%	4	0.83%	232	48.13%	30	6.22%	0	0.00%	3	0.62%
0082328														
Election Day	0	0.00%	0	0.00%	0	0.00%	21	70.00%	1	3.33%	0	0.00%	0	0.00%
Vote by Mail	0	0.00%	4	0.93%	4	0.93%	216	50.23%	42	9.77%	0	0.00%	0	0.00%
Canvass	0	0.00%	0	0.00%	0	0.00%	4	80.00%	1	20.00%	0	0.00%	0	0.00%
Total	0	0.00%	4	0.86%	4	0.86%	241	51.83%	44	9.46%	0	0.00%	0	0.00%
0082372														
Election Day	0	0.00%	0	0.00%	0	0.00%	18	81.82%	0	0.00%	0	0.00%	1	4.55%
Vote by Mail	0	0.00%	6	0.94%	2	0.31%	340	53.54%	24	3.78%	0	0.00%	3	0.47%
Canvass	0	0.00%	0	0.00%	0	0.00%	0	0.00%	0	0.00%	0	0.00%	0	0.00%
Total	0	0.00%	6	0.91%	2	0.30%	358	54.41%	24	3.65%	0	0.00%	4	0.61%
0082504														
Election Day	0	0.00%	0	0.00%	0	0.00%	47	79.66%	4	6.78%	0	0.00%	0	0.00%
Vote by Mail	0	0.00%	4	0.65%	8	1.29%	322	51.94%	35	5.65%	0	0.00%	10	1.61%
Canvass	0	0.00%	0	0.00%	0	0.00%	3	100.00%	0	0.00%	0	0.00%	0	0.00%
Total	0	0.00%	4	0.59%	8	1.17%	372	54.55%	39	5.72%	0	0.00%	10	1.47%
0082568														
Election Day	0	0.00%	0	0.00%	0	0.00%	26	81.25%	0	0.00%	0	0.00%	0	0.00%
Vote by Mail	0	0.00%	2	0.39%	3	0.59%	275	54.24%	43	8.48%	1	0.20%	0	0.00%
Canvass	0	0.00%	0	0.00%	0	0.00%	1	33.33%	0	0.00%	0	0.00%	0	0.00%
Total	0	0.00%	2	0.37%	3	0.55%	302	55.72%	43	7.93%	1	0.18%	0	0.00%
0082619														
Election Day	0	0.00%	0	0.00%	0	0.00%	37	82.22%	1	2.22%	0	0.00%	0	0.00%
Vote by Mail	0	0.00%	4	0.58%	3	0.43%	355	51.23%	62	8.95%	0	0.00%	4	0.58%
Canvass	0	0.00%	0	0.00%	0	0.00%	2	66.67%	0	0.00%	0	0.00%	0	0.00%
Total	0	0.00%	4	0.54%	3	0.40%	394	53.17%	63	8.50%	0	0.00%	4	0.54%

Precinct	JOHN COX (REP)		HEATHER COLLINS (G-P)		DANIEL WATTS (DEM)		NICKOLAS WILDSTAR (REP)		SARAH STEPHENS (REP)		DENVER STONER (REP)		JOE M. SYMMON (REP)	
0082307														
Election Day	1	4.17%	0	0.00%	0	0.00%	0	0.00%	0	0.00%	0	0.00%	0	0.00%
Vote by Mail	30	6.55%	3	0.66%	2	0.44%	0	0.00%	1	0.22%	1	0.22%	0	0.00%
Canvass	0		0		0		0		0		0		0	
Total	31	6.43%	3	0.62%	2	0.41%	0	0.00%	1	0.21%	1	0.21%	0	0.00%
0082328														
Election Day	1	3.33%	0	0.00%	0	0.00%	0	0.00%	0	0.00%	0	0.00%	0	0.00%
Vote by Mail	18	4.19%	3	0.70%	6	1.40%	0	0.00%	0	0.00%	1	0.23%	0	0.00%
Canvass	0	0.00%	0	0.00%	0	0.00%	0	0.00%	0	0.00%	0	0.00%	0	0.00%
Total	19	4.09%	3	0.65%	6	1.29%	0	0.00%	0	0.00%	1	0.22%	0	0.00%
0082372														
Election Day	0	0.00%	0	0.00%	0	0.00%	0	0.00%	0	0.00%	0	0.00%	0	0.00%
Vote by Mail	29	4.57%	1	0.16%	3	0.47%	0	0.00%	0	0.00%	1	0.16%	0	0.00%
Canvass	0	0.00%	0	0.00%	1	100.00%	0	0.00%	0	0.00%	0	0.00%	0	0.00%
Total	29	4.41%	1	0.15%	4	0.61%	0	0.00%	0	0.00%	1	0.15%	0	0.00%
0082504														
Election Day	0	0.00%	0	0.00%	0	0.00%	0	0.00%	1	1.69%	0	0.00%	0	0.00%
Vote by Mail	24	3.87%	3	0.48%	5	0.81%	0	0.00%	2	0.32%	0	0.00%	0	0.00%
Canvass	0	0.00%	0	0.00%	0	0.00%	0	0.00%	0	0.00%	0	0.00%	0	0.00%
Total	24	3.52%	3	0.44%	5	0.73%	0	0.00%	3	0.44%	0	0.00%	0	0.00%
0082568														
Election Day	2	6.25%	0	0.00%	0	0.00%	0	0.00%	0	0.00%	0	0.00%	0	0.00%
Vote by Mail	15	2.96%	2	0.39%	11	2.17%	1	0.20%	1	0.20%	0	0.00%	0	0.00%
Canvass	1	33.33%	0	0.00%	0	0.00%	0	0.00%	0	0.00%	0	0.00%	0	0.00%
Total	18	3.32%	2	0.37%	11	2.03%	1	0.18%	1	0.18%	0	0.00%	0	0.00%
0082619														
Election Day	1	2.22%	0	0.00%	2	4.44%	0	0.00%	0	0.00%	0	0.00%	0	0.00%
Vote by Mail	35	5.05%	3	0.43%	11	1.59%	0	0.00%	0	0.00%	0	0.00%	0	0.00%
Canvass	0	0.00%	0	0.00%	0	0.00%	0	0.00%	0	0.00%	0	0.00%	0	0.00%
Total	36	4.86%	3	0.40%	13	1.75%	0	0.00%	0	0.00%	0	0.00%	0	0.00%

Precinct	MAJOR SINGH (NPP)		DOUG OSE (REP)		Write-in		Total Votes	ROXANNE Qualified Write In		STACY SMITH Qualified Write In		MAJOR WILLIAMS Qualified Write In	
0082307													
Election Day	0	0.00%	0	0.00%	0	0.00%	24	0	0.00%	0	0.00%	0	0.00%
Vote by Mail	5	1.09%	6	1.31%	1	0.22%	458	0	0.00%	0	0.00%	1	0.22%
Canvass	0		0		0		0	0		0		0	
Total	5	1.04%	6	1.24%	1	0.21%	482	0	0.00%	0	0.00%	1	0.21%
0082328													
Election Day	0	0.00%	0	0.00%	0	0.00%	30	0	0.00%	0	0.00%	0	0.00%
Vote by Mail	2	0.47%	6	1.40%	0	0.00%	430	0	0.00%	0	0.00%	0	0.00%
Canvass	0	0.00%	0	0.00%	0	0.00%	5	0	0.00%	0	0.00%	0	0.00%
Total	2	0.43%	6	1.29%	0	0.00%	465	0	0.00%	0	0.00%	0	0.00%
0082372													
Election Day	0	0.00%	0	0.00%	0	0.00%	22	0	0.00%	0	0.00%	0	0.00%
Vote by Mail	4	0.63%	10	1.57%	0	0.00%	635	0	0.00%	0	0.00%	0	0.00%
Canvass	0	0.00%	0	0.00%	0	0.00%	1	0	0.00%	0	0.00%	0	0.00%
Total	4	0.61%	10	1.52%	0	0.00%	658	0	0.00%	0	0.00%	0	0.00%
0082504													
Election Day	0	0.00%	0	0.00%	0	0.00%	59	0	0.00%	0	0.00%	0	0.00%
Vote by Mail	2	0.32%	12	1.94%	1	0.16%	620	0	0.00%	0	0.00%	1	0.16%
Canvass	0	0.00%	0	0.00%	0	0.00%	3	0	0.00%	0	0.00%	0	0.00%
Total	2	0.29%	12	1.76%	1	0.15%	682	0	0.00%	0	0.00%	1	0.15%
0082568													
Election Day	0	0.00%	0	0.00%	0	0.00%	32	0	0.00%	0	0.00%	0	0.00%
Vote by Mail	2	0.39%	1	0.20%	3	0.59%	507	0	0.00%	0	0.00%	3	0.59%
Canvass	0	0.00%	0	0.00%	0	0.00%	3	0	0.00%	0	0.00%	0	0.00%
Total	2	0.37%	1	0.18%	3	0.55%	542	0	0.00%	0	0.00%	3	0.55%
0082619													
Election Day	0	0.00%	1	2.22%	0	0.00%	45	0	0.00%	0	0.00%	0	0.00%
Vote by Mail	4	0.58%	6	0.87%	0	0.00%	693	0	0.00%	0	0.00%	0	0.00%
Canvass	0	0.00%	0	0.00%	0	0.00%	3	0	0.00%	0	0.00%	0	0.00%
Total	4	0.54%	7	0.94%	0	0.00%	741	0	0.00%	0	0.00%	0	0.00%

Precinct	THUY E. HUGENS Qualified Write In		MIKI HABRYN Qualified Write In		VINCE LUNDGREN Qualified Write In		VIVEK B. MOHAN Qualified Write In	
0082307								
Election Day	0	0.00%	0	0.00%	0	0.00%	0	0.00%
Vote by Mail	0	0.00%	0	0.00%	0	0.00%	0	0.00%
Canvass	0		0		0		0	
Total	0	0.00%	0	0.00%	0	0.00%	0	0.00%
0082328								
Election Day	0	0.00%	0	0.00%	0	0.00%	0	0.00%
Vote by Mail	0	0.00%	0	0.00%	0	0.00%	0	0.00%
Canvass	0	0.00%	0	0.00%	0	0.00%	0	0.00%
Total	0	0.00%	0	0.00%	0	0.00%	0	0.00%
0082372								
Election Day	0	0.00%	0	0.00%	0	0.00%	0	0.00%
Vote by Mail	0	0.00%	0	0.00%	0	0.00%	0	0.00%
Canvass	0	0.00%	0	0.00%	0	0.00%	0	0.00%
Total	0	0.00%	0	0.00%	0	0.00%	0	0.00%
0082504								
Election Day	0	0.00%	0	0.00%	0	0.00%	0	0.00%
Vote by Mail	0	0.00%	0	0.00%	0	0.00%	0	0.00%
Canvass	0	0.00%	0	0.00%	0	0.00%	0	0.00%
Total	0	0.00%	0	0.00%	0	0.00%	0	0.00%
0082568								
Election Day	0	0.00%	0	0.00%	0	0.00%	0	0.00%
Vote by Mail	0	0.00%	0	0.00%	0	0.00%	0	0.00%
Canvass	0	0.00%	0	0.00%	0	0.00%	0	0.00%
Total	0	0.00%	0	0.00%	0	0.00%	0	0.00%
0082619								
Election Day	0	0.00%	0	0.00%	0	0.00%	0	0.00%
Vote by Mail	0	0.00%	0	0.00%	0	0.00%	0	0.00%
Canvass	0	0.00%	0	0.00%	0	0.00%	0	0.00%
Total	0	0.00%	0	0.00%	0	0.00%	0	0.00%

Precinct	Times Cast	Registered Voters	Undervotes	Overvotes
0082633				
Election Day	36	1,643	3	0
Vote by Mail	1,211	1,643	373	0
Canvass	4	1,643	1	0
Total	1,251	1,643	377	0
0082706				
Election Day	53	1,458	5	0
Vote by Mail	929	1,458	307	0
Canvass	6	1,458	2	0
Total	988	1,458	314	0
0082774				
Election Day	68	1,751	6	0
Vote by Mail	1,188	1,751	391	2
Canvass	6	1,751	0	0
Total	1,262	1,751	397	2
0082835				
Election Day	65	1,515	6	0
Vote by Mail	1,045	1,515	314	1
Canvass	7	1,515	1	0
Total	1,117	1,515	321	1
0082880				
Election Day	44	1,517	5	0
Vote by Mail	934	1,517	349	2
Canvass	7	1,517	2	0
Total	985	1,517	356	2
0083003				
Election Day	38	1,922	6	0
Vote by Mail	1,266	1,922	427	4
Canvass	7	1,922	0	0
Total	1,311	1,922	433	4

Precinct	DAN KAPELOVITZ (G-P)		KEVIN K. KAUL (NPP)	
0082633				
Election Day	1	3.03%	0	0.00%
Vote by Mail	2	0.24%	0	0.00%
Canvass	0	0.00%	0	0.00%
Total	3	0.34%	0	0.00%
0082706				
Election Day	0	0.00%	0	0.00%
Vote by Mail	4	0.64%	0	0.00%
Canvass	0	0.00%	0	0.00%
Total	4	0.59%	0	0.00%
0082774				
Election Day	0	0.00%	0	0.00%
Vote by Mail	2	0.25%	0	0.00%
Canvass	0	0.00%	0	0.00%
Total	2	0.23%	0	0.00%
0082835				
Election Day	0	0.00%	0	0.00%
Vote by Mail	3	0.41%	0	0.00%
Canvass	0	0.00%	0	0.00%
Total	3	0.38%	0	0.00%
0082880				
Election Day	0	0.00%	0	0.00%
Vote by Mail	1	0.17%	0	0.00%
Canvass	0	0.00%	0	0.00%
Total	1	0.16%	0	0.00%
0083003				
Election Day	0	0.00%	0	0.00%
Vote by Mail	4	0.48%	0	0.00%
Canvass	0	0.00%	0	0.00%
Total	4	0.46%	0	0.00%

Precinct	CHAUNCEY "SLIM" KILLENS (REP)		KEVIN KILEY (REP)		PATRICK KILPATRICK (DEM)		ANTHONY TRIMINO (REP)		JOEL VENTRESCA (DEM)		KEVIN L. FAULCONER (REP)		RHONDA FURIN (REP)	
0082633														
Election Day	0	0.00%	0	0.00%	0	0.00%	0	0.00%	0	0.00%	0	0.00%	0	0.00%
Vote by Mail	0	0.00%	33	3.94%	5	0.60%	0	0.00%	4	0.48%	80	9.55%	0	0.00%
Canvass	0	0.00%	0	0.00%	0	0.00%	0	0.00%	0	0.00%	0	0.00%	0	0.00%
Total	0	0.00%	33	3.78%	5	0.57%	0	0.00%	4	0.46%	80	9.15%	0	0.00%
0082706														
Election Day	0	0.00%	4	8.33%	0	0.00%	0	0.00%	0	0.00%	0	0.00%	0	0.00%
Vote by Mail	0	0.00%	32	5.14%	5	0.80%	1	0.16%	8	1.29%	59	9.49%	1	0.16%
Canvass	0	0.00%	1	25.00%	0	0.00%	0	0.00%	0	0.00%	0	0.00%	0	0.00%
Total	0	0.00%	37	5.49%	5	0.74%	1	0.15%	8	1.19%	59	8.75%	1	0.15%
0082774														
Election Day	0	0.00%	6	9.68%	0	0.00%	0	0.00%	0	0.00%	3	4.84%	0	0.00%
Vote by Mail	2	0.25%	56	7.04%	1	0.13%	1	0.13%	8	1.01%	67	8.43%	1	0.13%
Canvass	0	0.00%	0	0.00%	0	0.00%	0	0.00%	0	0.00%	0	0.00%	0	0.00%
Total	2	0.23%	62	7.18%	1	0.12%	1	0.12%	8	0.93%	70	8.11%	1	0.12%
0082835														
Election Day	0	0.00%	5	8.47%	0	0.00%	1	1.69%	0	0.00%	0	0.00%	0	0.00%
Vote by Mail	0	0.00%	37	5.07%	5	0.68%	2	0.27%	6	0.82%	52	7.12%	0	0.00%
Canvass	0	0.00%	0	0.00%	0	0.00%	0	0.00%	0	0.00%	0	0.00%	0	0.00%
Total	0	0.00%	42	5.28%	5	0.63%	3	0.38%	6	0.75%	52	6.54%	0	0.00%
0082880														
Election Day	0	0.00%	3	7.69%	0	0.00%	0	0.00%	0	0.00%	2	5.13%	0	0.00%
Vote by Mail	2	0.34%	29	4.97%	6	1.03%	2	0.34%	11	1.89%	39	6.69%	1	0.17%
Canvass	0	0.00%	0	0.00%	0	0.00%	0	0.00%	0	0.00%	1	20.00%	0	0.00%
Total	2	0.32%	32	5.10%	6	0.96%	2	0.32%	11	1.75%	42	6.70%	1	0.16%
0083003														
Election Day	0	0.00%	1	3.13%	1	3.13%	0	0.00%	0	0.00%	0	0.00%	0	0.00%
Vote by Mail	0	0.00%	36	4.31%	6	0.72%	4	0.48%	9	1.08%	53	6.35%	2	0.24%
Canvass	0	0.00%	1	14.29%	0	0.00%	0	0.00%	1	14.29%	0	0.00%	0	0.00%
Total	0	0.00%	38	4.35%	7	0.80%	4	0.46%	10	1.14%	53	6.06%	2	0.23%

Precinct	ROBERT C. NEWMAN II (REP)		DENNIS RICHTER (NPP)		BRANDON M. ROSS (DEM)		SAM L. GALLUCCI (REP)		TED GAINES (REP)		CAITLYN JENNER (REP)		LEO S. ZACKY (REP)	
0082633														
Election Day	1	3.03%	0	0.00%	1	3.03%	0	0.00%	1	3.03%	0	0.00%	0	0.00%
Vote by Mail	2	0.24%	2	0.24%	23	2.74%	3	0.36%	12	1.43%	14	1.67%	0	0.00%
Canvass	0	0.00%	0	0.00%	0	0.00%	0	0.00%	0	0.00%	1	33.33%	0	0.00%
Total	3	0.34%	2	0.23%	24	2.75%	3	0.34%	13	1.49%	15	1.72%	0	0.00%
0082706														
Election Day	0	0.00%	0	0.00%	1	2.08%	0	0.00%	0	0.00%	0	0.00%	0	0.00%
Vote by Mail	1	0.16%	0	0.00%	22	3.54%	0	0.00%	18	2.89%	14	2.25%	2	0.32%
Canvass	0	0.00%	0	0.00%	0	0.00%	0	0.00%	0	0.00%	0	0.00%	0	0.00%
Total	1	0.15%	0	0.00%	23	3.41%	0	0.00%	18	2.67%	14	2.08%	2	0.30%
0082774														
Election Day	1	1.61%	0	0.00%	0	0.00%	0	0.00%	0	0.00%	0	0.00%	0	0.00%
Vote by Mail	2	0.25%	0	0.00%	23	2.89%	3	0.38%	12	1.51%	10	1.26%	2	0.25%
Canvass	0	0.00%	0	0.00%	0	0.00%	1	16.67%	0	0.00%	0	0.00%	0	0.00%
Total	3	0.35%	0	0.00%	23	2.67%	4	0.46%	12	1.39%	10	1.16%	2	0.23%
0082835														
Election Day	0	0.00%	0	0.00%	3	5.08%	0	0.00%	1	1.69%	0	0.00%	0	0.00%
Vote by Mail	1	0.14%	1	0.14%	26	3.56%	1	0.14%	15	2.05%	9	1.23%	0	0.00%
Canvass	0	0.00%	0	0.00%	1	16.67%	0	0.00%	0	0.00%	0	0.00%	0	0.00%
Total	1	0.13%	1	0.13%	30	3.77%	1	0.13%	16	2.01%	9	1.13%	0	0.00%
0082880														
Election Day	0	0.00%	0	0.00%	1	2.56%	0	0.00%	0	0.00%	0	0.00%	0	0.00%
Vote by Mail	4	0.69%	0	0.00%	22	3.77%	1	0.17%	6	1.03%	9	1.54%	2	0.34%
Canvass	0	0.00%	0	0.00%	1	20.00%	0	0.00%	0	0.00%	0	0.00%	0	0.00%
Total	4	0.64%	0	0.00%	24	3.83%	1	0.16%	6	0.96%	9	1.44%	2	0.32%
0083003														
Election Day	0	0.00%	0	0.00%	0	0.00%	0	0.00%	0	0.00%	0	0.00%	1	3.13%
Vote by Mail	2	0.24%	1	0.12%	45	5.39%	1	0.12%	8	0.96%	10	1.20%	1	0.12%
Canvass	0	0.00%	0	0.00%	1	14.29%	0	0.00%	0	0.00%	1	14.29%	0	0.00%
Total	2	0.23%	1	0.11%	46	5.26%	1	0.11%	8	0.92%	11	1.26%	2	0.23%

Precinct	JENNY RAE LE ROUX (REP)		DAVID LOZANO (REP)		STEVE CHAVEZ LODGE (REP)		MICHAEL LOEBBS (NPP)		DENIS LUCEY (NPP)		DIEGO MARTINEZ (REP)		JEREMIAH "JEREMY" MARCINIAK (NPP)	
0082633														
Election Day	0	0.00%	0	0.00%	0	0.00%	0	0.00%	0	0.00%	0	0.00%	0	0.00%
Vote by Mail	2	0.24%	3	0.36%	2	0.24%	2	0.24%	0	0.00%	0	0.00%	0	0.00%
Canvass	0	0.00%	0	0.00%	0	0.00%	0	0.00%	0	0.00%	0	0.00%	0	0.00%
Total	2	0.23%	3	0.34%	2	0.23%	2	0.23%	0	0.00%	0	0.00%	0	0.00%
0082706														
Election Day	0	0.00%	0	0.00%	0	0.00%	1	2.08%	0	0.00%	0	0.00%	0	0.00%
Vote by Mail	4	0.64%	2	0.32%	3	0.48%	2	0.32%	0	0.00%	1	0.16%	0	0.00%
Canvass	0	0.00%	0	0.00%	0	0.00%	0	0.00%	0	0.00%	0	0.00%	0	0.00%
Total	4	0.59%	2	0.30%	3	0.45%	3	0.45%	0	0.00%	1	0.15%	0	0.00%
0082774														
Election Day	0	0.00%	0	0.00%	0	0.00%	0	0.00%	0	0.00%	0	0.00%	0	0.00%
Vote by Mail	0	0.00%	1	0.13%	1	0.13%	0	0.00%	0	0.00%	2	0.25%	0	0.00%
Canvass	0	0.00%	0	0.00%	0	0.00%	0	0.00%	0	0.00%	0	0.00%	0	0.00%
Total	0	0.00%	1	0.12%	1	0.12%	0	0.00%	0	0.00%	2	0.23%	0	0.00%
0082835														
Election Day	0	0.00%	0	0.00%	0	0.00%	0	0.00%	0	0.00%	0	0.00%	0	0.00%
Vote by Mail	1	0.14%	1	0.14%	3	0.41%	1	0.14%	0	0.00%	1	0.14%	0	0.00%
Canvass	0	0.00%	0	0.00%	0	0.00%	0	0.00%	0	0.00%	0	0.00%	0	0.00%
Total	1	0.13%	1	0.13%	3	0.38%	1	0.13%	0	0.00%	1	0.13%	0	0.00%
0082880														
Election Day	0	0.00%	0	0.00%	0	0.00%	0	0.00%	0	0.00%	0	0.00%	0	0.00%
Vote by Mail	3	0.51%	1	0.17%	0	0.00%	1	0.17%	1	0.17%	1	0.17%	0	0.00%
Canvass	0	0.00%	0	0.00%	0	0.00%	0	0.00%	0	0.00%	0	0.00%	0	0.00%
Total	3	0.48%	1	0.16%	0	0.00%	1	0.16%	1	0.16%	1	0.16%	0	0.00%
0083003														
Election Day	0	0.00%	0	0.00%	0	0.00%	0	0.00%	0	0.00%	0	0.00%	0	0.00%
Vote by Mail	0	0.00%	1	0.12%	1	0.12%	1	0.12%	0	0.00%	0	0.00%	1	0.12%
Canvass	0	0.00%	0	0.00%	0	0.00%	0	0.00%	0	0.00%	0	0.00%	0	0.00%
Total	0	0.00%	1	0.11%	1	0.11%	1	0.11%	0	0.00%	0	0.00%	1	0.11%

Precinct	DANIEL MERCURI (REP)		JACQUELINE MCGOWAN (DEM)		DAVID MOORE (NPP)		DAVID ALEXANDER BRAMANTE (REP)		HOLLY L. BAADE (DEM)		ANGELYNE (NPP)		JAMES G. HANINK (NPP)	
0082633														
Election Day	0	0.00%	2	6.06%	0	0.00%	0	0.00%	1	3.03%	0	0.00%	0	0.00%
Vote by Mail	2	0.24%	15	1.79%	3	0.36%	0	0.00%	3	0.36%	1	0.12%	1	0.12%
Canvass	0	0.00%	0	0.00%	0	0.00%	0	0.00%	0	0.00%	0	0.00%	0	0.00%
Total	2	0.23%	17	1.95%	3	0.34%	0	0.00%	4	0.46%	1	0.11%	1	0.11%
0082706														
Election Day	0	0.00%	2	4.17%	0	0.00%	0	0.00%	0	0.00%	0	0.00%	0	0.00%
Vote by Mail	0	0.00%	18	2.89%	1	0.16%	1	0.16%	6	0.96%	1	0.16%	0	0.00%
Canvass	0	0.00%	0	0.00%	0	0.00%	0	0.00%	0	0.00%	0	0.00%	0	0.00%
Total	0	0.00%	20	2.97%	1	0.15%	1	0.15%	6	0.89%	1	0.15%	0	0.00%
0082774														
Election Day	0	0.00%	0	0.00%	0	0.00%	0	0.00%	0	0.00%	0	0.00%	0	0.00%
Vote by Mail	0	0.00%	19	2.39%	3	0.38%	0	0.00%	5	0.63%	1	0.13%	0	0.00%
Canvass	0	0.00%	0	0.00%	0	0.00%	0	0.00%	0	0.00%	0	0.00%	0	0.00%
Total	0	0.00%	19	2.20%	3	0.35%	0	0.00%	5	0.58%	1	0.12%	0	0.00%
0082835														
Election Day	0	0.00%	1	1.69%	0	0.00%	0	0.00%	0	0.00%	0	0.00%	0	0.00%
Vote by Mail	1	0.14%	13	1.78%	5	0.68%	0	0.00%	2	0.27%	0	0.00%	1	0.14%
Canvass	0	0.00%	0	0.00%	0	0.00%	0	0.00%	0	0.00%	0	0.00%	0	0.00%
Total	1	0.13%	14	1.76%	5	0.63%	0	0.00%	2	0.25%	0	0.00%	1	0.13%
0082880														
Election Day	0	0.00%	0	0.00%	0	0.00%	0	0.00%	0	0.00%	0	0.00%	0	0.00%
Vote by Mail	1	0.17%	13	2.23%	2	0.34%	0	0.00%	3	0.51%	1	0.17%	0	0.00%
Canvass	0	0.00%	1	20.00%	0	0.00%	0	0.00%	0	0.00%	0	0.00%	0	0.00%
Total	1	0.16%	14	2.23%	2	0.32%	0	0.00%	3	0.48%	1	0.16%	0	0.00%
0083003														
Election Day	0	0.00%	2	6.25%	0	0.00%	0	0.00%	0	0.00%	0	0.00%	0	0.00%
Vote by Mail	0	0.00%	9	1.08%	3	0.36%	1	0.12%	8	0.96%	2	0.24%	0	0.00%
Canvass	0	0.00%	0	0.00%	0	0.00%	0	0.00%	0	0.00%	0	0.00%	0	0.00%
Total	0	0.00%	11	1.26%	3	0.34%	1	0.11%	8	0.92%	2	0.23%	0	0.00%

Precinct	DAVID HILLBERG (REP)		JEFF HEWITT (LIB)		JOHN R. DRAKE (DEM)		LARRY A. ELDER (REP)		KEVIN PAFFRATH (DEM)		ADAM PAPAGAN (NPP)		ARMANDO "MANDO" PEREZ- SERRATO (DEM)	
0082633														
Election Day	0	0.00%	0	0.00%	0	0.00%	25	75.76%	1	3.03%	0	0.00%	0	0.00%
Vote by Mail	0	0.00%	5	0.60%	1	0.12%	488	58.23%	52	6.21%	0	0.00%	4	0.48%
Canvass	0	0.00%	0	0.00%	0	0.00%	2	66.67%	0	0.00%	0	0.00%	0	0.00%
Total	0	0.00%	5	0.57%	1	0.11%	515	58.92%	53	6.06%	0	0.00%	4	0.46%
0082706														
Election Day	0	0.00%	1	2.08%	0	0.00%	35	72.92%	1	2.08%	0	0.00%	0	0.00%
Vote by Mail	0	0.00%	5	0.80%	2	0.32%	322	51.77%	35	5.63%	0	0.00%	3	0.48%
Canvass	0	0.00%	0	0.00%	0	0.00%	2	50.00%	1	25.00%	0	0.00%	0	0.00%
Total	0	0.00%	6	0.89%	2	0.30%	359	53.26%	37	5.49%	0	0.00%	3	0.45%
0082774														
Election Day	0	0.00%	0	0.00%	0	0.00%	49	79.03%	0	0.00%	0	0.00%	0	0.00%
Vote by Mail	0	0.00%	6	0.75%	1	0.13%	426	53.58%	52	6.54%	0	0.00%	2	0.25%
Canvass	0	0.00%	0	0.00%	0	0.00%	4	66.67%	0	0.00%	0	0.00%	0	0.00%
Total	0	0.00%	6	0.70%	1	0.12%	479	55.50%	52	6.03%	0	0.00%	2	0.23%
0082835														
Election Day	0	0.00%	0	0.00%	0	0.00%	47	79.66%	0	0.00%	0	0.00%	0	0.00%
Vote by Mail	0	0.00%	2	0.27%	6	0.82%	450	61.64%	34	4.66%	0	0.00%	4	0.55%
Canvass	0	0.00%	0	0.00%	0	0.00%	5	83.33%	0	0.00%	0	0.00%	0	0.00%
Total	0	0.00%	2	0.25%	6	0.75%	502	63.14%	34	4.28%	0	0.00%	4	0.50%
0082880														
Election Day	0	0.00%	0	0.00%	0	0.00%	31	79.49%	1	2.56%	0	0.00%	0	0.00%
Vote by Mail	0	0.00%	4	0.69%	4	0.69%	335	57.46%	34	5.83%	0	0.00%	6	1.03%
Canvass	0	0.00%	0	0.00%	0	0.00%	2	40.00%	0	0.00%	0	0.00%	0	0.00%
Total	0	0.00%	4	0.64%	4	0.64%	368	58.69%	35	5.58%	0	0.00%	6	0.96%
0083003														
Election Day	0	0.00%	0	0.00%	0	0.00%	25	78.13%	0	0.00%	0	0.00%	1	3.13%
Vote by Mail	0	0.00%	3	0.36%	3	0.36%	473	56.65%	60	7.19%	0	0.00%	1	0.12%
Canvass	0	0.00%	0	0.00%	0	0.00%	2	28.57%	1	14.29%	0	0.00%	0	0.00%
Total	0	0.00%	3	0.34%	3	0.34%	500	57.21%	61	6.98%	0	0.00%	2	0.23%

Precinct	JOHN COX (REP)		HEATHER COLLINS (G-P)		DANIEL WATTS (DEM)		NICKOLAS WILDSTAR (REP)		SARAH STEPHENS (REP)		DENVER STONER (REP)		JOE M. SYMMON (REP)	
0082633														
Election Day	0	0.00%	0	0.00%	0	0.00%	0	0.00%	0	0.00%	0	0.00%	0	0.00%
Vote by Mail	32	3.82%	3	0.36%	15	1.79%	1	0.12%	0	0.00%	1	0.12%	0	0.00%
Canvass	0	0.00%	0	0.00%	0	0.00%	0	0.00%	0	0.00%	0	0.00%	0	0.00%
Total	32	3.66%	3	0.34%	15	1.72%	1	0.11%	0	0.00%	1	0.11%	0	0.00%
0082706														
Election Day	1	2.08%	0	0.00%	0	0.00%	0	0.00%	0	0.00%	0	0.00%	0	0.00%
Vote by Mail	35	5.63%	0	0.00%	3	0.48%	0	0.00%	0	0.00%	1	0.16%	0	0.00%
Canvass	0	0.00%	0	0.00%	0	0.00%	0	0.00%	0	0.00%	0	0.00%	0	0.00%
Total	36	5.34%	0	0.00%	3	0.45%	0	0.00%	0	0.00%	1	0.15%	0	0.00%
0082774														
Election Day	2	3.23%	0	0.00%	0	0.00%	0	0.00%	0	0.00%	0	0.00%	0	0.00%
Vote by Mail	66	8.30%	0	0.00%	5	0.63%	0	0.00%	2	0.25%	2	0.25%	1	0.13%
Canvass	0	0.00%	0	0.00%	0	0.00%	0	0.00%	0	0.00%	1	16.67%	0	0.00%
Total	68	7.88%	0	0.00%	5	0.58%	0	0.00%	2	0.23%	3	0.35%	1	0.12%
0082835														
Election Day	0	0.00%	0	0.00%	0	0.00%	0	0.00%	0	0.00%	0	0.00%	0	0.00%
Vote by Mail	25	3.42%	2	0.27%	11	1.51%	0	0.00%	0	0.00%	1	0.14%	0	0.00%
Canvass	0	0.00%	0	0.00%	0	0.00%	0	0.00%	0	0.00%	0	0.00%	0	0.00%
Total	25	3.14%	2	0.25%	11	1.38%	0	0.00%	0	0.00%	1	0.13%	0	0.00%
0082880														
Election Day	1	2.56%	0	0.00%	0	0.00%	0	0.00%	0	0.00%	0	0.00%	0	0.00%
Vote by Mail	24	4.12%	2	0.34%	10	1.72%	0	0.00%	0	0.00%	0	0.00%	0	0.00%
Canvass	0	0.00%	0	0.00%	0	0.00%	0	0.00%	0	0.00%	0	0.00%	0	0.00%
Total	25	3.99%	2	0.32%	10	1.59%	0	0.00%	0	0.00%	0	0.00%	0	0.00%
0083003														
Election Day	0	0.00%	0	0.00%	0	0.00%	0	0.00%	0	0.00%	0	0.00%	0	0.00%
Vote by Mail	55	6.59%	1	0.12%	12	1.44%	0	0.00%	0	0.00%	0	0.00%	0	0.00%
Canvass	0	0.00%	0	0.00%	0	0.00%	0	0.00%	0	0.00%	0	0.00%	0	0.00%
Total	55	6.29%	1	0.11%	12	1.37%	0	0.00%	0	0.00%	0	0.00%	0	0.00%

Precinct	MAJOR SINGH (NPP)		DOUG OSE (REP)		Write-in		Total Votes	ROXANNE Qualified Write In		STACY SMITH Qualified Write In		MAJOR WILLIAMS Qualified Write In	
0082633													
Election Day	0	0.00%	0	0.00%	0	0.00%	33	0	0.00%	0	0.00%	0	0.00%
Vote by Mail	0	0.00%	19	2.27%	3	0.36%	838	0	0.00%	0	0.00%	3	0.36%
Canvass	0	0.00%	0	0.00%	0	0.00%	3	0	0.00%	0	0.00%	0	0.00%
Total	0	0.00%	19	2.17%	3	0.34%	874	0	0.00%	0	0.00%	3	0.34%
0082706													
Election Day	0	0.00%	2	4.17%	0	0.00%	48	0	0.00%	0	0.00%	0	0.00%
Vote by Mail	0	0.00%	8	1.29%	2	0.32%	622	0	0.00%	0	0.00%	2	0.32%
Canvass	0	0.00%	0	0.00%	0	0.00%	4	0	0.00%	0	0.00%	0	0.00%
Total	0	0.00%	10	1.48%	2	0.30%	674	0	0.00%	0	0.00%	2	0.30%
0082774													
Election Day	0	0.00%	1	1.61%	0	0.00%	62	0	0.00%	0	0.00%	0	0.00%
Vote by Mail	1	0.13%	7	0.88%	2	0.25%	795	0	0.00%	0	0.00%	2	0.25%
Canvass	0	0.00%	0	0.00%	0	0.00%	6	0	0.00%	0	0.00%	0	0.00%
Total	1	0.12%	8	0.93%	2	0.23%	863	0	0.00%	0	0.00%	2	0.23%
0082835													
Election Day	0	0.00%	1	1.69%	0	0.00%	59	0	0.00%	0	0.00%	0	0.00%
Vote by Mail	0	0.00%	8	1.10%	0	0.00%	730	0	0.00%	0	0.00%	0	0.00%
Canvass	0	0.00%	0	0.00%	0	0.00%	6	0	0.00%	0	0.00%	0	0.00%
Total	0	0.00%	9	1.13%	0	0.00%	795	0	0.00%	0	0.00%	0	0.00%
0082880													
Election Day	0	0.00%	0	0.00%	0	0.00%	39	0	0.00%	0	0.00%	0	0.00%
Vote by Mail	0	0.00%	2	0.34%	0	0.00%	583	0	0.00%	0	0.00%	0	0.00%
Canvass	0	0.00%	0	0.00%	0	0.00%	5	0	0.00%	0	0.00%	0	0.00%
Total	0	0.00%	2	0.32%	0	0.00%	627	0	0.00%	0	0.00%	0	0.00%
0083003													
Election Day	0	0.00%	1	3.13%	0	0.00%	32	0	0.00%	0	0.00%	0	0.00%
Vote by Mail	12	1.44%	6	0.72%	0	0.00%	835	0	0.00%	0	0.00%	0	0.00%
Canvass	0	0.00%	0	0.00%	0	0.00%	7	0	0.00%	0	0.00%	0	0.00%
Total	12	1.37%	7	0.80%	0	0.00%	874	0	0.00%	0	0.00%	0	0.00%

Precinct	THUY E. HUGENS Qualified Write In		MIKI HABRYN Qualified Write In		VINCE LUNDGREN Qualified Write In		VIVEK B. MOHAN Qualified Write In	
0082633								
Election Day	0	0.00%	0	0.00%	0	0.00%	0	0.00%
Vote by Mail	0	0.00%	0	0.00%	0	0.00%	0	0.00%
Canvass	0	0.00%	0	0.00%	0	0.00%	0	0.00%
Total	0	0.00%	0	0.00%	0	0.00%	0	0.00%
0082706								
Election Day	0	0.00%	0	0.00%	0	0.00%	0	0.00%
Vote by Mail	0	0.00%	0	0.00%	0	0.00%	0	0.00%
Canvass	0	0.00%	0	0.00%	0	0.00%	0	0.00%
Total	0	0.00%	0	0.00%	0	0.00%	0	0.00%
0082774								
Election Day	0	0.00%	0	0.00%	0	0.00%	0	0.00%
Vote by Mail	0	0.00%	0	0.00%	0	0.00%	0	0.00%
Canvass	0	0.00%	0	0.00%	0	0.00%	0	0.00%
Total	0	0.00%	0	0.00%	0	0.00%	0	0.00%
0082835								
Election Day	0	0.00%	0	0.00%	0	0.00%	0	0.00%
Vote by Mail	0	0.00%	0	0.00%	0	0.00%	0	0.00%
Canvass	0	0.00%	0	0.00%	0	0.00%	0	0.00%
Total	0	0.00%	0	0.00%	0	0.00%	0	0.00%
0082880								
Election Day	0	0.00%	0	0.00%	0	0.00%	0	0.00%
Vote by Mail	0	0.00%	0	0.00%	0	0.00%	0	0.00%
Canvass	0	0.00%	0	0.00%	0	0.00%	0	0.00%
Total	0	0.00%	0	0.00%	0	0.00%	0	0.00%
0083003								
Election Day	0	0.00%	0	0.00%	0	0.00%	0	0.00%
Vote by Mail	0	0.00%	0	0.00%	0	0.00%	0	0.00%
Canvass	0	0.00%	0	0.00%	0	0.00%	0	0.00%
Total	0	0.00%	0	0.00%	0	0.00%	0	0.00%

Precinct	Times Cast	Registered Voters	Undervotes	Overvotes
0083213				
Election Day	50	1,774	3	0
Vote by Mail	1,277	1,774	350	4
Canvass	5	1,774	0	0
Total	1,332	1,774	353	4
0083305				
Election Day	37	1,662	1	0
Vote by Mail	968	1,662	418	2
Canvass	5	1,662	0	0
Total	1,010	1,662	419	2
0083357				
Election Day	42	1,508	1	0
Vote by Mail	945	1,508	439	2
Canvass	7	1,508	0	0
Total	994	1,508	440	2
0083452				
Election Day	35	1,523	0	0
Vote by Mail	1,012	1,523	408	4
Canvass	4	1,523	2	0
Total	1,051	1,523	410	4
0083511				
Election Day	29	1,473	2	0
Vote by Mail	894	1,473	397	0
Canvass	8	1,473	4	0
Total	931	1,473	403	0
0083544				
Election Day	32	1,580	0	0
Vote by Mail	927	1,580	424	4
Canvass	5	1,580	1	0
Total	964	1,580	425	4

Precinct	DAN KAPELOVITZ (G-P)		KEVIN K. KAUL (NPP)	
0083213				
Election Day	0	0.00%	0	0.00%
Vote by Mail	1	0.11%	1	0.11%
Canvass	0	0.00%	0	0.00%
Total	1	0.10%	1	0.10%
0083305				
Election Day	0	0.00%	0	0.00%
Vote by Mail	4	0.73%	0	0.00%
Canvass	0	0.00%	0	0.00%
Total	4	0.68%	0	0.00%
0083357				
Election Day	1	2.44%	0	0.00%
Vote by Mail	0	0.00%	0	0.00%
Canvass	0	0.00%	0	0.00%
Total	1	0.18%	0	0.00%
0083452				
Election Day	0	0.00%	0	0.00%
Vote by Mail	2	0.33%	0	0.00%
Canvass	0	0.00%	0	0.00%
Total	2	0.31%	0	0.00%
0083511				
Election Day	0	0.00%	0	0.00%
Vote by Mail	2	0.40%	1	0.20%
Canvass	0	0.00%	0	0.00%
Total	2	0.38%	1	0.19%
0083544				
Election Day	0	0.00%	0	0.00%
Vote by Mail	3	0.60%	4	0.80%
Canvass	0	0.00%	0	0.00%
Total	3	0.56%	4	0.75%

Precinct	CHAUNCEY "SLIM" KILLENS (REP)		KEVIN KILEY (REP)		PATRICK KILPATRICK (DEM)		ANTHONY TRIMINO (REP)		JOEL VENTRESCA (DEM)		KEVIN L. FAULCONER (REP)		RHONDA FURIN (REP)	
0083213														
Election Day	0	0.00%	3	6.38%	0	0.00%	0	0.00%	0	0.00%	0	0.00%	0	0.00%
Vote by Mail	0	0.00%	49	5.31%	0	0.00%	0	0.00%	2	0.22%	75	8.13%	1	0.11%
Canvass	0	0.00%	0	0.00%	0	0.00%	0	0.00%	0	0.00%	0	0.00%	0	0.00%
Total	0	0.00%	52	5.33%	0	0.00%	0	0.00%	2	0.21%	75	7.69%	1	0.10%
0083305														
Election Day	0	0.00%	0	0.00%	0	0.00%	0	0.00%	0	0.00%	4	11.11%	0	0.00%
Vote by Mail	0	0.00%	30	5.47%	4	0.73%	2	0.36%	9	1.64%	48	8.76%	2	0.36%
Canvass	0	0.00%	0	0.00%	0	0.00%	0	0.00%	0	0.00%	0	0.00%	0	0.00%
Total	0	0.00%	30	5.09%	4	0.68%	2	0.34%	9	1.53%	52	8.83%	2	0.34%
0083357														
Election Day	0	0.00%	2	4.88%	0	0.00%	0	0.00%	0	0.00%	2	4.88%	0	0.00%
Vote by Mail	1	0.20%	25	4.96%	4	0.79%	0	0.00%	7	1.39%	43	8.53%	0	0.00%
Canvass	0	0.00%	1	14.29%	0	0.00%	0	0.00%	0	0.00%	0	0.00%	0	0.00%
Total	1	0.18%	28	5.07%	4	0.72%	0	0.00%	7	1.27%	45	8.15%	0	0.00%
0083452														
Election Day	0	0.00%	7	20.00%	0	0.00%	0	0.00%	0	0.00%	3	8.57%	0	0.00%
Vote by Mail	1	0.17%	48	8.00%	1	0.17%	0	0.00%	6	1.00%	55	9.17%	3	0.50%
Canvass	0	0.00%	2	100.00%	0	0.00%	0	0.00%	0	0.00%	0	0.00%	0	0.00%
Total	1	0.16%	57	8.95%	1	0.16%	0	0.00%	6	0.94%	58	9.11%	3	0.47%
0083511														
Election Day	0	0.00%	1	3.70%	0	0.00%	2	7.41%	0	0.00%	1	3.70%	0	0.00%
Vote by Mail	0	0.00%	27	5.43%	1	0.20%	1	0.20%	1	0.20%	54	10.87%	1	0.20%
Canvass	0	0.00%	0	0.00%	0	0.00%	0	0.00%	0	0.00%	0	0.00%	0	0.00%
Total	0	0.00%	28	5.30%	1	0.19%	3	0.57%	1	0.19%	55	10.42%	1	0.19%
0083544														
Election Day	0	0.00%	2	6.25%	0	0.00%	1	3.13%	0	0.00%	1	3.13%	0	0.00%
Vote by Mail	0	0.00%	26	5.21%	3	0.60%	1	0.20%	7	1.40%	27	5.41%	0	0.00%
Canvass	0	0.00%	0	0.00%	0	0.00%	0	0.00%	0	0.00%	0	0.00%	0	0.00%
Total	0	0.00%	28	5.23%	3	0.56%	2	0.37%	7	1.31%	28	5.23%	0	0.00%

Precinct	ROBERT C. NEWMAN II (REP)		DENNIS RICHTER (NPP)		BRANDON M. ROSS (DEM)		SAM L. GALLUCCI (REP)		TED GAINES (REP)		CAITLYN JENNER (REP)		LEO S. ZACKY (REP)	
0083213														
Election Day	0	0.00%	0	0.00%	0	0.00%	0	0.00%	1	2.13%	1	2.13%	0	0.00%
Vote by Mail	2	0.22%	1	0.11%	30	3.25%	0	0.00%	17	1.84%	9	0.98%	0	0.00%
Canvass	0	0.00%	0	0.00%	1	20.00%	0	0.00%	0	0.00%	0	0.00%	0	0.00%
Total	2	0.21%	1	0.10%	31	3.18%	0	0.00%	18	1.85%	10	1.03%	0	0.00%
0083305														
Election Day	0	0.00%	0	0.00%	4	11.11%	0	0.00%	0	0.00%	0	0.00%	0	0.00%
Vote by Mail	0	0.00%	0	0.00%	34	6.20%	2	0.36%	4	0.73%	3	0.55%	0	0.00%
Canvass	0	0.00%	0	0.00%	0	0.00%	0	0.00%	0	0.00%	0	0.00%	0	0.00%
Total	0	0.00%	0	0.00%	38	6.45%	2	0.34%	4	0.68%	3	0.51%	0	0.00%
0083357														
Election Day	0	0.00%	0	0.00%	5	12.20%	0	0.00%	0	0.00%	0	0.00%	0	0.00%
Vote by Mail	2	0.40%	2	0.40%	38	7.54%	0	0.00%	6	1.19%	7	1.39%	0	0.00%
Canvass	0	0.00%	0	0.00%	2	28.57%	0	0.00%	0	0.00%	0	0.00%	0	0.00%
Total	2	0.36%	2	0.36%	45	8.15%	0	0.00%	6	1.09%	7	1.27%	0	0.00%
0083452														
Election Day	1	2.86%	0	0.00%	1	2.86%	0	0.00%	0	0.00%	0	0.00%	0	0.00%
Vote by Mail	7	1.17%	0	0.00%	37	6.17%	0	0.00%	7	1.17%	3	0.50%	0	0.00%
Canvass	0	0.00%	0	0.00%	0	0.00%	0	0.00%	0	0.00%	0	0.00%	0	0.00%
Total	8	1.26%	0	0.00%	38	5.97%	0	0.00%	7	1.10%	3	0.47%	0	0.00%
0083511														
Election Day	0	0.00%	0	0.00%	6	22.22%	0	0.00%	0	0.00%	0	0.00%	0	0.00%
Vote by Mail	0	0.00%	0	0.00%	43	8.65%	1	0.20%	6	1.21%	3	0.60%	2	0.40%
Canvass	0	0.00%	0	0.00%	1	25.00%	0	0.00%	0	0.00%	0	0.00%	0	0.00%
Total	0	0.00%	0	0.00%	50	9.47%	1	0.19%	6	1.14%	3	0.57%	2	0.38%
0083544														
Election Day	0	0.00%	1	3.13%	4	12.50%	0	0.00%	1	3.13%	0	0.00%	0	0.00%
Vote by Mail	5	1.00%	0	0.00%	29	5.81%	0	0.00%	8	1.60%	6	1.20%	0	0.00%
Canvass	0	0.00%	0	0.00%	1	25.00%	0	0.00%	0	0.00%	0	0.00%	0	0.00%
Total	5	0.93%	1	0.19%	34	6.36%	0	0.00%	9	1.68%	6	1.12%	0	0.00%

Precinct	JENNY RAE LE ROUX (REP)		DAVID LOZANO (REP)		STEVE CHAVEZ LODGE (REP)		MICHAEL LOEBBS (NPP)		DENIS LUCEY (NPP)		DIEGO MARTINEZ (REP)		JEREMIAH "JEREMY" MARCINIAK (NPP)	
0083213														
Election Day	0	0.00%	0	0.00%	0	0.00%	0	0.00%	0	0.00%	0	0.00%	0	0.00%
Vote by Mail	4	0.43%	0	0.00%	0	0.00%	4	0.43%	0	0.00%	1	0.11%	0	0.00%
Canvass	0	0.00%	0	0.00%	0	0.00%	0	0.00%	0	0.00%	0	0.00%	0	0.00%
Total	4	0.41%	0	0.00%	0	0.00%	4	0.41%	0	0.00%	1	0.10%	0	0.00%
0083305														
Election Day	0	0.00%	0	0.00%	0	0.00%	0	0.00%	0	0.00%	0	0.00%	0	0.00%
Vote by Mail	0	0.00%	0	0.00%	1	0.18%	2	0.36%	1	0.18%	0	0.00%	0	0.00%
Canvass	0	0.00%	0	0.00%	0	0.00%	0	0.00%	0	0.00%	0	0.00%	0	0.00%
Total	0	0.00%	0	0.00%	1	0.17%	2	0.34%	1	0.17%	0	0.00%	0	0.00%
0083357														
Election Day	0	0.00%	0	0.00%	0	0.00%	0	0.00%	0	0.00%	0	0.00%	0	0.00%
Vote by Mail	0	0.00%	1	0.20%	2	0.40%	0	0.00%	0	0.00%	0	0.00%	0	0.00%
Canvass	0	0.00%	0	0.00%	0	0.00%	0	0.00%	0	0.00%	0	0.00%	0	0.00%
Total	0	0.00%	1	0.18%	2	0.36%	0	0.00%	0	0.00%	0	0.00%	0	0.00%
0083452														
Election Day	0	0.00%	0	0.00%	0	0.00%	0	0.00%	0	0.00%	0	0.00%	0	0.00%
Vote by Mail	1	0.17%	0	0.00%	0	0.00%	3	0.50%	0	0.00%	0	0.00%	0	0.00%
Canvass	0	0.00%	0	0.00%	0	0.00%	0	0.00%	0	0.00%	0	0.00%	0	0.00%
Total	1	0.16%	0	0.00%	0	0.00%	3	0.47%	0	0.00%	0	0.00%	0	0.00%
0083511														
Election Day	0	0.00%	0	0.00%	0	0.00%	0	0.00%	0	0.00%	0	0.00%	0	0.00%
Vote by Mail	0	0.00%	0	0.00%	0	0.00%	2	0.40%	2	0.40%	0	0.00%	0	0.00%
Canvass	0	0.00%	0	0.00%	0	0.00%	0	0.00%	0	0.00%	0	0.00%	0	0.00%
Total	0	0.00%	0	0.00%	0	0.00%	2	0.38%	2	0.38%	0	0.00%	0	0.00%
0083544														
Election Day	0	0.00%	0	0.00%	0	0.00%	0	0.00%	0	0.00%	0	0.00%	0	0.00%
Vote by Mail	1	0.20%	0	0.00%	3	0.60%	1	0.20%	0	0.00%	0	0.00%	0	0.00%
Canvass	0	0.00%	0	0.00%	0	0.00%	0	0.00%	0	0.00%	0	0.00%	0	0.00%
Total	1	0.19%	0	0.00%	3	0.56%	1	0.19%	0	0.00%	0	0.00%	0	0.00%

Precinct	DANIEL MERCURI (REP)		JACQUELINE MCGOWAN (DEM)		DAVID MOORE (NPP)		DAVID ALEXANDER BRAMANTE (REP)		HOLLY L. BAADE (DEM)		ANGELYNE (NPP)		JAMES G. HANINK (NPP)	
0083213														
Election Day	0	0.00%	0	0.00%	0	0.00%	0	0.00%	0	0.00%	0	0.00%	0	0.00%
Vote by Mail	1	0.11%	22	2.38%	2	0.22%	1	0.11%	12	1.30%	1	0.11%	2	0.22%
Canvass	0	0.00%	0	0.00%	0	0.00%	0	0.00%	0	0.00%	0	0.00%	0	0.00%
Total	1	0.10%	22	2.26%	2	0.21%	1	0.10%	12	1.23%	1	0.10%	2	0.21%
0083305														
Election Day	0	0.00%	0	0.00%	0	0.00%	0	0.00%	0	0.00%	0	0.00%	0	0.00%
Vote by Mail	0	0.00%	19	3.47%	2	0.36%	0	0.00%	1	0.18%	1	0.18%	0	0.00%
Canvass	0	0.00%	0	0.00%	0	0.00%	0	0.00%	0	0.00%	0	0.00%	0	0.00%
Total	0	0.00%	19	3.23%	2	0.34%	0	0.00%	1	0.17%	1	0.17%	0	0.00%
0083357														
Election Day	0	0.00%	0	0.00%	0	0.00%	0	0.00%	0	0.00%	0	0.00%	0	0.00%
Vote by Mail	0	0.00%	5	0.99%	0	0.00%	2	0.40%	7	1.39%	1	0.20%	0	0.00%
Canvass	0	0.00%	0	0.00%	0	0.00%	0	0.00%	0	0.00%	0	0.00%	0	0.00%
Total	0	0.00%	5	0.91%	0	0.00%	2	0.36%	7	1.27%	1	0.18%	0	0.00%
0083452														
Election Day	0	0.00%	0	0.00%	0	0.00%	0	0.00%	0	0.00%	0	0.00%	0	0.00%
Vote by Mail	0	0.00%	21	3.50%	0	0.00%	1	0.17%	7	1.17%	1	0.17%	0	0.00%
Canvass	0	0.00%	0	0.00%	0	0.00%	0	0.00%	0	0.00%	0	0.00%	0	0.00%
Total	0	0.00%	21	3.30%	0	0.00%	1	0.16%	7	1.10%	1	0.16%	0	0.00%
0083511														
Election Day	0	0.00%	0	0.00%	0	0.00%	1	3.70%	0	0.00%	0	0.00%	0	0.00%
Vote by Mail	0	0.00%	6	1.21%	3	0.60%	4	0.80%	3	0.60%	1	0.20%	0	0.00%
Canvass	0	0.00%	1	25.00%	0	0.00%	0	0.00%	0	0.00%	0	0.00%	0	0.00%
Total	0	0.00%	7	1.33%	3	0.57%	5	0.95%	3	0.57%	1	0.19%	0	0.00%
0083544														
Election Day	0	0.00%	0	0.00%	0	0.00%	0	0.00%	0	0.00%	0	0.00%	0	0.00%
Vote by Mail	0	0.00%	15	3.01%	0	0.00%	1	0.20%	3	0.60%	2	0.40%	0	0.00%
Canvass	0	0.00%	0	0.00%	0	0.00%	0	0.00%	0	0.00%	0	0.00%	0	0.00%
Total	0	0.00%	15	2.80%	0	0.00%	1	0.19%	3	0.56%	2	0.37%	0	0.00%

Precinct	DAVID HILLBERG (REP)		JEFF HEWITT (LIB)		JOHN R. DRAKE (DEM)		LARRY A. ELDER (REP)		KEVIN PAFFRATH (DEM)		ADAM PAPAGAN (NPP)		ARMANDO "MANDO" PEREZ- SERRATO (DEM)	
0083213														
Election Day	0	0.00%	0	0.00%	0	0.00%	42	89.36%	0	0.00%	0	0.00%	0	0.00%
Vote by Mail	2	0.22%	3	0.33%	3	0.33%	577	62.51%	34	3.68%	0	0.00%	2	0.22%
Canvass	0	0.00%	0	0.00%	0	0.00%	4	80.00%	0	0.00%	0	0.00%	0	0.00%
Total	2	0.21%	3	0.31%	3	0.31%	623	63.90%	34	3.49%	0	0.00%	2	0.21%
0083305														
Election Day	0	0.00%	0	0.00%	0	0.00%	25	69.44%	0	0.00%	0	0.00%	0	0.00%
Vote by Mail	0	0.00%	7	1.28%	3	0.55%	273	49.82%	45	8.21%	0	0.00%	2	0.36%
Canvass	0	0.00%	0	0.00%	0	0.00%	5	100.00%	0	0.00%	0	0.00%	0	0.00%
Total	0	0.00%	7	1.19%	3	0.51%	303	51.44%	45	7.64%	0	0.00%	2	0.34%
0083357														
Election Day	0	0.00%	0	0.00%	0	0.00%	28	68.29%	1	2.44%	0	0.00%	1	2.44%
Vote by Mail	0	0.00%	3	0.60%	5	0.99%	259	51.39%	33	6.55%	0	0.00%	0	0.00%
Canvass	0	0.00%	0	0.00%	0	0.00%	4	57.14%	0	0.00%	0	0.00%	0	0.00%
Total	0	0.00%	3	0.54%	5	0.91%	291	52.72%	34	6.16%	0	0.00%	1	0.18%
0083452														
Election Day	0	0.00%	0	0.00%	0	0.00%	17	48.57%	4	11.43%	0	0.00%	0	0.00%
Vote by Mail	0	0.00%	2	0.33%	1	0.17%	287	47.83%	55	9.17%	0	0.00%	0	0.00%
Canvass	0	0.00%	0	0.00%	0	0.00%	0	0.00%	0	0.00%	0	0.00%	0	0.00%
Total	0	0.00%	2	0.31%	1	0.16%	304	47.72%	59	9.26%	0	0.00%	0	0.00%
0083511														
Election Day	0	0.00%	0	0.00%	0	0.00%	14	51.85%	0	0.00%	0	0.00%	0	0.00%
Vote by Mail	0	0.00%	2	0.40%	3	0.60%	247	49.70%	39	7.85%	0	0.00%	4	0.80%
Canvass	0	0.00%	0	0.00%	0	0.00%	2	50.00%	0	0.00%	0	0.00%	0	0.00%
Total	0	0.00%	2	0.38%	3	0.57%	263	49.81%	39	7.39%	0	0.00%	4	0.76%
0083544														
Election Day	0	0.00%	0	0.00%	0	0.00%	21	65.63%	0	0.00%	0	0.00%	0	0.00%
Vote by Mail	0	0.00%	1	0.20%	4	0.80%	263	52.71%	39	7.82%	0	0.00%	6	1.20%
Canvass	0	0.00%	0	0.00%	0	0.00%	3	75.00%	0	0.00%	0	0.00%	0	0.00%
Total	0	0.00%	1	0.19%	4	0.75%	287	53.64%	39	7.29%	0	0.00%	6	1.12%

Precinct	JOHN COX (REP)		HEATHER COLLINS (G-P)		DANIEL WATTS (DEM)		NICKOLAS WILDSTAR (REP)		SARAH STEPHENS (REP)		DENVER STONER (REP)		JOE M. SYMMON (REP)	
0083213														
Election Day	0	0.00%	0	0.00%	0	0.00%	0	0.00%	0	0.00%	0	0.00%	0	0.00%
Vote by Mail	33	3.58%	4	0.43%	8	0.87%	0	0.00%	0	0.00%	0	0.00%	1	0.11%
Canvass	0	0.00%	0	0.00%	0	0.00%	0	0.00%	0	0.00%	0	0.00%	0	0.00%
Total	33	3.38%	4	0.41%	8	0.82%	0	0.00%	0	0.00%	0	0.00%	1	0.10%
0083305														
Election Day	2	5.56%	0	0.00%	1	2.78%	0	0.00%	0	0.00%	0	0.00%	0	0.00%
Vote by Mail	22	4.01%	1	0.18%	11	2.01%	1	0.18%	1	0.18%	5	0.91%	0	0.00%
Canvass	0	0.00%	0	0.00%	0	0.00%	0	0.00%	0	0.00%	0	0.00%	0	0.00%
Total	24	4.07%	1	0.17%	12	2.04%	1	0.17%	1	0.17%	5	0.85%	0	0.00%
0083357														
Election Day	0	0.00%	0	0.00%	1	2.44%	0	0.00%	0	0.00%	0	0.00%	0	0.00%
Vote by Mail	23	4.56%	3	0.60%	15	2.98%	0	0.00%	0	0.00%	0	0.00%	0	0.00%
Canvass	0	0.00%	0	0.00%	0	0.00%	0	0.00%	0	0.00%	0	0.00%	0	0.00%
Total	23	4.17%	3	0.54%	16	2.90%	0	0.00%	0	0.00%	0	0.00%	0	0.00%
0083452														
Election Day	2	5.71%	0	0.00%	0	0.00%	0	0.00%	0	0.00%	0	0.00%	0	0.00%
Vote by Mail	29	4.83%	1	0.17%	12	2.00%	0	0.00%	0	0.00%	1	0.17%	0	0.00%
Canvass	0	0.00%	0	0.00%	0	0.00%	0	0.00%	0	0.00%	0	0.00%	0	0.00%
Total	31	4.87%	1	0.16%	12	1.88%	0	0.00%	0	0.00%	1	0.16%	0	0.00%
0083511														
Election Day	2	7.41%	0	0.00%	0	0.00%	0	0.00%	0	0.00%	0	0.00%	0	0.00%
Vote by Mail	20	4.02%	0	0.00%	8	1.61%	0	0.00%	0	0.00%	0	0.00%	0	0.00%
Canvass	0	0.00%	0	0.00%	0	0.00%	0	0.00%	0	0.00%	0	0.00%	0	0.00%
Total	22	4.17%	0	0.00%	8	1.52%	0	0.00%	0	0.00%	0	0.00%	0	0.00%
0083544														
Election Day	1	3.13%	0	0.00%	0	0.00%	0	0.00%	0	0.00%	0	0.00%	0	0.00%
Vote by Mail	17	3.41%	3	0.60%	10	2.00%	0	0.00%	4	0.80%	1	0.20%	0	0.00%
Canvass	0	0.00%	0	0.00%	0	0.00%	0	0.00%	0	0.00%	0	0.00%	0	0.00%
Total	18	3.36%	3	0.56%	10	1.87%	0	0.00%	4	0.75%	1	0.19%	0	0.00%

Precinct	MAJOR SINGH (NPP)		DOUG OSE (REP)		Write-in		Total Votes	ROXANNE Qualified Write In		STACY SMITH Qualified Write In		MAJOR WILLIAMS Qualified Write In	
0083213													
Election Day	0	0.00%	0	0.00%	0	0.00%	47	0	0.00%	0	0.00%	0	0.00%
Vote by Mail	2	0.22%	16	1.73%	0	0.00%	923	0	0.00%	0	0.00%	0	0.00%
Canvass	0	0.00%	0	0.00%	0	0.00%	5	0	0.00%	0	0.00%	0	0.00%
Total	2	0.21%	16	1.64%	0	0.00%	975	0	0.00%	0	0.00%	0	0.00%
0083305													
Election Day	0	0.00%	0	0.00%	0	0.00%	36	0	0.00%	0	0.00%	0	0.00%
Vote by Mail	7	1.28%	1	0.18%	0	0.00%	548	0	0.00%	0	0.00%	0	0.00%
Canvass	0	0.00%	0	0.00%	0	0.00%	5	0	0.00%	0	0.00%	0	0.00%
Total	7	1.19%	1	0.17%	0	0.00%	589	0	0.00%	0	0.00%	0	0.00%
0083357													
Election Day	0	0.00%	0	0.00%	0	0.00%	41	0	0.00%	0	0.00%	0	0.00%
Vote by Mail	5	0.99%	5	0.99%	0	0.00%	504	0	0.00%	0	0.00%	0	0.00%
Canvass	0	0.00%	0	0.00%	0	0.00%	7	0	0.00%	0	0.00%	0	0.00%
Total	5	0.91%	5	0.91%	0	0.00%	552	0	0.00%	0	0.00%	0	0.00%
0083452													
Election Day	0	0.00%	0	0.00%	0	0.00%	35	0	0.00%	0	0.00%	0	0.00%
Vote by Mail	4	0.67%	4	0.67%	0	0.00%	600	0	0.00%	0	0.00%	0	0.00%
Canvass	0	0.00%	0	0.00%	0	0.00%	2	0	0.00%	0	0.00%	0	0.00%
Total	4	0.63%	4	0.63%	0	0.00%	637	0	0.00%	0	0.00%	0	0.00%
0083511													
Election Day	0	0.00%	0	0.00%	0	0.00%	27	0	0.00%	0	0.00%	0	0.00%
Vote by Mail	3	0.60%	6	1.21%	1	0.20%	497	0	0.00%	0	0.00%	1	0.20%
Canvass	0	0.00%	0	0.00%	0	0.00%	4	0	0.00%	0	0.00%	0	0.00%
Total	3	0.57%	6	1.14%	1	0.19%	528	0	0.00%	0	0.00%	1	0.19%
0083544													
Election Day	0	0.00%	0	0.00%	0	0.00%	32	0	0.00%	0	0.00%	0	0.00%
Vote by Mail	2	0.40%	4	0.80%	0	0.00%	499	0	0.00%	0	0.00%	0	0.00%
Canvass	0	0.00%	0	0.00%	0	0.00%	4	0	0.00%	0	0.00%	0	0.00%
Total	2	0.37%	4	0.75%	0	0.00%	535	0	0.00%	0	0.00%	0	0.00%

Precinct	THUY E. HUGENS Qualified Write In		MIKI HABRYN Qualified Write In		VINCE LUNDGREN Qualified Write In		VIVEK B. MOHAN Qualified Write In	
0083213								
Election Day	0	0.00%	0	0.00%	0	0.00%	0	0.00%
Vote by Mail	0	0.00%	0	0.00%	0	0.00%	0	0.00%
Canvass	0	0.00%	0	0.00%	0	0.00%	0	0.00%
Total	0	0.00%	0	0.00%	0	0.00%	0	0.00%
0083305								
Election Day	0	0.00%	0	0.00%	0	0.00%	0	0.00%
Vote by Mail	0	0.00%	0	0.00%	0	0.00%	0	0.00%
Canvass	0	0.00%	0	0.00%	0	0.00%	0	0.00%
Total	0	0.00%	0	0.00%	0	0.00%	0	0.00%
0083357								
Election Day	0	0.00%	0	0.00%	0	0.00%	0	0.00%
Vote by Mail	0	0.00%	0	0.00%	0	0.00%	0	0.00%
Canvass	0	0.00%	0	0.00%	0	0.00%	0	0.00%
Total	0	0.00%	0	0.00%	0	0.00%	0	0.00%
0083452								
Election Day	0	0.00%	0	0.00%	0	0.00%	0	0.00%
Vote by Mail	0	0.00%	0	0.00%	0	0.00%	0	0.00%
Canvass	0	0.00%	0	0.00%	0	0.00%	0	0.00%
Total	0	0.00%	0	0.00%	0	0.00%	0	0.00%
0083511								
Election Day	0	0.00%	0	0.00%	0	0.00%	0	0.00%
Vote by Mail	0	0.00%	0	0.00%	0	0.00%	0	0.00%
Canvass	0	0.00%	0	0.00%	0	0.00%	0	0.00%
Total	0	0.00%	0	0.00%	0	0.00%	0	0.00%
0083544								
Election Day	0	0.00%	0	0.00%	0	0.00%	0	0.00%
Vote by Mail	0	0.00%	0	0.00%	0	0.00%	0	0.00%
Canvass	0	0.00%	0	0.00%	0	0.00%	0	0.00%
Total	0	0.00%	0	0.00%	0	0.00%	0	0.00%

Precinct	Times Cast	Registered Voters	Undervotes	Overvotes
0083577				
Election Day	22	1,006	1	0
Vote by Mail	595	1,006	266	1
Canvass	3	1,006	1	0
Total	620	1,006	268	1
0083900				
Election Day	2	72	0	0
Vote by Mail	57	72	9	0
Canvass	0	72	0	0
Total	59	72	9	0
0084250				
Election Day	6	192	0	0
Vote by Mail	121	192	27	0
Canvass	1	192	1	0
Total	128	192	28	0
0085145				
Election Day	0	0	0	0
Vote by Mail	0	0	0	0
Canvass	0	0	0	0
Total	0	0	0	0
0085426				
Election Day	0	4	0	0
Vote by Mail	3	4	0	0
Canvass	0	4	0	0
Total	3	4	0	0
0085914				
Election Day	0	0	0	0
Vote by Mail	0	0	0	0
Canvass	0	0	0	0
Total	0	0	0	0

Precinct	DAN KAPELOVITZ (G-P)		KEVIN K. KAUL (NPP)	
0083577				
Election Day	1	4.76%	0	0.00%
Vote by Mail	0	0.00%	0	0.00%
Canvass	0	0.00%	0	0.00%
Total	1	0.28%	0	0.00%
0083900				
Election Day	0	0.00%	0	0.00%
Vote by Mail	0	0.00%	0	0.00%
Canvass	0		0	
Total	0	0.00%	0	0.00%
0084250				
Election Day	0	0.00%	0	0.00%
Vote by Mail	1	1.06%	0	0.00%
Canvass	0		0	
Total	1	1.00%	0	0.00%
0085145				
Election Day	0		0	
Vote by Mail	0		0	
Canvass	0		0	
Total	0		0	
0085426				
Election Day	0		0	
Vote by Mail	0	0.00%	0	0.00%
Canvass	0		0	
Total	0	0.00%	0	0.00%
0085914				
Election Day	0		0	
Vote by Mail	0		0	
Canvass	0		0	
Total	0		0	

Precinct	MAJOR SINGH (NPP)		DOUG OSE (REP)		Write-in		Total Votes	ROXANNE Qualified Write In		STACY SMITH Qualified Write In		MAJOR WILLIAMS Qualified Write In	
0083577													
Election Day	0	0.00%	0	0.00%	0	0.00%	21	0	0.00%	0	0.00%	0	0.00%
Vote by Mail	0	0.00%	2	0.61%	0	0.00%	328	0	0.00%	0	0.00%	0	0.00%
Canvass	0	0.00%	0	0.00%	0	0.00%	2	0	0.00%	0	0.00%	0	0.00%
Total	0	0.00%	2	0.57%	0	0.00%	351	0	0.00%	0	0.00%	0	0.00%
0083900													
Election Day	0	0.00%	0	0.00%	0	0.00%	2	0	0.00%	0	0.00%	0	0.00%
Vote by Mail	0	0.00%	0	0.00%	0	0.00%	48	0	0.00%	0	0.00%	0	0.00%
Canvass	0		0		0		0	0		0		0	
Total	0	0.00%	0	0.00%	0	0.00%	50	0	0.00%	0	0.00%	0	0.00%
0084250													
Election Day	0	0.00%	0	0.00%	0	0.00%	6	0	0.00%	0	0.00%	0	0.00%
Vote by Mail	0	0.00%	3	3.19%	0	0.00%	94	0	0.00%	0	0.00%	0	0.00%
Canvass	0		0		0		0	0		0		0	
Total	0	0.00%	3	3.00%	0	0.00%	100	0	0.00%	0	0.00%	0	0.00%
0085145													
Election Day	0		0		0		0	0		0		0	
Vote by Mail	0		0		0		0	0		0		0	
Canvass	0		0		0		0	0		0		0	
Total	0		0		0		0	0		0		0	
0085426													
Election Day	0		0		0		0	0		0		0	
Vote by Mail	0	0.00%	0	0.00%	0	0.00%	3	0	0.00%	0	0.00%	0	0.00%
Canvass	0		0		0		0	0		0		0	
Total	0	0.00%	0	0.00%	0	0.00%	3	0	0.00%	0	0.00%	0	0.00%
0085914													
Election Day	0		0		0		0	0		0		0	
Vote by Mail	0		0		0		0	0		0		0	
Canvass	0		0		0		0	0		0		0	
Total	0		0		0		0	0		0		0	

Precinct	THUY E. HUGENS Qualified Write In		MIKI HABRYN Qualified Write In		VINCE LUNDGREN Qualified Write In		VIVEK B. MOHAN Qualified Write In	
0083577								
Election Day	0	0.00%	0	0.00%	0	0.00%	0	0.00%
Vote by Mail	0	0.00%	0	0.00%	0	0.00%	0	0.00%
Canvass	0	0.00%	0	0.00%	0	0.00%	0	0.00%
Total	0	0.00%	0	0.00%	0	0.00%	0	0.00%
0083900								
Election Day	0	0.00%	0	0.00%	0	0.00%	0	0.00%
Vote by Mail	0	0.00%	0	0.00%	0	0.00%	0	0.00%
Canvass	0		0		0		0	
Total	0	0.00%	0	0.00%	0	0.00%	0	0.00%
0084250								
Election Day	0	0.00%	0	0.00%	0	0.00%	0	0.00%
Vote by Mail	0	0.00%	0	0.00%	0	0.00%	0	0.00%
Canvass	0		0		0		0	
Total	0	0.00%	0	0.00%	0	0.00%	0	0.00%
0085145								
Election Day	0		0		0		0	
Vote by Mail	0		0		0		0	
Canvass	0		0		0		0	
Total	0		0		0		0	
0085426								
Election Day	0		0		0		0	
Vote by Mail	0	0.00%	0	0.00%	0	0.00%	0	0.00%
Canvass	0		0		0		0	
Total	0	0.00%	0	0.00%	0	0.00%	0	0.00%
0085914								
Election Day	0		0		0		0	
Vote by Mail	0		0		0		0	
Canvass	0		0		0		0	
Total	0		0		0		0	

Precinct	Times Cast	Registered Voters	Undervotes	Overvotes
0085988				
Election Day	49	1,250	6	0
Vote by Mail	887	1,250	211	0
Canvass	1	1,250	0	0
Total	937	1,250	217	0
0086376				
Election Day	4	134	0	0
Vote by Mail	77	134	15	0
Canvass	0	134	0	0
Total	81	134	15	0
0086807				
Election Day	7	294	0	0
Vote by Mail	192	294	48	0
Canvass	1	294	0	0
Total	200	294	48	0
0087126				
Election Day	0	18	0	0
Vote by Mail	16	18	2	0
Canvass	0	18	0	0
Total	16	18	2	0
0087704				
Election Day	15	347	1	0
Vote by Mail	247	347	49	0
Canvass	2	347	1	0
Total	264	347	51	0
0088515				
Election Day	86	1,917	4	0
Vote by Mail	1,201	1,917	365	1
Canvass	1	1,917	0	0
Total	1,288	1,917	369	1

Precinct	DAN KAPELOVITZ (G-P)		KEVIN K. KAUL (NPP)	
0085988				
Election Day	0	0.00%	0	0.00%
Vote by Mail	1	0.15%	0	0.00%
Canvass	0	0.00%	0	0.00%
Total	1	0.14%	0	0.00%
0086376				
Election Day	0	0.00%	0	0.00%
Vote by Mail	0	0.00%	1	1.61%
Canvass	0		0	
Total	0	0.00%	1	1.52%
0086807				
Election Day	0	0.00%	0	0.00%
Vote by Mail	0	0.00%	0	0.00%
Canvass	0	0.00%	0	0.00%
Total	0	0.00%	0	0.00%
0087126				
Election Day	0		0	
Vote by Mail	0	0.00%	0	0.00%
Canvass	0		0	
Total	0	0.00%	0	0.00%
0087704				
Election Day	0	0.00%	0	0.00%
Vote by Mail	0	0.00%	0	0.00%
Canvass	0	0.00%	0	0.00%
Total	0	0.00%	0	0.00%
0088515				
Election Day	0	0.00%	0	0.00%
Vote by Mail	0	0.00%	0	0.00%
Canvass	0	0.00%	0	0.00%
Total	0	0.00%	0	0.00%

Precinct	CHAUNCEY "SLIM" KILLENS (REP)		KEVIN KILEY (REP)		PATRICK KILPATRICK (DEM)		ANTHONY TRIMINO (REP)		JOEL VENTRESCA (DEM)		KEVIN L. FAULCONER (REP)		RHONDA FURIN (REP)	
0085988														
Election Day	0	0.00%	2	4.65%	0	0.00%	0	0.00%	0	0.00%	3	6.98%	0	0.00%
Vote by Mail	3	0.44%	42	6.21%	4	0.59%	0	0.00%	5	0.74%	48	7.10%	2	0.30%
Canvass	0	0.00%	0	0.00%	0	0.00%	0	0.00%	0	0.00%	0	0.00%	0	0.00%
Total	3	0.42%	44	6.11%	4	0.56%	0	0.00%	5	0.69%	51	7.08%	2	0.28%
0086376														
Election Day	0	0.00%	0	0.00%	0	0.00%	0	0.00%	0	0.00%	0	0.00%	0	0.00%
Vote by Mail	0	0.00%	1	1.61%	0	0.00%	0	0.00%	0	0.00%	2	3.23%	0	0.00%
Canvass	0		0		0		0		0		0		0	
Total	0	0.00%	1	1.52%	0	0.00%	0	0.00%	0	0.00%	2	3.03%	0	0.00%
0086807														
Election Day	0	0.00%	1	14.29%	0	0.00%	0	0.00%	0	0.00%	0	0.00%	0	0.00%
Vote by Mail	0	0.00%	11	7.64%	0	0.00%	0	0.00%	1	0.69%	7	4.86%	0	0.00%
Canvass	0	0.00%	0	0.00%	0	0.00%	0	0.00%	0	0.00%	0	0.00%	0	0.00%
Total	0	0.00%	12	7.89%	0	0.00%	0	0.00%	1	0.66%	7	4.61%	0	0.00%
0087126														
Election Day	0		0		0		0		0		0		0	
Vote by Mail	0	0.00%	0	0.00%	0	0.00%	0	0.00%	0	0.00%	5	35.71%	0	0.00%
Canvass	0		0		0		0		0		0		0	
Total	0	0.00%	0	0.00%	0	0.00%	0	0.00%	0	0.00%	5	35.71%	0	0.00%
0087704														
Election Day	0	0.00%	0	0.00%	0	0.00%	0	0.00%	0	0.00%	0	0.00%	0	0.00%
Vote by Mail	0	0.00%	12	6.06%	0	0.00%	0	0.00%	0	0.00%	15	7.58%	0	0.00%
Canvass	0	0.00%	0	0.00%	0	0.00%	0	0.00%	0	0.00%	0	0.00%	0	0.00%
Total	0	0.00%	12	5.63%	0	0.00%	0	0.00%	0	0.00%	15	7.04%	0	0.00%
0088515														
Election Day	0	0.00%	3	3.66%	0	0.00%	1	1.22%	0	0.00%	1	1.22%	0	0.00%
Vote by Mail	0	0.00%	38	4.55%	3	0.36%	5	0.60%	1	0.12%	59	7.07%	0	0.00%
Canvass	0	0.00%	0	0.00%	0	0.00%	0	0.00%	0	0.00%	0	0.00%	0	0.00%
Total	0	0.00%	41	4.47%	3	0.33%	6	0.65%	1	0.11%	60	6.54%	0	0.00%

Precinct	ROBERT C. NEWMAN II (REP)		DENNIS RICHTER (NPP)		BRANDON M. ROSS (DEM)		SAM L. GALLUCCI (REP)		TED GAINES (REP)		CAITLYN JENNER (REP)		LEO S. ZACKY (REP)	
0085988														
Election Day	0	0.00%	0	0.00%	0	0.00%	0	0.00%	0	0.00%	0	0.00%	0	0.00%
Vote by Mail	2	0.30%	0	0.00%	19	2.81%	0	0.00%	27	3.99%	8	1.18%	1	0.15%
Canvass	0	0.00%	0	0.00%	0	0.00%	0	0.00%	0	0.00%	0	0.00%	0	0.00%
Total	2	0.28%	0	0.00%	19	2.64%	0	0.00%	27	3.75%	8	1.11%	1	0.14%
0086376														
Election Day	0	0.00%	0	0.00%	0	0.00%	0	0.00%	0	0.00%	0	0.00%	0	0.00%
Vote by Mail	0	0.00%	0	0.00%	0	0.00%	0	0.00%	0	0.00%	3	4.84%	0	0.00%
Canvass	0		0		0		0		0		0		0	
Total	0	0.00%	0	0.00%	0	0.00%	0	0.00%	0	0.00%	3	4.55%	0	0.00%
0086807														
Election Day	0	0.00%	0	0.00%	1	14.29%	0	0.00%	0	0.00%	0	0.00%	0	0.00%
Vote by Mail	0	0.00%	0	0.00%	5	3.47%	0	0.00%	1	0.69%	1	0.69%	0	0.00%
Canvass	0	0.00%	0	0.00%	0	0.00%	0	0.00%	0	0.00%	0	0.00%	0	0.00%
Total	0	0.00%	0	0.00%	6	3.95%	0	0.00%	1	0.66%	1	0.66%	0	0.00%
0087126														
Election Day	0		0		0		0		0		0		0	
Vote by Mail	0	0.00%	0	0.00%	0	0.00%	0	0.00%	0	0.00%	0	0.00%	0	0.00%
Canvass	0		0		0		0		0		0		0	
Total	0	0.00%	0	0.00%	0	0.00%	0	0.00%	0	0.00%	0	0.00%	0	0.00%
0087704														
Election Day	0	0.00%	0	0.00%	1	7.14%	1	7.14%	0	0.00%	0	0.00%	0	0.00%
Vote by Mail	0	0.00%	0	0.00%	4	2.02%	0	0.00%	5	2.53%	2	1.01%	0	0.00%
Canvass	0	0.00%	0	0.00%	0	0.00%	0	0.00%	0	0.00%	0	0.00%	0	0.00%
Total	0	0.00%	0	0.00%	5	2.35%	1	0.47%	5	2.35%	2	0.94%	0	0.00%
0088515														
Election Day	0	0.00%	0	0.00%	1	1.22%	0	0.00%	2	2.44%	1	1.22%	0	0.00%
Vote by Mail	2	0.24%	0	0.00%	13	1.56%	0	0.00%	12	1.44%	19	2.28%	4	0.48%
Canvass	0	0.00%	0	0.00%	1	100.00%	0	0.00%	0	0.00%	0	0.00%	0	0.00%
Total	2	0.22%	0	0.00%	15	1.63%	0	0.00%	14	1.53%	20	2.18%	4	0.44%

Precinct	JENNY RAE LE ROUX (REP)		DAVID LOZANO (REP)		STEVE CHAVEZ LODGE (REP)		MICHAEL LOEBBS (NPP)		DENIS LUCEY (NPP)		DIEGO MARTINEZ (REP)		JEREMIAH "JEREMY" MARCINIAK (NPP)	
0085988														
Election Day	0	0.00%	0	0.00%	0	0.00%	0	0.00%	0	0.00%	0	0.00%	0	0.00%
Vote by Mail	0	0.00%	2	0.30%	1	0.15%	0	0.00%	0	0.00%	0	0.00%	0	0.00%
Canvass	0	0.00%	0	0.00%	0	0.00%	0	0.00%	0	0.00%	0	0.00%	0	0.00%
Total	0	0.00%	2	0.28%	1	0.14%	0	0.00%	0	0.00%	0	0.00%	0	0.00%
0086376														
Election Day	1	25.00%	0	0.00%	0	0.00%	0	0.00%	0	0.00%	0	0.00%	0	0.00%
Vote by Mail	0	0.00%	0	0.00%	0	0.00%	0	0.00%	0	0.00%	0	0.00%	0	0.00%
Canvass	0		0		0		0		0		0		0	
Total	1	1.52%	0	0.00%	0	0.00%	0	0.00%	0	0.00%	0	0.00%	0	0.00%
0086807														
Election Day	0	0.00%	0	0.00%	0	0.00%	0	0.00%	0	0.00%	0	0.00%	0	0.00%
Vote by Mail	0	0.00%	0	0.00%	4	2.78%	0	0.00%	0	0.00%	0	0.00%	0	0.00%
Canvass	0	0.00%	0	0.00%	0	0.00%	0	0.00%	0	0.00%	0	0.00%	0	0.00%
Total	0	0.00%	0	0.00%	4	2.63%	0	0.00%	0	0.00%	0	0.00%	0	0.00%
0087126														
Election Day	0		0		0		0		0		0		0	
Vote by Mail	0	0.00%	0	0.00%	0	0.00%	0	0.00%	0	0.00%	0	0.00%	0	0.00%
Canvass	0		0		0		0		0		0		0	
Total	0	0.00%	0	0.00%	0	0.00%	0	0.00%	0	0.00%	0	0.00%	0	0.00%
0087704														
Election Day	0	0.00%	0	0.00%	0	0.00%	0	0.00%	0	0.00%	0	0.00%	0	0.00%
Vote by Mail	1	0.51%	0	0.00%	1	0.51%	0	0.00%	0	0.00%	0	0.00%	0	0.00%
Canvass	0	0.00%	0	0.00%	0	0.00%	0	0.00%	0	0.00%	0	0.00%	0	0.00%
Total	1	0.47%	0	0.00%	1	0.47%	0	0.00%	0	0.00%	0	0.00%	0	0.00%
0088515														
Election Day	0	0.00%	0	0.00%	0	0.00%	0	0.00%	0	0.00%	0	0.00%	0	0.00%
Vote by Mail	3	0.36%	2	0.24%	6	0.72%	0	0.00%	0	0.00%	0	0.00%	0	0.00%
Canvass	0	0.00%	0	0.00%	0	0.00%	0	0.00%	0	0.00%	0	0.00%	0	0.00%
Total	3	0.33%	2	0.22%	6	0.65%	0	0.00%	0	0.00%	0	0.00%	0	0.00%

Precinct	DANIEL MERCURI (REP)		JACQUELINE MCGOWAN (DEM)		DAVID MOORE (NPP)		DAVID ALEXANDER BRAMANTE (REP)		HOLLY L. BAADE (DEM)		ANGELYNE (NPP)		JAMES G. HANINK (NPP)	
0085988														
Election Day	0	0.00%	0	0.00%	0	0.00%	0	0.00%	0	0.00%	0	0.00%	0	0.00%
Vote by Mail	0	0.00%	15	2.22%	0	0.00%	0	0.00%	0	0.00%	0	0.00%	0	0.00%
Canvass	0	0.00%	0	0.00%	0	0.00%	0	0.00%	0	0.00%	0	0.00%	0	0.00%
Total	0	0.00%	15	2.08%	0	0.00%	0	0.00%	0	0.00%	0	0.00%	0	0.00%
0086376														
Election Day	0	0.00%	0	0.00%	0	0.00%	0	0.00%	0	0.00%	0	0.00%	0	0.00%
Vote by Mail	0	0.00%	1	1.61%	0	0.00%	0	0.00%	0	0.00%	0	0.00%	0	0.00%
Canvass	0		0		0		0		0		0		0	
Total	0	0.00%	1	1.52%	0	0.00%	0	0.00%	0	0.00%	0	0.00%	0	0.00%
0086807														
Election Day	0	0.00%	0	0.00%	0	0.00%	0	0.00%	0	0.00%	0	0.00%	0	0.00%
Vote by Mail	1	0.69%	4	2.78%	0	0.00%	0	0.00%	0	0.00%	0	0.00%	0	0.00%
Canvass	0	0.00%	0	0.00%	0	0.00%	0	0.00%	0	0.00%	0	0.00%	0	0.00%
Total	1	0.66%	4	2.63%	0	0.00%	0	0.00%	0	0.00%	0	0.00%	0	0.00%
0087126														
Election Day	0		0		0		0		0		0		0	
Vote by Mail	0	0.00%	0	0.00%	0	0.00%	0	0.00%	0	0.00%	0	0.00%	0	0.00%
Canvass	0		0		0		0		0		0		0	
Total	0	0.00%	0	0.00%	0	0.00%	0	0.00%	0	0.00%	0	0.00%	0	0.00%
0087704														
Election Day	0	0.00%	0	0.00%	0	0.00%	0	0.00%	0	0.00%	0	0.00%	0	0.00%
Vote by Mail	1	0.51%	3	1.52%	0	0.00%	0	0.00%	4	2.02%	1	0.51%	0	0.00%
Canvass	0	0.00%	0	0.00%	0	0.00%	0	0.00%	0	0.00%	0	0.00%	0	0.00%
Total	1	0.47%	3	1.41%	0	0.00%	0	0.00%	4	1.88%	1	0.47%	0	0.00%
0088515														
Election Day	0	0.00%	2	2.44%	0	0.00%	0	0.00%	0	0.00%	0	0.00%	0	0.00%
Vote by Mail	2	0.24%	8	0.96%	0	0.00%	0	0.00%	0	0.00%	2	0.24%	2	0.24%
Canvass	0	0.00%	0	0.00%	0	0.00%	0	0.00%	0	0.00%	0	0.00%	0	0.00%
Total	2	0.22%	10	1.09%	0	0.00%	0	0.00%	0	0.00%	2	0.22%	2	0.22%

Precinct	DAVID HILLBERG (REP)		JEFF HEWITT (LIB)		JOHN R. DRAKE (DEM)		LARRY A. ELDER (REP)		KEVIN PAFFRATH (DEM)		ADAM PAPAGAN (NPP)		ARMANDO "MANDO" PEREZ- SERRATO (DEM)	
0085988														
Election Day	0	0.00%	0	0.00%	0	0.00%	35	81.40%	1	2.33%	0	0.00%	0	0.00%
Vote by Mail	0	0.00%	4	0.59%	1	0.15%	413	61.09%	23	3.40%	0	0.00%	4	0.59%
Canvass	0	0.00%	0	0.00%	0	0.00%	1	100.00%	0	0.00%	0	0.00%	0	0.00%
Total	0	0.00%	4	0.56%	1	0.14%	449	62.36%	24	3.33%	0	0.00%	4	0.56%
0086376														
Election Day	0	0.00%	0	0.00%	0	0.00%	3	75.00%	0	0.00%	0	0.00%	0	0.00%
Vote by Mail	1	1.61%	0	0.00%	0	0.00%	49	79.03%	0	0.00%	0	0.00%	0	0.00%
Canvass	0		0		0		0		0		0		0	
Total	1	1.52%	0	0.00%	0	0.00%	52	78.79%	0	0.00%	0	0.00%	0	0.00%
0086807														
Election Day	0	0.00%	0	0.00%	0	0.00%	4	57.14%	0	0.00%	0	0.00%	0	0.00%
Vote by Mail	0	0.00%	0	0.00%	0	0.00%	78	54.17%	5	3.47%	0	0.00%	10	6.94%
Canvass	0	0.00%	0	0.00%	0	0.00%	1	100.00%	0	0.00%	0	0.00%	0	0.00%
Total	0	0.00%	0	0.00%	0	0.00%	83	54.61%	5	3.29%	0	0.00%	10	6.58%
0087126														
Election Day	0		0		0		0		0		0		0	
Vote by Mail	0	0.00%	0	0.00%	0	0.00%	8	57.14%	0	0.00%	0	0.00%	0	0.00%
Canvass	0		0		0		0		0		0		0	
Total	0	0.00%	0	0.00%	0	0.00%	8	57.14%	0	0.00%	0	0.00%	0	0.00%
0087704														
Election Day	0	0.00%	0	0.00%	0	0.00%	12	85.71%	0	0.00%	0	0.00%	0	0.00%
Vote by Mail	0	0.00%	3	1.52%	0	0.00%	124	62.63%	2	1.01%	0	0.00%	0	0.00%
Canvass	0	0.00%	0	0.00%	0	0.00%	1	100.00%	0	0.00%	0	0.00%	0	0.00%
Total	0	0.00%	3	1.41%	0	0.00%	137	64.32%	2	0.94%	0	0.00%	0	0.00%
0088515														
Election Day	0	0.00%	0	0.00%	0	0.00%	66	80.49%	0	0.00%	0	0.00%	0	0.00%
Vote by Mail	0	0.00%	8	0.96%	5	0.60%	527	63.11%	47	5.63%	0	0.00%	6	0.72%
Canvass	0	0.00%	0	0.00%	0	0.00%	0	0.00%	0	0.00%	0	0.00%	0	0.00%
Total	0	0.00%	8	0.87%	5	0.54%	593	64.60%	47	5.12%	0	0.00%	6	0.65%

Precinct	JOHN COX (REP)		HEATHER COLLINS (G-P)		DANIEL WATTS (DEM)		NICKOLAS WILDSTAR (REP)		SARAH STEPHENS (REP)		DENVER STONER (REP)		JOE M. SYMMON (REP)	
0085988														
Election Day	2	4.65%	0	0.00%	0	0.00%	0	0.00%	0	0.00%	0	0.00%	0	0.00%
Vote by Mail	34	5.03%	1	0.15%	3	0.44%	0	0.00%	0	0.00%	1	0.15%	0	0.00%
Canvass	0	0.00%	0	0.00%	0	0.00%	0	0.00%	0	0.00%	0	0.00%	0	0.00%
Total	36	5.00%	1	0.14%	3	0.42%	0	0.00%	0	0.00%	1	0.14%	0	0.00%
0086376														
Election Day	0	0.00%	0	0.00%	0	0.00%	0	0.00%	0	0.00%	0	0.00%	0	0.00%
Vote by Mail	2	3.23%	0	0.00%	1	1.61%	0	0.00%	0	0.00%	1	1.61%	0	0.00%
Canvass	0		0		0		0		0		0		0	
Total	2	3.03%	0	0.00%	1	1.52%	0	0.00%	0	0.00%	1	1.52%	0	0.00%
0086807														
Election Day	1	14.29%	0	0.00%	0	0.00%	0	0.00%	0	0.00%	0	0.00%	0	0.00%
Vote by Mail	8	5.56%	1	0.69%	0	0.00%	0	0.00%	0	0.00%	2	1.39%	0	0.00%
Canvass	0	0.00%	0	0.00%	0	0.00%	0	0.00%	0	0.00%	0	0.00%	0	0.00%
Total	9	5.92%	1	0.66%	0	0.00%	0	0.00%	0	0.00%	2	1.32%	0	0.00%
0087126														
Election Day	0		0		0		0		0		0		0	
Vote by Mail	0	0.00%	0	0.00%	1	7.14%	0	0.00%	0	0.00%	0	0.00%	0	0.00%
Canvass	0		0		0		0		0		0		0	
Total	0	0.00%	0	0.00%	1	7.14%	0	0.00%	0	0.00%	0	0.00%	0	0.00%
0087704														
Election Day	0	0.00%	0	0.00%	0	0.00%	0	0.00%	0	0.00%	0	0.00%	0	0.00%
Vote by Mail	16	8.08%	0	0.00%	0	0.00%	0	0.00%	0	0.00%	0	0.00%	0	0.00%
Canvass	0	0.00%	0	0.00%	0	0.00%	0	0.00%	0	0.00%	0	0.00%	0	0.00%
Total	16	7.51%	0	0.00%	0	0.00%	0	0.00%	0	0.00%	0	0.00%	0	0.00%
0088515														
Election Day	3	3.66%	0	0.00%	1	1.22%	0	0.00%	0	0.00%	0	0.00%	0	0.00%
Vote by Mail	42	5.03%	2	0.24%	8	0.96%	0	0.00%	1	0.12%	1	0.12%	0	0.00%
Canvass	0	0.00%	0	0.00%	0	0.00%	0	0.00%	0	0.00%	0	0.00%	0	0.00%
Total	45	4.90%	2	0.22%	9	0.98%	0	0.00%	1	0.11%	1	0.11%	0	0.00%

Precinct	MAJOR SINGH (NPP)		DOUG OSE (REP)		Write-in		Total Votes	ROXANNE Qualified Write In		STACY SMITH Qualified Write In		MAJOR WILLIAMS Qualified Write In	
0085988													
Election Day	0	0.00%	0	0.00%	0	0.00%	43	0	0.00%	0	0.00%	0	0.00%
Vote by Mail	1	0.15%	11	1.63%	0	0.00%	676	0	0.00%	0	0.00%	0	0.00%
Canvass	0	0.00%	0	0.00%	0	0.00%	1	0	0.00%	0	0.00%	0	0.00%
Total	1	0.14%	11	1.53%	0	0.00%	720	0	0.00%	0	0.00%	0	0.00%
0086376													
Election Day	0	0.00%	0	0.00%	0	0.00%	4	0	0.00%	0	0.00%	0	0.00%
Vote by Mail	0	0.00%	0	0.00%	0	0.00%	62	0	0.00%	0	0.00%	0	0.00%
Canvass	0		0		0		0	0		0		0	
Total	0	0.00%	0	0.00%	0	0.00%	66	0	0.00%	0	0.00%	0	0.00%
0086807													
Election Day	0	0.00%	0	0.00%	0	0.00%	7	0	0.00%	0	0.00%	0	0.00%
Vote by Mail	0	0.00%	5	3.47%	0	0.00%	144	0	0.00%	0	0.00%	0	0.00%
Canvass	0	0.00%	0	0.00%	0	0.00%	1	0	0.00%	0	0.00%	0	0.00%
Total	0	0.00%	5	3.29%	0	0.00%	152	0	0.00%	0	0.00%	0	0.00%
0087126													
Election Day	0		0		0		0	0		0		0	
Vote by Mail	0	0.00%	0	0.00%	0	0.00%	14	0	0.00%	0	0.00%	0	0.00%
Canvass	0		0		0		0	0		0		0	
Total	0	0.00%	0	0.00%	0	0.00%	14	0	0.00%	0	0.00%	0	0.00%
0087704													
Election Day	0	0.00%	0	0.00%	0	0.00%	14	0	0.00%	0	0.00%	0	0.00%
Vote by Mail	0	0.00%	4	2.02%	0	0.00%	198	0	0.00%	0	0.00%	0	0.00%
Canvass	0	0.00%	0	0.00%	0	0.00%	1	0	0.00%	0	0.00%	0	0.00%
Total	0	0.00%	4	1.88%	0	0.00%	213	0	0.00%	0	0.00%	0	0.00%
0088515													
Election Day	0	0.00%	1	1.22%	0	0.00%	82	0	0.00%	0	0.00%	0	0.00%
Vote by Mail	0	0.00%	7	0.84%	0	0.00%	835	0	0.00%	0	0.00%	0	0.00%
Canvass	0	0.00%	0	0.00%	0	0.00%	1	0	0.00%	0	0.00%	0	0.00%
Total	0	0.00%	8	0.87%	0	0.00%	918	0	0.00%	0	0.00%	0	0.00%

Precinct	THUY E. HUGENS Qualified Write In		MIKI HABRYN Qualified Write In		VINCE LUNDGREN Qualified Write In		VIVEK B. MOHAN Qualified Write In	
0085988								
Election Day	0	0.00%	0	0.00%	0	0.00%	0	0.00%
Vote by Mail	0	0.00%	0	0.00%	0	0.00%	0	0.00%
Canvass	0	0.00%	0	0.00%	0	0.00%	0	0.00%
Total	0	0.00%	0	0.00%	0	0.00%	0	0.00%
0086376								
Election Day	0	0.00%	0	0.00%	0	0.00%	0	0.00%
Vote by Mail	0	0.00%	0	0.00%	0	0.00%	0	0.00%
Canvass	0		0		0		0	
Total	0	0.00%	0	0.00%	0	0.00%	0	0.00%
0086807								
Election Day	0	0.00%	0	0.00%	0	0.00%	0	0.00%
Vote by Mail	0	0.00%	0	0.00%	0	0.00%	0	0.00%
Canvass	0	0.00%	0	0.00%	0	0.00%	0	0.00%
Total	0	0.00%	0	0.00%	0	0.00%	0	0.00%
0087126								
Election Day	0		0		0		0	
Vote by Mail	0	0.00%	0	0.00%	0	0.00%	0	0.00%
Canvass	0		0		0		0	
Total	0	0.00%	0	0.00%	0	0.00%	0	0.00%
0087704								
Election Day	0	0.00%	0	0.00%	0	0.00%	0	0.00%
Vote by Mail	0	0.00%	0	0.00%	0	0.00%	0	0.00%
Canvass	0	0.00%	0	0.00%	0	0.00%	0	0.00%
Total	0	0.00%	0	0.00%	0	0.00%	0	0.00%
0088515								
Election Day	0	0.00%	0	0.00%	0	0.00%	0	0.00%
Vote by Mail	0	0.00%	0	0.00%	0	0.00%	0	0.00%
Canvass	0	0.00%	0	0.00%	0	0.00%	0	0.00%
Total	0	0.00%	0	0.00%	0	0.00%	0	0.00%

Precinct	Times Cast	Registered Voters	Undervotes	Overvotes
0088616				
Election Day	47	1,185	3	0
Vote by Mail	671	1,185	219	2
Canvass	4	1,185	0	0
Total	722	1,185	222	2
0088679				
Election Day	55	1,396	10	0
Vote by Mail	721	1,396	264	7
Canvass	9	1,396	2	0
Total	785	1,396	276	7
0088707				
Election Day	56	1,445	4	0
Vote by Mail	808	1,445	277	5
Canvass	4	1,445	1	0
Total	868	1,445	282	5
0088780				
Election Day	66	1,823	9	0
Vote by Mail	1,056	1,823	352	2
Canvass	7	1,823	0	0
Total	1,129	1,823	361	2
0088941				
Election Day	0	49	0	0
Vote by Mail	26	49	6	0
Canvass	0	49	0	0
Total	26	49	6	0
0089113				
Election Day	62	1,725	5	0
Vote by Mail	1,068	1,725	333	1
Canvass	3	1,725	2	0
Total	1,133	1,725	340	1

Precinct	DAN KAPELOVITZ (G-P)		KEVIN K. KAUL (NPP)	
0088616				
Election Day	0	0.00%	0	0.00%
Vote by Mail	2	0.44%	0	0.00%
Canvass	0	0.00%	0	0.00%
Total	2	0.40%	0	0.00%
0088679				
Election Day	0	0.00%	0	0.00%
Vote by Mail	2	0.44%	0	0.00%
Canvass	0	0.00%	0	0.00%
Total	2	0.40%	0	0.00%
0088707				
Election Day	0	0.00%	0	0.00%
Vote by Mail	6	1.14%	0	0.00%
Canvass	0	0.00%	0	0.00%
Total	6	1.03%	0	0.00%
0088780				
Election Day	0	0.00%	0	0.00%
Vote by Mail	3	0.43%	1	0.14%
Canvass	0	0.00%	0	0.00%
Total	3	0.39%	1	0.13%
0088941				
Election Day	0		0	
Vote by Mail	0	0.00%	0	0.00%
Canvass	0		0	
Total	0	0.00%	0	0.00%
0089113				
Election Day	0	0.00%	0	0.00%
Vote by Mail	2	0.27%	0	0.00%
Canvass	0	0.00%	0	0.00%
Total	2	0.25%	0	0.00%

Precinct	CHAUNCEY "SLIM" KILLENS (REP)		KEVIN KILEY (REP)		PATRICK KILPATRICK (DEM)		ANTHONY TRIMINO (REP)		JOEL VENTRESCA (DEM)		KEVIN L. FAULCONER (REP)		RHONDA FURIN (REP)	
0088616														
Election Day	0	0.00%	6	13.64%	0	0.00%	0	0.00%	0	0.00%	0	0.00%	0	0.00%
Vote by Mail	3	0.67%	30	6.67%	0	0.00%	0	0.00%	2	0.44%	25	5.56%	1	0.22%
Canvass	0	0.00%	0	0.00%	0	0.00%	0	0.00%	0	0.00%	0	0.00%	0	0.00%
Total	3	0.60%	36	7.23%	0	0.00%	0	0.00%	2	0.40%	25	5.02%	1	0.20%
0088679														
Election Day	0	0.00%	1	2.22%	0	0.00%	0	0.00%	0	0.00%	1	2.22%	0	0.00%
Vote by Mail	1	0.22%	15	3.33%	4	0.89%	0	0.00%	4	0.89%	22	4.89%	0	0.00%
Canvass	0	0.00%	0	0.00%	0	0.00%	0	0.00%	0	0.00%	0	0.00%	0	0.00%
Total	1	0.20%	16	3.19%	4	0.80%	0	0.00%	4	0.80%	23	4.58%	0	0.00%
0088707														
Election Day	0	0.00%	2	3.85%	0	0.00%	0	0.00%	1	1.92%	0	0.00%	0	0.00%
Vote by Mail	0	0.00%	15	2.85%	3	0.57%	1	0.19%	5	0.95%	32	6.08%	1	0.19%
Canvass	0	0.00%	0	0.00%	0	0.00%	0	0.00%	0	0.00%	0	0.00%	0	0.00%
Total	0	0.00%	17	2.93%	3	0.52%	1	0.17%	6	1.03%	32	5.51%	1	0.17%
0088780														
Election Day	0	0.00%	2	3.51%	0	0.00%	0	0.00%	0	0.00%	1	1.75%	0	0.00%
Vote by Mail	1	0.14%	33	4.70%	2	0.28%	0	0.00%	4	0.57%	36	5.13%	0	0.00%
Canvass	0	0.00%	0	0.00%	0	0.00%	0	0.00%	0	0.00%	0	0.00%	0	0.00%
Total	1	0.13%	35	4.57%	2	0.26%	0	0.00%	4	0.52%	37	4.83%	0	0.00%
0088941														
Election Day	0		0		0		0		0		0		0	
Vote by Mail	0	0.00%	0	0.00%	0	0.00%	0	0.00%	0	0.00%	0	0.00%	0	0.00%
Canvass	0		0		0		0		0		0		0	
Total	0	0.00%	0	0.00%	0	0.00%	0	0.00%	0	0.00%	0	0.00%	0	0.00%
0089113														
Election Day	0	0.00%	0	0.00%	0	0.00%	0	0.00%	0	0.00%	0	0.00%	1	1.75%
Vote by Mail	0	0.00%	46	6.27%	7	0.95%	1	0.14%	9	1.23%	58	7.90%	0	0.00%
Canvass	0	0.00%	0	0.00%	0	0.00%	0	0.00%	0	0.00%	0	0.00%	0	0.00%
Total	0	0.00%	46	5.81%	7	0.88%	1	0.13%	9	1.14%	58	7.32%	1	0.13%

Precinct	ROBERT C. NEWMAN II (REP)		DENNIS RICHTER (NPP)		BRANDON M. ROSS (DEM)		SAM L. GALLUCCI (REP)		TED GAINES (REP)		CAITLYN JENNER (REP)		LEO S. ZACKY (REP)	
0088616														
Election Day	0	0.00%	0	0.00%	1	2.27%	1	2.27%	1	2.27%	0	0.00%	0	0.00%
Vote by Mail	1	0.22%	0	0.00%	9	2.00%	6	1.33%	13	2.89%	3	0.67%	2	0.44%
Canvass	0	0.00%	0	0.00%	0	0.00%	0	0.00%	0	0.00%	0	0.00%	0	0.00%
Total	1	0.20%	0	0.00%	10	2.01%	7	1.41%	14	2.81%	3	0.60%	2	0.40%
0088679														
Election Day	0	0.00%	0	0.00%	2	4.44%	0	0.00%	1	2.22%	0	0.00%	0	0.00%
Vote by Mail	3	0.67%	0	0.00%	4	0.89%	0	0.00%	10	2.22%	7	1.56%	1	0.22%
Canvass	1	14.29%	0	0.00%	1	14.29%	0	0.00%	0	0.00%	0	0.00%	0	0.00%
Total	4	0.80%	0	0.00%	7	1.39%	0	0.00%	11	2.19%	7	1.39%	1	0.20%
0088707														
Election Day	1	1.92%	0	0.00%	2	3.85%	0	0.00%	1	1.92%	1	1.92%	0	0.00%
Vote by Mail	1	0.19%	0	0.00%	22	4.18%	1	0.19%	13	2.47%	9	1.71%	1	0.19%
Canvass	0	0.00%	0	0.00%	0	0.00%	0	0.00%	0	0.00%	0	0.00%	0	0.00%
Total	2	0.34%	0	0.00%	24	4.13%	1	0.17%	14	2.41%	10	1.72%	1	0.17%
0088780														
Election Day	2	3.51%	0	0.00%	0	0.00%	0	0.00%	1	1.75%	0	0.00%	0	0.00%
Vote by Mail	2	0.28%	1	0.14%	10	1.42%	5	0.71%	6	0.85%	6	0.85%	1	0.14%
Canvass	0	0.00%	0	0.00%	1	14.29%	0	0.00%	0	0.00%	0	0.00%	0	0.00%
Total	4	0.52%	1	0.13%	11	1.44%	5	0.65%	7	0.91%	6	0.78%	1	0.13%
0088941														
Election Day	0		0		0		0		0		0		0	
Vote by Mail	0	0.00%	0	0.00%	0	0.00%	0	0.00%	3	15.00%	0	0.00%	0	0.00%
Canvass	0		0		0		0		0		0		0	
Total	0	0.00%	0	0.00%	0	0.00%	0	0.00%	3	15.00%	0	0.00%	0	0.00%
0089113														
Election Day	0	0.00%	0	0.00%	0	0.00%	0	0.00%	0	0.00%	0	0.00%	0	0.00%
Vote by Mail	1	0.14%	0	0.00%	27	3.68%	0	0.00%	21	2.86%	6	0.82%	3	0.41%
Canvass	0	0.00%	0	0.00%	0	0.00%	0	0.00%	0	0.00%	0	0.00%	0	0.00%
Total	1	0.13%	0	0.00%	27	3.41%	0	0.00%	21	2.65%	6	0.76%	3	0.38%

Precinct	JENNY RAE LE ROUX (REP)		DAVID LOZANO (REP)		STEVE CHAVEZ LODGE (REP)		MICHAEL LOEBBS (NPP)		DENIS LUCEY (NPP)		DIEGO MARTINEZ (REP)		JEREMIAH "JEREMY" MARCINIAK (NPP)	
0088616														
Election Day	0	0.00%	0	0.00%	0	0.00%	0	0.00%	0	0.00%	0	0.00%	0	0.00%
Vote by Mail	1	0.22%	0	0.00%	2	0.44%	1	0.22%	0	0.00%	0	0.00%	0	0.00%
Canvass	0	0.00%	0	0.00%	0	0.00%	0	0.00%	0	0.00%	0	0.00%	0	0.00%
Total	1	0.20%	0	0.00%	2	0.40%	1	0.20%	0	0.00%	0	0.00%	0	0.00%
0088679														
Election Day	0	0.00%	0	0.00%	0	0.00%	0	0.00%	0	0.00%	0	0.00%	0	0.00%
Vote by Mail	1	0.22%	1	0.22%	0	0.00%	0	0.00%	1	0.22%	0	0.00%	1	0.22%
Canvass	0	0.00%	0	0.00%	0	0.00%	0	0.00%	0	0.00%	0	0.00%	0	0.00%
Total	1	0.20%	1	0.20%	0	0.00%	0	0.00%	1	0.20%	0	0.00%	1	0.20%
0088707														
Election Day	0	0.00%	0	0.00%	0	0.00%	0	0.00%	0	0.00%	0	0.00%	0	0.00%
Vote by Mail	1	0.19%	1	0.19%	1	0.19%	0	0.00%	0	0.00%	0	0.00%	0	0.00%
Canvass	0	0.00%	0	0.00%	0	0.00%	0	0.00%	0	0.00%	0	0.00%	0	0.00%
Total	1	0.17%	1	0.17%	1	0.17%	0	0.00%	0	0.00%	0	0.00%	0	0.00%
0088780														
Election Day	0	0.00%	0	0.00%	1	1.75%	0	0.00%	0	0.00%	0	0.00%	0	0.00%
Vote by Mail	1	0.14%	1	0.14%	3	0.43%	0	0.00%	0	0.00%	0	0.00%	0	0.00%
Canvass	0	0.00%	0	0.00%	0	0.00%	0	0.00%	0	0.00%	0	0.00%	0	0.00%
Total	1	0.13%	1	0.13%	4	0.52%	0	0.00%	0	0.00%	0	0.00%	0	0.00%
0088941														
Election Day	0		0		0		0		0		0		0	
Vote by Mail	0	0.00%	0	0.00%	0	0.00%	0	0.00%	0	0.00%	0	0.00%	0	0.00%
Canvass	0		0		0		0		0		0		0	
Total	0	0.00%	0	0.00%	0	0.00%	0	0.00%	0	0.00%	0	0.00%	0	0.00%
0089113														
Election Day	0	0.00%	0	0.00%	0	0.00%	0	0.00%	0	0.00%	0	0.00%	0	0.00%
Vote by Mail	1	0.14%	0	0.00%	3	0.41%	0	0.00%	0	0.00%	1	0.14%	0	0.00%
Canvass	0	0.00%	0	0.00%	0	0.00%	0	0.00%	0	0.00%	0	0.00%	0	0.00%
Total	1	0.13%	0	0.00%	3	0.38%	0	0.00%	0	0.00%	1	0.13%	0	0.00%

Precinct	DANIEL MERCURI (REP)		JACQUELINE MCGOWAN (DEM)		DAVID MOORE (NPP)		DAVID ALEXANDER BRAMANTE (REP)		HOLLY L. BAADE (DEM)		ANGELYNE (NPP)		JAMES G. HANINK (NPP)	
0088616														
Election Day	0	0.00%	0	0.00%	0	0.00%	0	0.00%	0	0.00%	0	0.00%	0	0.00%
Vote by Mail	2	0.44%	11	2.44%	1	0.22%	0	0.00%	1	0.22%	0	0.00%	0	0.00%
Canvass	0	0.00%	0	0.00%	0	0.00%	0	0.00%	0	0.00%	0	0.00%	0	0.00%
Total	2	0.40%	11	2.21%	1	0.20%	0	0.00%	1	0.20%	0	0.00%	0	0.00%
0088679														
Election Day	1	2.22%	1	2.22%	0	0.00%	0	0.00%	0	0.00%	0	0.00%	0	0.00%
Vote by Mail	0	0.00%	11	2.44%	2	0.44%	1	0.22%	2	0.44%	2	0.44%	1	0.22%
Canvass	0	0.00%	0	0.00%	0	0.00%	0	0.00%	0	0.00%	0	0.00%	0	0.00%
Total	1	0.20%	12	2.39%	2	0.40%	1	0.20%	2	0.40%	2	0.40%	1	0.20%
0088707														
Election Day	0	0.00%	1	1.92%	0	0.00%	0	0.00%	0	0.00%	1	1.92%	0	0.00%
Vote by Mail	1	0.19%	10	1.90%	1	0.19%	0	0.00%	3	0.57%	1	0.19%	0	0.00%
Canvass	0	0.00%	0	0.00%	0	0.00%	0	0.00%	0	0.00%	0	0.00%	0	0.00%
Total	1	0.17%	11	1.89%	1	0.17%	0	0.00%	3	0.52%	2	0.34%	0	0.00%
0088780														
Election Day	0	0.00%	0	0.00%	0	0.00%	0	0.00%	1	1.75%	0	0.00%	0	0.00%
Vote by Mail	0	0.00%	17	2.42%	4	0.57%	0	0.00%	3	0.43%	1	0.14%	0	0.00%
Canvass	0	0.00%	0	0.00%	0	0.00%	0	0.00%	0	0.00%	0	0.00%	0	0.00%
Total	0	0.00%	17	2.22%	4	0.52%	0	0.00%	4	0.52%	1	0.13%	0	0.00%
0088941														
Election Day	0		0		0		0		0		0		0	
Vote by Mail	0	0.00%	0	0.00%	0	0.00%	0	0.00%	0	0.00%	0	0.00%	0	0.00%
Canvass	0		0		0		0		0		0		0	
Total	0	0.00%	0	0.00%	0	0.00%	0	0.00%	0	0.00%	0	0.00%	0	0.00%
0089113														
Election Day	0	0.00%	0	0.00%	1	1.75%	0	0.00%	1	1.75%	0	0.00%	0	0.00%
Vote by Mail	1	0.14%	18	2.45%	3	0.41%	2	0.27%	12	1.63%	0	0.00%	0	0.00%
Canvass	0	0.00%	0	0.00%	0	0.00%	0	0.00%	0	0.00%	0	0.00%	0	0.00%
Total	1	0.13%	18	2.27%	4	0.51%	2	0.25%	13	1.64%	0	0.00%	0	0.00%

Precinct	DAVID HILLBERG (REP)		JEFF HEWITT (LIB)		JOHN R. DRAKE (DEM)		LARRY A. ELDER (REP)		KEVIN PAFFRATH (DEM)		ADAM PAPAGAN (NPP)		ARMANDO "MANDO" PEREZ- SERRATO (DEM)	
0088616														
Election Day	0	0.00%	0	0.00%	0	0.00%	33	75.00%	0	0.00%	0	0.00%	0	0.00%
Vote by Mail	0	0.00%	2	0.44%	3	0.67%	268	59.56%	17	3.78%	2	0.44%	1	0.22%
Canvass	0	0.00%	0	0.00%	0	0.00%	4	100.00%	0	0.00%	0	0.00%	0	0.00%
Total	0	0.00%	2	0.40%	3	0.60%	305	61.24%	17	3.41%	2	0.40%	1	0.20%
0088679														
Election Day	0	0.00%	0	0.00%	0	0.00%	36	80.00%	2	4.44%	0	0.00%	0	0.00%
Vote by Mail	0	0.00%	2	0.44%	1	0.22%	256	56.89%	28	6.22%	0	0.00%	13	2.89%
Canvass	0	0.00%	0	0.00%	0	0.00%	3	42.86%	1	14.29%	0	0.00%	0	0.00%
Total	0	0.00%	2	0.40%	1	0.20%	295	58.76%	31	6.18%	0	0.00%	13	2.59%
0088707														
Election Day	0	0.00%	0	0.00%	0	0.00%	39	75.00%	2	3.85%	0	0.00%	0	0.00%
Vote by Mail	0	0.00%	6	1.14%	3	0.57%	294	55.89%	37	7.03%	0	0.00%	8	1.52%
Canvass	0	0.00%	0	0.00%	0	0.00%	3	100.00%	0	0.00%	0	0.00%	0	0.00%
Total	0	0.00%	6	1.03%	3	0.52%	336	57.83%	39	6.71%	0	0.00%	8	1.38%
0088780														
Election Day	0	0.00%	0	0.00%	0	0.00%	47	82.46%	1	1.75%	0	0.00%	0	0.00%
Vote by Mail	0	0.00%	3	0.43%	3	0.43%	443	63.11%	45	6.41%	0	0.00%	8	1.14%
Canvass	0	0.00%	0	0.00%	0	0.00%	5	71.43%	0	0.00%	0	0.00%	0	0.00%
Total	0	0.00%	3	0.39%	3	0.39%	495	64.62%	46	6.01%	0	0.00%	8	1.04%
0088941														
Election Day	0		0		0		0		0		0		0	
Vote by Mail	0	0.00%	0	0.00%	0	0.00%	12	60.00%	0	0.00%	0	0.00%	0	0.00%
Canvass	0		0		0		0		0		0		0	
Total	0	0.00%	0	0.00%	0	0.00%	12	60.00%	0	0.00%	0	0.00%	0	0.00%
0089113														
Election Day	0	0.00%	0	0.00%	0	0.00%	48	84.21%	1	1.75%	0	0.00%	1	1.75%
Vote by Mail	0	0.00%	1	0.14%	3	0.41%	377	51.36%	46	6.27%	0	0.00%	13	1.77%
Canvass	0	0.00%	0	0.00%	0	0.00%	0	0.00%	0	0.00%	0	0.00%	1	100.00%
Total	0	0.00%	1	0.13%	3	0.38%	425	53.66%	47	5.93%	0	0.00%	15	1.89%

Precinct	JOHN COX (REP)		HEATHER COLLINS (G-P)		DANIEL WATTS (DEM)		NICKOLAS WILDSTAR (REP)		SARAH STEPHENS (REP)		DENVER STONER (REP)		JOE M. SYMMON (REP)	
0088616														
Election Day	0	0.00%	0	0.00%	2	4.55%	0	0.00%	0	0.00%	0	0.00%	0	0.00%
Vote by Mail	27	6.00%	1	0.22%	4	0.89%	0	0.00%	0	0.00%	1	0.22%	0	0.00%
Canvass	0	0.00%	0	0.00%	0	0.00%	0	0.00%	0	0.00%	0	0.00%	0	0.00%
Total	27	5.42%	1	0.20%	6	1.20%	0	0.00%	0	0.00%	1	0.20%	0	0.00%
0088679														
Election Day	0	0.00%	0	0.00%	0	0.00%	0	0.00%	0	0.00%	0	0.00%	0	0.00%
Vote by Mail	34	7.56%	1	0.22%	9	2.00%	0	0.00%	1	0.22%	3	0.67%	0	0.00%
Canvass	1	14.29%	0	0.00%	0	0.00%	0	0.00%	0	0.00%	0	0.00%	0	0.00%
Total	35	6.97%	1	0.20%	9	1.79%	0	0.00%	1	0.20%	3	0.60%	0	0.00%
0088707														
Election Day	1	1.92%	0	0.00%	0	0.00%	0	0.00%	0	0.00%	0	0.00%	0	0.00%
Vote by Mail	31	5.89%	1	0.19%	12	2.28%	0	0.00%	0	0.00%	2	0.38%	0	0.00%
Canvass	0	0.00%	0	0.00%	0	0.00%	0	0.00%	0	0.00%	0	0.00%	0	0.00%
Total	32	5.51%	1	0.17%	12	2.07%	0	0.00%	0	0.00%	2	0.34%	0	0.00%
0088780														
Election Day	0	0.00%	0	0.00%	0	0.00%	0	0.00%	0	0.00%	0	0.00%	0	0.00%
Vote by Mail	38	5.41%	0	0.00%	7	1.00%	1	0.14%	2	0.28%	0	0.00%	0	0.00%
Canvass	0	0.00%	0	0.00%	1	14.29%	0	0.00%	0	0.00%	0	0.00%	0	0.00%
Total	38	4.96%	0	0.00%	8	1.04%	1	0.13%	2	0.26%	0	0.00%	0	0.00%
0088941														
Election Day	0		0		0		0		0		0		0	
Vote by Mail	0	0.00%	0	0.00%	4	20.00%	0	0.00%	0	0.00%	0	0.00%	0	0.00%
Canvass	0		0		0		0		0		0		0	
Total	0	0.00%	0	0.00%	4	20.00%	0	0.00%	0	0.00%	0	0.00%	0	0.00%
0089113														
Election Day	3	5.26%	0	0.00%	0	0.00%	0	0.00%	0	0.00%	0	0.00%	0	0.00%
Vote by Mail	46	6.27%	5	0.68%	5	0.68%	0	0.00%	0	0.00%	1	0.14%	0	0.00%
Canvass	0	0.00%	0	0.00%	0	0.00%	0	0.00%	0	0.00%	0	0.00%	0	0.00%
Total	49	6.19%	5	0.63%	5	0.63%	0	0.00%	0	0.00%	1	0.13%	0	0.00%

Precinct	MAJOR SINGH (NPP)		DOUG OSE (REP)		Write-in		Total Votes	ROXANNE Qualified Write In		STACY SMITH Qualified Write In		MAJOR WILLIAMS Qualified Write In	
0088616													
Election Day	0	0.00%	0	0.00%	0	0.00%	44	0	0.00%	0	0.00%	0	0.00%
Vote by Mail	0	0.00%	8	1.78%	0	0.00%	450	0	0.00%	0	0.00%	0	0.00%
Canvass	0	0.00%	0	0.00%	0	0.00%	4	0	0.00%	0	0.00%	0	0.00%
Total	0	0.00%	8	1.61%	0	0.00%	498	0	0.00%	0	0.00%	0	0.00%
0088679													
Election Day	0	0.00%	0	0.00%	0	0.00%	45	0	0.00%	0	0.00%	0	0.00%
Vote by Mail	2	0.44%	4	0.89%	0	0.00%	450	0	0.00%	0	0.00%	0	0.00%
Canvass	0	0.00%	0	0.00%	0	0.00%	7	0	0.00%	0	0.00%	0	0.00%
Total	2	0.40%	4	0.80%	0	0.00%	502	0	0.00%	0	0.00%	0	0.00%
0088707													
Election Day	0	0.00%	0	0.00%	0	0.00%	52	0	0.00%	0	0.00%	0	0.00%
Vote by Mail	0	0.00%	3	0.57%	0	0.00%	526	0	0.00%	0	0.00%	0	0.00%
Canvass	0	0.00%	0	0.00%	0	0.00%	3	0	0.00%	0	0.00%	0	0.00%
Total	0	0.00%	3	0.52%	0	0.00%	581	0	0.00%	0	0.00%	0	0.00%
0088780													
Election Day	0	0.00%	1	1.75%	0	0.00%	57	0	0.00%	0	0.00%	0	0.00%
Vote by Mail	0	0.00%	10	1.42%	1	0.14%	702	0	0.00%	0	0.00%	1	0.14%
Canvass	0	0.00%	0	0.00%	0	0.00%	7	0	0.00%	0	0.00%	0	0.00%
Total	0	0.00%	11	1.44%	1	0.13%	766	0	0.00%	0	0.00%	1	0.13%
0088941													
Election Day	0		0		0		0	0		0		0	
Vote by Mail	0	0.00%	1	5.00%	0	0.00%	20	0	0.00%	0	0.00%	0	0.00%
Canvass	0		0		0		0	0		0		0	
Total	0	0.00%	1	5.00%	0	0.00%	20	0	0.00%	0	0.00%	0	0.00%
0089113													
Election Day	0	0.00%	0	0.00%	1	1.75%	57	0	0.00%	0	0.00%	1	1.75%
Vote by Mail	6	0.82%	9	1.23%	0	0.00%	734	0	0.00%	0	0.00%	0	0.00%
Canvass	0	0.00%	0	0.00%	0	0.00%	1	0	0.00%	0	0.00%	0	0.00%
Total	6	0.76%	9	1.14%	1	0.13%	792	0	0.00%	0	0.00%	1	0.13%

Precinct	THUY E. HUGENS Qualified Write In		MIKI HABRYN Qualified Write In		VINCE LUNDGREN Qualified Write In		VIVEK B. MOHAN Qualified Write In	
0088616								
Election Day	0	0.00%	0	0.00%	0	0.00%	0	0.00%
Vote by Mail	0	0.00%	0	0.00%	0	0.00%	0	0.00%
Canvass	0	0.00%	0	0.00%	0	0.00%	0	0.00%
Total	0	0.00%	0	0.00%	0	0.00%	0	0.00%
0088679								
Election Day	0	0.00%	0	0.00%	0	0.00%	0	0.00%
Vote by Mail	0	0.00%	0	0.00%	0	0.00%	0	0.00%
Canvass	0	0.00%	0	0.00%	0	0.00%	0	0.00%
Total	0	0.00%	0	0.00%	0	0.00%	0	0.00%
0088707								
Election Day	0	0.00%	0	0.00%	0	0.00%	0	0.00%
Vote by Mail	0	0.00%	0	0.00%	0	0.00%	0	0.00%
Canvass	0	0.00%	0	0.00%	0	0.00%	0	0.00%
Total	0	0.00%	0	0.00%	0	0.00%	0	0.00%
0088780								
Election Day	0	0.00%	0	0.00%	0	0.00%	0	0.00%
Vote by Mail	0	0.00%	0	0.00%	0	0.00%	0	0.00%
Canvass	0	0.00%	0	0.00%	0	0.00%	0	0.00%
Total	0	0.00%	0	0.00%	0	0.00%	0	0.00%
0088941								
Election Day	0		0		0		0	
Vote by Mail	0	0.00%	0	0.00%	0	0.00%	0	0.00%
Canvass	0		0		0		0	
Total	0	0.00%	0	0.00%	0	0.00%	0	0.00%
0089113								
Election Day	0	0.00%	0	0.00%	0	0.00%	0	0.00%
Vote by Mail	0	0.00%	0	0.00%	0	0.00%	0	0.00%
Canvass	0	0.00%	0	0.00%	0	0.00%	0	0.00%
Total	0	0.00%	0	0.00%	0	0.00%	0	0.00%

Precinct	Times Cast	Registered Voters	Undervotes	Overvotes
0089238				
Election Day	56	1,432	2	0
Vote by Mail	843	1,432	256	5
Canvass	5	1,432	1	0
Total	904	1,432	259	5
0089266				
Election Day	82	1,504	6	0
Vote by Mail	1,009	1,504	263	0
Canvass	3	1,504	2	0
Total	1,094	1,504	271	0
0089347				
Election Day	50	1,564	2	0
Vote by Mail	1,023	1,564	275	1
Canvass	11	1,564	0	0
Total	1,084	1,564	277	1
0089521				
Election Day	0	37	0	0
Vote by Mail	28	37	21	0
Canvass	0	37	0	0
Total	28	37	21	0
0089702				
Election Day	2	111	0	0
Vote by Mail	84	111	22	0
Canvass	0	111	0	0
Total	86	111	22	0
0091534				
Election Day	106	1,865	8	0
Vote by Mail	1,305	1,865	284	0
Canvass	10	1,865	0	0
Total	1,421	1,865	292	0

Precinct	DAN KAPELOVITZ (G-P)		KEVIN K. KAUL (NPP)	
0089238				
Election Day	0	0.00%	0	0.00%
Vote by Mail	2	0.34%	0	0.00%
Canvass	0	0.00%	0	0.00%
Total	2	0.31%	0	0.00%
0089266				
Election Day	0	0.00%	0	0.00%
Vote by Mail	3	0.40%	1	0.13%
Canvass	0	0.00%	0	0.00%
Total	3	0.36%	1	0.12%
0089347				
Election Day	0	0.00%	0	0.00%
Vote by Mail	11	1.47%	1	0.13%
Canvass	0	0.00%	0	0.00%
Total	11	1.36%	1	0.12%
0089521				
Election Day	0		0	
Vote by Mail	0	0.00%	0	0.00%
Canvass	0		0	
Total	0	0.00%	0	0.00%
0089702				
Election Day	0	0.00%	0	0.00%
Vote by Mail	0	0.00%	0	0.00%
Canvass	0		0	
Total	0	0.00%	0	0.00%
0091534				
Election Day	1	1.02%	0	0.00%
Vote by Mail	3	0.29%	0	0.00%
Canvass	0	0.00%	0	0.00%
Total	4	0.35%	0	0.00%

Precinct	CHAUNCEY "SLIM" KILLENS (REP)		KEVIN KILEY (REP)		PATRICK KILPATRICK (DEM)		ANTHONY TRIMINO (REP)		JOEL VENTRESCA (DEM)		KEVIN L. FAULCONER (REP)		RHONDA FURIN (REP)	
0089238														
Election Day	0	0.00%	4	7.41%	0	0.00%	0	0.00%	0	0.00%	0	0.00%	1	1.85%
Vote by Mail	0	0.00%	27	4.64%	4	0.69%	0	0.00%	4	0.69%	35	6.01%	0	0.00%
Canvass	0	0.00%	0	0.00%	0	0.00%	0	0.00%	0	0.00%	0	0.00%	0	0.00%
Total	0	0.00%	31	4.84%	4	0.63%	0	0.00%	4	0.63%	35	5.47%	1	0.16%
0089266														
Election Day	0	0.00%	2	2.63%	0	0.00%	0	0.00%	0	0.00%	2	2.63%	2	2.63%
Vote by Mail	1	0.13%	48	6.43%	0	0.00%	1	0.13%	12	1.61%	45	6.03%	0	0.00%
Canvass	0	0.00%	0	0.00%	0	0.00%	0	0.00%	0	0.00%	0	0.00%	0	0.00%
Total	1	0.12%	50	6.08%	0	0.00%	1	0.12%	12	1.46%	47	5.71%	2	0.24%
0089347														
Election Day	0	0.00%	5	10.42%	0	0.00%	0	0.00%	0	0.00%	0	0.00%	0	0.00%
Vote by Mail	0	0.00%	37	4.95%	1	0.13%	8	1.07%	5	0.67%	57	7.63%	1	0.13%
Canvass	0	0.00%	0	0.00%	0	0.00%	0	0.00%	0	0.00%	0	0.00%	0	0.00%
Total	0	0.00%	42	5.21%	1	0.12%	8	0.99%	5	0.62%	57	7.07%	1	0.12%
0089521														
Election Day	0		0		0		0		0		0		0	
Vote by Mail	0	0.00%	2	28.57%	0	0.00%	0	0.00%	0	0.00%	0	0.00%	0	0.00%
Canvass	0		0		0		0		0		0		0	
Total	0	0.00%	2	28.57%	0	0.00%	0	0.00%	0	0.00%	0	0.00%	0	0.00%
0089702														
Election Day	0	0.00%	0	0.00%	0	0.00%	0	0.00%	0	0.00%	0	0.00%	0	0.00%
Vote by Mail	0	0.00%	1	1.61%	0	0.00%	0	0.00%	0	0.00%	4	6.45%	0	0.00%
Canvass	0		0		0		0		0		0		0	
Total	0	0.00%	1	1.56%	0	0.00%	0	0.00%	0	0.00%	4	6.25%	0	0.00%
0091534														
Election Day	0	0.00%	5	5.10%	0	0.00%	0	0.00%	1	1.02%	3	3.06%	1	1.02%
Vote by Mail	0	0.00%	60	5.88%	5	0.49%	1	0.10%	11	1.08%	75	7.35%	0	0.00%
Canvass	0	0.00%	0	0.00%	0	0.00%	0	0.00%	0	0.00%	2	20.00%	0	0.00%
Total	0	0.00%	65	5.76%	5	0.44%	1	0.09%	12	1.06%	80	7.09%	1	0.09%

Precinct	ROBERT C. NEWMAN II (REP)		DENNIS RICHTER (NPP)		BRANDON M. ROSS (DEM)		SAM L. GALLUCCI (REP)		TED GAINES (REP)		CAITLYN JENNER (REP)		LEO S. ZACKY (REP)	
0089238														
Election Day	0	0.00%	0	0.00%	1	1.85%	0	0.00%	0	0.00%	0	0.00%	1	1.85%
Vote by Mail	2	0.34%	0	0.00%	19	3.26%	4	0.69%	10	1.72%	6	1.03%	4	0.69%
Canvass	0	0.00%	0	0.00%	1	25.00%	0	0.00%	0	0.00%	0	0.00%	0	0.00%
Total	2	0.31%	0	0.00%	21	3.28%	4	0.63%	10	1.56%	6	0.94%	5	0.78%
0089266														
Election Day	1	1.32%	0	0.00%	0	0.00%	0	0.00%	1	1.32%	2	2.63%	1	1.32%
Vote by Mail	1	0.13%	0	0.00%	18	2.41%	0	0.00%	9	1.21%	9	1.21%	0	0.00%
Canvass	0	0.00%	0	0.00%	0	0.00%	0	0.00%	0	0.00%	0	0.00%	0	0.00%
Total	2	0.24%	0	0.00%	18	2.19%	0	0.00%	10	1.22%	11	1.34%	1	0.12%
0089347														
Election Day	0	0.00%	0	0.00%	1	2.08%	0	0.00%	0	0.00%	0	0.00%	0	0.00%
Vote by Mail	6	0.80%	1	0.13%	28	3.75%	1	0.13%	7	0.94%	8	1.07%	1	0.13%
Canvass	0	0.00%	0	0.00%	0	0.00%	0	0.00%	0	0.00%	0	0.00%	0	0.00%
Total	6	0.74%	1	0.12%	29	3.60%	1	0.12%	7	0.87%	8	0.99%	1	0.12%
0089521														
Election Day	0		0		0		0		0		0		0	
Vote by Mail	0	0.00%	0	0.00%	0	0.00%	0	0.00%	0	0.00%	0	0.00%	0	0.00%
Canvass	0		0		0		0		0		0		0	
Total	0	0.00%	0	0.00%	0	0.00%	0	0.00%	0	0.00%	0	0.00%	0	0.00%
0089702														
Election Day	0	0.00%	0	0.00%	0	0.00%	0	0.00%	0	0.00%	0	0.00%	0	0.00%
Vote by Mail	0	0.00%	0	0.00%	1	1.61%	0	0.00%	2	3.23%	1	1.61%	1	1.61%
Canvass	0		0		0		0		0		0		0	
Total	0	0.00%	0	0.00%	1	1.56%	0	0.00%	2	3.13%	1	1.56%	1	1.56%
0091534														
Election Day	0	0.00%	0	0.00%	0	0.00%	0	0.00%	0	0.00%	0	0.00%	0	0.00%
Vote by Mail	0	0.00%	2	0.20%	16	1.57%	0	0.00%	20	1.96%	7	0.69%	3	0.29%
Canvass	0	0.00%	0	0.00%	0	0.00%	0	0.00%	0	0.00%	0	0.00%	0	0.00%
Total	0	0.00%	2	0.18%	16	1.42%	0	0.00%	20	1.77%	7	0.62%	3	0.27%

Precinct	JENNY RAE LE ROUX (REP)		DAVID LOZANO (REP)		STEVE CHAVEZ LODGE (REP)		MICHAEL LOEBBS (NPP)		DENIS LUCEY (NPP)		DIEGO MARTINEZ (REP)		JEREMIAH "JEREMY" MARCINIAK (NPP)	
0089238														
Election Day	0	0.00%	0	0.00%	0	0.00%	0	0.00%	0	0.00%	0	0.00%	0	0.00%
Vote by Mail	0	0.00%	1	0.17%	2	0.34%	1	0.17%	0	0.00%	0	0.00%	2	0.34%
Canvass	0	0.00%	0	0.00%	0	0.00%	0	0.00%	0	0.00%	0	0.00%	0	0.00%
Total	0	0.00%	1	0.16%	2	0.31%	1	0.16%	0	0.00%	0	0.00%	2	0.31%
0089266														
Election Day	0	0.00%	0	0.00%	0	0.00%	0	0.00%	0	0.00%	0	0.00%	0	0.00%
Vote by Mail	0	0.00%	2	0.27%	1	0.13%	0	0.00%	0	0.00%	0	0.00%	0	0.00%
Canvass	0	0.00%	0	0.00%	0	0.00%	0	0.00%	0	0.00%	0	0.00%	0	0.00%
Total	0	0.00%	2	0.24%	1	0.12%	0	0.00%	0	0.00%	0	0.00%	0	0.00%
0089347														
Election Day	0	0.00%	0	0.00%	0	0.00%	0	0.00%	0	0.00%	0	0.00%	0	0.00%
Vote by Mail	1	0.13%	1	0.13%	2	0.27%	1	0.13%	0	0.00%	0	0.00%	0	0.00%
Canvass	0	0.00%	0	0.00%	0	0.00%	0	0.00%	0	0.00%	0	0.00%	0	0.00%
Total	1	0.12%	1	0.12%	2	0.25%	1	0.12%	0	0.00%	0	0.00%	0	0.00%
0089521														
Election Day	0		0		0		0		0		0		0	
Vote by Mail	0	0.00%	0	0.00%	0	0.00%	0	0.00%	0	0.00%	0	0.00%	0	0.00%
Canvass	0		0		0		0		0		0		0	
Total	0	0.00%	0	0.00%	0	0.00%	0	0.00%	0	0.00%	0	0.00%	0	0.00%
0089702														
Election Day	0	0.00%	0	0.00%	0	0.00%	0	0.00%	0	0.00%	0	0.00%	0	0.00%
Vote by Mail	0	0.00%	0	0.00%	0	0.00%	0	0.00%	0	0.00%	0	0.00%	0	0.00%
Canvass	0		0		0		0		0		0		0	
Total	0	0.00%	0	0.00%	0	0.00%	0	0.00%	0	0.00%	0	0.00%	0	0.00%
0091534														
Election Day	0	0.00%	0	0.00%	0	0.00%	0	0.00%	0	0.00%	0	0.00%	0	0.00%
Vote by Mail	2	0.20%	0	0.00%	3	0.29%	1	0.10%	0	0.00%	0	0.00%	0	0.00%
Canvass	0	0.00%	0	0.00%	0	0.00%	0	0.00%	0	0.00%	0	0.00%	0	0.00%
Total	2	0.18%	0	0.00%	3	0.27%	1	0.09%	0	0.00%	0	0.00%	0	0.00%

Precinct	DANIEL MERCURI (REP)		JACQUELINE MCGOWAN (DEM)		DAVID MOORE (NPP)		DAVID ALEXANDER BRAMANTE (REP)		HOLLY L. BAADE (DEM)		ANGELYNE (NPP)		JAMES G. HANINK (NPP)	
0089238														
Election Day	0	0.00%	0	0.00%	1	1.85%	0	0.00%	0	0.00%	0	0.00%	0	0.00%
Vote by Mail	0	0.00%	17	2.92%	4	0.69%	0	0.00%	5	0.86%	0	0.00%	0	0.00%
Canvass	0	0.00%	0	0.00%	0	0.00%	0	0.00%	0	0.00%	0	0.00%	0	0.00%
Total	0	0.00%	17	2.66%	5	0.78%	0	0.00%	5	0.78%	0	0.00%	0	0.00%
0089266														
Election Day	0	0.00%	0	0.00%	0	0.00%	0	0.00%	0	0.00%	0	0.00%	0	0.00%
Vote by Mail	0	0.00%	13	1.74%	3	0.40%	1	0.13%	3	0.40%	2	0.27%	0	0.00%
Canvass	0	0.00%	0	0.00%	0	0.00%	0	0.00%	0	0.00%	0	0.00%	0	0.00%
Total	0	0.00%	13	1.58%	3	0.36%	1	0.12%	3	0.36%	2	0.24%	0	0.00%
0089347														
Election Day	0	0.00%	0	0.00%	0	0.00%	1	2.08%	0	0.00%	0	0.00%	0	0.00%
Vote by Mail	0	0.00%	16	2.14%	2	0.27%	0	0.00%	2	0.27%	0	0.00%	0	0.00%
Canvass	0	0.00%	0	0.00%	0	0.00%	0	0.00%	0	0.00%	0	0.00%	0	0.00%
Total	0	0.00%	16	1.99%	2	0.25%	1	0.12%	2	0.25%	0	0.00%	0	0.00%
0089521														
Election Day	0		0		0		0		0		0		0	
Vote by Mail	0	0.00%	0	0.00%	0	0.00%	0	0.00%	0	0.00%	0	0.00%	0	0.00%
Canvass	0		0		0		0		0		0		0	
Total	0	0.00%	0	0.00%	0	0.00%	0	0.00%	0	0.00%	0	0.00%	0	0.00%
0089702														
Election Day	0	0.00%	0	0.00%	0	0.00%	0	0.00%	0	0.00%	0	0.00%	0	0.00%
Vote by Mail	0	0.00%	0	0.00%	0	0.00%	0	0.00%	0	0.00%	0	0.00%	0	0.00%
Canvass	0		0		0		0		0		0		0	
Total	0	0.00%	0	0.00%	0	0.00%	0	0.00%	0	0.00%	0	0.00%	0	0.00%
0091534														
Election Day	0	0.00%	0	0.00%	0	0.00%	0	0.00%	0	0.00%	0	0.00%	0	0.00%
Vote by Mail	0	0.00%	5	0.49%	1	0.10%	2	0.20%	4	0.39%	1	0.10%	0	0.00%
Canvass	0	0.00%	0	0.00%	0	0.00%	0	0.00%	0	0.00%	0	0.00%	0	0.00%
Total	0	0.00%	5	0.44%	1	0.09%	2	0.18%	4	0.35%	1	0.09%	0	0.00%

Precinct	DAVID HILLBERG (REP)		JEFF HEWITT (LIB)		JOHN R. DRAKE (DEM)		LARRY A. ELDER (REP)		KEVIN PAFFRATH (DEM)		ADAM PAPAGAN (NPP)		ARMANDO "MANDO" PEREZ- SERRATO (DEM)	
0089238														
Election Day	0	0.00%	0	0.00%	0	0.00%	41	75.93%	3	5.56%	0	0.00%	0	0.00%
Vote by Mail	0	0.00%	8	1.37%	8	1.37%	342	58.76%	26	4.47%	0	0.00%	5	0.86%
Canvass	0	0.00%	0	0.00%	0	0.00%	3	75.00%	0	0.00%	0	0.00%	0	0.00%
Total	0	0.00%	8	1.25%	8	1.25%	386	60.31%	29	4.53%	0	0.00%	5	0.78%
0089266														
Election Day	0	0.00%	0	0.00%	0	0.00%	65	85.53%	0	0.00%	0	0.00%	0	0.00%
Vote by Mail	0	0.00%	3	0.40%	2	0.27%	486	65.15%	32	4.29%	0	0.00%	2	0.27%
Canvass	0	0.00%	0	0.00%	0	0.00%	1	100.00%	0	0.00%	0	0.00%	0	0.00%
Total	0	0.00%	3	0.36%	2	0.24%	552	67.07%	32	3.89%	0	0.00%	2	0.24%
0089347														
Election Day	0	0.00%	0	0.00%	0	0.00%	39	81.25%	0	0.00%	0	0.00%	0	0.00%
Vote by Mail	0	0.00%	2	0.27%	6	0.80%	430	57.56%	39	5.22%	2	0.27%	1	0.13%
Canvass	0	0.00%	0	0.00%	0	0.00%	11	100.00%	0	0.00%	0	0.00%	0	0.00%
Total	0	0.00%	2	0.25%	6	0.74%	480	59.55%	39	4.84%	2	0.25%	1	0.12%
0089521														
Election Day	0		0		0		0		0		0		0	
Vote by Mail	0	0.00%	0	0.00%	0	0.00%	3	42.86%	0	0.00%	0	0.00%	0	0.00%
Canvass	0		0		0		0		0		0		0	
Total	0	0.00%	0	0.00%	0	0.00%	3	42.86%	0	0.00%	0	0.00%	0	0.00%
0089702														
Election Day	0	0.00%	0	0.00%	0	0.00%	2	100.00%	0	0.00%	0	0.00%	0	0.00%
Vote by Mail	0	0.00%	0	0.00%	0	0.00%	45	72.58%	0	0.00%	0	0.00%	0	0.00%
Canvass	0		0		0		0		0		0		0	
Total	0	0.00%	0	0.00%	0	0.00%	47	73.44%	0	0.00%	0	0.00%	0	0.00%
0091534														
Election Day	0	0.00%	0	0.00%	0	0.00%	78	79.59%	2	2.04%	0	0.00%	0	0.00%
Vote by Mail	0	0.00%	4	0.39%	4	0.39%	647	63.37%	46	4.51%	0	0.00%	4	0.39%
Canvass	0	0.00%	0	0.00%	0	0.00%	8	80.00%	0	0.00%	0	0.00%	0	0.00%
Total	0	0.00%	4	0.35%	4	0.35%	733	64.92%	48	4.25%	0	0.00%	4	0.35%

Precinct	JOHN COX (REP)		HEATHER COLLINS (G-P)		DANIEL WATTS (DEM)		NICKOLAS WILDSTAR (REP)		SARAH STEPHENS (REP)		DENVER STONER (REP)		JOE M. SYMMON (REP)	
0089238														
Election Day	1	1.85%	0	0.00%	0	0.00%	0	0.00%	0	0.00%	0	0.00%	0	0.00%
Vote by Mail	31	5.33%	2	0.34%	8	1.37%	0	0.00%	0	0.00%	0	0.00%	0	0.00%
Canvass	0	0.00%	0	0.00%	0	0.00%	0	0.00%	0	0.00%	0	0.00%	0	0.00%
Total	32	5.00%	2	0.31%	8	1.25%	0	0.00%	0	0.00%	0	0.00%	0	0.00%
0089266														
Election Day	0	0.00%	0	0.00%	0	0.00%	0	0.00%	0	0.00%	0	0.00%	0	0.00%
Vote by Mail	36	4.83%	2	0.27%	6	0.80%	1	0.13%	0	0.00%	0	0.00%	0	0.00%
Canvass	0	0.00%	0	0.00%	0	0.00%	0	0.00%	0	0.00%	0	0.00%	0	0.00%
Total	36	4.37%	2	0.24%	6	0.73%	1	0.12%	0	0.00%	0	0.00%	0	0.00%
0089347														
Election Day	2	4.17%	0	0.00%	0	0.00%	0	0.00%	0	0.00%	0	0.00%	0	0.00%
Vote by Mail	46	6.16%	3	0.40%	5	0.67%	1	0.13%	0	0.00%	3	0.40%	0	0.00%
Canvass	0	0.00%	0	0.00%	0	0.00%	0	0.00%	0	0.00%	0	0.00%	0	0.00%
Total	48	5.96%	3	0.37%	5	0.62%	1	0.12%	0	0.00%	3	0.37%	0	0.00%
0089521														
Election Day	0		0		0		0		0		0		0	
Vote by Mail	0	0.00%	0	0.00%	0	0.00%	0	0.00%	0	0.00%	0	0.00%	0	0.00%
Canvass	0		0		0		0		0		0		0	
Total	0	0.00%	0	0.00%	0	0.00%	0	0.00%	0	0.00%	0	0.00%	0	0.00%
0089702														
Election Day	0	0.00%	0	0.00%	0	0.00%	0	0.00%	0	0.00%	0	0.00%	0	0.00%
Vote by Mail	7	11.29%	0	0.00%	0	0.00%	0	0.00%	0	0.00%	0	0.00%	0	0.00%
Canvass	0		0		0		0		0		0		0	
Total	7	10.94%	0	0.00%	0	0.00%	0	0.00%	0	0.00%	0	0.00%	0	0.00%
0091534														
Election Day	6	6.12%	1	1.02%	0	0.00%	0	0.00%	0	0.00%	0	0.00%	0	0.00%
Vote by Mail	63	6.17%	2	0.20%	10	0.98%	0	0.00%	0	0.00%	0	0.00%	0	0.00%
Canvass	0	0.00%	0	0.00%	0	0.00%	0	0.00%	0	0.00%	0	0.00%	0	0.00%
Total	69	6.11%	3	0.27%	10	0.89%	0	0.00%	0	0.00%	0	0.00%	0	0.00%

Precinct	MAJOR SINGH (NPP)		DOUG OSE (REP)		Write-in		Total Votes	ROXANNE Qualified Write In		STACY SMITH Qualified Write In		MAJOR WILLIAMS Qualified Write In	
0089238													
Election Day	0	0.00%	1	1.85%	0	0.00%	54	0	0.00%	0	0.00%	0	0.00%
Vote by Mail	0	0.00%	3	0.52%	0	0.00%	582	0	0.00%	0	0.00%	0	0.00%
Canvass	0	0.00%	0	0.00%	0	0.00%	4	0	0.00%	0	0.00%	0	0.00%
Total	0	0.00%	4	0.63%	0	0.00%	640	0	0.00%	0	0.00%	0	0.00%
0089266													
Election Day	0	0.00%	0	0.00%	0	0.00%	76	0	0.00%	0	0.00%	0	0.00%
Vote by Mail	0	0.00%	3	0.40%	0	0.00%	746	0	0.00%	0	0.00%	0	0.00%
Canvass	0	0.00%	0	0.00%	0	0.00%	1	0	0.00%	0	0.00%	0	0.00%
Total	0	0.00%	3	0.36%	0	0.00%	823	0	0.00%	0	0.00%	0	0.00%
0089347													
Election Day	0	0.00%	0	0.00%	0	0.00%	48	0	0.00%	0	0.00%	0	0.00%
Vote by Mail	2	0.27%	9	1.20%	0	0.00%	747	0	0.00%	0	0.00%	0	0.00%
Canvass	0	0.00%	0	0.00%	0	0.00%	11	0	0.00%	0	0.00%	0	0.00%
Total	2	0.25%	9	1.12%	0	0.00%	806	0	0.00%	0	0.00%	0	0.00%
0089521													
Election Day	0		0		0		0	0		0		0	
Vote by Mail	0	0.00%	2	28.57%	0	0.00%	7	0	0.00%	0	0.00%	0	0.00%
Canvass	0		0		0		0	0		0		0	
Total	0	0.00%	2	28.57%	0	0.00%	7	0	0.00%	0	0.00%	0	0.00%
0089702													
Election Day	0	0.00%	0	0.00%	0	0.00%	2	0	0.00%	0	0.00%	0	0.00%
Vote by Mail	0	0.00%	0	0.00%	0	0.00%	62	0	0.00%	0	0.00%	0	0.00%
Canvass	0		0		0		0	0		0		0	
Total	0	0.00%	0	0.00%	0	0.00%	64	0	0.00%	0	0.00%	0	0.00%
0091534													
Election Day	0	0.00%	0	0.00%	0	0.00%	98	0	0.00%	0	0.00%	0	0.00%
Vote by Mail	4	0.39%	13	1.27%	2	0.20%	1,021	0	0.00%	0	0.00%	2	0.20%
Canvass	0	0.00%	0	0.00%	0	0.00%	10	0	0.00%	0	0.00%	0	0.00%
Total	4	0.35%	13	1.15%	2	0.18%	1,129	0	0.00%	0	0.00%	2	0.18%

Precinct	THUY E. HUGENS Qualified Write In		MIKI HABRYN Qualified Write In		VINCE LUNDGREN Qualified Write In		VIVEK B. MOHAN Qualified Write In	
0089238								
Election Day	0	0.00%	0	0.00%	0	0.00%	0	0.00%
Vote by Mail	0	0.00%	0	0.00%	0	0.00%	0	0.00%
Canvass	0	0.00%	0	0.00%	0	0.00%	0	0.00%
Total	0	0.00%	0	0.00%	0	0.00%	0	0.00%
0089266								
Election Day	0	0.00%	0	0.00%	0	0.00%	0	0.00%
Vote by Mail	0	0.00%	0	0.00%	0	0.00%	0	0.00%
Canvass	0	0.00%	0	0.00%	0	0.00%	0	0.00%
Total	0	0.00%	0	0.00%	0	0.00%	0	0.00%
0089347								
Election Day	0	0.00%	0	0.00%	0	0.00%	0	0.00%
Vote by Mail	0	0.00%	0	0.00%	0	0.00%	0	0.00%
Canvass	0	0.00%	0	0.00%	0	0.00%	0	0.00%
Total	0	0.00%	0	0.00%	0	0.00%	0	0.00%
0089521								
Election Day	0		0		0		0	
Vote by Mail	0	0.00%	0	0.00%	0	0.00%	0	0.00%
Canvass	0		0		0		0	
Total	0	0.00%	0	0.00%	0	0.00%	0	0.00%
0089702								
Election Day	0	0.00%	0	0.00%	0	0.00%	0	0.00%
Vote by Mail	0	0.00%	0	0.00%	0	0.00%	0	0.00%
Canvass	0		0		0		0	
Total	0	0.00%	0	0.00%	0	0.00%	0	0.00%
0091534								
Election Day	0	0.00%	0	0.00%	0	0.00%	0	0.00%
Vote by Mail	0	0.00%	0	0.00%	0	0.00%	0	0.00%
Canvass	0	0.00%	0	0.00%	0	0.00%	0	0.00%
Total	0	0.00%	0	0.00%	0	0.00%	0	0.00%

Precinct	Times Cast	Registered Voters	Undervotes	Overvotes
0091968				
Election Day	134	1,611	4	0
Vote by Mail	1,079	1,611	195	0
Canvass	8	1,611	0	0
Total	1,221	1,611	199	0
0094686				
Election Day	51	873	4	0
Vote by Mail	583	873	146	0
Canvass	4	873	0	0
Total	638	873	150	0
0097527				
Election Day	11	318	1	0
Vote by Mail	210	318	43	1
Canvass	3	318	0	0
Total	224	318	44	1
Countywide - Total	555,883	873,203	232,888	1,273
Cumulative				
Cumulative				
Election Day	0	0	0	0
Vote by Mail	0	0	0	0
Canvass	0	0	0	0
Total	0	0	0	0
Cumulative - Total	0	0	0	0
Countywide - Total	555,883	873,203	232,888	1,273

Precinct	DAN KAPELOVITZ (G-P)		KEVIN K. KAUL (NPP)	
0091968				
Election Day	0	0.00%	0	0.00%
Vote by Mail	3	0.34%	0	0.00%
Canvass	0	0.00%	0	0.00%
Total	3	0.29%	0	0.00%
0094686				
Election Day	0	0.00%	0	0.00%
Vote by Mail	0	0.00%	0	0.00%
Canvass	0	0.00%	0	0.00%
Total	0	0.00%	0	0.00%
0097527				
Election Day	0	0.00%	0	0.00%
Vote by Mail	1	0.60%	1	0.60%
Canvass	0	0.00%	0	0.00%
Total	1	0.56%	1	0.56%
Countywide - Total	2,223	0.69%	205	0.06%
Cumulative				
Cumulative				
Election Day	0		0	
Vote by Mail	0		0	
Canvass	0		0	
Total	0		0	
Cumulative - Total	0		0	
Countywide - Total	2,223	0.69%	205	0.06%

Precinct	CHAUNCEY "SLIM" KILLENS (REP)		KEVIN KILEY (REP)		PATRICK KILPATRICK (DEM)		ANTHONY TRIMINO (REP)		JOEL VENTRESCA (DEM)		KEVIN L. FAULCONER (REP)		RHONDA FURIN (REP)	
0091968														
Election Day	0	0.00%	8	6.15%	0	0.00%	0	0.00%	0	0.00%	5	3.85%	0	0.00%
Vote by Mail	0	0.00%	72	8.14%	4	0.45%	2	0.23%	4	0.45%	67	7.58%	0	0.00%
Canvass	0	0.00%	0	0.00%	0	0.00%	0	0.00%	0	0.00%	0	0.00%	0	0.00%
Total	0	0.00%	80	7.83%	4	0.39%	2	0.20%	4	0.39%	72	7.05%	0	0.00%
0094686														
Election Day	0	0.00%	4	8.51%	1	2.13%	0	0.00%	0	0.00%	0	0.00%	0	0.00%
Vote by Mail	0	0.00%	22	5.03%	0	0.00%	0	0.00%	3	0.69%	39	8.92%	0	0.00%
Canvass	0	0.00%	0	0.00%	0	0.00%	0	0.00%	0	0.00%	0	0.00%	0	0.00%
Total	0	0.00%	26	5.33%	1	0.20%	0	0.00%	3	0.61%	39	7.99%	0	0.00%
0097527														
Election Day	0	0.00%	1	10.00%	0	0.00%	0	0.00%	0	0.00%	0	0.00%	0	0.00%
Vote by Mail	1	0.60%	12	7.23%	0	0.00%	0	0.00%	0	0.00%	9	5.42%	0	0.00%
Canvass	0	0.00%	0	0.00%	0	0.00%	0	0.00%	0	0.00%	0	0.00%	0	0.00%
Total	1	0.56%	13	7.26%	0	0.00%	0	0.00%	0	0.00%	9	5.03%	0	0.00%
Countywide - Total	261	0.08%	22,378	6.96%	2,514	0.78%	796	0.25%	9,665	3.00%	28,579	8.88%	329	0.10%
Cumulative														
Cumulative														
Election Day	0		0		0		0		0		0		0	
Vote by Mail	0		0		0		0		0		0		0	
Canvass	0		0		0		0		0		0		0	
Total	0		0		0		0		0		0		0	
Cumulative - Total	0		0		0		0		0		0		0	
Countywide - Total	261	0.08%	22,378	6.96%	2,514	0.78%	796	0.25%	9,665	3.00%	28,579	8.88%	329	0.10%

Precinct	ROBERT C. NEWMAN II (REP)		DENNIS RICHTER (NPP)		BRANDON M. ROSS (DEM)		SAM L. GALLUCCI (REP)		TED GAINES (REP)		CAITLYN JENNER (REP)		LEO S. ZACKY (REP)	
0091968														
Election Day	1	0.77%	0	0.00%	4	3.08%	0	0.00%	1	0.77%	3	2.31%	0	0.00%
Vote by Mail	1	0.11%	0	0.00%	9	1.02%	0	0.00%	12	1.36%	11	1.24%	3	0.34%
Canvass	0	0.00%	0	0.00%	0	0.00%	0	0.00%	1	12.50%	0	0.00%	0	0.00%
Total	2	0.20%	0	0.00%	13	1.27%	0	0.00%	14	1.37%	14	1.37%	3	0.29%
0094686														
Election Day	0	0.00%	0	0.00%	0	0.00%	0	0.00%	0	0.00%	0	0.00%	0	0.00%
Vote by Mail	2	0.46%	0	0.00%	14	3.20%	0	0.00%	7	1.60%	7	1.60%	0	0.00%
Canvass	0	0.00%	0	0.00%	0	0.00%	0	0.00%	0	0.00%	0	0.00%	0	0.00%
Total	2	0.41%	0	0.00%	14	2.87%	0	0.00%	7	1.43%	7	1.43%	0	0.00%
0097527														
Election Day	0	0.00%	0	0.00%	0	0.00%	0	0.00%	0	0.00%	0	0.00%	0	0.00%
Vote by Mail	0	0.00%	0	0.00%	1	0.60%	0	0.00%	6	3.61%	1	0.60%	0	0.00%
Canvass	0	0.00%	0	0.00%	0	0.00%	0	0.00%	0	0.00%	0	0.00%	0	0.00%
Total	0	0.00%	0	0.00%	1	0.56%	0	0.00%	6	3.35%	1	0.56%	0	0.00%
Countywide - Total	632	0.20%	439	0.14%	16,772	5.21%	488	0.15%	5,307	1.65%	3,516	1.09%	188	0.06%
Cumulative														
Cumulative														
Election Day	0		0		0		0		0		0		0	
Vote by Mail	0		0		0		0		0		0		0	
Canvass	0		0		0		0		0		0		0	
Total	0		0		0		0		0		0		0	
Cumulative - Total	0		0		0		0		0		0		0	
Countywide - Total	632	0.20%	439	0.14%	16,772	5.21%	488	0.15%	5,307	1.65%	3,516	1.09%	188	0.06%

Precinct	JENNY RAE LE ROUX (REP)		DAVID LOZANO (REP)		STEVE CHAVEZ LODGE (REP)		MICHAEL LOEBBS (NPP)		DENIS LUCEY (NPP)		DIEGO MARTINEZ (REP)		JEREMIAH "JEREMY" MARCINIAK (NPP)	
0091968														
Election Day	0	0.00%	0	0.00%	0	0.00%	0	0.00%	0	0.00%	0	0.00%	0	0.00%
Vote by Mail	1	0.11%	2	0.23%	0	0.00%	0	0.00%	0	0.00%	0	0.00%	0	0.00%
Canvass	0	0.00%	0	0.00%	0	0.00%	0	0.00%	0	0.00%	0	0.00%	0	0.00%
Total	1	0.10%	2	0.20%	0	0.00%	0	0.00%	0	0.00%	0	0.00%	0	0.00%
0094686														
Election Day	0	0.00%	0	0.00%	0	0.00%	0	0.00%	0	0.00%	0	0.00%	0	0.00%
Vote by Mail	2	0.46%	1	0.23%	0	0.00%	0	0.00%	0	0.00%	2	0.46%	0	0.00%
Canvass	0	0.00%	0	0.00%	0	0.00%	0	0.00%	0	0.00%	0	0.00%	0	0.00%
Total	2	0.41%	1	0.20%	0	0.00%	0	0.00%	0	0.00%	2	0.41%	0	0.00%
0097527														
Election Day	1	10.00%	0	0.00%	0	0.00%	0	0.00%	0	0.00%	0	0.00%	0	0.00%
Vote by Mail	0	0.00%	0	0.00%	0	0.00%	0	0.00%	0	0.00%	0	0.00%	0	0.00%
Canvass	0	0.00%	0	0.00%	0	0.00%	0	0.00%	0	0.00%	0	0.00%	0	0.00%
Total	1	0.56%	0	0.00%	0	0.00%	0	0.00%	0	0.00%	0	0.00%	0	0.00%
Countywide - Total	523	0.16%	377	0.12%	531	0.17%	1,001	0.31%	139	0.04%	282	0.09%	116	0.04%
Cumulative														
Cumulative														
Election Day	0		0		0		0		0		0		0	
Vote by Mail	0		0		0		0		0		0		0	
Canvass	0		0		0		0		0		0		0	
Total	0		0		0		0		0		0		0	
Cumulative - Total	0		0		0		0		0		0		0	
Countywide - Total	523	0.16%	377	0.12%	531	0.17%	1,001	0.31%	139	0.04%	282	0.09%	116	0.04%

Precinct	DANIEL MERCURI (REP)		JACQUELINE MCGOWAN (DEM)		DAVID MOORE (NPP)		DAVID ALEXANDER BRAMANTE (REP)		HOLLY L. BAADE (DEM)		ANGELYNE (NPP)		JAMES G. HANINK (NPP)	
0091968														
Election Day	0	0.00%	0	0.00%	0	0.00%	0	0.00%	0	0.00%	0	0.00%	0	0.00%
Vote by Mail	0	0.00%	7	0.79%	2	0.23%	0	0.00%	2	0.23%	0	0.00%	0	0.00%
Canvass	0	0.00%	0	0.00%	0	0.00%	0	0.00%	0	0.00%	0	0.00%	0	0.00%
Total	0	0.00%	7	0.68%	2	0.20%	0	0.00%	2	0.20%	0	0.00%	0	0.00%
0094686														
Election Day	0	0.00%	0	0.00%	0	0.00%	0	0.00%	0	0.00%	0	0.00%	0	0.00%
Vote by Mail	0	0.00%	3	0.69%	2	0.46%	0	0.00%	0	0.00%	2	0.46%	0	0.00%
Canvass	0	0.00%	0	0.00%	0	0.00%	0	0.00%	0	0.00%	0	0.00%	0	0.00%
Total	0	0.00%	3	0.61%	2	0.41%	0	0.00%	0	0.00%	2	0.41%	0	0.00%
0097527														
Election Day	0	0.00%	0	0.00%	0	0.00%	0	0.00%	0	0.00%	0	0.00%	0	0.00%
Vote by Mail	0	0.00%	0	0.00%	0	0.00%	0	0.00%	2	1.20%	0	0.00%	0	0.00%
Canvass	0	0.00%	0	0.00%	0	0.00%	0	0.00%	0	0.00%	0	0.00%	0	0.00%
Total	0	0.00%	0	0.00%	0	0.00%	0	0.00%	2	1.12%	0	0.00%	0	0.00%
Countywide - Total	226	0.07%	9,032	2.81%	981	0.30%	277	0.09%	2,754	0.86%	1,039	0.32%	208	0.06%
Cumulative														
Cumulative														
Election Day	0		0		0		0		0		0		0	
Vote by Mail	0		0		0		0		0		0		0	
Canvass	0		0		0		0		0		0		0	
Total	0		0		0		0		0		0		0	
Cumulative - Total	0		0		0		0		0		0		0	
Countywide - Total	226	0.07%	9,032	2.81%	981	0.30%	277	0.09%	2,754	0.86%	1,039	0.32%	208	0.06%

Precinct	DAVID HILLBERG (REP)		JEFF HEWITT (LIB)		JOHN R. DRAKE (DEM)		LARRY A. ELDER (REP)		KEVIN PAFFRATH (DEM)		ADAM PAPAGAN (NPP)		ARMANDO "MANDO" PEREZ- SERRATO (DEM)	
0091968														
Election Day	0	0.00%	0	0.00%	0	0.00%	96	73.85%	3	2.31%	0	0.00%	1	0.77%
Vote by Mail	0	0.00%	2	0.23%	4	0.45%	572	64.71%	24	2.71%	0	0.00%	3	0.34%
Canvass	0	0.00%	0	0.00%	0	0.00%	6	75.00%	1	12.50%	0	0.00%	0	0.00%
Total	0	0.00%	2	0.20%	4	0.39%	674	65.95%	28	2.74%	0	0.00%	4	0.39%
0094686														
Election Day	0	0.00%	0	0.00%	0	0.00%	40	85.11%	1	2.13%	0	0.00%	0	0.00%
Vote by Mail	0	0.00%	2	0.46%	2	0.46%	264	60.41%	8	1.83%	0	0.00%	6	1.37%
Canvass	0	0.00%	0	0.00%	0	0.00%	4	100.00%	0	0.00%	0	0.00%	0	0.00%
Total	0	0.00%	2	0.41%	2	0.41%	308	63.11%	9	1.84%	0	0.00%	6	1.23%
0097527														
Election Day	0	0.00%	0	0.00%	0	0.00%	7	70.00%	0	0.00%	0	0.00%	0	0.00%
Vote by Mail	0	0.00%	1	0.60%	0	0.00%	97	58.43%	5	3.01%	0	0.00%	0	0.00%
Canvass	0	0.00%	0	0.00%	0	0.00%	3	100.00%	0	0.00%	0	0.00%	0	0.00%
Total	0	0.00%	1	0.56%	0	0.00%	107	59.78%	5	2.79%	0	0.00%	0	0.00%
Countywide - Total	85	0.03%	2,138	0.66%	2,232	0.69%	147,776	45.93%	28,585	8.89%	147	0.05%	1,904	0.59%
Cumulative														
Cumulative														
Election Day	0		0		0		0		0		0		0	
Vote by Mail	0		0		0		0		0		0		0	
Canvass	0		0		0		0		0		0		0	
Total	0		0		0		0		0		0		0	
Cumulative - Total	0		0		0		0		0		0		0	
Countywide - Total	85	0.03%	2,138	0.66%	2,232	0.69%	147,776	45.93%	28,585	8.89%	147	0.05%	1,904	0.59%

Precinct	JOHN COX (REP)		HEATHER COLLINS (G-P)		DANIEL WATTS (DEM)		NICKOLAS WILDSTAR (REP)		SARAH STEPHENS (REP)		DENVER STONER (REP)		JOE M. SYMMON (REP)	
0091968														
Election Day	6	4.62%	0	0.00%	0	0.00%	0	0.00%	0	0.00%	0	0.00%	0	0.00%
Vote by Mail	46	5.20%	5	0.57%	8	0.90%	0	0.00%	1	0.11%	3	0.34%	0	0.00%
Canvass	0	0.00%	0	0.00%	0	0.00%	0	0.00%	0	0.00%	0	0.00%	0	0.00%
Total	52	5.09%	5	0.49%	8	0.78%	0	0.00%	1	0.10%	3	0.29%	0	0.00%
0094686														
Election Day	1	2.13%	0	0.00%	0	0.00%	0	0.00%	0	0.00%	0	0.00%	0	0.00%
Vote by Mail	27	6.18%	2	0.46%	10	2.29%	0	0.00%	1	0.23%	1	0.23%	0	0.00%
Canvass	0	0.00%	0	0.00%	0	0.00%	0	0.00%	0	0.00%	0	0.00%	0	0.00%
Total	28	5.74%	2	0.41%	10	2.05%	0	0.00%	1	0.20%	1	0.20%	0	0.00%
0097527														
Election Day	1	10.00%	0	0.00%	0	0.00%	0	0.00%	0	0.00%	0	0.00%	0	0.00%
Vote by Mail	17	10.24%	0	0.00%	7	4.22%	0	0.00%	1	0.60%	0	0.00%	0	0.00%
Canvass	0	0.00%	0	0.00%	0	0.00%	0	0.00%	0	0.00%	0	0.00%	0	0.00%
Total	18	10.06%	0	0.00%	7	3.91%	0	0.00%	1	0.56%	0	0.00%	0	0.00%
Countywide - Total	13,013	4.04%	1,904	0.59%	6,371	1.98%	124	0.04%	277	0.09%	567	0.18%	48	0.01%
Cumulative														
Cumulative														
Election Day	0		0		0		0		0		0		0	
Vote by Mail	0		0		0		0		0		0		0	
Canvass	0		0		0		0		0		0		0	
Total	0		0		0		0		0		0		0	
Cumulative - Total	0		0		0		0		0		0		0	
Countywide - Total	13,013	4.04%	1,904	0.59%	6,371	1.98%	124	0.04%	277	0.09%	567	0.18%	48	0.01%

Precinct	MAJOR SINGH (NPP)		DOUG OSE (REP)		Write-in		Total Votes	ROXANNE Qualified Write In		STACY SMITH Qualified Write In		MAJOR WILLIAMS Qualified Write In	
0091968													
Election Day	0	0.00%	2	1.54%	0	0.00%	130	0	0.00%	0	0.00%	0	0.00%
Vote by Mail	0	0.00%	11	1.24%	3	0.34%	884	0	0.00%	0	0.00%	3	0.34%
Canvass	0	0.00%	0	0.00%	0	0.00%	8	0	0.00%	0	0.00%	0	0.00%
Total	0	0.00%	13	1.27%	3	0.29%	1,022	0	0.00%	0	0.00%	3	0.29%
0094686													
Election Day	0	0.00%	0	0.00%	0	0.00%	47	0	0.00%	0	0.00%	0	0.00%
Vote by Mail	0	0.00%	6	1.37%	2	0.46%	437	0	0.00%	0	0.00%	2	0.46%
Canvass	0	0.00%	0	0.00%	0	0.00%	4	0	0.00%	0	0.00%	0	0.00%
Total	0	0.00%	6	1.23%	2	0.41%	488	0	0.00%	0	0.00%	2	0.41%
0097527													
Election Day	0	0.00%	0	0.00%	0	0.00%	10	0	0.00%	0	0.00%	0	0.00%
Vote by Mail	0	0.00%	4	2.41%	0	0.00%	166	0	0.00%	0	0.00%	0	0.00%
Canvass	0	0.00%	0	0.00%	0	0.00%	3	0	0.00%	0	0.00%	0	0.00%
Total	0	0.00%	4	2.23%	0	0.00%	179	0	0.00%	0	0.00%	0	0.00%
Countywide - Total	1,077	0.33%	3,329	1.03%	367	0.11%	321,722	1	0.00%	2	0.00%	354	0.11%
Cumulative													
Cumulative													
Election Day	0		0		0		0	0		0		0	
Vote by Mail	0		0		0		0	0		0		0	
Canvass	0		0		0		0	0		0		0	
Total	0		0		0		0	0		0		0	
Cumulative - Total	0		0		0		0	0		0		0	
Countywide - Total	1,077	0.33%	3,329	1.03%	367	0.11%	321,722	1	0.00%	2	0.00%	354	0.11%

Precinct	THUY E. HUGENS Qualified Write In		MIKI HABRYN Qualified Write In		VINCE LUNDGREN Qualified Write In		VIVEK B. MOHAN Qualified Write In	
0091968								
Election Day	0	0.00%	0	0.00%	0	0.00%	0	0.00%
Vote by Mail	0	0.00%	0	0.00%	0	0.00%	0	0.00%
Canvass	0	0.00%	0	0.00%	0	0.00%	0	0.00%
Total	0	0.00%	0	0.00%	0	0.00%	0	0.00%
0094686								
Election Day	0	0.00%	0	0.00%	0	0.00%	0	0.00%
Vote by Mail	0	0.00%	0	0.00%	0	0.00%	0	0.00%
Canvass	0	0.00%	0	0.00%	0	0.00%	0	0.00%
Total	0	0.00%	0	0.00%	0	0.00%	0	0.00%
0097527								
Election Day	0	0.00%	0	0.00%	0	0.00%	0	0.00%
Vote by Mail	0	0.00%	0	0.00%	0	0.00%	0	0.00%
Canvass	0	0.00%	0	0.00%	0	0.00%	0	0.00%
Total	0	0.00%	0	0.00%	0	0.00%	0	0.00%
Countywide - Total	2	0.00%	5	0.00%	1	0.00%	2	0.00%
Cumulative								
Cumulative								
Election Day	0		0		0		0	
Vote by Mail	0		0		0		0	
Canvass	0		0		0		0	
Total	0		0		0		0	
Cumulative - Total	0		0		0		0	
Countywide - Total	2	0.00%	5	0.00%	1	0.00%	2	0.00%



11-Day Vote Center Locations and Hours
2021 California gubernatorial Recall Election - September 14, 2021
September 4 through September 14, 2021

Location	Category	Address	Hours
A. P. A. P. A.	11 Day Vote Center	Asian Pacific Islander American Public A 4000 Truxel Rd Ste 3	Open September 4 to September 14, 8 am to 4 pm, Election Day 7 am to 8 pm
California Museum	11 Day Vote Center	California Museum 1020 O St	Open September 4 to September 14, 9 am to 5 pm, Election Day 7 am to 8 pm
City of Citrus Heights City Hall	11 Day Vote Center	City of Citrus Heights City Hall 6360 Fountain Square Dr	Open September 4 to September 14, 9 am to 5 pm, Election Day 7 am to 8 pm
CNU Event Center	11 Day Vote Center	CNU Event Center 9650 W Taron Dr	Open September 4 to September 14, 9 am to 5 pm, Election Day 7 am to 8 pm
Dept of Human Assistance - Florin	11 Day Vote Center	Department of Human Assistance - Florin 2450 Florin Rd	Open September 4 to September 14, 8 am to 4 pm, Election Day 7 am to 8 pm
Dept of Human Assistance - Galt	11 Day Vote Center	Department of Human Assistance - Galt 210 N Lincoln Way	Open September 4 to September 14, 8 am to 4 pm, Election Day 7 am to 8 pm
Fletcher Farm Community Center	11 Day Vote Center	Fletcher Farm Community Center 7245 Fletcher Farm Dr	Open September 4 to September 14, 8 am to 4 pm, Election Day 7 am to 8 pm
Greater Sacramento Urban League	11 Day Vote Center	Greater Sacramento Urban League 3725 Marysville Blvd	Open September 4 to September 14, 9 am to 5 pm, Election Day 7 am to 8 pm
Harris Center	11 Day Vote Center	Harris Center 10 College Pkwy	Open September 4 to September 14, 8 am to 4 pm, Election Day 7 am to 8 pm
Koreana Plaza	11 Day Vote Center	Koreana Plaza 10947 Olson Dr Ste 402	Open September 4 to September 14, 9 am to 5 pm, Election Day 7 am to 8 pm
Murph - Emmanuel A M E Church	11 Day Vote Center	Murph - Emmanuel A M E Church 4151 Don Julio Blvd	Open September 4 to September 14, 9 am to 5 pm, Election Day 7 am to 8 pm
Oak Park Community Center	11 Day Vote Center	Oak Park Community Center 3425 Martin Luther King Jr Blvd	Open September 4 to September 14, 9 am to 5 pm, Election Day 7 am to 8 pm
Richard T. Conzelmann Community Center	11 Day Vote Center	Richard T. Conzelmann Community Center 2201 Cottage Way	Open September 4 to September 14, 9 am to 5 pm, Election Day 7 am to 8 pm
St. Luke's Lutheran Church	11 Day Vote Center	St. Luke's Lutheran Church Enter from Ta 7595 Center Pkwy	Open September 4 to September 14, 8 am to 4 pm, Election Day 7 am to 8 pm
Unity of Sacramento Church	11 Day Vote Center	Unity of Sacramento Church 9249 Folsom Blvd	Open September 4 to September 14, 9 am to 5 pm, Election Day 7 am to 8 pm



4-Day Vote Center Locations and Hours
2021 California gubernatorial Recall Election - September 14, 2021
September 11 through September 14, 2021

Location	Category	Address	Hours
American River College	4 Day Vote Center	American River College Enter Lot A Parki 4700 College Oak Dr	Open September 11 to September 14, 8 am to 4 pm, Election Day 7 am to 8 pm
CSUS Modoc Hall	4 Day Vote Center	California State University Sacramento - 3020 State University Dr	Open September 11 to September 14, 8 am to 4 pm, Election Day 7 am to 8 pm
Depot Building and Park	4 Day Vote Center	Depot Building and Park 6730 Front St	Open September 11 to September 14, 8 am to 4 pm, Election Day 7 am to 8 pm
Elk Grove United Methodist Church	4 Day Vote Center	Elk Grove United Methodist Church 8986 Elk Grove Blvd	Open September 11 to September 14, 9 am to 5 pm, Election Day 7 am to 8 pm
Faith Lutheran Church	4 Day Vote Center	Faith Lutheran Church 4000 San Juan Ave	Open September 11 to September 14, 8 am to 4 pm, Election Day 7 am to 8 pm
Folsom Community Center	4 Day Vote Center	Folsom Community Center 52 Natoma St	Open September 11 to September 14, 8 am to 4 pm, Election Day 7 am to 8 pm
Lutheran Church of Our Redeemer	4 Day Vote Center	Lutheran Church of Our Redeemer 4641 Marconi Ave	Open September 11 to September 14, 8 am to 4 pm, Election Day 7 am to 8 pm
North Natomas Library	4 Day Vote Center	North Natomas Library 4660 Via Ingoglia St	Open September 11 to September 14, 9 am to 5 pm, Election Day 7 am to 8 pm
Orangevale Rec and Park - Activity Building	4 Day Vote Center	Orangevale Rec & Park District - Activit 6818 Hazel Ave	Open September 11 to September 14, 9 am to 5 pm, Election Day 7 am to 8 pm
Robbie Waters Pocket - Greenhaven Library	4 Day Vote Center	Robbie Waters Pocket - Greenhaven Librar 7335 Gloria Dr	Open September 11 to September 14, 9 am to 5 pm, Election Day 7 am to 8 pm
South Natomas Library	4 Day Vote Center	South Natomas Library 2901 Truxel Rd	Open September 11 to September 14, 9 am to 5 pm, Election Day 7 am to 8 pm
The Center At District56	4 Day Vote Center	The Center at District56 8230 Civic Center Dr	Open September 11 to September 14, 9 am to 5 pm, Election Day 7 am to 8 pm
Valley Hi - North Laguna Library	4 Day Vote Center	Valley Hi - North Laguna Library 7400 Imagination Pkwy	Open September 11 to September 14, 9 am to 5 pm, Election Day 7 am to 8
Walnut Grove Library	4 Day Vote Center	Walnut Grove Library 14177 Market St	Open September 11 to September 14, 9 am to 5 pm, Election Day 7 am to 8 pm
Wilton Community Center	4 Day Vote Center	Wilton Community Center Enter Parking Fr 9717 Colony Rd	Open September 11 to September 14, 9 am to 5 pm, Election Day 7 am to 8 pm



Drop Box Locations and Hours
2021 California gubernatorial Recall Election - September 14, 2021
August 16 through September 14, 2021

Location	Category	Address	Hours
A. P. A. P. A. - Drop Box	Drop Box	Asian Pacific Islander American Public A 4000 Truxel Rd Ste 3	Open August 16 to September 14, Weekdays 9 am to 6 pm, Closed September 6, Election Day 9 am to 6 pm
Arcade Library - Drop Box	Drop Box	Arcade Library 2443 Marconi Ave	Open August 17 to September 14, Tuesday thru Saturday 10 am to 6 pm, Election Day to 7 am to 8 pm
Arden - Dimick Library - Drop Box	Drop Box	Arden - Dimick Library 891 Watt Ave	Open August 17 to September 14, Tuesday thru Saturday 10 am to 6 pm, Election Day to 7 am to 8 pm
Bel-Air Antelope	Drop Box	Bel-Air 7901 Walerga Rd	Open August 16 to September 14, 6 am to 11 pm, Election Day to 8 pm
Bel-Air Arden	Drop Box	Bel-Air 4320 Arden Way	Open August 16 to September 14, 6 am to 11 pm, Election Day to 8 pm
Bel-Air Arena Blvd	Drop Box	Bel-Air 3250 Arena Blvd	Open August 16 to September 14, 6 am to 11 pm, Election Day to 8 pm
Bel-Air E Bidwell	Drop Box	Bel-Air 2760 E Bidwell St	Open August 16 to September 14, 6 am to 11 pm, Election Day to 8 pm
Bel-Air Elk Grove	Drop Box	Bel-Air 9435 Elk Grove Blvd	Open August 16 to September 14, 6 am to 11 pm, Election Day to 8 pm
Bel-Air Elk Grove Florin	Drop Box	Bel-Air 8425 Elk Grove Florin Rd	Open August 16 to September 14, 6 am to 11 pm, Election Day to 8 pm
Bel-Air Florin	Drop Box	Bel-Air 1301 Florin Rd	Open August 16 to September 14, 6 am to 11 pm, Election Day to 8 pm
Bel-Air Fruitridge	Drop Box	Bel-Air 6231 Fruitridge Rd	Open August 16 to September 14, 6 am to 10 pm, Election Day to 8 pm
Bel-Air Gold River	Drop Box	Bel-Air Gold River 2155 Golden Centre Ln	Open August 16 to September 14, 6 am to 11 pm, Election Day to 8 pm
Bel-Air Laguna	Drop Box	Bel-Air 5100 Laguna Blvd	Open August 16 to September 14, 6 am to 11 pm, Election Day to 8 pm
Bel-Air Manzanita	Drop Box	Bel-Air 4005 Manzanita Ave Ste 38	Open August 16 to September 14, 6 am to 11 pm, Election Day to 8 pm
Bel-Air Murieta	Drop Box	Bel-Air 7315 Murieta Dr	Open August 16 to September 14, 6 am to 10 pm, Election Day to 8 pm
Bel-Air Rush River	Drop Box	Bel-Air Rush River 7465 Rush River Dr	Open August 16 to September 14, 6 am to 11 pm, Election Day to 8 pm
Bel-Air W El Camino	Drop Box	Bel-Air 1540 W El Camino Ave	Open August 16 to September 14, 6 am to 11 pm, Election Day to 8 pm
Belle Cooleage Library	Drop Box	Belle Cooleage Library 5600 S Land Park Dr	Open August 17 to September 14, Tuesday thru Saturday 10 am to 6 pm, Election Day to 7 am to 8 pm



Drop Box Locations and Hours
2021 California gubernatorial Recall Election - September 14, 2021
August 16 through September 14, 2021

Location	Category	Address	Hours
Carmichael Library - Drop Box	Drop Box	Carmichael Library 5605 Marconi Ave	Open August 17 to September 14, Tuesday thru Saturday 10 am to 6 pm, Election Day to 7 am to 8 pm
Central Library	Drop Box	Central Library 828 I St	Open August 17 to September 14, Tuesday thru Saturday 10 am to 6 pm, Election Day to 7 am to 8 pm
City of Citrus Heights City Hall - Drop Box	Drop Box	City of Citrus Heights City Hall 6360 Fountain Square Dr	Open August 16 to September 14, Open 24 hours, Election Day to 8 pm
Colonial Heights Library - Drop Box	Drop Box	Colonial Heights Library 4799 Stockton Blvd	Open August 17 to September 14, Tuesday thru Saturday 10 am to 6 pm, Election Day to 7 am to 8 pm
CSUS - Welcome Center	Drop Box	CSUS - Welcome Center 6000 J St	Open August 16 to September 14, Weekdays 8 am to 5 pm, Closed September 6, Election Day 8 am to 5 pm
Del Paso Heights Library	Drop Box	Del Paso Heights Library Enter Parking F 920 Grand Ave	Open August 17 to September 14, Tuesday thru Saturday 10 am to 6 pm, Election Day to 7 am to 8 pm
Elk Grove City Hall	Drop Box	Elk Grove City Hall 8401 Laguna Palms Way	Open August 16 to September 14, Weekdays 8 am to 5 pm, Closed September 6, Election Day 8 am to 5 pm
Elk Grove Library	Drop Box	Elk Grove Library 8900 Elk Grove Blvd	Open August 17 to September 14, Tuesday thru Saturday 10 am to 6 pm, Election Day to 7 am to 8 pm
Fair Oaks Library - Drop Box	Drop Box	Fair Oaks Library 11601 Fair Oaks Blvd	Open August 17 to September 14, Tuesday thru Saturday 10 am to 6 pm, Election Day to 7 am to 8 pm
Folsom City Hall	Drop Box	Folsom City Hall 50 Natoma St	Open August 16 to September 14, Weekdays 8 am to 5 pm, Closed September 6, Election Day 8 am to 5 pm
Franklin Community Library - Drop Box	Drop Box	Franklin Community Library 10055 Franklin High Rd	Open August 17 to September 14, Tuesday thru Saturday 10 am to 6 pm, Election Day to 7 am to 8 pm
Galt - Marian O Lawrence Library	Drop Box	Galt - Marian O Lawrence Library 1000 Caroline Ave	Open August 17 to September 14, Tuesday thru Saturday 10 am to 6 pm, Election Day to 7 am to 8 pm
Galt City Hall	Drop Box	Galt City Hall 380 Civic Dr	Open August 16 to September 14, Monday thru Thursday 8 am to 5:30 pm, Closed September 6, Election Day 8 am to 5:30 pm
Isleton City Hall	Drop Box	Isleton City Hall 101 2nd St	Open August 16 to September 14, Weekdays 8 am to 5 pm, Closed Noon to 1 pm, Closed September 6, Election Day 8 am to 5 pm, Closed Noon to 1 pm
Isleton Library	Drop Box	Isleton Library 412 Union St	Open August 17 to September 14, Tuesday thru Saturday 1 pm to 6 pm, Election Day to 7 am to 8 pm
KP International Market	Drop Box	KP International Market 10971 Olson Dr	Open August 16 to September 14, 8 am to 9 pm, Election Day to 8 pm
Laguna Creek Sports Club-Drop Box	Drop Box	Laguna Creek Sports Club 9570 Racquet Ct	Open August 16 to September 14, Weekdays 5 am to 9:30 pm, Weekends 7 am to 6 pm, September 6 7 am to 3 pm, Election Day to 8 pm
Martin Luther King Jr Library	Drop Box	Martin Luther King Jr Library 7340 24th Street Bypass	Open August 17 to September 14, Tuesday thru Saturday 10 am to 6 pm, Election Day to 7 am to 8 pm



Drop Box Locations and Hours
2021 California gubernatorial Recall Election - September 14, 2021
August 16 through September 14, 2021

Location	Category	Address	Hours
McKinley Library	Drop Box	McKinley Library 601 Alhambra Blvd	Open August 17 to September 14, Tuesday thru Saturday 10 am to 6 pm, Election Day to 7 am to 8 pm
Mel Rapton Honda - Drop Box	Drop Box	Mel Rapton Honda 3630 Fulton Ave	Open August 16 to September 14, Monday thru Saturday 7:30 am to 6 pm, Sunday 11 am to 6 pm, Election Day 7:30 am to 6 pm
Nonie Wetzel Courtland Library	Drop Box	Nonie Wetzel Courtland Library 170 Primasing Ave	Open August 17 to September 14, Tuesday thru Saturday 1 pm to 6 pm, Election Day to 7 am to 8 pm
North Highlands - Antelope Library - Drop Box	Drop Box	North Highlands - Antelope Library 4235 Antelope Rd	Open August 17 to September 14, Tuesday thru Saturday 10 am to 6 pm, Election Day to 7 am to 8 pm
North Natomas Library - Drop Box	Drop Box	North Natomas Library 4660 Via Ingoglia St	Open August 17 to September 14, Tuesday thru Saturday 10 am to 6 pm, Election Day to 7 am to 8 pm
Orangevale Library	Drop Box	Orangevale Library 8820 Greenback Ln Suite L	Open August 17 to September 14, Tuesday thru Saturday 10 am to 6 pm, Election Day to 7 am to 8 pm
Raley's Blue Ravine	Drop Box	Raley's Blue Ravine 25025 Blue Ravine Rd	Open August 16 to September 14, 6 am to 11 pm, Election Day to 8 pm
Raley's Carmichael	Drop Box	Raley's 5159 Fair Oaks Blvd	Open August 16 to September 14, 6 am to 11 pm, Election Day to 8 pm
Raley's E Bidwell	Drop Box	Raley's E Bidwell 715 E Bidwell St	Open August 16 to September 14, 6 am to 11 pm, Election Day to 8 pm
Raley's Elk Grove	Drop Box	Raley's 4900 Elk Grove Blvd	Open August 16 to September 14, 6 am to 11 pm, Election Day to 8 pm
Raley's Fair Oaks Blvd	Drop Box	Raley's 2075 Fair Oaks Blvd	Open August 16 to September 14, 6 am to 11 pm, Election Day to 8 pm
Raley's Folsom Blvd	Drop Box	Raley's 8391 Folsom Blvd	Open August 16 to September 14, 6 am to 11 pm, Election Day to 8 pm
Raley's Freeport	Drop Box	Raley's 4690 Freeport Blvd	Open August 16 to September 14, 6 am to 11 pm, Election Day to 8 pm
Raley's Galt	Drop Box	Raley's Galt 10430 Twin Cities Rd	Open August 16 to September 14, 6 am to 10 pm, Election Day to 8 pm
Raley's Lichen	Drop Box	Raley's 7847 Lichen Dr	Open August 16 to September 14, 6 am to 11 pm, Election Day to 8 pm
Raley's Madison	Drop Box	Raley's 8870 Madison Ave	Open August 16 to September 14, 6 am to 11 pm, Election Day to 8 pm
Raley's Marconi	Drop Box	Raley's 3518 Marconi Ave	Open August 16 to September 14, 6 am to 11 pm, Election Day to 8 pm
Raley's Natomas	Drop Box	Raley's 4650 Natomas Blvd	Open August 16 to September 14, 6 am to 11 pm, Election Day to 8 pm



Drop Box Locations and Hours
2021 California gubernatorial Recall Election - September 14, 2021
August 16 through September 14, 2021

Location	Category	Address	Hours
Raley's Rancho Cordova	Drop Box	Raley's 4030 Sunrise Blvd	Open August 16 to September 14, 6 am to 11 pm, Election Day to 8 pm
Raley's San Juan	Drop Box	Raley's 4840 San Juan Ave	Open August 16 to September 14, 6 am to 11 pm, Election Day to 8 pm
Rancho Cordova City Hall - Drop Box	Drop Box	Rancho Cordova City Hall 2729 Prospect Park Dr	Open August 16 to September 14, Weekdays 8 am to 5 pm, Closed September 6, Election Day 8 am to 5 pm
Rancho Cordova Library	Drop Box	Rancho Cordova Library Enter from Paseo 9845 Folsom Blvd	Open August 17 to September 14, Tuesday thru Saturday 10 am to 6 pm, Election Day to 7 am to 8 pm
Rancho Murieta Comm Services Dist - Drop Box	Drop Box	Rancho Murieta Community Services Distri 15160 Jackson Rd	Open August 16 to September 14, Weekdays 8 am to 5 pm, Closed Noon to 1 pm, Closed September 6, Election Day 8 am to 5 pm, Closed Noon to 1 pm
Rio Linda Library	Drop Box	Rio Linda Library 6724 6th St	Open August 17 to September 14, Tuesday thru Saturday 10 am to 6 pm, Election Day to 7 am to 8 pm
Robbie Waters Pocket - Greenhaven Drop Box	Drop Box	Robbie Waters Pocket - Greenhaven Librar 7335 Gloria Dr	Open August 17 to September 14, Tuesday thru Saturday 10 am to 6 pm, Election Day to 7 am to 8 pm
Sacramento City Hall	Drop Box	Sacramento City Hall 915 I St	Open August 16 to September 14, Weekdays 8 am to 5 pm, Closed September 6, Election Day 8 am to 5 pm
Sacramento County Admin Building - Drop Box	Drop Box	Sacramento County Administration Buildin 700 H St Rm 2450	Open August 16 to September 14, Weekdays 8 am to 5 pm, Closed September 6, Election Day 8 am to 5 pm
Solomon's Delicatessen	Drop Box	Solomon's 730 K St	Open August 18 to September 12, Wednesday thru Sunday 9 am to 3 pm
South Natomas Library - Drop Box	Drop Box	South Natomas Library 2901 Truxel Rd	Open August 17 to September 14, Tuesday thru Saturday 10 am to 6 pm, Election Day to 7
Southgate Library	Drop Box	Southgate Library 6132 66th Ave	Open August 17 to September 14, Tuesday thru Saturday 10 am to 6 pm, Election Day to 7 am to 8 pm
Sylvan Oaks Library - Drop Box	Drop Box	Sylvan Oaks Library 6700 Auburn Blvd	Open August 17 to September 14, Tuesday thru Saturday 10 am to 6 pm, Election Day to 7 am to 8 pm
Tecoy Porter College Prep School	Drop Box	Tecoy Porter College Prep School 2801 Meadowview Rd	Open August 16 to September 14, Open 24 hours, Election Day to 8 pm
Valley Hi - North Laguna Library - Drop Box	Drop Box	Valley Hi - North Laguna Library 7400 Imagination Pkwy	Open August 17 to September 14, Tuesday thru Saturday 10 am to 6 pm, Election Day to 7 am to 8 pm
Voter Registration & Elections	Drop Box	Voter Registration and Elections 7000 65th St Ste A	Open August 16 to September 14, Open 24 hours, Election Day to 8 pm
Walnut Grove Library - Drop Box	Drop Box	Walnut Grove Library 14177 Market St	Open August 17 to September 14, Tuesday thru Saturday 1 pm to 6 pm, Election Day to 7 am to 8 pm
Wilton Garage	Drop Box	Wilton Garage 11050 Wilton Rd Ste B	Open August 16 to September 14, Weekdays 7:30 am to 5 pm, Closed September 6, Election Day 7:30 am to 5 pm